

# A First Course in Linear Algebra

# A First Course in Linear Algebra

by  
Robert A. Beezer  
Department of Mathematics and Computer Science  
University of Puget Sound

Version 2.02

Robert A. Beezer is a Professor of Mathematics at the University of Puget Sound, where he has been on the faculty since 1984. He received a B.S. in Mathematics (with an Emphasis in Computer Science) from the University of Santa Clara in 1978, a M.S. in Statistics from the University of Illinois at Urbana-Champaign in 1982 and a Ph.D. in Mathematics from the University of Illinois at Urbana-Champaign in 1984. He teaches calculus, linear algebra and abstract algebra regularly, while his research interests include the applications of linear algebra to graph theory. His professional website is at <http://buzzard.ups.edu>.

**Edition**

Version 2.02.

November 19, 2008.

**Publisher**

Robert A. Beezer

Department of Mathematics and Computer Science

University of Puget Sound

1500 North Warner

Tacoma, Washington 98416-1043

USA

© 2004 by Robert A. Beezer.

Permission is granted to copy, distribute and/or modify this document under the terms of the GNU Free Documentation License, Version 1.2 or any later version published by the Free Software Foundation; with no Invariant Sections, no Front-Cover Texts, and no Back-Cover Texts. A copy of the license is included in the appendix entitled “GNU Free Documentation License”.

The most recent version of this work can always be found at <http://linear.ups.edu>.

To my wife, Pat.

# Contents

<b>Table of Contents</b>	<b>vi</b>
<b>Contributors</b>	<b>vii</b>
<b>Definitions</b>	<b>viii</b>
<b>Theorems</b>	<b>ix</b>
<b>Notation</b>	<b>x</b>
<b>Diagrams</b>	<b>xi</b>
<b>Examples</b>	<b>xii</b>
<b>Preface</b>	<b>xiii</b>
<b>Acknowledgements</b>	<b>xviii</b>

## Part C Core

---

<b>Chapter SLE Systems of Linear Equations</b>	<b>2</b>
WILA What is Linear Algebra? . . . . .	2
LA “Linear” + “Algebra” . . . . .	2
AA An Application . . . . .	3
READ Reading Questions . . . . .	6
EXC Exercises . . . . .	7
SOL Solutions . . . . .	8
SSLE Solving Systems of Linear Equations . . . . .	9
SLE Systems of Linear Equations . . . . .	9
PSS Possibilities for Solution Sets . . . . .	10
ESEO Equivalent Systems and Equation Operations . . . . .	11
READ Reading Questions . . . . .	16
EXC Exercises . . . . .	17
SOL Solutions . . . . .	19
RREF Reduced Row-Echelon Form . . . . .	22
MVNSE Matrix and Vector Notation for Systems of Equations . . . . .	22
RO Row Operations . . . . .	25
RREF Reduced Row-Echelon Form . . . . .	27
READ Reading Questions . . . . .	37
EXC Exercises . . . . .	38
SOL Solutions . . . . .	42
TSS Types of Solution Sets . . . . .	48
CS Consistent Systems . . . . .	48
FV Free Variables . . . . .	53

READ Reading Questions . . . . .	55
EXC Exercises . . . . .	56
SOL Solutions . . . . .	58
HSE Homogeneous Systems of Equations . . . . .	60
SHS Solutions of Homogeneous Systems . . . . .	60
NSM Null Space of a Matrix . . . . .	62
READ Reading Questions . . . . .	64
EXC Exercises . . . . .	65
SOL Solutions . . . . .	67
NM Nonsingular Matrices . . . . .	69
NM Nonsingular Matrices . . . . .	69
NSNM Null Space of a Nonsingular Matrix . . . . .	71
READ Reading Questions . . . . .	73
EXC Exercises . . . . .	74
SOL Solutions . . . . .	76
SLE Systems of Linear Equations . . . . .	80
<b>Chapter V Vectors</b> . . . . .	<b>81</b>
VO Vector Operations . . . . .	81
VEASM Vector Equality, Addition, Scalar Multiplication . . . . .	81
VSP Vector Space Properties . . . . .	84
READ Reading Questions . . . . .	85
EXC Exercises . . . . .	86
SOL Solutions . . . . .	87
LC Linear Combinations . . . . .	88
LC Linear Combinations . . . . .	88
VFSS Vector Form of Solution Sets . . . . .	92
PSHS Particular Solutions, Homogeneous Solutions . . . . .	102
READ Reading Questions . . . . .	104
EXC Exercises . . . . .	106
SOL Solutions . . . . .	108
SS Spanning Sets . . . . .	110
SSV Span of a Set of Vectors . . . . .	110
SSNS Spanning Sets of Null Spaces . . . . .	115
READ Reading Questions . . . . .	119
EXC Exercises . . . . .	121
SOL Solutions . . . . .	123
LI Linear Independence . . . . .	129
LISV Linearly Independent Sets of Vectors . . . . .	129
LINM Linear Independence and Nonsingular Matrices . . . . .	134
NSSLI Null Spaces, Spans, Linear Independence . . . . .	135
READ Reading Questions . . . . .	138
EXC Exercises . . . . .	139
SOL Solutions . . . . .	143
LDS Linear Dependence and Spans . . . . .	149
LDSS Linearly Dependent Sets and Spans . . . . .	149
COV Casting Out Vectors . . . . .	151
READ Reading Questions . . . . .	157
EXC Exercises . . . . .	158
SOL Solutions . . . . .	160
O Orthogonality . . . . .	163
CAV Complex Arithmetic and Vectors . . . . .	163
IP Inner products . . . . .	164
N Norm . . . . .	166

OV Orthogonal Vectors . . . . .	168
GSP Gram-Schmidt Procedure . . . . .	170
READ Reading Questions . . . . .	174
EXC Exercises . . . . .	175
SOL Solutions . . . . .	176
V Vectors . . . . .	177
<b>Chapter M Matrices</b>	<b>178</b>
MO Matrix Operations . . . . .	178
MEASM Matrix Equality, Addition, Scalar Multiplication . . . . .	178
VSP Vector Space Properties . . . . .	179
TSM Transposes and Symmetric Matrices . . . . .	181
MCC Matrices and Complex Conjugation . . . . .	183
AM Adjoint of a Matrix . . . . .	184
READ Reading Questions . . . . .	186
EXC Exercises . . . . .	187
SOL Solutions . . . . .	189
MM Matrix Multiplication . . . . .	190
MVP Matrix-Vector Product . . . . .	190
MM Matrix Multiplication . . . . .	193
MMEE Matrix Multiplication, Entry-by-Entry . . . . .	194
PMM Properties of Matrix Multiplication . . . . .	195
HM Hermitian Matrices . . . . .	200
READ Reading Questions . . . . .	201
EXC Exercises . . . . .	202
SOL Solutions . . . . .	204
MISLE Matrix Inverses and Systems of Linear Equations . . . . .	206
IM Inverse of a Matrix . . . . .	207
CIM Computing the Inverse of a Matrix . . . . .	208
PMI Properties of Matrix Inverses . . . . .	212
READ Reading Questions . . . . .	215
EXC Exercises . . . . .	216
SOL Solutions . . . . .	218
MINM Matrix Inverses and Nonsingular Matrices . . . . .	220
NMI Nonsingular Matrices are Invertible . . . . .	220
UM Unitary Matrices . . . . .	223
READ Reading Questions . . . . .	226
EXC Exercises . . . . .	227
SOL Solutions . . . . .	228
CRS Column and Row Spaces . . . . .	229
CSSE Column Spaces and Systems of Equations . . . . .	229
CSSOC Column Space Spanned by Original Columns . . . . .	232
CSNM Column Space of a Nonsingular Matrix . . . . .	234
RSM Row Space of a Matrix . . . . .	235
READ Reading Questions . . . . .	241
EXC Exercises . . . . .	242
SOL Solutions . . . . .	246
FS Four Subsets . . . . .	250
LNS Left Null Space . . . . .	250
CRS Computing Column Spaces . . . . .	251
EEF Extended echelon form . . . . .	253
FS Four Subsets . . . . .	256
READ Reading Questions . . . . .	264
EXC Exercises . . . . .	265

SOL Solutions . . . . .	267
M Matrices . . . . .	271
<b>Chapter VS Vector Spaces</b>	<b>272</b>
VS Vector Spaces . . . . .	272
VS Vector Spaces . . . . .	272
EVS Examples of Vector Spaces . . . . .	273
VSP Vector Space Properties . . . . .	278
RD Recycling Definitions . . . . .	281
READ Reading Questions . . . . .	281
EXC Exercises . . . . .	283
SOL Solutions . . . . .	284
S Subspaces . . . . .	285
TS Testing Subspaces . . . . .	286
TSS The Span of a Set . . . . .	290
SC Subspace Constructions . . . . .	295
READ Reading Questions . . . . .	296
EXC Exercises . . . . .	297
SOL Solutions . . . . .	298
LISS Linear Independence and Spanning Sets . . . . .	301
LI Linear Independence . . . . .	301
SS Spanning Sets . . . . .	305
VR Vector Representation . . . . .	309
READ Reading Questions . . . . .	310
EXC Exercises . . . . .	311
SOL Solutions . . . . .	313
B Bases . . . . .	317
B Bases . . . . .	317
BSCV Bases for Spans of Column Vectors . . . . .	320
BNM Bases and Nonsingular Matrices . . . . .	322
OBC Orthonormal Bases and Coordinates . . . . .	323
READ Reading Questions . . . . .	327
EXC Exercises . . . . .	328
SOL Solutions . . . . .	329
D Dimension . . . . .	332
D Dimension . . . . .	332
DVS Dimension of Vector Spaces . . . . .	335
RNM Rank and Nullity of a Matrix . . . . .	337
RNNM Rank and Nullity of a Nonsingular Matrix . . . . .	339
READ Reading Questions . . . . .	340
EXC Exercises . . . . .	341
SOL Solutions . . . . .	343
PD Properties of Dimension . . . . .	345
GT Goldilocks' Theorem . . . . .	345
RT Ranks and Transposes . . . . .	348
DFS Dimension of Four Subspaces . . . . .	349
DS Direct Sums . . . . .	350
READ Reading Questions . . . . .	355
EXC Exercises . . . . .	356
SOL Solutions . . . . .	357
VS Vector Spaces . . . . .	359
<b>Chapter D Determinants</b>	<b>360</b>
DM Determinant of a Matrix . . . . .	360



EM Elementary Matrices . . . . .	360
DD Definition of the Determinant . . . . .	364
CD Computing Determinants . . . . .	366
READ Reading Questions . . . . .	369
EXC Exercises . . . . .	370
SOL Solutions . . . . .	371
<b>PDM Properties of Determinants of Matrices . . . . .</b>	<b>372</b>
DRO Determinants and Row Operations . . . . .	372
DROEM Determinants, Row Operations, Elementary Matrices . . . . .	376
DNMMM Determinants, Nonsingular Matrices, Matrix Multiplication . . . . .	378
READ Reading Questions . . . . .	380
EXC Exercises . . . . .	381
SOL Solutions . . . . .	382
D Determinants . . . . .	383
<b>Chapter E Eigenvalues . . . . .</b>	<b>384</b>
EE Eigenvalues and Eigenvectors . . . . .	384
EEM Eigenvalues and Eigenvectors of a Matrix . . . . .	384
PM Polynomials and Matrices . . . . .	386
EEE Existence of Eigenvalues and Eigenvectors . . . . .	387
CEE Computing Eigenvalues and Eigenvectors . . . . .	390
ECEE Examples of Computing Eigenvalues and Eigenvectors . . . . .	394
READ Reading Questions . . . . .	400
EXC Exercises . . . . .	401
SOL Solutions . . . . .	402
PEE Properties of Eigenvalues and Eigenvectors . . . . .	406
ME Multiplicities of Eigenvalues . . . . .	411
EHM Eigenvalues of Hermitian Matrices . . . . .	414
READ Reading Questions . . . . .	415
EXC Exercises . . . . .	416
SOL Solutions . . . . .	417
SD Similarity and Diagonalization . . . . .	419
SM Similar Matrices . . . . .	419
PSM Properties of Similar Matrices . . . . .	420
D Diagonalization . . . . .	422
FS Fibonacci Sequences . . . . .	429
READ Reading Questions . . . . .	431
EXC Exercises . . . . .	432
SOL Solutions . . . . .	433
E Eigenvalues . . . . .	436
<b>Chapter LT Linear Transformations . . . . .</b>	<b>437</b>
LT Linear Transformations . . . . .	437
LT Linear Transformations . . . . .	437
LTC Linear Transformation Cartoons . . . . .	441
MLT Matrices and Linear Transformations . . . . .	442
LTLC Linear Transformations and Linear Combinations . . . . .	446
PI Pre-Images . . . . .	449
NLTFO New Linear Transformations From Old . . . . .	451
READ Reading Questions . . . . .	455
EXC Exercises . . . . .	456
SOL Solutions . . . . .	458
ILT Injective Linear Transformations . . . . .	460
EILT Examples of Injective Linear Transformations . . . . .	460

KLT Kernel of a Linear Transformation . . . . .	463
ILTLI Injective Linear Transformations and Linear Independence . . . . .	468
ILTD Injective Linear Transformations and Dimension . . . . .	469
CILT Composition of Injective Linear Transformations . . . . .	469
READ Reading Questions . . . . .	470
EXC Exercises . . . . .	471
SOL Solutions . . . . .	473
SLT Surjective Linear Transformations . . . . .	475
ESLT Examples of Surjective Linear Transformations . . . . .	475
RLT Range of a Linear Transformation . . . . .	478
SSSLT Spanning Sets and Surjective Linear Transformations . . . . .	483
SLTD Surjective Linear Transformations and Dimension . . . . .	485
CSLT Composition of Surjective Linear Transformations . . . . .	485
READ Reading Questions . . . . .	486
EXC Exercises . . . . .	487
SOL Solutions . . . . .	489
IVLT Invertible Linear Transformations . . . . .	491
IVLT Invertible Linear Transformations . . . . .	491
IV Invertibility . . . . .	494
SI Structure and Isomorphism . . . . .	497
RNLT Rank and Nullity of a Linear Transformation . . . . .	499
SLELT Systems of Linear Equations and Linear Transformations . . . . .	502
READ Reading Questions . . . . .	504
EXC Exercises . . . . .	505
SOL Solutions . . . . .	507
LT Linear Transformations . . . . .	510
<b>Chapter R Representations</b> . . . . .	<b>512</b>
VR Vector Representations . . . . .	512
CVS Characterization of Vector Spaces . . . . .	517
CP Coordinatization Principle . . . . .	518
READ Reading Questions . . . . .	520
EXC Exercises . . . . .	522
SOL Solutions . . . . .	523
MR Matrix Representations . . . . .	524
NRFO New Representations from Old . . . . .	530
PMR Properties of Matrix Representations . . . . .	534
IVLT Invertible Linear Transformations . . . . .	539
READ Reading Questions . . . . .	542
EXC Exercises . . . . .	543
SOL Solutions . . . . .	546
CB Change of Basis . . . . .	554
EELT Eigenvalues and Eigenvectors of Linear Transformations . . . . .	554
CBM Change-of-Basis Matrix . . . . .	555
MRS Matrix Representations and Similarity . . . . .	560
CELT Computing Eigenvectors of Linear Transformations . . . . .	566
READ Reading Questions . . . . .	573
EXC Exercises . . . . .	575
SOL Solutions . . . . .	576
OD Orthonormal Diagonalization . . . . .	579
TM Triangular Matrices . . . . .	579
UTMR Upper Triangular Matrix Representation . . . . .	580
NM Normal Matrices . . . . .	584
OD Orthonormal Diagonalization . . . . .	584

NLT Nilpotent Linear Transformations . . . . .	588
NLT Nilpotent Linear Transformations . . . . .	588
PNLT Properties of Nilpotent Linear Transformations . . . . .	593
CFNLT Canonical Form for Nilpotent Linear Transformations . . . . .	597
IS Invariant Subspaces . . . . .	605
IS Invariant Subspaces . . . . .	605
GEE Generalized Eigenvectors and Eigenspaces . . . . .	608
RLT Restrictions of Linear Transformations . . . . .	612
JCF Jordan Canonical Form . . . . .	622
GESD Generalized Eigenspace Decomposition . . . . .	622
JCF Jordan Canonical Form . . . . .	628
CHT Cayley-Hamilton Theorem . . . . .	640
R Representations . . . . .	642
<b>Appendix CN Computation Notes</b>	<b>644</b>
MMA Mathematica . . . . .	644
ME.MMA Matrix Entry . . . . .	644
RR.MMA Row Reduce . . . . .	644
LS.MMA Linear Solve . . . . .	644
VLC.MMA Vector Linear Combinations . . . . .	645
NS.MMA Null Space . . . . .	645
VFSS.MMA Vector Form of Solution Set . . . . .	646
GSP.MMA Gram-Schmidt Procedure . . . . .	647
TM.MMA Transpose of a Matrix . . . . .	647
MM.MMA Matrix Multiplication . . . . .	648
MI.MMA Matrix Inverse . . . . .	648
TI86 Texas Instruments 86 . . . . .	648
ME.TI86 Matrix Entry . . . . .	648
RR.TI86 Row Reduce . . . . .	649
VLC.TI86 Vector Linear Combinations . . . . .	649
TM.TI86 Transpose of a Matrix . . . . .	649
TI83 Texas Instruments 83 . . . . .	649
ME.TI83 Matrix Entry . . . . .	649
RR.TI83 Row Reduce . . . . .	650
VLC.TI83 Vector Linear Combinations . . . . .	650
SAGE SAGE: Open Source Mathematics Software . . . . .	650
R.SAGE Rings . . . . .	650
ME.SAGE Matrix Entry . . . . .	651
RR.SAGE Row Reduce . . . . .	651
LS.SAGE Linear Solve . . . . .	652
VLC.SAGE Vector Linear Combinations . . . . .	653
MI.SAGE Matrix Inverse . . . . .	653
TM.SAGE Transpose of a Matrix . . . . .	653
E.SAGE Eigenspaces . . . . .	654
<b>Appendix P Preliminaries</b>	<b>655</b>
CNO Complex Number Operations . . . . .	655
CNA Arithmetic with complex numbers . . . . .	655
CCN Conjugates of Complex Numbers . . . . .	657
MCN Modulus of a Complex Number . . . . .	658
SET Sets . . . . .	659
SC Set Cardinality . . . . .	660
SO Set Operations . . . . .	661
PT Proof Techniques . . . . .	663

D Definitions . . . . .	663
T Theorems . . . . .	664
L Language . . . . .	664
GS Getting Started . . . . .	665
C Constructive Proofs . . . . .	666
E Equivalences . . . . .	666
N Negation . . . . .	667
CP Contrapositives . . . . .	667
CV Converses . . . . .	667
CD Contradiction . . . . .	668
U Uniqueness . . . . .	669
ME Multiple Equivalences . . . . .	669
PI Proving Identities . . . . .	669
DC Decompositions . . . . .	670
I Induction . . . . .	670
P Practice . . . . .	671
LC Lemmas and Corollaries . . . . .	672
<b>Appendix A Archetypes</b>	<b>674</b>
A . . . . .	678
B . . . . .	682
C . . . . .	687
D . . . . .	691
E . . . . .	695
F . . . . .	698
G . . . . .	703
H . . . . .	707
I . . . . .	711
J . . . . .	715
K . . . . .	720
L . . . . .	724
M . . . . .	727
N . . . . .	729
O . . . . .	731
P . . . . .	734
Q . . . . .	736
R . . . . .	739
S . . . . .	742
T . . . . .	744
U . . . . .	746
V . . . . .	748
W . . . . .	750
X . . . . .	752
<b>Appendix GFDL GNU Free Documentation License</b>	<b>755</b>
1. APPLICABILITY AND DEFINITIONS . . . . .	755
2. VERBATIM COPYING . . . . .	756
3. COPYING IN QUANTITY . . . . .	756
4. MODIFICATIONS . . . . .	757
5. COMBINING DOCUMENTS . . . . .	758
6. COLLECTIONS OF DOCUMENTS . . . . .	759
7. AGGREGATION WITH INDEPENDENT WORKS . . . . .	759
8. TRANSLATION . . . . .	759
9. TERMINATION . . . . .	759

10. FUTURE REVISIONS OF THIS LICENSE . . . . .	759
ADDENDUM: How to use this License for your documents . . . . .	760

## Part T Topics

F Fields . . . . .	762
F Fields . . . . .	762
FF Finite Fields . . . . .	763
EXC Exercises . . . . .	767
SOL Solutions . . . . .	769
T Trace . . . . .	770
EXC Exercises . . . . .	774
SOL Solutions . . . . .	775
HP Hadamard Product . . . . .	776
DMHP Diagonal Matrices and the Hadamard Product . . . . .	778
EXC Exercises . . . . .	781
VM Vandermonde Matrix . . . . .	782
PSM Positive Semi-definite Matrices . . . . .	786
PSM Positive Semi-Definite Matrices . . . . .	786
EXC Exercises . . . . .	789
<b>Chapter MD Matrix Decompositions . . . . .</b>	<b>790</b>
ROD Rank One Decomposition . . . . .	790
TD Triangular Decomposition . . . . .	795
TD Triangular Decomposition . . . . .	795
TDSSE Triangular Decomposition and Solving Systems of Equations . . . . .	797
CTD Computing Triangular Decompositions . . . . .	799
SVD Singular Value Decomposition . . . . .	802
MAP Matrix-Adjoint Product . . . . .	802
SVD Singular Value Decomposition . . . . .	805
SR Square Roots . . . . .	807
SRM Square Root of a Matrix . . . . .	807
POD Polar Decomposition . . . . .	811

## Part A Applications

CF Curve Fitting . . . . .	814
DF Data Fitting . . . . .	815
EXC Exercises . . . . .	817
SAS Sharing A Secret . . . . .	818

# Contributors

Beezer, David. Belarmine Preparatory School, Tacoma  
Beezer, Robert. University of Puget Sound <http://buzzard.ups.edu/>  
Braithwaite, David. Chicago, Illinois  
Bucht, Sara. University of Puget Sound  
Canfield, Steve. University of Puget Sound  
Hubert, Dupont. Créteil, France  
Fellez, Sarah. University of Puget Sound  
Fickenscher, Eric. University of Puget Sound  
Jackson, Martin. University of Puget Sound <http://www.math.ups.edu/~martinj>  
Hamrick, Mark. St. Louis University  
Linenthal, Jacob. University of Puget Sound  
Million, Elizabeth. University of Puget Sound  
Osborne, Travis. University of Puget Sound  
Riegsecker, Joe. Middlebury, Indiana [joepye \(at\) pobox \(dot\) com](mailto:joepye(at)pobox(dot)com)  
Phelps, Douglas. University of Puget Sound  
Shoemaker, Mark. University of Puget Sound  
Zimmer, Andy. University of Puget Sound

# Definitions

Section WILA		
Section SSLE		
SLE	System of Linear Equations . . . . .	9
ESYS	Equivalent Systems . . . . .	11
EO	Equation Operations . . . . .	11
Section RREF		
M	Matrix . . . . .	22
CV	Column Vector . . . . .	22
ZCV	Zero Column Vector . . . . .	23
CM	Coefficient Matrix . . . . .	23
VOC	Vector of Constants . . . . .	23
SOLV	Solution Vector . . . . .	24
MRLS	Matrix Representation of a Linear System . . . . .	24
AM	Augmented Matrix . . . . .	25
RO	Row Operations . . . . .	25
REM	Row-Equivalent Matrices . . . . .	26
RREF	Reduced Row-Echelon Form . . . . .	27
RR	Row-Reducing . . . . .	36
Section TSS		
CS	Consistent System . . . . .	48
IDV	Independent and Dependent Variables . . . . .	50
Section HSE		
HS	Homogeneous System . . . . .	60
TSHSE	Trivial Solution to Homogeneous Systems of Equations . . . . .	60
NSM	Null Space of a Matrix . . . . .	62
Section NM		
SQM	Square Matrix . . . . .	69
NM	Nonsingular Matrix . . . . .	69
IM	Identity Matrix . . . . .	70
Section VO		
VSCV	Vector Space of Column Vectors . . . . .	81
CVE	Column Vector Equality . . . . .	82
CVA	Column Vector Addition . . . . .	82
CVSM	Column Vector Scalar Multiplication . . . . .	83
Section LC		
LCCV	Linear Combination of Column Vectors . . . . .	88

Section SS		
SSCV	Span of a Set of Column Vectors . . . . .	110
Section LI		
RLDCV	Relation of Linear Dependence for Column Vectors . . . . .	129
LICV	Linear Independence of Column Vectors . . . . .	129
Section LDS		
Section O		
CCCV	Complex Conjugate of a Column Vector . . . . .	163
IP	Inner Product . . . . .	164
NV	Norm of a Vector . . . . .	167
OV	Orthogonal Vectors . . . . .	168
OSV	Orthogonal Set of Vectors . . . . .	169
SUV	Standard Unit Vectors . . . . .	169
ONS	OrthoNormal Set . . . . .	173
Section MO		
VSM	Vector Space of $m \times n$ Matrices . . . . .	178
ME	Matrix Equality . . . . .	178
MA	Matrix Addition . . . . .	178
MSM	Matrix Scalar Multiplication . . . . .	179
ZM	Zero Matrix . . . . .	181
TM	Transpose of a Matrix . . . . .	181
SYM	Symmetric Matrix . . . . .	181
CCM	Complex Conjugate of a Matrix . . . . .	183
A	Adjoint . . . . .	185
Section MM		
MVP	Matrix-Vector Product . . . . .	190
MM	Matrix Multiplication . . . . .	193
HM	Hermitian Matrix . . . . .	200
Section MISLE		
MI	Matrix Inverse . . . . .	207
Section MINM		
UM	Unitary Matrices . . . . .	223
Section CRS		
CSM	Column Space of a Matrix . . . . .	229
RSM	Row Space of a Matrix . . . . .	236
Section FS		
LNS	Left Null Space . . . . .	250
EEF	Extended Echelon Form . . . . .	253
Section VS		
VS	Vector Space . . . . .	272
Section S		
S	Subspace . . . . .	285
TS	Trivial Subspaces . . . . .	289
LC	Linear Combination . . . . .	290



SS	Span of a Set . . . . .	291
Section LISS		
RLD	Relation of Linear Dependence . . . . .	301
LI	Linear Independence . . . . .	301
TSVS	To Span a Vector Space . . . . .	305
Section B		
B	Basis . . . . .	317
Section D		
D	Dimension . . . . .	332
NOM	Nullity Of a Matrix . . . . .	337
ROM	Rank Of a Matrix . . . . .	338
Section PD		
DS	Direct Sum . . . . .	351
Section DM		
ELEM	Elementary Matrices . . . . .	360
SM	SubMatrix . . . . .	364
DM	Determinant of a Matrix . . . . .	364
Section PDM		
Section EE		
EEM	Eigenvalues and Eigenvectors of a Matrix . . . . .	384
CP	Characteristic Polynomial . . . . .	391
EM	Eigenspace of a Matrix . . . . .	392
AME	Algebraic Multiplicity of an Eigenvalue . . . . .	394
GME	Geometric Multiplicity of an Eigenvalue . . . . .	394
Section PEE		
Section SD		
SIM	Similar Matrices . . . . .	419
DIM	Diagonal Matrix . . . . .	422
DZM	Diagonalizable Matrix . . . . .	422
Section LT		
LT	Linear Transformation . . . . .	437
PI	Pre-Image . . . . .	449
LTA	Linear Transformation Addition . . . . .	451
LTSM	Linear Transformation Scalar Multiplication . . . . .	452
LTC	Linear Transformation Composition . . . . .	453
Section ILT		
ILT	Injective Linear Transformation . . . . .	460
KLT	Kernel of a Linear Transformation . . . . .	464
Section SLT		
SLT	Surjective Linear Transformation . . . . .	475
RLT	Range of a Linear Transformation . . . . .	479
Section IVLT		
IDLT	Identity Linear Transformation . . . . .	491

IVLT	Invertible Linear Transformations . . . . .	491
IVS	Isomorphic Vector Spaces . . . . .	498
ROLT	Rank Of a Linear Transformation . . . . .	499
NOLT	Nullity Of a Linear Transformation . . . . .	499
Section VR		
VR	Vector Representation . . . . .	512
Section MR		
MR	Matrix Representation . . . . .	524
Section CB		
EELT	Eigenvalue and Eigenvector of a Linear Transformation . . . . .	554
CBM	Change-of-Basis Matrix . . . . .	555
Section OD		
UTM	Upper Triangular Matrix . . . . .	579
LTM	Lower Triangular Matrix . . . . .	579
NRML	Normal Matrix . . . . .	584
Section NLT		
NLT	Nilpotent Linear Transformation . . . . .	588
JB	Jordan Block . . . . .	590
Section IS		
IS	Invariant Subspace . . . . .	605
GEV	Generalized Eigenvector . . . . .	608
GES	Generalized Eigenspace . . . . .	608
LTR	Linear Transformation Restriction . . . . .	612
IE	Index of an Eigenvalue . . . . .	618
Section JCF		
JCF	Jordan Canonical Form . . . . .	628
Section CNO		
CNE	Complex Number Equality . . . . .	656
CNA	Complex Number Addition . . . . .	656
CNM	Complex Number Multiplication . . . . .	656
CCN	Conjugate of a Complex Number . . . . .	657
MCN	Modulus of a Complex Number . . . . .	658
Section SET		
SET	Set . . . . .	659
SSET	Subset . . . . .	659
ES	Empty Set . . . . .	659
SE	Set Equality . . . . .	660
C	Cardinality . . . . .	660
SU	Set Union . . . . .	661
SI	Set Intersection . . . . .	661
SC	Set Complement . . . . .	661
Section PT		
Section F		
F	Field . . . . .	762

---

IMP	Integers Modulo a Prime . . . . .	763
Section T		
T	Trace . . . . .	770
Section HP		
HP	Hadamard Product . . . . .	776
HID	Hadamard Identity . . . . .	776
HI	Hadamard Inverse . . . . .	777
Section VM		
VM	Vandermonde Matrix . . . . .	782
Section PSM		
PSM	Positive Semi-Definite Matrix . . . . .	786
Section ROD		
Section TD		
Section SVD		
SV	Singular Values . . . . .	805
Section SR		
SRM	Square Root of a Matrix . . . . .	810
Section POD		
Section CF		
LSS	Least Squares Solution . . . . .	815
Section SAS		

# Theorems

Section WILA	
Section SSLE	
EOPSS	Equation Operations Preserve Solution Sets . . . . . 12
Section RREF	
REMES	Row-Equivalent Matrices represent Equivalent Systems . . . . . 26
REMEF	Row-Equivalent Matrix in Echelon Form . . . . . 28
RREFU	Reduced Row-Echelon Form is Unique . . . . . 30
Section TSS	
RCLS	Recognizing Consistency of a Linear System . . . . . 51
ISRN	Inconsistent Systems, $r$ and $n$ . . . . . 52
CSRN	Consistent Systems, $r$ and $n$ . . . . . 52
FVCS	Free Variables for Consistent Systems . . . . . 53
PSSLS	Possible Solution Sets for Linear Systems . . . . . 53
CMVEI	Consistent, More Variables than Equations, Infinite solutions . . . . . 54
Section HSE	
HSC	Homogeneous Systems are Consistent . . . . . 60
HMVEI	Homogeneous, More Variables than Equations, Infinite solutions . . . . . 62
Section NM	
NMRR1	Nonsingular Matrices Row Reduce to the Identity matrix . . . . . 70
NMTNS	Nonsingular Matrices have Trivial Null Spaces . . . . . 72
NMUS	Nonsingular Matrices and Unique Solutions . . . . . 72
NME1	Nonsingular Matrix Equivalences, Round 1 . . . . . 73
Section VO	
VSPCV	Vector Space Properties of Column Vectors . . . . . 84
Section LC	
SLSLC	Solutions to Linear Systems are Linear Combinations . . . . . 91
VFSLC	Vector Form of Solutions to Linear Systems . . . . . 97
PSPHS	Particular Solution Plus Homogeneous Solutions . . . . . 102
Section SS	
SSNS	Spanning Sets for Null Spaces . . . . . 115
Section LI	
LIVHS	Linearly Independent Vectors and Homogeneous Systems . . . . . 131
LIVRN	Linearly Independent Vectors, $r$ and $n$ . . . . . 133
MVSLD	More Vectors than Size implies Linear Dependence . . . . . 134
NMLIC	Nonsingular Matrices have Linearly Independent Columns . . . . . 134

NME2	Nonsingular Matrix Equivalences, Round 2 . . . . .	135
BNS	Basis for Null Spaces . . . . .	136
Section LDS		
DLDS	Dependency in Linearly Dependent Sets . . . . .	149
BS	Basis of a Span . . . . .	154
Section O		
CRVA	Conjugation Respects Vector Addition . . . . .	163
CRSM	Conjugation Respects Vector Scalar Multiplication . . . . .	163
IPVA	Inner Product and Vector Addition . . . . .	165
IPSM	Inner Product and Scalar Multiplication . . . . .	165
IPAC	Inner Product is Anti-Commutative . . . . .	166
IPN	Inner Products and Norms . . . . .	167
PIP	Positive Inner Products . . . . .	168
OSLI	Orthogonal Sets are Linearly Independent . . . . .	170
GSP	Gram-Schmidt Procedure . . . . .	171
Section MO		
VSPM	Vector Space Properties of Matrices . . . . .	179
SMS	Symmetric Matrices are Square . . . . .	182
TMA	Transpose and Matrix Addition . . . . .	182
TMSM	Transpose and Matrix Scalar Multiplication . . . . .	182
TT	Transpose of a Transpose . . . . .	182
CRMA	Conjugation Respects Matrix Addition . . . . .	183
CRMSM	Conjugation Respects Matrix Scalar Multiplication . . . . .	184
CCM	Conjugate of the Conjugate of a Matrix . . . . .	184
MCT	Matrix Conjugation and Transposes . . . . .	184
AMA	Adjoint and Matrix Addition . . . . .	185
AMSM	Adjoint and Matrix Scalar Multiplication . . . . .	185
AA	Adjoint of an Adjoint . . . . .	185
Section MM		
SLEMM	Systems of Linear Equations as Matrix Multiplication . . . . .	191
EMMVP	Equal Matrices and Matrix-Vector Products . . . . .	192
EMP	Entries of Matrix Products . . . . .	194
MMZM	Matrix Multiplication and the Zero Matrix . . . . .	196
MMIM	Matrix Multiplication and Identity Matrix . . . . .	196
MMDAA	Matrix Multiplication Distributes Across Addition . . . . .	196
MMSMM	Matrix Multiplication and Scalar Matrix Multiplication . . . . .	197
MMA	Matrix Multiplication is Associative . . . . .	197
MMIP	Matrix Multiplication and Inner Products . . . . .	198
MMCC	Matrix Multiplication and Complex Conjugation . . . . .	198
MMT	Matrix Multiplication and Transposes . . . . .	199
MMAD	Matrix Multiplication and Adjoins . . . . .	199
AIP	Adjoint and Inner Product . . . . .	200
HMIP	Hermitian Matrices and Inner Products . . . . .	201
Section MISLE		
TTMI	Two-by-Two Matrix Inverse . . . . .	208
CINM	Computing the Inverse of a Nonsingular Matrix . . . . .	211
MIU	Matrix Inverse is Unique . . . . .	213
SS	Socks and Shoes . . . . .	213
MIMI	Matrix Inverse of a Matrix Inverse . . . . .	214

MIT	Matrix Inverse of a Transpose . . . . .	214
MISM	Matrix Inverse of a Scalar Multiple . . . . .	214
Section MINM		
NPNT	Nonsingular Product has Nonsingular Terms . . . . .	220
OSIS	One-Sided Inverse is Sufficient . . . . .	221
NI	Nonsingularity is Invertibility . . . . .	222
NME3	Nonsingular Matrix Equivalences, Round 3 . . . . .	222
SNCM	Solution with Nonsingular Coefficient Matrix . . . . .	223
UMI	Unitary Matrices are Invertible . . . . .	224
CUMOS	Columns of Unitary Matrices are Orthonormal Sets . . . . .	224
UMPIP	Unitary Matrices Preserve Inner Products . . . . .	225
Section CRS		
CSCS	Column Spaces and Consistent Systems . . . . .	230
BCS	Basis of the Column Space . . . . .	232
CSNM	Column Space of a Nonsingular Matrix . . . . .	235
NME4	Nonsingular Matrix Equivalences, Round 4 . . . . .	235
REMRS	Row-Equivalent Matrices have equal Row Spaces . . . . .	237
BRS	Basis for the Row Space . . . . .	238
CSRST	Column Space, Row Space, Transpose . . . . .	240
Section FS		
PEEF	Properties of Extended Echelon Form . . . . .	255
FS	Four Subsets . . . . .	256
Section VS		
ZVU	Zero Vector is Unique . . . . .	278
AIU	Additive Inverses are Unique . . . . .	279
ZSSM	Zero Scalar in Scalar Multiplication . . . . .	279
ZVSM	Zero Vector in Scalar Multiplication . . . . .	279
AIMS	Additive Inverses from Scalar Multiplication . . . . .	280
SMEZV	Scalar Multiplication Equals the Zero Vector . . . . .	280
Section S		
TSS	Testing Subsets for Subspaces . . . . .	286
NSMS	Null Space of a Matrix is a Subspace . . . . .	289
SSS	Span of a Set is a Subspace . . . . .	291
CSMS	Column Space of a Matrix is a Subspace . . . . .	295
RSMS	Row Space of a Matrix is a Subspace . . . . .	295
LNSMS	Left Null Space of a Matrix is a Subspace . . . . .	295
Section LISS		
VRRB	Vector Representation Relative to a Basis . . . . .	309
Section B		
SUVB	Standard Unit Vectors are a Basis . . . . .	317
CNMB	Columns of Nonsingular Matrix are a Basis . . . . .	322
NME5	Nonsingular Matrix Equivalences, Round 5 . . . . .	322
COB	Coordinates and Orthonormal Bases . . . . .	323
UMCOB	Unitary Matrices Convert Orthonormal Bases . . . . .	326
Section D		
SSLD	Spanning Sets and Linear Dependence . . . . .	332

BIS	Bases have Identical Sizes . . . . .	335
DCM	Dimension of $\mathbb{C}^m$ . . . . .	336
DP	Dimension of $P_n$ . . . . .	336
DM	Dimension of $M_{mn}$ . . . . .	336
CRN	Computing Rank and Nullity . . . . .	338
RPNC	Rank Plus Nullity is Columns . . . . .	339
RNNM	Rank and Nullity of a Nonsingular Matrix . . . . .	339
NME6	Nonsingular Matrix Equivalences, Round 6 . . . . .	340
Section PD		
ELIS	Extending Linearly Independent Sets . . . . .	345
G	Goldilocks . . . . .	345
PSSD	Proper Subspaces have Smaller Dimension . . . . .	348
EDYES	Equal Dimensions Yields Equal Subspaces . . . . .	348
RMRT	Rank of a Matrix is the Rank of the Transpose . . . . .	349
DFS	Dimensions of Four Subspaces . . . . .	350
DSFB	Direct Sum From a Basis . . . . .	351
DSFOS	Direct Sum From One Subspace . . . . .	352
DSZV	Direct Sums and Zero Vectors . . . . .	352
DSZI	Direct Sums and Zero Intersection . . . . .	353
DSLI	Direct Sums and Linear Independence . . . . .	353
DSD	Direct Sums and Dimension . . . . .	354
RDS	Repeated Direct Sums . . . . .	355
Section DM		
EMDRO	Elementary Matrices Do Row Operations . . . . .	361
EMN	Elementary Matrices are Nonsingular . . . . .	363
NMPEM	Nonsingular Matrices are Products of Elementary Matrices . . . . .	364
DMST	Determinant of Matrices of Size Two . . . . .	365
DER	Determinant Expansion about Rows . . . . .	366
DT	Determinant of the Transpose . . . . .	367
DEC	Determinant Expansion about Columns . . . . .	367
Section PDM		
DZRC	Determinant with Zero Row or Column . . . . .	372
DRCS	Determinant for Row or Column Swap . . . . .	372
DRCM	Determinant for Row or Column Multiples . . . . .	373
DERC	Determinant with Equal Rows or Columns . . . . .	374
DRCMA	Determinant for Row or Column Multiples and Addition . . . . .	374
DIM	Determinant of the Identity Matrix . . . . .	376
DEM	Determinants of Elementary Matrices . . . . .	377
DEMMM	Determinants, Elementary Matrices, Matrix Multiplication . . . . .	377
SMZD	Singular Matrices have Zero Determinants . . . . .	378
NME7	Nonsingular Matrix Equivalences, Round 7 . . . . .	379
DRMM	Determinant Respects Matrix Multiplication . . . . .	380
Section EE		
EMHE	Every Matrix Has an Eigenvalue . . . . .	387
EMRCP	Eigenvalues of a Matrix are Roots of Characteristic Polynomials . . . . .	391
EMS	Eigenspace for a Matrix is a Subspace . . . . .	392
EMNS	Eigenspace of a Matrix is a Null Space . . . . .	392
Section PEE		
EDELI	Eigenvectors with Distinct Eigenvalues are Linearly Independent . . . . .	406

SMZE	Singular Matrices have Zero Eigenvalues . . . . .	407
NMES	Nonsingular Matrix Equivalences, Round 8 . . . . .	407
ESMM	Eigenvalues of a Scalar Multiple of a Matrix . . . . .	407
EOMP	Eigenvalues Of Matrix Powers . . . . .	408
EPM	Eigenvalues of the Polynomial of a Matrix . . . . .	408
EIM	Eigenvalues of the Inverse of a Matrix . . . . .	409
ETM	Eigenvalues of the Transpose of a Matrix . . . . .	410
ERMCP	Eigenvalues of Real Matrices come in Conjugate Pairs . . . . .	410
DCP	Degree of the Characteristic Polynomial . . . . .	411
NEM	Number of Eigenvalues of a Matrix . . . . .	411
ME	Multiplicities of an Eigenvalue . . . . .	412
MNEM	Maximum Number of Eigenvalues of a Matrix . . . . .	413
HMRE	Hermitian Matrices have Real Eigenvalues . . . . .	414
HMOE	Hermitian Matrices have Orthogonal Eigenvectors . . . . .	414
Section SD		
SER	Similarity is an Equivalence Relation . . . . .	420
SMEE	Similar Matrices have Equal Eigenvalues . . . . .	421
DC	Diagonalization Characterization . . . . .	423
DMFE	Diagonalizable Matrices have Full Eigenspaces . . . . .	425
DED	Distinct Eigenvalues implies Diagonalizable . . . . .	427
Section LT		
LTTZZ	Linear Transformations Take Zero to Zero . . . . .	441
MBLT	Matrices Build Linear Transformations . . . . .	443
MLTCV	Matrix of a Linear Transformation, Column Vectors . . . . .	444
LTLC	Linear Transformations and Linear Combinations . . . . .	446
LTDB	Linear Transformation Defined on a Basis . . . . .	446
SLTLT	Sum of Linear Transformations is a Linear Transformation . . . . .	451
MLTLT	Multiple of a Linear Transformation is a Linear Transformation . . . . .	452
VSLT	Vector Space of Linear Transformations . . . . .	453
CLTLT	Composition of Linear Transformations is a Linear Transformation . . . . .	454
Section ILT		
KLTS	Kernel of a Linear Transformation is a Subspace . . . . .	465
KPI	Kernel and Pre-Image . . . . .	466
KILT	Kernel of an Injective Linear Transformation . . . . .	466
ILTLI	Injective Linear Transformations and Linear Independence . . . . .	468
ILTB	Injective Linear Transformations and Bases . . . . .	468
ILTD	Injective Linear Transformations and Dimension . . . . .	469
CILTI	Composition of Injective Linear Transformations is Injective . . . . .	469
Section SLT		
RLTS	Range of a Linear Transformation is a Subspace . . . . .	480
RSLT	Range of a Surjective Linear Transformation . . . . .	481
SSRLT	Spanning Set for Range of a Linear Transformation . . . . .	483
RPI	Range and Pre-Image . . . . .	484
SLTB	Surjective Linear Transformations and Bases . . . . .	484
SLTD	Surjective Linear Transformations and Dimension . . . . .	485
CSLTS	Composition of Surjective Linear Transformations is Surjective . . . . .	485
Section IVLT		
ILTLT	Inverse of a Linear Transformation is a Linear Transformation . . . . .	493
IILT	Inverse of an Invertible Linear Transformation . . . . .	494



ILTIS	Invertible Linear Transformations are Injective and Surjective . . . . .	494
CIVLT	Composition of Invertible Linear Transformations . . . . .	497
ICLT	Inverse of a Composition of Linear Transformations . . . . .	497
IVSED	Isomorphic Vector Spaces have Equal Dimension . . . . .	499
ROSLT	Rank Of a Surjective Linear Transformation . . . . .	500
NOILT	Nullity Of an Injective Linear Transformation . . . . .	500
RPNDD	Rank Plus Nullity is Domain Dimension . . . . .	500
Section VR		
VRLT	Vector Representation is a Linear Transformation . . . . .	512
VRI	Vector Representation is Injective . . . . .	516
VRS	Vector Representation is Surjective . . . . .	516
VRILT	Vector Representation is an Invertible Linear Transformation . . . . .	517
CFDVS	Characterization of Finite Dimensional Vector Spaces . . . . .	517
IFDVS	Isomorphism of Finite Dimensional Vector Spaces . . . . .	517
CLI	Coordinatization and Linear Independence . . . . .	518
CSS	Coordinatization and Spanning Sets . . . . .	518
Section MR		
FTMR	Fundamental Theorem of Matrix Representation . . . . .	526
MRSLT	Matrix Representation of a Sum of Linear Transformations . . . . .	530
MRMLT	Matrix Representation of a Multiple of a Linear Transformation . . . . .	530
MRCLT	Matrix Representation of a Composition of Linear Transformations . . . . .	531
KNSI	Kernel and Null Space Isomorphism . . . . .	534
RCSI	Range and Column Space Isomorphism . . . . .	537
IMR	Invertible Matrix Representations . . . . .	539
IMILT	Invertible Matrices, Invertible Linear Transformation . . . . .	541
NME9	Nonsingular Matrix Equivalences, Round 9 . . . . .	541
Section CB		
CB	Change-of-Basis . . . . .	555
ICBM	Inverse of Change-of-Basis Matrix . . . . .	556
MRCB	Matrix Representation and Change of Basis . . . . .	560
SCB	Similarity and Change of Basis . . . . .	563
EER	Eigenvalues, Eigenvectors, Representations . . . . .	566
Section OD		
PTMT	Product of Triangular Matrices is Triangular . . . . .	579
ITMT	Inverse of a Triangular Matrix is Triangular . . . . .	580
UTMR	Upper Triangular Matrix Representation . . . . .	580
OBUTR	Orthonormal Basis for Upper Triangular Representation . . . . .	583
OD	Orthonormal Diagonalization . . . . .	585
OBNM	Orthonormal Bases and Normal Matrices . . . . .	587
Section NLT		
NJB	Nilpotent Jordan Blocks . . . . .	592
ENLT	Eigenvalues of Nilpotent Linear Transformations . . . . .	593
DNLT	Diagonalizable Nilpotent Linear Transformations . . . . .	593
KPLT	Kernels of Powers of Linear Transformations . . . . .	594
KPNLT	Kernels of Powers of Nilpotent Linear Transformations . . . . .	595
CFNLT	Canonical Form for Nilpotent Linear Transformations . . . . .	597
Section IS		
EIS	Eigenspaces are Invariant Subspaces . . . . .	606

KPIS	Kernels of Powers are Invariant Subspaces . . . . .	607
GESIS	Generalized Eigenspace is an Invariant Subspace . . . . .	609
GEK	Generalized Eigenspace as a Kernel . . . . .	609
RGEN	Restriction to Generalized Eigenspace is Nilpotent . . . . .	618
MRRGE	Matrix Representation of a Restriction to a Generalized Eigenspace . . . . .	620
Section JCF		
GESD	Generalized Eigenspace Decomposition . . . . .	622
DGES	Dimension of Generalized Eigenspaces . . . . .	628
JCFLT	Jordan Canonical Form for a Linear Transformation . . . . .	628
CHT	Cayley-Hamilton Theorem . . . . .	641
Section CNO		
PCNA	Properties of Complex Number Arithmetic . . . . .	656
CCRA	Complex Conjugation Respects Addition . . . . .	657
CCRM	Complex Conjugation Respects Multiplication . . . . .	657
CCT	Complex Conjugation Twice . . . . .	658
Section SET		
Section PT		
Section F		
FIMP	Field of Integers Modulo a Prime . . . . .	763
Section T		
TL	Trace is Linear . . . . .	770
TSRM	Trace is Symmetric with Respect to Multiplication . . . . .	771
TIST	Trace is Invariant Under Similarity Transformations . . . . .	771
TSE	Trace is the Sum of the Eigenvalues . . . . .	771
Section HP		
HPC	Hadamard Product is Commutative . . . . .	776
HPHID	Hadamard Product with the Hadamard Identity . . . . .	777
HPHI	Hadamard Product with Hadamard Inverses . . . . .	777
HPDAA	Hadamard Product Distributes Across Addition . . . . .	777
HPSMM	Hadamard Product and Scalar Matrix Multiplication . . . . .	778
DMHP	Diagonalizable Matrices and the Hadamard Product . . . . .	778
DMMP	Diagonal Matrices and Matrix Products . . . . .	779
Section VM		
DVM	Determinant of a Vandermonde Matrix . . . . .	782
NVM	Nonsingular Vandermonde Matrix . . . . .	784
Section PSM		
CPSM	Creating Positive Semi-Definite Matrices . . . . .	786
EPSM	Eigenvalues of Positive Semi-definite Matrices . . . . .	787
Section ROD		
ROD	Rank One Decomposition . . . . .	791
Section TD		
TD	Triangular Decomposition . . . . .	795
TDEE	Triangular Decomposition, Entry by Entry . . . . .	799
Section SVD		

---

EEMAP	Eigenvalues and Eigenvectors of Matrix-Adjoint Product . . . . .	802
SVD	Singular Value Decomposition . . . . .	806
Section SR		
PSMSR	Positive Semi-Definite Matrices and Square Roots . . . . .	807
EESR	Eigenvalues and Eigenspaces of a Square Root . . . . .	808
USR	Unique Square Root . . . . .	809
Section POD		
PDM	Polar Decomposition of a Matrix . . . . .	811
Section CF		
IP	Interpolating Polynomial . . . . .	814
LSMR	Least Squares Minimizes Residuals . . . . .	815
Section SAS		

# Notation

M	$A$ : Matrix . . . . .	22
MC	$[A]_{ij}$ : Matrix Components . . . . .	22
CV	$\mathbf{v}$ : Column Vector . . . . .	23
CVC	$[\mathbf{v}]_i$ : Column Vector Components . . . . .	23
ZCV	$\mathbf{0}$ : Zero Column Vector . . . . .	23
MRLS	$\mathcal{LS}(A, \mathbf{b})$ : Matrix Representation of a Linear System . . . . .	24
AM	$[A   \mathbf{b}]$ : Augmented Matrix . . . . .	25
RO	$R_i \leftrightarrow R_j, \alpha R_i, \alpha R_i + R_j$ : Row Operations . . . . .	26
RREFA	$r, D, F$ : Reduced Row-Echelon Form Analysis . . . . .	28
NSM	$\mathcal{N}(A)$ : Null Space of a Matrix . . . . .	62
IM	$I_m$ : Identity Matrix . . . . .	70
VSCV	$\mathbb{C}^m$ : Vector Space of Column Vectors . . . . .	81
CVE	$\mathbf{u} = \mathbf{v}$ : Column Vector Equality . . . . .	82
CVA	$\mathbf{u} + \mathbf{v}$ : Column Vector Addition . . . . .	82
CVSM	$\alpha \mathbf{u}$ : Column Vector Scalar Multiplication . . . . .	83
SSV	$\langle S \rangle$ : Span of a Set of Vectors . . . . .	110
CCCV	$\bar{\mathbf{u}}$ : Complex Conjugate of a Column Vector . . . . .	163
IP	$\langle \mathbf{u}, \mathbf{v} \rangle$ : Inner Product . . . . .	164
NV	$\ \mathbf{v}\ $ : Norm of a Vector . . . . .	167
SUV	$\mathbf{e}_i$ : Standard Unit Vectors . . . . .	169
VSM	$M_{mn}$ : Vector Space of Matrices . . . . .	178
ME	$A = B$ : Matrix Equality . . . . .	178
MA	$A + B$ : Matrix Addition . . . . .	179
MSM	$\alpha A$ : Matrix Scalar Multiplication . . . . .	179
ZM	$\mathcal{O}$ : Zero Matrix . . . . .	181
TM	$A^t$ : Transpose of a Matrix . . . . .	181
CCM	$\bar{A}$ : Complex Conjugate of a Matrix . . . . .	183
A	$A^*$ : Adjoint . . . . .	185
MVP	$A\mathbf{u}$ : Matrix-Vector Product . . . . .	190
MI	$A^{-1}$ : Matrix Inverse . . . . .	207
CSM	$\mathcal{C}(A)$ : Column Space of a Matrix . . . . .	229
RSM	$\mathcal{R}(A)$ : Row Space of a Matrix . . . . .	236
LNS	$\mathcal{L}(A)$ : Left Null Space . . . . .	250
D	$\dim(V)$ : Dimension . . . . .	332
NOM	$n(A)$ : Nullity of a Matrix . . . . .	337
ROM	$r(A)$ : Rank of a Matrix . . . . .	338
DS	$V = U \oplus W$ : Direct Sum . . . . .	351
ELEM	$E_{i,j}, E_i(\alpha), E_{i,j}(\alpha)$ : Elementary Matrix . . . . .	361
SM	$A(i j)$ : SubMatrix . . . . .	364
DM	$\det(A),  A $ : Determinant of a Matrix . . . . .	365
AME	$\alpha_A(\lambda)$ : Algebraic Multiplicity of an Eigenvalue . . . . .	394
GME	$\gamma_A(\lambda)$ : Geometric Multiplicity of an Eigenvalue . . . . .	394
LT	$T: U \mapsto V$ : Linear Transformation . . . . .	437

KLT	$\mathcal{K}(T)$ : Kernel of a Linear Transformation . . . . .	464
RLT	$\mathcal{R}(T)$ : Range of a Linear Transformation . . . . .	479
ROLT	$r(T)$ : Rank of a Linear Transformation . . . . .	499
NOLT	$n(T)$ : Nullity of a Linear Transformation . . . . .	499
VR	$\rho_B(\mathbf{w})$ : Vector Representation . . . . .	512
MR	$M_{B,C}^T$ : Matrix Representation . . . . .	524
JB	$J_n(\lambda)$ : Jordan Block . . . . .	590
GES	$\mathcal{G}_T(\lambda)$ : Generalized Eigenspace . . . . .	609
LTR	$T _U$ : Linear Transformation Restriction . . . . .	613
IE	$\nu_T(\lambda)$ : Index of an Eigenvalue . . . . .	618
CNE	$\alpha = \beta$ : Complex Number Equality . . . . .	656
CNA	$\alpha + \beta$ : Complex Number Addition . . . . .	656
CNM	$\alpha\beta$ : Complex Number Multiplication . . . . .	656
CCN	$\bar{c}$ : Conjugate of a Complex Number . . . . .	657
SETM	$x \in S$ : Set Membership . . . . .	659
SSET	$S \subseteq T$ : Subset . . . . .	659
ES	$\emptyset$ : Empty Set . . . . .	659
SE	$S = T$ : Set Equality . . . . .	660
C	$ S $ : Cardinality . . . . .	660
SU	$S \cup T$ : Set Union . . . . .	661
SI	$S \cap T$ : Set Intersection . . . . .	661
SC	$\bar{S}$ : Set Complement . . . . .	661
T	$t(A)$ : Trace . . . . .	770
HP	$A \circ B$ : Hadamard Product . . . . .	776
HID	$J_{mn}$ : Hadamard Identity . . . . .	776
HI	$\hat{A}$ : Hadamard Inverse . . . . .	777
SRM	$A^{1/2}$ : Square Root of a Matrix . . . . .	810

# Diagrams

DTSLS	Decision Tree for Solving Linear Systems . . . . .	54
CSRST	Column Space and Row Space Techniques . . . . .	263
DLTA	Definition of Linear Transformation, Additive . . . . .	438
DLTM	Definition of Linear Transformation, Multiplicative . . . . .	438
GLT	General Linear Transformation . . . . .	441
NILT	Non-Injective Linear Transformation . . . . .	461
ILT	Injective Linear Transformation . . . . .	462
FTMR	Fundamental Theorem of Matrix Representations . . . . .	527
FTMRA	Fundamental Theorem of Matrix Representations (Alternate) . . . . .	527
MRCLT	Matrix Representation and Composition of Linear Transformations . . . . .	533

# Examples

Section WILA	
TMP	Trail Mix Packaging . . . . . 3
Section SSLE	
STNE	Solving two (nonlinear) equations . . . . . 9
NSE	Notation for a system of equations . . . . . 10
TTS	Three typical systems . . . . . 10
US	Three equations, one solution . . . . . 14
IS	Three equations, infinitely many solutions . . . . . 15
Section RREF	
AM	A matrix . . . . . 22
NSLE	Notation for systems of linear equations . . . . . 24
AMAA	Augmented matrix for Archetype A . . . . . 25
TREM	Two row-equivalent matrices . . . . . 26
USR	Three equations, one solution, reprised . . . . . 26
RREF	A matrix in reduced row-echelon form . . . . . 28
NRREF	A matrix not in reduced row-echelon form . . . . . 28
SAB	Solutions for Archetype B . . . . . 33
SAA	Solutions for Archetype A . . . . . 34
SAE	Solutions for Archetype E . . . . . 35
Section TSS	
RREFN	Reduced row-echelon form notation . . . . . 48
ISSI	Describing infinite solution sets, Archetype I . . . . . 49
FDV	Free and dependent variables . . . . . 50
CFV	Counting free variables . . . . . 53
OSGMD	One solution gives many, Archetype D . . . . . 54
Section HSE	
AHSAC	Archetype C as a homogeneous system . . . . . 60
HUSAB	Homogeneous, unique solution, Archetype B . . . . . 60
HISAA	Homogeneous, infinite solutions, Archetype A . . . . . 61
HISAD	Homogeneous, infinite solutions, Archetype D . . . . . 61
NSEAI	Null space elements of Archetype I . . . . . 62
CNS1	Computing a null space, #1 . . . . . 63
CNS2	Computing a null space, #2 . . . . . 63
Section NM	
S	A singular matrix, Archetype A . . . . . 69
NM	A nonsingular matrix, Archetype B . . . . . 70
IM	An identity matrix . . . . . 70
SRR	Singular matrix, row-reduced . . . . . 70

NSR	Nonsingular matrix, row-reduced . . . . .	71
NSS	Null space of a singular matrix . . . . .	71
NSNM	Null space of a nonsingular matrix . . . . .	71
Section VO		
VESE	Vector equality for a system of equations . . . . .	82
VA	Addition of two vectors in $\mathbb{C}^4$ . . . . .	83
CVSM	Scalar multiplication in $\mathbb{C}^5$ . . . . .	83
Section LC		
TLC	Two linear combinations in $\mathbb{C}^6$ . . . . .	88
ABLC	Archetype B as a linear combination . . . . .	89
AALC	Archetype A as a linear combination . . . . .	90
VFSAD	Vector form of solutions for Archetype D . . . . .	92
VFS	Vector form of solutions . . . . .	94
VFSAI	Vector form of solutions for Archetype I . . . . .	99
VFSAL	Vector form of solutions for Archetype L . . . . .	101
PSHS	Particular solutions, homogeneous solutions, Archetype D . . . . .	103
Section SS		
ABS	A basic span . . . . .	110
SCAA	Span of the columns of Archetype A . . . . .	112
SCAB	Span of the columns of Archetype B . . . . .	114
SSNS	Spanning set of a null space . . . . .	116
NSDS	Null space directly as a span . . . . .	117
SCAD	Span of the columns of Archetype D . . . . .	118
Section LI		
LDS	Linearly dependent set in $\mathbb{C}^5$ . . . . .	129
LIS	Linearly independent set in $\mathbb{C}^5$ . . . . .	130
LIHS	Linearly independent, homogeneous system . . . . .	131
LDHS	Linearly dependent, homogeneous system . . . . .	132
LDRN	Linearly dependent, $r < n$ . . . . .	133
LLDS	Large linearly dependent set in $\mathbb{C}^4$ . . . . .	133
LDCAA	Linearly dependent columns in Archetype A . . . . .	134
LICAB	Linearly independent columns in Archetype B . . . . .	134
LINSB	Linear independence of null space basis . . . . .	135
NSLIL	Null space spanned by linearly independent set, Archetype L . . . . .	137
Section LDS		
RSC5	Reducing a span in $\mathbb{C}^5$ . . . . .	150
COV	Casting out vectors . . . . .	151
RSC4	Reducing a span in $\mathbb{C}^4$ . . . . .	155
RES	Reworking elements of a span . . . . .	156
Section O		
CSIP	Computing some inner products . . . . .	164
CNSV	Computing the norm of some vectors . . . . .	167
TOV	Two orthogonal vectors . . . . .	168
SUVOS	Standard Unit Vectors are an Orthogonal Set . . . . .	169
AOS	An orthogonal set . . . . .	169
GSTV	Gram-Schmidt of three vectors . . . . .	172
ONTV	Orthonormal set, three vectors . . . . .	173
ONFV	Orthonormal set, four vectors . . . . .	173



Section MO		
MA	Addition of two matrices in $M_{23}$ . . . . .	179
MSM	Scalar multiplication in $M_{32}$ . . . . .	179
TM	Transpose of a $3 \times 4$ matrix . . . . .	181
SYM	A symmetric $5 \times 5$ matrix . . . . .	181
CCM	Complex conjugate of a matrix . . . . .	183
Section MM		
MTV	A matrix times a vector . . . . .	190
MNSLE	Matrix notation for systems of linear equations . . . . .	191
MBC	Money's best cities . . . . .	191
PTM	Product of two matrices . . . . .	193
MMNC	Matrix multiplication is not commutative . . . . .	194
PTMEE	Product of two matrices, entry-by-entry . . . . .	195
Section MISLE		
SABMI	Solutions to Archetype B with a matrix inverse . . . . .	206
MWIAA	A matrix without an inverse, Archetype A . . . . .	207
MI	Matrix inverse . . . . .	208
CMI	Computing a matrix inverse . . . . .	210
CMIAB	Computing a matrix inverse, Archetype B . . . . .	212
Section MINM		
UM3	Unitary matrix of size 3 . . . . .	223
UPM	Unitary permutation matrix . . . . .	223
OSMC	Orthonormal set from matrix columns . . . . .	225
Section CRS		
CSMCS	Column space of a matrix and consistent systems . . . . .	229
MCSM	Membership in the column space of a matrix . . . . .	230
CSTW	Column space, two ways . . . . .	232
CSOCD	Column space, original columns, Archetype D . . . . .	233
CSAA	Column space of Archetype A . . . . .	234
CSAB	Column space of Archetype B . . . . .	234
RSAI	Row space of Archetype I . . . . .	236
RSREM	Row spaces of two row-equivalent matrices . . . . .	238
IAS	Improving a span . . . . .	239
CSROI	Column space from row operations, Archetype I . . . . .	240
Section FS		
LNS	Left null space . . . . .	250
CSANS	Column space as null space . . . . .	251
SEEF	Submatrices of extended echelon form . . . . .	254
FS1	Four subsets, #1 . . . . .	260
FS2	Four subsets, #2 . . . . .	260
FSAG	Four subsets, Archetype G . . . . .	262
Section VS		
VSCV	The vector space $\mathbb{C}^m$ . . . . .	274
VSM	The vector space of matrices, $M_{mn}$ . . . . .	274
VSP	The vector space of polynomials, $P_n$ . . . . .	274
VSIS	The vector space of infinite sequences . . . . .	275
VSF	The vector space of functions . . . . .	275

VSS	The singleton vector space . . . . .	276
CVS	The crazy vector space . . . . .	276
PCVS	Properties for the Crazy Vector Space . . . . .	280
Section S		
SC3	A subspace of $\mathbb{C}^3$ . . . . .	285
SP4	A subspace of $P_4$ . . . . .	287
NSC2Z	A non-subspace in $\mathbb{C}^2$ , zero vector . . . . .	288
NSC2A	A non-subspace in $\mathbb{C}^2$ , additive closure . . . . .	288
NSC2S	A non-subspace in $\mathbb{C}^2$ , scalar multiplication closure . . . . .	288
RSNS	Recasting a subspace as a null space . . . . .	289
LCM	A linear combination of matrices . . . . .	290
SSP	Span of a set of polynomials . . . . .	292
SM32	A subspace of $M_{32}$ . . . . .	293
Section LISS		
LIP4	Linear independence in $P_4$ . . . . .	301
LIM32	Linear independence in $M_{32}$ . . . . .	303
LIC	Linearly independent set in the crazy vector space . . . . .	304
SSP4	Spanning set in $P_4$ . . . . .	306
SSM22	Spanning set in $M_{22}$ . . . . .	307
SSC	Spanning set in the crazy vector space . . . . .	308
AVR	A vector representation . . . . .	309
Section B		
BP	Bases for $P_n$ . . . . .	318
BM	A basis for the vector space of matrices . . . . .	318
BSP4	A basis for a subspace of $P_4$ . . . . .	318
BSM22	A basis for a subspace of $M_{22}$ . . . . .	319
BC	Basis for the crazy vector space . . . . .	320
RSB	Row space basis . . . . .	320
RS	Reducing a span . . . . .	321
CABAK	Columns as Basis, Archetype K . . . . .	322
CROB4	Coordinatization relative to an orthonormal basis, $\mathbb{C}^4$ . . . . .	324
CROB3	Coordinatization relative to an orthonormal basis, $\mathbb{C}^3$ . . . . .	325
Section D		
LDP4	Linearly dependent set in $P_4$ . . . . .	335
DSM22	Dimension of a subspace of $M_{22}$ . . . . .	336
DSP4	Dimension of a subspace of $P_4$ . . . . .	337
DC	Dimension of the crazy vector space . . . . .	337
VSPUD	Vector space of polynomials with unbounded degree . . . . .	337
RNM	Rank and nullity of a matrix . . . . .	338
RNSM	Rank and nullity of a square matrix . . . . .	339
Section PD		
BPR	Bases for $P_n$ , reprised . . . . .	346
BDM22	Basis by dimension in $M_{22}$ . . . . .	347
SVP4	Sets of vectors in $P_4$ . . . . .	347
RRTI	Rank, rank of transpose, Archetype I . . . . .	349
SDS	Simple direct sum . . . . .	351
Section DM		
EMRO	Elementary matrices and row operations . . . . .	361

SS	Some submatrices . . . . .	364
D33M	Determinant of a $3 \times 3$ matrix . . . . .	365
TCSD	Two computations, same determinant . . . . .	368
DUTM	Determinant of an upper triangular matrix . . . . .	369
Section PDM		
DRO	Determinant by row operations . . . . .	375
ZNDAB	Zero and nonzero determinant, Archetypes A and B . . . . .	379
Section EE		
SEE	Some eigenvalues and eigenvectors . . . . .	384
PM	Polynomial of a matrix . . . . .	386
CAEHW	Computing an eigenvalue the hard way . . . . .	389
CPMS3	Characteristic polynomial of a matrix, size 3 . . . . .	391
EMS3	Eigenvalues of a matrix, size 3 . . . . .	391
ESMS3	Eigenspaces of a matrix, size 3 . . . . .	393
EMMS4	Eigenvalue multiplicities, matrix of size 4 . . . . .	394
ESMS4	Eigenvalues, symmetric matrix of size 4 . . . . .	395
HMEM5	High multiplicity eigenvalues, matrix of size 5 . . . . .	396
CEMS6	Complex eigenvalues, matrix of size 6 . . . . .	396
DEMS5	Distinct eigenvalues, matrix of size 5 . . . . .	398
Section PEE		
BDE	Building desired eigenvalues . . . . .	409
Section SD		
SMS5	Similar matrices of size 5 . . . . .	419
SMS3	Similar matrices of size 3 . . . . .	420
EENS	Equal eigenvalues, not similar . . . . .	421
DAB	Diagonalization of Archetype B . . . . .	422
DMS3	Diagonalizing a matrix of size 3 . . . . .	424
NDMS4	A non-diagonalizable matrix of size 4 . . . . .	426
DEHD	Distinct eigenvalues, hence diagonalizable . . . . .	427
HPDM	High power of a diagonalizable matrix . . . . .	428
FSCF	Fibonacci sequence, closed form . . . . .	429
Section LT		
ALT	A linear transformation . . . . .	438
NLT	Not a linear transformation . . . . .	439
LTPM	Linear transformation, polynomials to matrices . . . . .	440
LTPP	Linear transformation, polynomials to polynomials . . . . .	440
LTM	Linear transformation from a matrix . . . . .	442
MFLT	Matrix from a linear transformation . . . . .	444
MOLT	Matrix of a linear transformation . . . . .	445
LTDB1	Linear transformation defined on a basis . . . . .	447
LTDB2	Linear transformation defined on a basis . . . . .	448
LTDB3	Linear transformation defined on a basis . . . . .	449
SPIAS	Sample pre-images, Archetype S . . . . .	450
STLT	Sum of two linear transformations . . . . .	452
SMLT	Scalar multiple of a linear transformation . . . . .	453
CTLT	Composition of two linear transformations . . . . .	454
Section ILT		
NIAQ	Not injective, Archetype Q . . . . .	460

IAR	Injective, Archetype R . . . . .	461
IAV	Injective, Archetype V . . . . .	462
NKAO	Nontrivial kernel, Archetype O . . . . .	464
TKAP	Trivial kernel, Archetype P . . . . .	465
NIAQR	Not injective, Archetype Q, revisited . . . . .	467
NIAO	Not injective, Archetype O . . . . .	467
IAP	Injective, Archetype P . . . . .	467
NIDAU	Not injective by dimension, Archetype U . . . . .	469
Section SLT		
NSAQ	Not surjective, Archetype Q . . . . .	475
SAR	Surjective, Archetype R . . . . .	476
SAV	Surjective, Archetype V . . . . .	477
RAO	Range, Archetype O . . . . .	479
FRAN	Full range, Archetype N . . . . .	480
NSAQR	Not surjective, Archetype Q, revisited . . . . .	481
NSAO	Not surjective, Archetype O . . . . .	482
SAN	Surjective, Archetype N . . . . .	482
BRLT	A basis for the range of a linear transformation . . . . .	483
NSDAT	Not surjective by dimension, Archetype T . . . . .	485
Section IVLT		
AIVLT	An invertible linear transformation . . . . .	491
ANILT	A non-invertible linear transformation . . . . .	492
CIVLT	Computing the Inverse of a Linear Transformations . . . . .	495
IVSAV	Isomorphic vector spaces, Archetype V . . . . .	498
Section VR		
VRC4	Vector representation in $\mathbb{C}^4$ . . . . .	513
VRP2	Vector representations in $P_2$ . . . . .	515
TIVS	Two isomorphic vector spaces . . . . .	517
CVSR	Crazy vector space revealed . . . . .	517
ASC	A subspace characterized . . . . .	517
MIVS	Multiple isomorphic vector spaces . . . . .	518
CP2	Coordinatizing in $P_2$ . . . . .	519
CM32	Coordinatization in $M_{32}$ . . . . .	520
Section MR		
OLTTR	One linear transformation, three representations . . . . .	524
ALTMM	A linear transformation as matrix multiplication . . . . .	528
MPMR	Matrix product of matrix representations . . . . .	531
KVMR	Kernel via matrix representation . . . . .	535
RVMR	Range via matrix representation . . . . .	537
ILTVR	Inverse of a linear transformation via a representation . . . . .	540
Section CB		
ELTBM	Eigenvectors of linear transformation between matrices . . . . .	554
ELTBP	Eigenvectors of linear transformation between polynomials . . . . .	555
CBP	Change of basis with polynomials . . . . .	556
CBCV	Change of basis with column vectors . . . . .	559
MRCM	Matrix representations and change-of-basis matrices . . . . .	561
MRBE	Matrix representation with basis of eigenvectors . . . . .	563
ELTT	Eigenvectors of a linear transformation, twice . . . . .	567
CELT	Complex eigenvectors of a linear transformation . . . . .	571

Section OD		
ANM	A normal matrix . . . . .	584
Section NLT		
NM64	Nilpotent matrix, size 6, index 4 . . . . .	588
NM62	Nilpotent matrix, size 6, index 2 . . . . .	589
JB4	Jordan block, size 4 . . . . .	590
NJB5	Nilpotent Jordan block, size 5 . . . . .	590
NM83	Nilpotent matrix, size 8, index 3 . . . . .	591
KPNLT	Kernels of powers of a nilpotent linear transformation . . . . .	595
CFNLT	Canonical form for a nilpotent linear transformation . . . . .	601
Section IS		
TIS	Two invariant subspaces . . . . .	605
EIS	Eigenspaces as invariant subspaces . . . . .	607
ISJB	Invariant subspaces and Jordan blocks . . . . .	608
GE4	Generalized eigenspaces, dimension 4 domain . . . . .	610
GE6	Generalized eigenspaces, dimension 6 domain . . . . .	611
LTRGE	Linear transformation restriction on generalized eigenspace . . . . .	613
ISMR4	Invariant subspaces, matrix representation, dimension 4 domain . . . . .	615
ISMR6	Invariant subspaces, matrix representation, dimension 6 domain . . . . .	616
GENR6	Generalized eigenspaces and nilpotent restrictions, dimension 6 domain . . . . .	618
Section JCF		
JCF10	Jordan canonical form, size 10 . . . . .	629
Section CNO		
ACN	Arithmetic of complex numbers . . . . .	655
CSCN	Conjugate of some complex numbers . . . . .	657
MSCN	Modulus of some complex numbers . . . . .	658
Section SET		
SETM	Set membership . . . . .	659
SSET	Subset . . . . .	659
CS	Cardinality and Size . . . . .	660
SU	Set union . . . . .	661
SI	Set intersection . . . . .	661
SC	Set complement . . . . .	662
Section PT		
Section F		
IM11	Integers mod 11 . . . . .	763
VSIM5	Vector space over integers mod 5 . . . . .	764
SM2Z7	Symmetric matrices of size 2 over $\mathbb{Z}_7$ . . . . .	764
FF8	Finite field of size 8 . . . . .	765
Section T		
Section HP		
HP	Hadamard Product . . . . .	776
Section VM		
VM4	Vandermonde matrix of size 4 . . . . .	782

---

Section PSM		
Section ROD		
ROD2	Rank one decomposition, size 2 . . . . .	792
ROD4	Rank one decomposition, size 4 . . . . .	793
Section TD		
TD4	Triangular decomposition, size 4 . . . . .	796
TDSSE	Triangular decomposition solves a system of equations . . . . .	798
TDEE6	Triangular decomposition, entry by entry, size 6 . . . . .	800
Section SVD		
Section SR		
Section POD		
Section CF		
PTFP	Polynomial through five points . . . . .	814
Section SAS		
SS6W	Sharing a secret 6 ways . . . . .	819

# Preface

This textbook is designed to teach the university mathematics student the basics of linear algebra and the techniques of formal mathematics. There are no prerequisites other than ordinary algebra, but it is probably best used by a student who has the “mathematical maturity” of a sophomore or junior. The text has two goals: to teach the fundamental concepts and techniques of matrix algebra and abstract vector spaces, and to teach the techniques associated with understanding the definitions and theorems forming a coherent area of mathematics. So there is an emphasis on worked examples of nontrivial size and on proving theorems carefully.

This book is copyrighted. This means that governments have granted the author a monopoly — the exclusive right to control the making of copies and derivative works for many years (too many years in some cases). It also gives others limited rights, generally referred to as “fair use,” such as the right to quote sections in a review without seeking permission. However, the author licenses this book to anyone under the terms of the GNU Free Documentation License (GFDL), which gives you more rights than most copyrights (see Appendix GFDL [755]). Loosely speaking, you may make as many copies as you like at no cost, and you may distribute these unmodified copies if you please. You may modify the book for your own use. The catch is that if you make modifications and you distribute the modified version, or make use of portions in excess of fair use in another work, then you must also license the new work with the GFDL. So the book has lots of inherent freedom, and no one is allowed to distribute a derivative work that restricts these freedoms. (See the license itself in the appendix for the exact details of the additional rights you have been given.)

Notice that initially most people are struck by the notion that this book is **free** (the French would say *gratuit*, at no cost). And it is. However, it is more important that the book has **freedom** (the French would say *liberté*, liberty). It will never go “out of print” nor will there ever be trivial updates designed only to frustrate the used book market. Those considering teaching a course with this book can examine it thoroughly in advance. Adding new exercises or new sections has been purposely made very easy, and the hope is that others will contribute these modifications back for incorporation into the book, for the benefit of all.

Depending on how you received your copy, you may want to check for the latest version (and other news) at <http://linear.ups.edu/>.

**Topics** The first half of this text (through Chapter M [178]) is basically a course in matrix algebra, though the foundation of some more advanced ideas is also being formed in these early sections. Vectors are presented exclusively as column vectors (since we also have the typographic freedom to avoid writing a column vector inline as the transpose of a row vector), and linear combinations are presented very early. Spans, null spaces, column spaces and row spaces are also presented early, simply as sets, saving most of their vector space properties for later, so they are familiar objects before being scrutinized carefully.

You cannot do *everything* early, so in particular matrix multiplication comes later than usual. However, with a definition built on linear combinations of column vectors, it should seem more natural than the more frequent definition using dot products of rows with columns. And this delay emphasizes that linear algebra is built upon vector addition and scalar multiplication. Of course, matrix inverses must wait for matrix multiplication, but this does not prevent nonsingular matrices from occurring sooner. Vector space properties are hinted at when vector and matrix operations are first defined, but the notion of a vector space is saved for a more axiomatic treatment later

(Chapter VS [272]). Once bases and dimension have been explored in the context of vector spaces, linear transformations and their matrix representations follow. The goal of the book is to go as far as Jordan canonical form in the Core (Part C [2]), with less central topics collected in the Topics (Part T [762]). A third part contains contributed applications (Part A [814]), with notation and theorems integrated with the earlier two parts.

Linear algebra is an ideal subject for the novice mathematics student to learn how to develop a topic precisely, with all the rigor mathematics requires. Unfortunately, much of this rigor seems to have escaped the standard calculus curriculum, so for many university students this is their first exposure to careful definitions and theorems, and the expectation that they fully understand them, to say nothing of the expectation that they become proficient in formulating their own proofs. We have tried to make this text as helpful as possible with this transition. Every definition is stated carefully, set apart from the text. Likewise, every theorem is carefully stated, and almost every one has a complete proof. Theorems usually have just one conclusion, so they can be referenced precisely later. Definitions and theorems are cataloged in order of their appearance in the front of the book (Definitions [viii], Theorems [ix]), and alphabetical order in the index at the back. Along the way, there are discussions of some more important ideas relating to formulating proofs (Proof Techniques [??]), which is part advice and part logic.

**Origin and History** This book is the result of the confluence of several related events and trends.

- At the University of Puget Sound we teach a one-semester, post-calculus linear algebra course to students majoring in mathematics, computer science, physics, chemistry and economics. Between January 1986 and June 2002, I taught this course seventeen times. For the Spring 2003 semester, I elected to convert my course notes to an electronic form so that it would be easier to incorporate the inevitable and nearly-constant revisions. Central to my new notes was a collection of stock examples that would be used repeatedly to illustrate new concepts. (These would become the Archetypes, Appendix A [674].) It was only a short leap to then decide to distribute copies of these notes and examples to the students in the two sections of this course. As the semester wore on, the notes began to look less like notes and more like a textbook.
- I used the notes again in the Fall 2003 semester for a single section of the course. Simultaneously, the textbook I was using came out in a fifth edition. A new chapter was added toward the start of the book, and a few additional exercises were added in other chapters. This demanded the annoyance of reworking my notes and list of suggested exercises to conform with the changed numbering of the chapters and exercises. I had an almost identical experience with the third course I was teaching that semester. I also learned that in the next academic year I would be teaching a course where my textbook of choice had gone out of print. I felt there had to be a better alternative to having the organization of my courses buffeted by the economics of traditional textbook publishing.
- I had used  $\text{\TeX}$  and the Internet for many years, so there was little to stand in the way of typesetting, distributing and “marketing” a free book. With recreational and professional interests in software development, I had long been fascinated by the open-source software movement, as exemplified by the success of GNU and Linux, though public-domain  $\text{\TeX}$  might also deserve mention. Obviously, this book is an attempt to carry over that model of creative endeavor to textbook publishing.
- As a sabbatical project during the Spring 2004 semester, I embarked on the current project of creating a freely-distributable linear algebra textbook. (Notice the implied financial support of the University of Puget Sound to this project.) Most of the material was written from scratch since changes in notation and approach made much of my notes of little use. By August 2004 I had written half the material necessary for our Math 232 course. The remaining half was written during the Fall 2004 semester as I taught another two sections of Math 232.



- While in early 2005 the book was complete enough to build a course around and Version 1.0 was released. Work has continued since, filling out the narrative, exercises and supplements.

However, much of my motivation for writing this book is captured by the sentiments expressed by H.M. Cundy and A.P. Rollet in their Preface to the First Edition of *Mathematical Models* (1952), especially the final sentence,

This book was born in the classroom, and arose from the spontaneous interest of a Mathematical Sixth in the construction of simple models. A desire to show that even in mathematics one could have fun led to an exhibition of the results and attracted considerable attention throughout the school. Since then the Sherborne collection has grown, ideas have come from many sources, and widespread interest has been shown. It seems therefore desirable to give permanent form to the lessons of experience so that others can benefit by them and be encouraged to undertake similar work.

**How To Use This Book** Chapters, Theorems, etc. are not numbered in this book, but are instead referenced by acronyms. This means that Theorem XYZ will always be Theorem XYZ, no matter if new sections are added, or if an individual decides to remove certain other sections. Within sections, the subsections are acronyms that begin with the acronym of the section. So Subsection XYZ.AB is the subsection AB in Section XYZ. Acronyms are unique within their type, so for example there is just one Definition B [317], but there is also a Section B [317]. At first, all the letters flying around may be confusing, but with time, you will begin to recognize the more important ones on sight. Furthermore, there are lists of theorems, examples, etc. in the front of the book, and an index that contains every acronym. If you are reading this in an electronic version (PDF or XML), you will see that all of the cross-references are hyperlinks, allowing you to click to a definition or example, and then use the back button to return. In printed versions, you must rely on the page numbers. However, note that page numbers are not permanent! Different editions, different margins, or different sized paper will affect what content is on each page. And in time, the addition of new material will affect the page numbering.

Chapter divisions are not critical to the organization of the book, as Sections are the main organizational unit. Sections are designed to be the subject of a single lecture or classroom session, though there is frequently more material than can be discussed and illustrated in a fifty-minute session. Consequently, the instructor will need to be selective about which topics to illustrate with other examples and which topics to leave to the student's reading. Many of the examples are meant to be large, such as using five or six variables in a system of equations, so the instructor may just want to "walk" a class through these examples. The book has been written with the idea that some may work through it independently, so the hope is that students can learn some of the more mechanical ideas on their own.

The highest level division of the book is the three Parts: Core, Topics, Applications (Part C [2], Part T [762], Part A [814]). The Core is meant to carefully describe the basic ideas required of a first exposure to linear algebra. In the final sections of the Core, one should ask the question: which previous Sections could be removed without destroying the logical development of the subject? Hopefully, the answer is "none." The goal of the book is to finish the Core with a very general representation of a linear transformation (Jordan canonical form, Section JCF [622]). Of course, there will not be universal agreement on what should, or should not, constitute the Core, but the main idea is to limit it to about forty sections. Topics (Part T [762]) is meant to contain those subjects that are important in linear algebra, and which would make profitable detours from the Core for those interested in pursuing them. Applications (Part A [814]) should illustrate the power and widespread applicability of linear algebra to as many fields as possible. The Archetypes (Appendix A [674]) cover many of the computational aspects of systems of linear equations, matrices and linear transformations. The student should consult them often, and this is encouraged by exercises that simply suggest the right properties to examine at the right time. But what is more important, this a repository that contains enough variety to provide abundant examples of key theorems, while also providing counterexamples to hypotheses or converses of theorems. The summary table at the start of this appendix should be especially useful.

I require my students to read each Section *prior* to the day’s discussion on that section. For some students this is a novel idea, but at the end of the semester a few always report on the benefits, both for this course and other courses where they have adopted the habit. To make good on this requirement, each section contains three Reading Questions. These sometimes only require parroting back a key definition or theorem, or they require performing a small example of a key computation, or they ask for musings on key ideas or new relationships between old ideas. Answers are emailed to me the evening before the lecture. Given the flavor and purpose of these questions, including solutions seems foolish.

Every chapter of Part C [2] ends with “Annotated Acronyms”, a short list of critical theorems or definitions from that chapter. There are a variety of reasons for any one of these to have been chosen, and reading the short paragraphs after some of these might provide insight into the possibilities. An end-of-chapter review might usefully incorporate a close reading of these lists.

Formulating interesting and effective exercises is as difficult, or more so, than building a narrative. But it is the place where a student really learns the material. As such, for the student’s benefit, complete solutions should be given. As the list of exercises expands, the amount with solutions should similarly expand. Exercises and their solutions are referenced with a section name, followed by a dot, then a letter (C,M, or T) and a number. The letter ‘C’ indicates a problem that is mostly computational in nature, while the letter ‘T’ indicates a problem that is more theoretical in nature. A problem with a letter ‘M’ is somewhere in between (middle, mid-level, median, middling), probably a mix of computation and applications of theorems. So Solution MO.T13 [189] is a solution to an exercise in Section MO [178] that is theoretical in nature. The number ‘13’ has no intrinsic meaning.

**More on Freedom** This book is freely-distributable under the terms of the GFDL, along with the underlying T<sub>E</sub>X code from which the book is built. This arrangement provides many benefits unavailable with traditional texts.

- No cost, or low cost, to students. With no physical vessel (i.e. paper, binding), no transportation costs (Internet bandwidth being a negligible cost) and no marketing costs (evaluation and desk copies are free to all), anyone with an Internet connection can obtain it, and a teacher could make available paper copies in sufficient quantities for a class. The cost to print a copy is not insignificant, but is just a fraction of the cost of a traditional textbook when printing is handled by a print-on-demand service over the Internet. Students will not feel the need to sell back their book (nor should there be much of a market for used copies), and in future years can even pick up a newer edition freely.
- Electronic versions of the book contain extensive hyperlinks. Specifically, most logical steps in proofs and examples include links back to the previous definitions or theorems that support that step. With whatever viewer you might be using (web browser, PDF reader) the “back” button can then return you to the middle of the proof you were studying. So even if you are reading a physical copy of this book, you can benefit from also working with an electronic version.

A traditional book, which the publisher is unwilling to distribute in an easily-copied electronic form, cannot offer this very intuitive and flexible approach to learning mathematics.

- The book will not go out of print. No matter what, a teacher can maintain their own copy and use the book for as many years as they desire. Further, the naming schemes for chapters, sections, theorems, etc. is designed so that the addition of new material will not break any course syllabi or assignment list.
- With many eyes reading the book and with frequent postings of updates, the reliability should become very high. Please report any errors you find that persist into the latest version.
- For those with a working installation of the popular typesetting program T<sub>E</sub>X, the book has been designed so that it can be customized. Page layouts, presence of exercises, solutions,

sections or chapters can all be easily controlled. Furthermore, many variants of mathematical notation are achieved via  $\text{T}_{\text{E}}\text{X}$  macros. So by changing a single macro, one's favorite notation can be reflected throughout the text. For example, every transpose of a matrix is coded in the source as `\transpose{A}`, which when printed will yield  $A^t$ . However by changing the definition of `\transpose{ }`, any desired alternative notation (superscript t, superscript T, superscript prime) will then appear throughout the text instead.

- The book has also been designed to make it easy for others to contribute material. Would you like to see a section on symmetric bilinear forms? Consider writing one and contributing it to one of the Topics chapters. Should there be more exercises about the null space of a matrix? Send me some. Historical Notes? Contact me, and we will see about adding those in also.
- You have no legal obligation to pay for this book. It has been licensed with no expectation that you pay for it. You do not even have a moral obligation to pay for the book. Thomas Jefferson (1743 – 1826), the author of the United States Declaration of Independence, wrote,

If nature has made any one thing less susceptible than all others of exclusive property, it is the action of the thinking power called an idea, which an individual may exclusively possess as long as he keeps it to himself; but the moment it is divulged, it forces itself into the possession of every one, and the receiver cannot dispossess himself of it. Its peculiar character, too, is that no one possesses the less, because every other possesses the whole of it. He who receives an idea from me, receives instruction himself without lessening mine; as he who lights his taper at mine, receives light without darkening me. That ideas should freely spread from one to another over the globe, for the moral and mutual instruction of man, and improvement of his condition, seems to have been peculiarly and benevolently designed by nature, when she made them, like fire, expansible over all space, without lessening their density in any point, and like the air in which we breathe, move, and have our physical being, incapable of confinement or exclusive appropriation.

Letter to Isaac McPherson  
August 13, 1813

However, if you feel a royalty is due the author, or if you would like to encourage the author, or if you wish to show others that this approach to textbook publishing can also bring financial compensation, then donations are gratefully received. Moreover, non-financial forms of help can often be even more valuable. A simple note of encouragement, submitting a report of an error, or contributing some exercises or perhaps an entire section for the Topics or Applications are all important ways you can acknowledge the freedoms accorded to this work by the copyright holder and other contributors.

**Conclusion** Foremost, I hope that students find their time spent with this book profitable. I hope that instructors find it flexible enough to fit the needs of their course. And I hope that everyone will send me their comments and suggestions, and also consider the myriad ways they can help (as listed on the book's website at <http://linear.ups.edu>).

Robert A. Beezer  
Tacoma, Washington  
July 2008

# Acknowledgements

Many people have helped to make this book, and its freedoms, possible.

First, the time to create, edit and distribute the book has been provided implicitly and explicitly by the University of Puget Sound. A sabbatical leave Spring 2004 and a course release in Spring 2007 are two obvious examples of explicit support. The latter was provided by support from the Lind-VanEnkevort Fund. The university has also provided clerical support, computer hardware, network servers and bandwidth. Thanks to Dean Kris Bartanen and the chair of the Mathematics and Computer Science Department, Professor Martin Jackson, for their support, encouragement and flexibility.

My colleagues in the Mathematics and Computer Science Department have graciously taught our introductory linear algebra course using preliminary versions and have provided valuable suggestions that have improved the book immeasurably. Thanks to Professor Martin Jackson (v0.30), Professor David Scott (v0.70) and Professor Bryan Smith (v0.70, 0.80, v1.00).

University of Puget Sound librarians Lori Ricigliano, Elizabeth Knight and Jeanne Kimura provided valuable advice on production, and interesting conversations about copyrights.

Many aspects of the book have been influenced by insightful questions and creative suggestions from the students who have labored through the book in our courses. For example, the flashcards with theorems and definitions are a direct result of a student suggestion. I will single out a handful of students who have been especially adept at finding and reporting mathematically significant typographical errors: Jake Linenthal, Christie Su, Kim Le, Sarah McQuate, Andy Zimmer, Travis Osborne, Andrew Tapay, Mark Shoemaker, Tasha Underhill, Tim Zitzer, Elizabeth Million, and Steve Canfield.

I have tried to be as original as possible in the organization and presentation of this beautiful subject. However, I have been influenced by many years of teaching from another excellent textbook, *Introduction to Linear Algebra* by L.W. Johnson, R.D. Reiss and J.T. Arnold. When I have needed inspiration for the correct approach to particularly important proofs, I have learned to eventually consult two other textbooks. Sheldon Axler's *Linear Algebra Done Right* is a highly original exposition, while Ben Noble's *Applied Linear Algebra* frequently strikes just the right note between rigor and intuition. Noble's excellent book is highly recommended, even though its publication dates to 1969.

Conversion to various electronic formats have greatly depended on assistance from: Eitan Gurari, author of the powerful  $\text{\LaTeX}$  translator, `tex4ht`; Davide Cervone, author of `jsMath`; and Carl Witty, who advised and tested the Sony Reader format. Thanks to these individuals for their critical assistance.

General support and encouragement of free and affordable textbooks, in addition to specific promotion of this text, was provided by Nicole Allen, Textbook Advocate at Student Public Interest Research Groups. Nicole was an early consumer of this material, back when it looked more like lecture notes than a textbook.

Finally, in every possible case, the production and distribution of this book has been accomplished with open-source software. The range of individuals and projects is far too great to pretend to list them all. The book's web site will someday maintain pointers to as many of these projects as possible.

# Part C

## Core

# Chapter SLE

## Systems of Linear Equations

---

We will motivate our study of linear algebra by studying solutions to systems of linear equations. While the focus of this chapter is on the practical matter of how to find, and describe, these solutions, we will also be setting ourselves up for more theoretical ideas that will appear later.

### Section WILA

#### What is Linear Algebra?

---

#### Subsection LA

##### “Linear” + “Algebra”

---

The subject of linear algebra can be partially explained by the meaning of the two terms comprising the title. “Linear” is a term you will appreciate better at the end of this course, and indeed, attaining this appreciation could be taken as one of the primary goals of this course. However for now, you can understand it to mean anything that is “straight” or “flat.” For example in the  $xy$ -plane you might be accustomed to describing straight lines (is there any other kind?) as the set of solutions to an equation of the form  $y = mx + b$ , where the slope  $m$  and the  $y$ -intercept  $b$  are constants that together describe the line. In multivariate calculus, you may have discussed planes. Living in three dimensions, with coordinates described by triples  $(x, y, z)$ , they can be described as the set of solutions to equations of the form  $ax + by + cz = d$ , where  $a, b, c, d$  are constants that together determine the plane. While we might describe planes as “flat,” lines in three dimensions might be described as “straight.” From a multivariate calculus course you will recall that lines are sets of points described by equations such as  $x = 3t - 4, y = -7t + 2, z = 9t$ , where  $t$  is a parameter that can take on any value.

Another view of this notion of “flatness” is to recognize that the sets of points just described are solutions to equations of a relatively simple form. These equations involve addition and multiplication only. We will have a need for subtraction, and occasionally we will divide, but mostly you can describe “linear” equations as involving only addition and multiplication. Here are some examples of typical equations we will see in the next few sections:

$$2x + 3y - 4z = 13 \qquad 4x_1 + 5x_2 - x_3 + x_4 + x_5 = 0 \qquad 9a - 2b + 7c + 2d = -7$$

What we will not see are equations like:

$$xy + 5yz = 13 \qquad x_1 + x_2^3/x_4 - x_3x_4x_5^2 = 0 \qquad \tan(ab) + \log(c - d) = -7$$

The exception will be that we will on occasion need to take a square root.

You have probably heard the word “algebra” frequently in your mathematical preparation for this course. Most likely, you have spent a good ten to fifteen years learning the algebra of the

real numbers, along with some introduction to the very similar algebra of complex numbers (see Section CNO [655]). However, there are many new algebras to learn and use, and likely linear algebra will be your second algebra. Like learning a second language, the necessary adjustments can be challenging at times, but the rewards are many. And it will make learning your third and fourth algebras even easier. Perhaps you have heard of “groups” and “rings” (or maybe you have studied them already), which are excellent examples of other algebras with very interesting properties and applications. In any event, prepare yourself to learn a new algebra and realize that some of the old rules you used for the real numbers may no longer apply to this *new* algebra you will be learning!

The brief discussion above about lines and planes suggests that linear algebra has an inherently geometric nature, and this is true. Examples in two and three dimensions can be used to provide valuable insight into important concepts of this course. However, much of the power of linear algebra will be the ability to work with “flat” or “straight” objects in higher dimensions, without concerning ourselves with visualizing the situation. While much of our intuition will come from examples in two and three dimensions, we will maintain an *algebraic* approach to the subject, with the geometry being secondary. Others may wish to switch this emphasis around, and that can lead to a very fruitful and beneficial course, but here and now we are laying our bias bare.

## Subsection AA

### An Application

---

We conclude this section with a rather involved example that will highlight some of the power and techniques of linear algebra. Work through all of the details with pencil and paper, until you believe all the assertions made. However, in this introductory example, do not concern yourself with how some of the results are obtained or how you might be expected to solve a similar problem. We will come back to this example later and expose some of the techniques used and properties exploited. For now, use your background in mathematics to convince yourself that everything said here really is correct.

#### Example TMP

##### Trail Mix Packaging

Suppose you are the production manager at a food-packaging plant and one of your product lines is trail mix, a healthy snack popular with hikers and backpackers, containing raisins, peanuts and hard-shelled chocolate pieces. By adjusting the mix of these three ingredients, you are able to sell three varieties of this item. The fancy version is sold in half-kilogram packages at outdoor supply stores and has more chocolate and fewer raisins, thus commanding a higher price. The standard version is sold in one kilogram packages in grocery stores and gas station mini-markets. Since the standard version has roughly equal amounts of each ingredient, it is not as expensive as the fancy version. Finally, a bulk version is sold in bins at grocery stores for consumers to load into plastic bags in amounts of their choosing. To appeal to the shoppers that like bulk items for their economy and healthfulness, this mix has many more raisins (at the expense of chocolate) and therefore sells for less.

Your production facilities have limited storage space and early each morning you are able to receive and store 380 kilograms of raisins, 500 kilograms of peanuts and 620 kilograms of chocolate pieces. As production manager, one of your most important duties is to decide how much of each version of trail mix to make every day. Clearly, you can have up to 1500 kilograms of raw ingredients available each day, so to be the most productive you will likely produce 1500 kilograms of trail mix each day. Also, you would prefer not to have any ingredients leftover each day, so that your final product is as fresh as possible and so that you can receive the maximum delivery the next morning. But how should these ingredients be allocated to the mixing of the bulk, standard and fancy versions?

First, we need a little more information about the mixes. Workers mix the ingredients in 15 kilogram batches, and each row of the table below gives a recipe for a 15 kilogram batch. There

is some additional information on the costs of the ingredients and the price the manufacturer can charge for the different versions of the trail mix.

	Raisins (kg/batch)	Peanuts (kg/batch)	Chocolate (kg/batch)	Cost (\$/kg)	Sale Price (\$/kg)
Bulk	7	6	2	3.69	4.99
Standard	6	4	5	3.86	5.50
Fancy	2	5	8	4.45	6.50
Storage (kg)	380	500	620		
Cost (\$/kg)	2.55	4.65	4.80		

As production manager, it is important to realize that you only have three decisions to make — the amount of bulk mix to make, the amount of standard mix to make and the amount of fancy mix to make. Everything else is beyond your control or is handled by another department within the company. Principally, you are also limited by the amount of raw ingredients you can store each day. Let us denote the amount of each mix to produce each day, measured in kilograms, by the variable quantities  $b$ ,  $s$  and  $f$ . Your production schedule can be described as values of  $b$ ,  $s$  and  $f$  that do several things. First, we cannot make negative quantities of each mix, so

$$b \geq 0 \qquad s \geq 0 \qquad f \geq 0$$

Second, if we want to consume all of our ingredients each day, the storage capacities lead to three (linear) equations, one for each ingredient,

$$\begin{aligned} \frac{7}{15}b + \frac{6}{15}s + \frac{2}{15}f &= 380 && \text{(raisins)} \\ \frac{6}{15}b + \frac{4}{15}s + \frac{5}{15}f &= 500 && \text{(peanuts)} \\ \frac{2}{15}b + \frac{5}{15}s + \frac{8}{15}f &= 620 && \text{(chocolate)} \end{aligned}$$

It happens that this system of three equations has just one solution. In other words, as production manager, your job is easy, since there is but one way to use up all of your raw ingredients making trail mix. This single solution is

$$b = 300 \text{ kg} \qquad s = 300 \text{ kg} \qquad f = 900 \text{ kg.}$$

We do not yet have the tools to explain why this solution is the only one, but it should be simple for you to verify that this is indeed a solution. (Go ahead, we will wait.) Determining solutions such as this, and establishing that they are unique, will be the main motivation for our initial study of linear algebra.

So we have solved the problem of making sure that we make the best use of our limited storage space, and each day use up all of the raw ingredients that are shipped to us. Additionally, as production manager, you must report weekly to the CEO of the company, and you know he will be more interested in the profit derived from your decisions than in the actual production levels. So you compute,

$$300(4.99 - 3.69) + 300(5.50 - 3.86) + 900(6.50 - 4.45) = 2727.00$$

for a daily profit of \$2,727 from this production schedule. The computation of the daily profit is also beyond our control, though it is definitely of interest, and it too looks like a “linear” computation.

As often happens, things do not stay the same for long, and now the marketing department has suggested that your company’s trail mix products standardize on every mix being one-third peanuts. Adjusting the peanut portion of each recipe by also adjusting the chocolate portion leads to revised recipes, and slightly different costs for the bulk and standard mixes, as given in the following table.



	Raisins (kg/batch)	Peanuts (kg/batch)	Chocolate (kg/batch)	Cost (\$/kg)	Sale Price (\$/kg)
Bulk	7	5	3	3.70	4.99
Standard	6	5	4	3.85	5.50
Fancy	2	5	8	4.45	6.50
Storage (kg)	380	500	620		
Cost (\$/kg)	2.55	4.65	4.80		

In a similar fashion as before, we desire values of  $b$ ,  $s$  and  $f$  so that

$$b \geq 0 \qquad s \geq 0 \qquad f \geq 0$$

and

$$\frac{7}{15}b + \frac{6}{15}s + \frac{2}{15}f = 380 \qquad \text{(raisins)}$$

$$\frac{5}{15}b + \frac{5}{15}s + \frac{5}{15}f = 500 \qquad \text{(peanuts)}$$

$$\frac{3}{15}b + \frac{4}{15}s + \frac{8}{15}f = 620 \qquad \text{(chocolate)}$$

It now happens that this system of equations has *infinitely* many solutions, as we will now demonstrate. Let  $f$  remain a variable quantity. Then if we make  $f$  kilograms of the fancy mix, we will make  $4f - 3300$  kilograms of the bulk mix and  $-5f + 4800$  kilograms of the standard mix. Let us now verify that, for any choice of  $f$ , the values of  $b = 4f - 3300$  and  $s = -5f + 4800$  will yield a production schedule that exhausts all of the day's supply of raw ingredients (right now, do not be concerned about how you might derive expressions like these for  $b$  and  $s$ ). Grab your pencil and paper and play along.

$$\begin{aligned} \frac{7}{15}(4f - 3300) + \frac{6}{15}(-5f + 4800) + \frac{2}{15}f &= 0f + \frac{5700}{15} = 380 \\ \frac{5}{15}(4f - 3300) + \frac{5}{15}(-5f + 4800) + \frac{5}{15}f &= 0f + \frac{7500}{15} = 500 \\ \frac{3}{15}(4f - 3300) + \frac{4}{15}(-5f + 4800) + \frac{8}{15}f &= 0f + \frac{9300}{15} = 620 \end{aligned}$$

Convince yourself that these expressions for  $b$  and  $s$  allow us to vary  $f$  and obtain an infinite number of possibilities for solutions to the three equations that describe our storage capacities. As a practical matter, there really are not an infinite number of solutions, since we are unlikely to want to end the day with a fractional number of bags of fancy mix, so our allowable values of  $f$  should probably be integers. More importantly, we need to remember that we cannot make negative amounts of each mix! Where does this lead us? Positive quantities of the bulk mix requires that

$$b \geq 0 \quad \Rightarrow \quad 4f - 3300 \geq 0 \quad \Rightarrow \quad f \geq 825$$

Similarly for the standard mix,

$$s \geq 0 \quad \Rightarrow \quad -5f + 4800 \geq 0 \quad \Rightarrow \quad f \leq 960$$

So, as production manager, you really have to choose a value of  $f$  from the finite set

$$\{825, 826, \dots, 960\}$$

leaving you with 136 choices, each of which will exhaust the day's supply of raw ingredients. Pause now and think about which *you* would choose.

Recalling your weekly meeting with the CEO suggests that you might want to choose a production schedule that yields the biggest possible profit for the company. So you compute an expression for the profit based on your as yet undetermined decision for the value of  $f$ ,

$$(4f - 3300)(4.99 - 3.70) + (-5f + 4800)(5.50 - 3.85) + (f)(6.50 - 4.45) = -1.04f + 3663$$

Since  $f$  has a negative coefficient it would appear that mixing fancy mix is detrimental to your profit and should be avoided. So you will make the decision to set daily fancy mix production at  $f = 825$ . This has the effect of setting  $b = 4(825) - 3300 = 0$  and we stop producing bulk mix entirely. So the remainder of your daily production is standard mix at the level of  $s = -5(825) + 4800 = 675$  kilograms and the resulting daily profit is  $(-1.04)(825) + 3663 = 2805$ . It is a pleasant surprise that daily profit has risen to \$2,805, but this is not the most important part of the story. What is important here is that there are a large number of ways to produce trail mix that use all of the day's worth of raw ingredients *and* you were able to easily choose the one that netted the largest profit. Notice too how all of the above computations look "linear."

In the food industry, things do not stay the same for long, and now the sales department says that increased competition has led to the decision to stay competitive and charge just \$5.25 for a kilogram of the standard mix, rather than the previous \$5.50 per kilogram. This decision has no effect on the possibilities for the production schedule, but will affect the decision based on profit considerations. So you revisit just the profit computation, suitably adjusted for the new selling price of standard mix,

$$(4f - 3300)(4.99 - 3.70) + (-5f + 4800)(5.25 - 3.85) + (f)(6.50 - 4.45) = 0.21f + 2463$$

Now it would appear that fancy mix is beneficial to the company's profit since the value of  $f$  has a positive coefficient. So you take the decision to make as much fancy mix as possible, setting  $f = 960$ . This leads to  $s = -5(960) + 4800 = 0$  and the increased competition has driven you out of the standard mix market all together. The remainder of production is therefore bulk mix at a daily level of  $b = 4(960) - 3300 = 540$  kilograms and the resulting daily profit is  $0.21(960) + 2463 = 2664.60$ . A daily profit of \$2,664.60 is less than it used to be, but as production manager, you have made the best of a difficult situation and shown the sales department that the best course is to pull out of the highly competitive standard mix market completely.  $\square$

This example is taken from a field of mathematics variously known by names such as operations research, systems science, or management science. More specifically, this is a perfect example of problems that are solved by the techniques of "linear programming."

There is a lot going on under the hood in this example. The heart of the matter is the solution to systems of linear equations, which is the topic of the next few sections, and a recurrent theme throughout this course. We will return to this example on several occasions to reveal some of the reasons for its behavior.

## Subsection READ Reading Questions

---

1. Is the equation  $x^2 + xy + \tan(y^3) = 0$  linear or not? Why or why not?
2. Find all solutions to the system of two linear equations  $2x + 3y = -8$ ,  $x - y = 6$ .
3. Describe how the production manager might explain the importance of the procedures described in the trail mix application (Subsection WILA.AA [3]).

---

**Subsection EXC**  
**Exercises**

---

**C10** In Example TMP [3] the first table lists the cost (per kilogram) to manufacture each of the three varieties of trail mix (bulk, standard, fancy). For example, it costs \$3.69 to make one kilogram of the bulk variety. Re-compute each of these three costs and notice that the computations are linear in character.

Contributed by Robert Beezer

**M70** In Example TMP [3] two different prices were considered for marketing standard mix with the revised recipes (one-third peanuts in each recipe). Selling standard mix at \$5.50 resulted in selling the minimum amount of the fancy mix and no bulk mix. At \$5.25 it was best for profits to sell the maximum amount of fancy mix and then sell no standard mix. Determine a selling price for standard mix that allows for maximum profits while still selling some of each type of mix.

Contributed by Robert Beezer    Solution [8]

---

**Subsection SOL**  
**Solutions**

---

**M70** Contributed by Robert Beezer Statement [7]

If the price of standard mix is set at \$5.292, then the profit function has a zero coefficient on the variable quantity  $f$ . So, we can set  $f$  to be any integer quantity in  $\{825, 826, \dots, 960\}$ . All but the extreme values ( $f = 825$ ,  $f = 960$ ) will result in production levels where some of every mix is manufactured. No matter what value of  $f$  is chosen, the resulting profit will be the same, at \$2,664.60.

## Section SSLE

### Solving Systems of Linear Equations

We will motivate our study of linear algebra by considering the problem of solving several linear equations simultaneously. The word “solve” tends to get abused somewhat, as in “solve this problem.” When talking about equations we understand a more precise meaning: find *all* of the values of some variable quantities that make an equation, or several equations, true.

#### Subsection SLE

#### Systems of Linear Equations

##### Example STNE

##### Solving two (nonlinear) equations

Suppose we desire the simultaneous solutions of the two equations,

$$\begin{aligned}x^2 + y^2 &= 1 \\ -x + \sqrt{3}y &= 0\end{aligned}$$

You can easily check by substitution that  $x = \frac{\sqrt{3}}{2}$ ,  $y = \frac{1}{2}$  and  $x = -\frac{\sqrt{3}}{2}$ ,  $y = -\frac{1}{2}$  are both solutions. We need to also convince ourselves that these are the *only* solutions. To see this, plot each equation on the  $xy$ -plane, which means to plot  $(x, y)$  pairs that make an individual equation true. In this case we get a circle centered at the origin with radius 1 and a straight line through the origin with slope  $\frac{1}{\sqrt{3}}$ . The intersections of these two curves are our desired simultaneous solutions, and so we believe from our plot that the two solutions we know already are indeed the only ones. We like to write solutions as sets, so in this case we write the set of solutions as

$$S = \left\{ \left( \frac{\sqrt{3}}{2}, \frac{1}{2} \right), \left( -\frac{\sqrt{3}}{2}, -\frac{1}{2} \right) \right\}$$

□

In order to discuss systems of linear equations carefully, we need a precise definition. And before we do that, we will introduce our periodic discussions about “Proof Techniques.” Linear algebra is an excellent setting for learning how to read, understand and formulate proofs. But this is a difficult step in your development as a mathematician, so we have included a series of short essays containing advice and explanations to help you along. These can be found back in Section PT [663] of Appendix P [655], and we will reference them as they become appropriate. Be sure to head back to the appendix to read this as they are introduced. With a definition next, now is the time for the first of our proof techniques. Head back to Section PT [663] of Appendix P [655] and study Technique D [663]. We’ll be right here when you get back. See you in a bit.

#### Definition SLE

#### System of Linear Equations

A **system of linear equations** is a collection of  $m$  equations in the variable quantities  $x_1, x_2, x_3, \dots, x_n$  of the form,

$$\begin{aligned}a_{11}x_1 + a_{12}x_2 + a_{13}x_3 + \cdots + a_{1n}x_n &= b_1 \\ a_{21}x_1 + a_{22}x_2 + a_{23}x_3 + \cdots + a_{2n}x_n &= b_2 \\ a_{31}x_1 + a_{32}x_2 + a_{33}x_3 + \cdots + a_{3n}x_n &= b_3 \\ &\vdots\end{aligned}$$

$$a_{m1}x_1 + a_{m2}x_2 + a_{m3}x_3 + \cdots + a_{mn}x_n = b_m$$

where the values of  $a_{ij}$ ,  $b_i$  and  $x_j$  are from the set of complex numbers,  $\mathbb{C}$ . △

Don't let the mention of the complex numbers,  $\mathbb{C}$ , rattle you. We will stick with real numbers exclusively for many more sections, and it will sometimes seem like we only work with integers! However, we want to leave the possibility of complex numbers open, and there will be occasions in subsequent sections where they are necessary. You can review the basic properties of complex numbers in Section CNO [655], but these facts will not be critical until we reach Section O [163]. For now, here is an example to illustrate using the notation introduced in Definition SLE [9].

### Example NSE

#### Notation for a system of equations

Given the system of linear equations,

$$\begin{aligned}x_1 + 2x_2 + \quad x_4 &= 7 \\x_1 + x_2 + x_3 - x_4 &= 3 \\3x_1 + x_2 + 5x_3 - 7x_4 &= 1\end{aligned}$$

we have  $n = 4$  variables and  $m = 3$  equations. Also,

$$\begin{array}{ccccc}a_{11} = 1 & a_{12} = 2 & a_{13} = 0 & a_{14} = 1 & b_1 = 7 \\a_{21} = 1 & a_{22} = 1 & a_{23} = 1 & a_{24} = -1 & b_2 = 3 \\a_{31} = 3 & a_{32} = 1 & a_{33} = 5 & a_{34} = -7 & b_3 = 1\end{array}$$

Additionally, convince yourself that  $x_1 = -2$ ,  $x_2 = 4$ ,  $x_3 = 2$ ,  $x_4 = 1$  is one solution (but it is not the only one!). ⊠

We will often shorten the term “system of linear equations” to “system of equations” leaving the linear aspect implied. After all, this is a book about *linear* algebra.

## Subsection PSS

### Possibilities for Solution Sets

---

The next example illustrates the possibilities for the solution set of a system of linear equations. We will not be too formal here, and the necessary theorems to back up our claims will come in subsequent sections. So read for feeling and come back later to revisit this example.

### Example TTS

#### Three typical systems

Consider the system of two equations with two variables,

$$\begin{aligned}2x_1 + 3x_2 &= 3 \\x_1 - x_2 &= 4\end{aligned}$$

If we plot the solutions to each of these equations separately on the  $x_1x_2$ -plane, we get two lines, one with negative slope, the other with positive slope. They have exactly one point in common,  $(x_1, x_2) = (3, -1)$ , which is the solution  $x_1 = 3$ ,  $x_2 = -1$ . From the geometry, we believe that this is the only solution to the system of equations, and so we say it is unique.

Now adjust the system with a different second equation,

$$\begin{aligned}2x_1 + 3x_2 &= 3 \\4x_1 + 6x_2 &= 6\end{aligned}$$

A plot of the solutions to these equations individually results in two lines, one on top of the other! There are infinitely many pairs of points that make both equations true. We will learn shortly

how to describe this infinite solution set precisely (see Example SAA [34], Theorem VFSLs [97]). Notice now how the second equation is just a multiple of the first.

One more minor adjustment provides a third system of linear equations,

$$\begin{aligned}2x_1 + 3x_2 &= 3 \\4x_1 + 6x_2 &= 10\end{aligned}$$

A plot now reveals two lines with identical slopes, i.e. parallel lines. They have no points in common, and so the system has a solution set that is empty,  $S = \emptyset$ .  $\square$

This example exhibits all of the typical behaviors of a system of equations. A subsequent theorem will tell us that every system of linear equations has a solution set that is empty, contains a single solution or contains infinitely many solutions (Theorem PSSLS [53]). Example STNE [9] yielded exactly two solutions, but this does not contradict the forthcoming theorem. The equations in Example STNE [9] are not linear because they do not match the form of Definition SLE [9], and so we cannot apply Theorem PSSLS [53] in this case.

## Subsection ESEO Equivalent Systems and Equation Operations

---

With all this talk about finding solution sets for systems of linear equations, you might be ready to begin learning how to find these solution sets yourself. We begin with our first definition that takes a common word and gives it a very precise meaning in the context of systems of linear equations.

### Definition ESYS Equivalent Systems

Two systems of linear equations are **equivalent** if their solution sets are equal.  $\triangle$

Notice here that the two systems of equations could *look* very different (i.e. not be equal), but still have equal solution sets, and we would then call the systems equivalent. Two linear equations in two variables might be plotted as two lines that intersect in a single point. A different system, with three equations in two variables might have a plot that is three lines, all intersecting at a common point, with this common point identical to the intersection point for the first system. By our definition, we could then say these two very different looking systems of equations are equivalent, since they have identical solution sets. It is really like a weaker form of equality, where we allow the systems to be different in some respects, but we use the term equivalent to highlight the situation when their solution sets are equal.

With this definition, we can begin to describe our strategy for solving linear systems. Given a system of linear equations that looks difficult to solve, we would like to have an *equivalent* system that is easy to solve. Since the systems will have equal solution sets, we can solve the “easy” system and get the solution set to the “difficult” system. Here come the tools for making this strategy viable.

### Definition EO Equation Operations

Given a system of linear equations, the following three operations will transform the system into a different one, and each operation is known as an **equation operation**.

1. Swap the locations of two equations in the list of equations.
2. Multiply each term of an equation by a nonzero quantity.
3. Multiply each term of one equation by some quantity, and add these terms to a second equation, on both sides of the equality. Leave the first equation the same after this operation, but replace the second equation by the new one.

△

These descriptions might seem a bit vague, but the proof or the examples that follow should make it clear what is meant by each. We will shortly prove a key theorem about equation operations and solutions to linear systems of equations. We are about to give a rather involved proof, so a discussion about just what a theorem really is would be timely. Head back and read Technique T [664]. In the theorem we are about to prove, the conclusion is that two systems are equivalent. By Definition ESYS [11] this translates to requiring that solution sets be equal for the two systems. So we are being asked to show *that two sets are equal*. How do we do this? Well, there is a very standard technique, and we will use it repeatedly through the course. If you have not done so already, head to Section SET [659] and familiarize yourself with sets, their operations, and especially the notion of set equality, Definition SE [660] and the nearby discussion about its use.

### Theorem EOPSS

#### Equation Operations Preserve Solution Sets

If we apply one of the three equation operations of Definition EO [11] to a system of linear equations (Definition SLE [9]), then the original system and the transformed system are equivalent. □

**Proof** We take each equation operation in turn and show that the solution sets of the two systems are equal, using the definition of set equality (Definition SE [660]).

1. It will not be our habit in proofs to resort to saying statements are “obvious,” but in this case, it should be. There is nothing about the *order* in which we write linear equations that affects their solutions, so the solution set will be equal if the systems only differ by a rearrangement of the order of the equations.
2. Suppose  $\alpha \neq 0$  is a number. Let’s choose to multiply the terms of equation  $i$  by  $\alpha$  to build the new system of equations,

$$\begin{aligned}
 a_{11}x_1 + a_{12}x_2 + a_{13}x_3 + \cdots + a_{1n}x_n &= b_1 \\
 a_{21}x_1 + a_{22}x_2 + a_{23}x_3 + \cdots + a_{2n}x_n &= b_2 \\
 a_{31}x_1 + a_{32}x_2 + a_{33}x_3 + \cdots + a_{3n}x_n &= b_3 \\
 &\vdots \\
 \alpha a_{i1}x_1 + \alpha a_{i2}x_2 + \alpha a_{i3}x_3 + \cdots + \alpha a_{in}x_n &= \alpha b_i \\
 &\vdots \\
 a_{m1}x_1 + a_{m2}x_2 + a_{m3}x_3 + \cdots + a_{mn}x_n &= b_m
 \end{aligned}$$

Let  $S$  denote the solutions to the system in the statement of the theorem, and let  $T$  denote the solutions to the transformed system.

- (a) Show  $S \subseteq T$ . Suppose  $(x_1, x_2, x_3, \dots, x_n) = (\beta_1, \beta_2, \beta_3, \dots, \beta_n) \in S$  is a solution to the original system. Ignoring the  $i$ -th equation for a moment, we know it makes all the other equations of the transformed system true. We also know that

$$a_{i1}\beta_1 + a_{i2}\beta_2 + a_{i3}\beta_3 + \cdots + a_{in}\beta_n = b_i$$

which we can multiply by  $\alpha$  to get

$$\alpha a_{i1}\beta_1 + \alpha a_{i2}\beta_2 + \alpha a_{i3}\beta_3 + \cdots + \alpha a_{in}\beta_n = \alpha b_i$$

This says that the  $i$ -th equation of the transformed system is also true, so we have established that  $(\beta_1, \beta_2, \beta_3, \dots, \beta_n) \in T$ , and therefore  $S \subseteq T$ .

- (b) Now show  $T \subseteq S$ . Suppose  $(x_1, x_2, x_3, \dots, x_n) = (\beta_1, \beta_2, \beta_3, \dots, \beta_n) \in T$  is a solution to the transformed system. Ignoring the  $i$ -th equation for a moment, we know it makes all the other equations of the original system true. We also know that

$$\alpha a_{i1}\beta_1 + \alpha a_{i2}\beta_2 + \alpha a_{i3}\beta_3 + \cdots + \alpha a_{in}\beta_n = \alpha b_i$$



which we can multiply by  $\frac{1}{\alpha}$ , since  $\alpha \neq 0$ , to get

$$a_{i1}\beta_1 + a_{i2}\beta_2 + a_{i3}\beta_3 + \cdots + a_{in}\beta_n = b_i$$

This says that the  $i$ -th equation of the original system is also true, so we have established that  $(\beta_1, \beta_2, \beta_3, \dots, \beta_n) \in S$ , and therefore  $T \subseteq S$ . Locate the key point where we required that  $\alpha \neq 0$ , and consider what would happen if  $\alpha = 0$ .

3. Suppose  $\alpha$  is a number. Let's choose to multiply the terms of equation  $i$  by  $\alpha$  and add them to equation  $j$  in order to build the new system of equations,

$$\begin{aligned} a_{11}x_1 + a_{12}x_2 + \cdots + a_{1n}x_n &= b_1 \\ a_{21}x_1 + a_{22}x_2 + \cdots + a_{2n}x_n &= b_2 \\ a_{31}x_1 + a_{32}x_2 + \cdots + a_{3n}x_n &= b_3 \\ &\vdots \\ (\alpha a_{i1} + a_{j1})x_1 + (\alpha a_{i2} + a_{j2})x_2 + \cdots + (\alpha a_{in} + a_{jn})x_n &= \alpha b_i + b_j \\ &\vdots \\ a_{m1}x_1 + a_{m2}x_2 + \cdots + a_{mn}x_n &= b_m \end{aligned}$$

Let  $S$  denote the solutions to the system in the statement of the theorem, and let  $T$  denote the solutions to the transformed system.

- (a) Show  $S \subseteq T$ . Suppose  $(x_1, x_2, x_3, \dots, x_n) = (\beta_1, \beta_2, \beta_3, \dots, \beta_n) \in S$  is a solution to the original system. Ignoring the  $j$ -th equation for a moment, we know this solution makes all the other equations of the transformed system true. Using the fact that the solution makes the  $i$ -th and  $j$ -th equations of the original system true, we find

$$\begin{aligned} (\alpha a_{i1} + a_{j1})\beta_1 + (\alpha a_{i2} + a_{j2})\beta_2 + \cdots + (\alpha a_{in} + a_{jn})\beta_n \\ &= (\alpha a_{i1}\beta_1 + \alpha a_{i2}\beta_2 + \cdots + \alpha a_{in}\beta_n) + (a_{j1}\beta_1 + a_{j2}\beta_2 + \cdots + a_{jn}\beta_n) \\ &= \alpha(a_{i1}\beta_1 + a_{i2}\beta_2 + \cdots + a_{in}\beta_n) + (a_{j1}\beta_1 + a_{j2}\beta_2 + \cdots + a_{jn}\beta_n) \\ &= \alpha b_i + b_j. \end{aligned}$$

This says that the  $j$ -th equation of the transformed system is also true, so we have established that  $(\beta_1, \beta_2, \beta_3, \dots, \beta_n) \in T$ , and therefore  $S \subseteq T$ .

- (b) Now show  $T \subseteq S$ . Suppose  $(x_1, x_2, x_3, \dots, x_n) = (\beta_1, \beta_2, \beta_3, \dots, \beta_n) \in T$  is a solution to the transformed system. Ignoring the  $j$ -th equation for a moment, we know it makes all the other equations of the original system true. We then find

$$\begin{aligned} a_{j1}\beta_1 + a_{j2}\beta_2 + \cdots + a_{jn}\beta_n \\ &= a_{j1}\beta_1 + a_{j2}\beta_2 + \cdots + a_{jn}\beta_n + \alpha b_i - \alpha b_i \\ &= a_{j1}\beta_1 + a_{j2}\beta_2 + \cdots + a_{jn}\beta_n + (\alpha a_{i1}\beta_1 + \alpha a_{i2}\beta_2 + \cdots + \alpha a_{in}\beta_n) - \alpha b_i \\ &= a_{j1}\beta_1 + \alpha a_{i1}\beta_1 + a_{j2}\beta_2 + \alpha a_{i2}\beta_2 + \cdots + a_{jn}\beta_n + \alpha a_{in}\beta_n - \alpha b_i \\ &= (\alpha a_{i1} + a_{j1})\beta_1 + (\alpha a_{i2} + a_{j2})\beta_2 + \cdots + (\alpha a_{in} + a_{jn})\beta_n - \alpha b_i \\ &= \alpha b_i + b_j - \alpha b_i \\ &= b_j \end{aligned}$$

This says that the  $j$ -th equation of the original system is also true, so we have established that  $(\beta_1, \beta_2, \beta_3, \dots, \beta_n) \in S$ , and therefore  $T \subseteq S$ .

Why didn't we need to require that  $\alpha \neq 0$  for this row operation? In other words, how does the third statement of the theorem read when  $\alpha = 0$ ? Does our proof require some extra care when  $\alpha = 0$ ? Compare your answers with the similar situation for the second row operation. (See Exercise SSLE.T20 [18].)



Theorem EOPSS [12] is the necessary tool to complete our strategy for solving systems of equations. We will use equation operations to move from one system to another, all the while keeping the solution set the same. With the right sequence of operations, we will arrive at a simpler equation to solve. The next two examples illustrate this idea, while saving some of the details for later.

### Example US

#### Three equations, one solution

We solve the following system by a sequence of equation operations.

$$\begin{aligned}x_1 + 2x_2 + 2x_3 &= 4 \\x_1 + 3x_2 + 3x_3 &= 5 \\2x_1 + 6x_2 + 5x_3 &= 6\end{aligned}$$

$\alpha = -1$  times equation 1, add to equation 2:

$$\begin{aligned}x_1 + 2x_2 + 2x_3 &= 4 \\0x_1 + 1x_2 + 1x_3 &= 1 \\2x_1 + 6x_2 + 5x_3 &= 6\end{aligned}$$

$\alpha = -2$  times equation 1, add to equation 3:

$$\begin{aligned}x_1 + 2x_2 + 2x_3 &= 4 \\0x_1 + 1x_2 + 1x_3 &= 1 \\0x_1 + 2x_2 + 1x_3 &= -2\end{aligned}$$

$\alpha = -2$  times equation 2, add to equation 3:

$$\begin{aligned}x_1 + 2x_2 + 2x_3 &= 4 \\0x_1 + 1x_2 + 1x_3 &= 1 \\0x_1 + 0x_2 - 1x_3 &= -4\end{aligned}$$

$\alpha = -1$  times equation 3:

$$\begin{aligned}x_1 + 2x_2 + 2x_3 &= 4 \\0x_1 + 1x_2 + 1x_3 &= 1 \\0x_1 + 0x_2 + 1x_3 &= 4\end{aligned}$$

which can be written more clearly as

$$\begin{aligned}x_1 + 2x_2 + 2x_3 &= 4 \\x_2 + x_3 &= 1 \\x_3 &= 4\end{aligned}$$

This is now a very easy system of equations to solve. The third equation requires that  $x_3 = 4$  to be true. Making this substitution into equation 2 we arrive at  $x_2 = -3$ , and finally, substituting these values of  $x_2$  and  $x_3$  into the first equation, we find that  $x_1 = 2$ . Note too that this is the only solution to this final system of equations, since we were forced to choose these values to make the equations true. Since we performed equation operations on each system to obtain the next one in the list, all of the systems listed here are all equivalent to each other by Theorem EOPSS [12].

Thus  $(x_1, x_2, x_3) = (2, -3, 4)$  is the unique solution to the *original* system of equations (and all of the other intermediate systems of equations listed as we transformed one into another).  $\square$

### Example IS

#### Three equations, infinitely many solutions

The following system of equations made an appearance earlier in this section (Example NSE [10]), where we listed *one* of its solutions. Now, we will try to find all of the solutions to this system. Don't concern yourself too much about why we choose this particular sequence of equation operations, just believe that the work we do is all correct.

$$\begin{aligned}x_1 + 2x_2 + 0x_3 + x_4 &= 7 \\x_1 + x_2 + x_3 - x_4 &= 3 \\3x_1 + x_2 + 5x_3 - 7x_4 &= 1\end{aligned}$$

$\alpha = -1$  times equation 1, add to equation 2:

$$\begin{aligned}x_1 + 2x_2 + 0x_3 + x_4 &= 7 \\0x_1 - x_2 + x_3 - 2x_4 &= -4 \\3x_1 + x_2 + 5x_3 - 7x_4 &= 1\end{aligned}$$

$\alpha = -3$  times equation 1, add to equation 3:

$$\begin{aligned}x_1 + 2x_2 + 0x_3 + x_4 &= 7 \\0x_1 - x_2 + x_3 - 2x_4 &= -4 \\0x_1 - 5x_2 + 5x_3 - 10x_4 &= -20\end{aligned}$$

$\alpha = -5$  times equation 2, add to equation 3:

$$\begin{aligned}x_1 + 2x_2 + 0x_3 + x_4 &= 7 \\0x_1 - x_2 + x_3 - 2x_4 &= -4 \\0x_1 + 0x_2 + 0x_3 + 0x_4 &= 0\end{aligned}$$

$\alpha = -1$  times equation 2:

$$\begin{aligned}x_1 + 2x_2 + 0x_3 + x_4 &= 7 \\0x_1 + x_2 - x_3 + 2x_4 &= 4 \\0x_1 + 0x_2 + 0x_3 + 0x_4 &= 0\end{aligned}$$

$\alpha = -2$  times equation 2, add to equation 1:

$$\begin{aligned}x_1 + 0x_2 + 2x_3 - 3x_4 &= -1 \\0x_1 + x_2 - x_3 + 2x_4 &= 4 \\0x_1 + 0x_2 + 0x_3 + 0x_4 &= 0\end{aligned}$$

which can be written more clearly as

$$\begin{aligned}x_1 + 2x_3 - 3x_4 &= -1 \\x_2 - x_3 + 2x_4 &= 4 \\0 &= 0\end{aligned}$$

What does the equation  $0 = 0$  mean? We can choose *any* values for  $x_1, x_2, x_3, x_4$  and this equation will be true, so we only need to consider further the first two equations, since the third is true no

matter what. We can analyze the second equation without consideration of the variable  $x_1$ . It would appear that there is considerable latitude in how we can choose  $x_2, x_3, x_4$  and make this equation true. Let's choose  $x_3$  and  $x_4$  to be *anything* we please, say  $x_3 = a$  and  $x_4 = b$ .

Now we can take these arbitrary values for  $x_3$  and  $x_4$ , substitute them in equation 1, to obtain

$$\begin{aligned}x_1 + 2a - 3b &= -1 \\x_1 &= -1 - 2a + 3b\end{aligned}$$

Similarly, equation 2 becomes

$$\begin{aligned}x_2 - a + 2b &= 4 \\x_2 &= 4 + a - 2b\end{aligned}$$

So our arbitrary choices of values for  $x_3$  and  $x_4$  ( $a$  and  $b$ ) translate into specific values of  $x_1$  and  $x_2$ . The lone solution given in Example NSE [10] was obtained by choosing  $a = 2$  and  $b = 1$ . Now we can easily and quickly find many more (infinitely more). Suppose we choose  $a = 5$  and  $b = -2$ , then we compute

$$\begin{aligned}x_1 &= -1 - 2(5) + 3(-2) = -17 \\x_2 &= 4 + 5 - 2(-2) = 13\end{aligned}$$

and you can verify that  $(x_1, x_2, x_3, x_4) = (-17, 13, 5, -2)$  makes all three equations true. The entire solution set is written as

$$S = \{(-1 - 2a + 3b, 4 + a - 2b, a, b) \mid a \in \mathbb{C}, b \in \mathbb{C}\}$$

It would be instructive to finish off your study of this example by taking the general form of the solutions given in this set and substituting them into each of the three equations and verify that they are true in each case (Exercise SSLE.M40 [18]).  $\square$

In the next section we will describe how to use equation operations to systematically solve any system of linear equations. But first, read one of our more important pieces of advice about speaking and writing mathematics. See Technique L [664].

Before attacking the exercises in this section, it will be helpful to read some advice on getting started on the construction of a proof. See Technique GS [665].

## Subsection READ

### Reading Questions

---

1. How many solutions does the system of equations  $3x + 2y = 4$ ,  $6x + 4y = 8$  have? Explain your answer.
2. How many solutions does the system of equations  $3x + 2y = 4$ ,  $6x + 4y = -2$  have? Explain your answer.
3. What do we mean when we say mathematics is a language?

## Subsection EXC

### Exercises

---

**C10** Find a solution to the system in Example IS [15] where  $x_3 = 6$  and  $x_4 = 2$ . Find two other solutions to the system. Find a solution where  $x_1 = -17$  and  $x_2 = 14$ . How many possible answers are there to each of these questions?

Contributed by Robert Beezer

**C20** Each archetype (Appendix A [674]) that is a system of equations begins by listing some specific solutions. Verify the specific solutions listed in the following archetypes by evaluating the system of equations with the solutions listed.

Archetype A [678]

Archetype B [682]

Archetype C [687]

Archetype D [691]

Archetype E [695]

Archetype F [698]

Archetype G [703]

Archetype H [707]

Archetype I [711]

Archetype J [715]

Contributed by Robert Beezer

**C50** A three-digit number has two properties. The tens-digit and the ones-digit add up to 5. If the number is written with the digits in the reverse order, and then subtracted from the original number, the result is 792. Use a system of equations to find all of the three-digit numbers with these properties.

Contributed by Robert Beezer    Solution [19]

**C51** Find all of the six-digit numbers in which the first digit is one less than the second, the third digit is half the second, the fourth digit is three times the third and the last two digits form a number that equals the sum of the fourth and fifth. The sum of all the digits is 24. (From *The MENSA Puzzle Calendar* for January 9, 2006.)

Contributed by Robert Beezer    Solution [19]

**C52** Driving along, Terry notices that the last four digits on his car's odometer are palindromic. A mile later, the last five digits are palindromic. After driving another mile, the middle four digits are palindromic. One more mile, and all six are palindromic. What was the odometer reading when Terry first looked at it? Form a linear system of equations that expresses the requirements of this puzzle. (*Car Talk* Puzzler, National Public Radio, Week of January 21, 2008) (A car odometer displays six digits and a sequence is a **palindrome** if it reads the same left-to-right as right-to-left.)

Contributed by Robert Beezer    Solution [20]

**M10** Each sentence below has at least two meanings. Identify the source of the double meaning, and rewrite the sentence (at least twice) to clearly convey each meaning.

1. They are baking potatoes.
2. He bought many ripe pears and apricots.
3. She likes his sculpture.
4. I decided on the bus.

Contributed by Robert Beezer    Solution [20]

**M11** Discuss the difference in meaning of each of the following three almost identical sentences, which all have the same grammatical structure. (These are due to Keith Devlin.)

1. She saw him in the park with a dog.
2. She saw him in the park with a fountain.
3. She saw him in the park with a telescope.

Contributed by Robert Beezer Solution [20]

**M12** The following sentence, due to Noam Chomsky, has a correct grammatical structure, but is meaningless. Critique its faults. “Colorless green ideas sleep furiously.” (Chomsky, Noam. *Syntactic Structures*, The Hague/Paris: Mouton, 1957. p. 15.)

Contributed by Robert Beezer Solution [20]

**M13** Read the following sentence and form a mental picture of the situation.

The baby cried and the mother picked it up.

What *assumptions* did you make about the situation?

Contributed by Robert Beezer Solution [20]

**M30** This problem appears in a middle-school mathematics textbook: Together Dan and Diane have \$20. Together Diane and Donna have \$15. How much do the three of them have in total? (*Transition Mathematics*, Second Edition, Scott Foresman Addison Wesley, 1998. Problem 5–1.19.)

Contributed by David Beezer Solution [20]

**M40** Solutions to the system in Example IS [15] are given as

$$(x_1, x_2, x_3, x_4) = (-1 - 2a + 3b, 4 + a - 2b, a, b)$$

Evaluate the three equations of the original system with these expressions in  $a$  and  $b$  and verify that each equation is true, no matter what values are chosen for  $a$  and  $b$ .

Contributed by Robert Beezer

**M70** We have seen in this section that systems of linear equations have limited possibilities for solution sets, and we will shortly prove Theorem PSSLS [53] that describes these possibilities exactly. This exercise will show that if we relax the requirement that our equations be linear, then the possibilities expand greatly. Consider a system of two equations in the two variables  $x$  and  $y$ , where the departure from linearity involves simply squaring the variables.

$$\begin{aligned}x^2 - y^2 &= 1 \\x^2 + y^2 &= 4\end{aligned}$$

After solving this system of *non-linear* equations, replace the second equation in turn by  $x^2 + 2x + y^2 = 3$ ,  $x^2 + y^2 = 1$ ,  $x^2 - x + y^2 = 0$ ,  $4x^2 + 4y^2 = 1$  and solve each resulting system of two equations in two variables.

Contributed by Robert Beezer Solution [20]

**T10** Technique D [663] asks you to formulate a definition of what it means for a whole number to be odd. What is your definition? (Don’t say “the opposite of even.”) Is 6 odd? Is 11 odd? Justify your answers by using your definition.

Contributed by Robert Beezer Solution [21]

**T20** Explain why the second equation operation in Definition EO [11] requires that the scalar be nonzero, while in the third equation operation this restriction on the scalar is not present.

Contributed by Robert Beezer Solution [21]

## Subsection SOL Solutions

**C50** Contributed by Robert Beezer Statement [17]

Let  $a$  be the hundreds digit,  $b$  the tens digit, and  $c$  the ones digit. Then the first condition says that  $b + c = 5$ . The original number is  $100a + 10b + c$ , while the reversed number is  $100c + 10b + a$ . So the second condition is

$$792 = (100a + 10b + c) - (100c + 10b + a) = 99a - 99c$$

So we arrive at the system of equations

$$\begin{aligned} b + c &= 5 \\ 99a - 99c &= 792 \end{aligned}$$

Using equation operations, we arrive at the equivalent system

$$\begin{aligned} a - c &= 8 \\ b + c &= 5 \end{aligned}$$

We can vary  $c$  and obtain infinitely many solutions. However,  $c$  must be a digit, restricting us to ten values (0 – 9). Furthermore, if  $c > 1$ , then the first equation forces  $a > 9$ , an impossibility. Setting  $c = 0$ , yields 850 as a solution, and setting  $c = 1$  yields 941 as another solution.

**C51** Contributed by Robert Beezer Statement [17]

Let  $abcdef$  denote any such six-digit number and convert each requirement in the problem statement into an equation.

$$\begin{aligned} a &= b - 1 \\ c &= \frac{1}{2}b \\ d &= 3c \\ 10 * e + f &= d + e \\ 24 &= a + b + c + d + e + f \end{aligned}$$

In a more standard form this becomes

$$\begin{aligned} a - b &= -1 \\ -b + 2c &= 0 \\ -3c + d &= 0 \\ -d + 9e + f &= 0 \\ a + b + c + d + e + f &= 24 \end{aligned}$$

Using equation operations (or the techniques of the upcoming Section RREF [22]), this system can be converted to the equivalent system

$$\begin{aligned} a + \frac{16}{75}f &= 5 \\ b + \frac{16}{75}f &= 6 \\ c + \frac{8}{75}f &= 3 \\ d + \frac{8}{25}f &= 9 \\ e + \frac{11}{75}f &= 1 \end{aligned}$$

Clearly, choosing  $f = 0$  will yield the solution  $abcde = 563910$ . Furthermore, to have the variables result in single-digit numbers, none of the other choices for  $f$  (1, 2, . . . , 9) will yield a solution.

**C52** Contributed by Robert Beezer Statement [17]  
198888 is one solution, and David Braithwaite found 199999 as another.

**M10** Contributed by Robert Beezer Statement [17]

1. Is “baking” a verb or an adjective?  
Potatoes are being baked.  
Those are baking potatoes.
2. Are the apricots ripe, or just the pears? Parentheses could indicate just what the adjective “ripe” is meant to modify. Were there many apricots as well, or just many pears?  
He bought many pears and many ripe apricots.  
He bought apricots and many ripe pears.
3. Is “sculpture” a single physical object, or the sculptor’s style expressed over many pieces and many years?  
She likes his sculpture of the girl.  
She likes his sculptural style.
4. Was a decision made while in the bus, or was the outcome of a decision to choose the bus.  
Would the sentence “I decided on the car,” have a similar double meaning?  
I made my decision while on the bus.  
I decided to ride the bus.

**M11** Contributed by Robert Beezer Statement [18]

We know the dog belongs to the man, and the fountain belongs to the park. It is not clear if the telescope belongs to the man, the woman, or the park.

**M12** Contributed by Robert Beezer Statement [18]

In adjacent pairs the words are contradictory or inappropriate. Something cannot be both green and colorless, ideas do not have color, ideas do not sleep, and it is hard to sleep furiously.

**M13** Contributed by Robert Beezer Statement [18]

Did you assume that the baby and mother are human?

Did you assume that the baby is the child of the mother?

Did you assume that the mother picked up the baby as an attempt to stop the crying?

**M30** Contributed by Robert Beezer Statement [18]

If  $x$ ,  $y$  and  $z$  represent the money held by Dan, Diane and Donna, then  $y = 15 - z$  and  $x = 20 - y = 20 - (15 - z) = 5 + z$ . We can let  $z$  take on any value from 0 to 15 without any of the three amounts being negative, since presumably middle-schoolers are too young to assume debt.

Then the total capital held by the three is  $x + y + z = (5 + z) + (15 - z) + z = 20 + z$ . So their combined holdings can range anywhere from \$20 (Donna is broke) to \$35 (Donna is flush).

We will have more to say about this situation in Section TSS [48], and specifically Theorem CMVEI [54].

**M70** Contributed by Robert Beezer Statement [18]

The equation  $x^2 - y^2 = 1$  has a solution set by itself that has the shape of a hyperbola when plotted. The five different second equations have solution sets that are circles when plotted individually. Where the hyperbola and circle intersect are the solutions to the system of two equations. As the size and location of the circle varies, the number of intersections varies from four to none (in the order given). Sketching the relevant equations would be instructive, as was discussed in Example STNE [9].



The exact solution sets are (according to the choice of the second equation),

$$\begin{aligned}
 x^2 + y^2 = 4 : & \quad \left\{ \left( \sqrt{\frac{5}{2}}, \sqrt{\frac{3}{2}} \right), \left( -\sqrt{\frac{5}{2}}, \sqrt{\frac{3}{2}} \right), \left( \sqrt{\frac{5}{2}}, -\sqrt{\frac{3}{2}} \right), \left( -\sqrt{\frac{5}{2}}, -\sqrt{\frac{3}{2}} \right) \right\} \\
 x^2 + 2x + y^2 = 3 : & \quad \left\{ (1, 0), (-2, \sqrt{3}), (-2, -\sqrt{3}) \right\} \\
 x^2 + y^2 = 1 : & \quad \{(1, 0), (-1, 0)\} \\
 x^2 - x + y^2 = 0 : & \quad \{(1, 0)\} \\
 4x^2 + 4y^2 = 1 : & \quad \{\}
 \end{aligned}$$

**T10** Contributed by Robert Beezer Statement [18]

We can say that an integer is **odd** if when it is divided by 2 there is a remainder of 1. So 6 is not odd since  $6 = 3 \times 2 + 0$ , while 11 is odd since  $11 = 5 \times 2 + 1$ .

**T20** Contributed by Robert Beezer Statement [18]

Definition EO [11] is engineered to make Theorem EOPSS [12] true. If we were to allow a zero scalar to multiply an equation then that equation would be transformed to the equation  $0 = 0$ , which is true for any possible values of the variables. Any restrictions on the solution set imposed by the original equation would be lost.

However, in the third operation, it is allowed to choose a zero scalar, multiply an equation by this scalar and add the transformed equation to a second equation (leaving the first unchanged). The result? Nothing. The second equation is the same as it was before. So the theorem is true in this case, the two systems are equivalent. But in practice, this would be a silly thing to actually ever do! We still allow it though, in order to keep our theorem as general as possible.

Notice the location in the proof of Theorem EOPSS [12] where the expression  $\frac{1}{\alpha}$  appears — this explains the prohibition on  $\alpha = 0$  in the second equation operation.

## Section RREF

### Reduced Row-Echelon Form

After solving a few systems of equations, you will recognize that it doesn't matter so much *what* we call our variables, as opposed to what numbers act as their coefficients. A system in the variables  $x_1, x_2, x_3$  would behave the same if we changed the names of the variables to  $a, b, c$  and kept all the constants the same and in the same places. In this section, we will isolate the key bits of information about a system of equations into something called a matrix, and then use this matrix to systematically solve the equations. Along the way we will obtain one of our most important and useful computational tools.

### Subsection MVNSE

#### Matrix and Vector Notation for Systems of Equations

#### Definition M

##### Matrix

An  $m \times n$  **matrix** is a rectangular layout of numbers from  $\mathbb{C}$  having  $m$  rows and  $n$  columns. We will use upper-case Latin letters from the start of the alphabet ( $A, B, C, \dots$ ) to denote matrices and squared-off brackets to delimit the layout. Many use large parentheses instead of brackets — the distinction is not important. Rows of a matrix will be referenced starting at the top and working down (i.e. row 1 is at the top) and columns will be referenced starting from the left (i.e. column 1 is at the left). For a matrix  $A$ , the notation  $[A]_{ij}$  will refer to the complex number in row  $i$  and column  $j$  of  $A$ .

(This definition contains Notation M.)

(This definition contains Notation MC.)

△

Be careful with this notation for individual entries, since it is easy to think that  $[A]_{ij}$  refers to the *whole* matrix. It does not. It is just a *number*, but is a convenient way to talk about the individual entries simultaneously. This notation will get a heavy workout once we get to Chapter M [178].

#### Example AM

##### A matrix

$$B = \begin{bmatrix} -1 & 2 & 5 & 3 \\ 1 & 0 & -6 & 1 \\ -4 & 2 & 2 & -2 \end{bmatrix}$$

is a matrix with  $m = 3$  rows and  $n = 4$  columns. We can say that  $[B]_{2,3} = -6$  while  $[B]_{3,4} = -2$ .

⊠

Some mathematical software is very particular about which types of numbers (integers, rationals, reals, complexes) you wish to work with. See: Computation R.SAGE [650]. A calculator or computer language can be a convenient way to perform calculations with matrices. But first you have to enter the matrix. See: Computation ME.MMA [644] Computation ME.TI86 [648] Computation ME.TI83 [649] Computation ME.SAGE [651]. When we do equation operations on system of equations, the names of the variables really aren't very important.  $x_1, x_2, x_3$ , or  $a, b, c$ , or  $x, y, z$ , it really doesn't matter. In this subsection we will describe some notation that will make it easier to describe linear systems, solve the systems and describe the solution sets. Here is a list of definitions, laden with notation.

#### Definition CV

##### Column Vector

A **column vector** of **size**  $m$  is an ordered list of  $m$  numbers, which is written in order vertically,

starting at the top and proceeding to the bottom. At times, we will refer to a column vector as simply a **vector**. Column vectors will be written in bold, usually with lower case Latin letter from the end of the alphabet such as **u**, **v**, **w**, **x**, **y**, **z**. Some books like to write vectors with arrows, such as  $\vec{u}$ . Writing by hand, some like to put arrows on top of the symbol, or a tilde underneath the symbol, as in  $\tilde{u}$ . To refer to the **entry** or **component** that is number  $i$  in the list that is the vector **v** we write  $[\mathbf{v}]_i$ .

(This definition contains Notation CV.)

(This definition contains Notation CVC.)

△

Be careful with this notation. While the symbols  $[\mathbf{v}]_i$  might look somewhat substantial, as an object this represents just one component of a vector, which is just a single complex number.

### Definition ZCV Zero Column Vector

The **zero vector** of size  $m$  is the column vector of size  $m$  where each entry is the number zero,

$$\mathbf{0} = \begin{bmatrix} 0 \\ 0 \\ 0 \\ \vdots \\ 0 \end{bmatrix}$$

or defined much more compactly,  $[\mathbf{0}]_i = 0$  for  $1 \leq i \leq m$ .

(This definition contains Notation ZCV.)

△

### Definition CM Coefficient Matrix

For a system of linear equations,

$$\begin{aligned} a_{11}x_1 + a_{12}x_2 + a_{13}x_3 + \cdots + a_{1n}x_n &= b_1 \\ a_{21}x_1 + a_{22}x_2 + a_{23}x_3 + \cdots + a_{2n}x_n &= b_2 \\ a_{31}x_1 + a_{32}x_2 + a_{33}x_3 + \cdots + a_{3n}x_n &= b_3 \\ &\vdots \\ a_{m1}x_1 + a_{m2}x_2 + a_{m3}x_3 + \cdots + a_{mn}x_n &= b_m \end{aligned}$$

the **coefficient matrix** is the  $m \times n$  matrix

$$A = \begin{bmatrix} a_{11} & a_{12} & a_{13} & \cdots & a_{1n} \\ a_{21} & a_{22} & a_{23} & \cdots & a_{2n} \\ a_{31} & a_{32} & a_{33} & \cdots & a_{3n} \\ \vdots & & & & \\ a_{m1} & a_{m2} & a_{m3} & \cdots & a_{mn} \end{bmatrix}$$

△

### Definition VOC Vector of Constants

For a system of linear equations,

$$\begin{aligned} a_{11}x_1 + a_{12}x_2 + a_{13}x_3 + \cdots + a_{1n}x_n &= b_1 \\ a_{21}x_1 + a_{22}x_2 + a_{23}x_3 + \cdots + a_{2n}x_n &= b_2 \\ a_{31}x_1 + a_{32}x_2 + a_{33}x_3 + \cdots + a_{3n}x_n &= b_3 \\ &\vdots \\ a_{m1}x_1 + a_{m2}x_2 + a_{m3}x_3 + \cdots + a_{mn}x_n &= b_m \end{aligned}$$

the **vector of constants** is the column vector of size  $m$

$$\mathbf{b} = \begin{bmatrix} b_1 \\ b_2 \\ b_3 \\ \vdots \\ b_m \end{bmatrix}$$

△

### Definition SOLV

#### Solution Vector

For a system of linear equations,

$$\begin{aligned} a_{11}x_1 + a_{12}x_2 + a_{13}x_3 + \cdots + a_{1n}x_n &= b_1 \\ a_{21}x_1 + a_{22}x_2 + a_{23}x_3 + \cdots + a_{2n}x_n &= b_2 \\ a_{31}x_1 + a_{32}x_2 + a_{33}x_3 + \cdots + a_{3n}x_n &= b_3 \\ &\vdots \\ a_{m1}x_1 + a_{m2}x_2 + a_{m3}x_3 + \cdots + a_{mn}x_n &= b_m \end{aligned}$$

the **solution vector** is the column vector of size  $n$

$$\mathbf{x} = \begin{bmatrix} x_1 \\ x_2 \\ x_3 \\ \vdots \\ x_n \end{bmatrix}$$

△

The solution vector may do double-duty on occasion. It might refer to a list of variable quantities at one point, and subsequently refer to values of those variables that actually form a particular solution to that system.

### Definition MRLS

#### Matrix Representation of a Linear System

If  $A$  is the coefficient matrix of a system of linear equations and  $\mathbf{b}$  is the vector of constants, then we will write  $\mathcal{LS}(A, \mathbf{b})$  as a shorthand expression for the system of linear equations, which we will refer to as the **matrix representation** of the linear system.

(This definition contains Notation MRLS.)

△

### Example NSLE

#### Notation for systems of linear equations

The system of linear equations

$$\begin{aligned} 2x_1 + 4x_2 - 3x_3 + 5x_4 + x_5 &= 9 \\ 3x_1 + x_2 + x_4 - 3x_5 &= 0 \\ -2x_1 + 7x_2 - 5x_3 + 2x_4 + 2x_5 &= -3 \end{aligned}$$

has coefficient matrix

$$A = \begin{bmatrix} 2 & 4 & -3 & 5 & 1 \\ 3 & 1 & 0 & 1 & -3 \\ -2 & 7 & -5 & 2 & 2 \end{bmatrix}$$

and vector of constants

$$\mathbf{b} = \begin{bmatrix} 9 \\ 0 \\ -3 \end{bmatrix}$$

and so will be referenced as  $\mathcal{LS}(A, \mathbf{b})$ . ☒

### Definition AM

#### Augmented Matrix

Suppose we have a system of  $m$  equations in  $n$  variables, with coefficient matrix  $A$  and vector of constants  $\mathbf{b}$ . Then the **augmented matrix** of the system of equations is the  $m \times (n + 1)$  matrix whose first  $n$  columns are the columns of  $A$  and whose last column (number  $n + 1$ ) is the column vector  $\mathbf{b}$ . This matrix will be written as  $[A \mid \mathbf{b}]$ .

(This definition contains Notation AM.) △

The augmented matrix *represents* all the important information in the system of equations, since the names of the variables have been ignored, and the only connection with the variables is the location of their coefficients in the matrix. It is important to realize that the augmented matrix is just that, a matrix, and *not* a system of equations. In particular, the augmented matrix does not have any “solutions,” though it will be useful for finding solutions to the system of equations that it is associated with. (Think about your objects, and review Technique L [664].) However, notice that an augmented matrix always belongs to some system of equations, and vice versa, so it is tempting to try and blur the distinction between the two. Here’s a quick example.

### Example AMAA

#### Augmented matrix for Archetype A

Archetype A [678] is the following system of 3 equations in 3 variables.

$$\begin{aligned}x_1 - x_2 + 2x_3 &= 1 \\2x_1 + x_2 + x_3 &= 8 \\x_1 + x_2 &= 5\end{aligned}$$

Here is its augmented matrix.

$$\left[ \begin{array}{ccc|c} 1 & -1 & 2 & 1 \\ 2 & 1 & 1 & 8 \\ 1 & 1 & 0 & 5 \end{array} \right]$$

☒

## Subsection RO

### Row Operations

---

An augmented matrix for a system of equations will save us the tedium of continually writing down the names of the variables as we solve the system. It will also release us from any dependence on the actual names of the variables. We have seen how certain operations we can perform on equations (Definition EO [11]) will preserve their solutions (Theorem EOPSS [12]). The next two definitions and the following theorem carry over these ideas to augmented matrices.

### Definition RO

#### Row Operations

The following three operations will transform an  $m \times n$  matrix into a different matrix of the same size, and each is known as a **row operation**.

1. Swap the locations of two rows.
2. Multiply each entry of a single row by a nonzero quantity.
3. Multiply each entry of one row by some quantity, and add these values to the entries in the same columns of a second row. Leave the first row the same after this operation, but replace the second row by the new values.

We will use a symbolic shorthand to describe these row operations:

1.  $R_i \leftrightarrow R_j$ : Swap the location of rows  $i$  and  $j$ .
2.  $\alpha R_i$ : Multiply row  $i$  by the nonzero scalar  $\alpha$ .
3.  $\alpha R_i + R_j$ : Multiply row  $i$  by the scalar  $\alpha$  and add to row  $j$ .

(This definition contains Notation RO.)

△

### Definition REM

#### Row-Equivalent Matrices

Two matrices,  $A$  and  $B$ , are **row-equivalent** if one can be obtained from the other by a sequence of row operations.

△

### Example TREM

#### Two row-equivalent matrices

The matrices

$$A = \begin{bmatrix} 2 & -1 & 3 & 4 \\ 5 & 2 & -2 & 3 \\ 1 & 1 & 0 & 6 \end{bmatrix} \qquad B = \begin{bmatrix} 1 & 1 & 0 & 6 \\ 3 & 0 & -2 & -9 \\ 2 & -1 & 3 & 4 \end{bmatrix}$$

are row-equivalent as can be seen from

$$\begin{bmatrix} 2 & -1 & 3 & 4 \\ 5 & 2 & -2 & 3 \\ 1 & 1 & 0 & 6 \end{bmatrix} \xrightarrow{R_1 \leftrightarrow R_3} \begin{bmatrix} 1 & 1 & 0 & 6 \\ 5 & 2 & -2 & 3 \\ 2 & -1 & 3 & 4 \end{bmatrix} \\ \xrightarrow{-2R_1 + R_2} \begin{bmatrix} 1 & 1 & 0 & 6 \\ 3 & 0 & -2 & -9 \\ 2 & -1 & 3 & 4 \end{bmatrix}$$

We can also say that any pair of these three matrices are row-equivalent.

⊠

Notice that each of the three row operations is reversible (Exercise RREF.T10 [41]), so we do not have to be careful about the distinction between “ $A$  is row-equivalent to  $B$ ” and “ $B$  is row-equivalent to  $A$ .” (Exercise RREF.T11 [41]) The preceding definitions are designed to make the following theorem possible. It says that row-equivalent matrices represent systems of linear equations that have identical solution sets.

### Theorem REMES

#### Row-Equivalent Matrices represent Equivalent Systems

Suppose that  $A$  and  $B$  are row-equivalent augmented matrices. Then the systems of linear equations that they represent are equivalent systems.

□

**Proof** If we perform a single row operation on an augmented matrix, it will have the same effect as if we did the analogous equation operation on the corresponding system of equations. By exactly the same methods as we used in the proof of Theorem EOPSS [12] we can see that each of these row operations will preserve the set of solutions for the corresponding system of equations. ■

So at this point, our strategy is to begin with a system of equations, represent it by an augmented matrix, perform row operations (which will preserve solutions for the corresponding systems) to get a “simpler” augmented matrix, convert back to a “simpler” system of equations and then solve that system, knowing that its solutions are those of the original system. Here’s a rehash of Example US [14] as an exercise in using our new tools.

### Example USR

#### Three equations, one solution, reprised

We solve the following system using augmented matrices and row operations. This is the same system of equations solved in Example US [14] using equation operations.

$$x_1 + 2x_2 + 2x_3 = 4$$

$$\begin{aligned}x_1 + 3x_2 + 3x_3 &= 5 \\2x_1 + 6x_2 + 5x_3 &= 6\end{aligned}$$

Form the augmented matrix,

$$A = \begin{bmatrix} 1 & 2 & 2 & 4 \\ 1 & 3 & 3 & 5 \\ 2 & 6 & 5 & 6 \end{bmatrix}$$

and apply row operations,

$$\begin{array}{ccc} \xrightarrow{-1R_1+R_2} & \begin{bmatrix} 1 & 2 & 2 & 4 \\ 0 & 1 & 1 & 1 \\ 2 & 6 & 5 & 6 \end{bmatrix} & \xrightarrow{-2R_1+R_3} \begin{bmatrix} 1 & 2 & 2 & 4 \\ 0 & 1 & 1 & 1 \\ 0 & 2 & 1 & -2 \end{bmatrix} \\ \xrightarrow{-2R_2+R_3} & \begin{bmatrix} 1 & 2 & 2 & 4 \\ 0 & 1 & 1 & 1 \\ 0 & 0 & -1 & -4 \end{bmatrix} & \xrightarrow{-1R_3} \begin{bmatrix} 1 & 2 & 2 & 4 \\ 0 & 1 & 1 & 1 \\ 0 & 0 & 1 & 4 \end{bmatrix} \end{array}$$

So the matrix

$$B = \begin{bmatrix} 1 & 2 & 2 & 4 \\ 0 & 1 & 1 & 1 \\ 0 & 0 & 1 & 4 \end{bmatrix}$$

is row equivalent to  $A$  and by Theorem REMES [26] the system of equations below has the same solution set as the original system of equations.

$$\begin{aligned}x_1 + 2x_2 + 2x_3 &= 4 \\x_2 + x_3 &= 1 \\x_3 &= 4\end{aligned}$$

Solving this “simpler” system is straightforward and is identical to the process in Example US [14].

□

## Subsection RREF Reduced Row-Echelon Form

The preceding example amply illustrates the definitions and theorems we have seen so far. But it still leaves two questions unanswered. Exactly what is this “simpler” form for a matrix, and just how do we get it? Here’s the answer to the first question, a definition of reduced row-echelon form.

### Definition RREF

#### Reduced Row-Echelon Form

A matrix is in **reduced row-echelon form** if it meets all of the following conditions:

1. A row where every entry is zero lies below any row that contains a nonzero entry.
2. The leftmost nonzero entry of a row is equal to 1.
3. The leftmost nonzero entry of a row is the only nonzero entry in its column.
4. Consider any two different leftmost nonzero entries, one located in row  $i$ , column  $j$  and the other located in row  $s$ , column  $t$ . If  $s > i$ , then  $t > j$ .

A row of only zero entries will be called a **zero row** and the leftmost nonzero entry of a nonzero row will be called a **leading 1**. The number of nonzero rows will be denoted by  $r$ .

A column containing a leading 1 will be called a **pivot column**. The set of column indices for all of the pivot columns will be denoted by  $D = \{d_1, d_2, d_3, \dots, d_r\}$  where  $d_1 < d_2 < d_3 < \dots < d_r$ ,

while the columns that are not pivot columns will be denoted as  $F = \{f_1, f_2, f_3, \dots, f_{n-r}\}$  where  $f_1 < f_2 < f_3 < \dots < f_{n-r}$ .

(This definition contains Notation RREFA.)

△

The principal feature of reduced row-echelon form is the pattern of leading 1's guaranteed by conditions (2) and (4), reminiscent of a flight of geese, or steps in a staircase, or water cascading down a mountain stream.

There are a number of new terms and notation introduced in this definition, which should make you suspect that this is an important definition. Given all there is to digest here, we will save the use of  $D$  and  $F$  until Section TSS [48].

### Example RREF

#### A matrix in reduced row-echelon form

The matrix  $C$  is in reduced row-echelon form.

$$C = \begin{bmatrix} 1 & -3 & 0 & 6 & 0 & 0 & -5 & 9 \\ 0 & 0 & 0 & 0 & 1 & 0 & 3 & -7 \\ 0 & 0 & 0 & 0 & 0 & 1 & 7 & 3 \\ 0 & 0 & 0 & 0 & 0 & 0 & 0 & 0 \\ 0 & 0 & 0 & 0 & 0 & 0 & 0 & 0 \end{bmatrix}$$

This matrix has two zero rows and three leading 1's.  $r = 3$ . Columns 1, 5, and 6 are pivot columns.

⊠

### Example NRREF

#### A matrix not in reduced row-echelon form

The matrix  $E$  is not in reduced row-echelon form, as it fails each of the four requirements once.

$$E = \begin{bmatrix} 1 & 0 & -3 & 0 & 6 & 0 & 7 & -5 & 9 \\ 0 & 0 & 0 & 5 & 0 & 1 & 0 & 3 & -7 \\ 0 & 0 & 0 & 0 & 0 & 0 & 0 & 0 & 0 \\ 0 & 1 & 0 & 0 & 0 & 0 & 0 & -4 & 2 \\ 0 & 0 & 0 & 0 & 0 & 0 & 1 & 7 & 3 \\ 0 & 0 & 0 & 0 & 0 & 0 & 0 & 0 & 0 \end{bmatrix}$$

⊠

Our next theorem has a “constructive” proof. Learn about the meaning of this term in Technique C [666].

### Theorem REMEF

#### Row-Equivalent Matrix in Echelon Form

Suppose  $A$  is a matrix. Then there is a matrix  $B$  so that

1.  $A$  and  $B$  are row-equivalent.
2.  $B$  is in reduced row-echelon form.

□

**Proof** Suppose that  $A$  has  $m$  rows and  $n$  columns. We will describe a process for converting  $A$  into  $B$  via row operations. This procedure is known as **Gauss–Jordan elimination**. Tracing through this procedure will be easier if you recognize that  $i$  refers to a row that is being converted,  $j$  refers to a column that is being converted, and  $r$  keeps track of the number of nonzero rows. Here we go.

1. Set  $j = 0$  and  $r = 0$ .
2. Increase  $j$  by 1. If  $j$  now equals  $n + 1$ , then stop.



3. Examine the entries of  $A$  in column  $j$  located in rows  $r + 1$  through  $m$ .  
If all of these entries are zero, then go to Step 2.
4. Choose a row from rows  $r + 1$  through  $m$  with a nonzero entry in column  $j$ .  
Let  $i$  denote the index for this row.
5. Increase  $r$  by 1.
6. Use the first row operation to swap rows  $i$  and  $r$ .
7. Use the second row operation to convert the entry in row  $r$  and column  $j$  to a 1.
8. Use the third row operation with row  $r$  to convert every other entry of column  $j$  to zero.
9. Go to Step 2.

The result of this procedure is that the matrix  $A$  is converted to a matrix in reduced row-echelon form, which we will refer to as  $B$ . We need to now prove this claim by showing that the converted matrix has the requisite properties of Definition RREF [27]. First, the matrix is only converted through row operations (Step 6, Step 7, Step 8), so  $A$  and  $B$  are row-equivalent (Definition REM [26]).

It is a bit more work to be certain that  $B$  is in reduced row-echelon form. We claim that as we begin Step 2, the first  $j$  columns of the matrix are in reduced row-echelon form with  $r$  nonzero rows. Certainly this is true at the start when  $j = 0$ , since the matrix has no columns and so vacuously meets the conditions of Definition RREF [27] with  $r = 0$  nonzero rows.

In Step 2 we increase  $j$  by 1 and begin to work with the next column. There are two possible outcomes for Step 3. Suppose that every entry of column  $j$  in rows  $r + 1$  through  $m$  is zero. Then with no changes we recognize that the first  $j$  columns of the matrix has its first  $r$  rows still in reduced-row echelon form, with the final  $m - r$  rows still all zero.

Suppose instead that the entry in row  $i$  of column  $j$  is nonzero. Notice that since  $r + 1 \leq i \leq m$ , we know the first  $j - 1$  entries of this row are all zero. Now, in Step 5 we increase  $r$  by 1, and then embark on building a new nonzero row. In Step 6 we swap row  $r$  and row  $i$ . In the first  $j$  columns, the first  $r - 1$  rows remain in reduced row-echelon form after the swap. In Step 7 we multiply row  $r$  by a nonzero scalar, creating a 1 in the entry in column  $j$  of row  $i$ , and not changing any other rows. This new leading 1 is the first nonzero entry in its row, and is located to the right of all the leading 1's in the preceding  $r - 1$  rows. With Step 8 we insure that every entry in the column with this new leading 1 is now zero, as required for reduced row-echelon form. Also, rows  $r + 1$  through  $m$  are now all zeros in the first  $j$  columns, so we now only have one new nonzero row, consistent with our increase of  $r$  by one. Furthermore, since the first  $j - 1$  entries of row  $r$  are zero, the employment of the third row operation does not destroy any of the necessary features of rows 1 through  $r - 1$  and rows  $r + 1$  through  $m$ , in columns 1 through  $j - 1$ .

So at this stage, the first  $j$  columns of the matrix are in reduced row-echelon form. When Step 2 finally increases  $j$  to  $n + 1$ , then the procedure is completed and the full  $n$  columns of the matrix are in reduced row-echelon form, with the value of  $r$  correctly recording the number of nonzero rows. ■

The procedure given in the proof of Theorem REMEF [28] can be more precisely described using a pseudo-code version of a computer program, as follows:

```

input  $m, n$  and  $A$ 
 $r \leftarrow 0$ 
for  $j \leftarrow 1$  to  $n$ 
   $i \leftarrow r + 1$ 
  while  $i \leq m$  and  $[A]_{ij} = 0$ 
     $i \leftarrow i + 1$ 
  if  $i \neq m + 1$ 
     $r \leftarrow r + 1$ 

```

swap rows  $i$  and  $r$  of  $A$  (row op 1)  
 scale entry in row  $r$ , column  $j$  of  $A$  to a leading 1 (row op 2)  
 for  $k \leftarrow 1$  to  $m$ ,  $k \neq r$   
     zero out entry in row  $k$ , column  $j$  of  $A$  (row op 3 using row  $r$ )  
 output  $r$  and  $A$

Notice that as a practical matter the “and” used in the conditional statement of the while statement should be of the “short-circuit” variety so that the array access that follows is not out-of-bounds.

So now we can put it all together. Begin with a system of linear equations (Definition SLE [9]), and represent the system by its augmented matrix (Definition AM [25]). Use row operations (Definition RO [25]) to convert this matrix into reduced row-echelon form (Definition RREF [27]), using the procedure outlined in the proof of Theorem REMEF [28]. Theorem REMEF [28] also tells us we can always accomplish this, and that the result is row-equivalent (Definition REM [26]) to the original augmented matrix. Since the matrix in reduced-row echelon form has the same solution set, we can analyze the row-reduced version instead of the original matrix, viewing it as the augmented matrix of a different system of equations. The beauty of augmented matrices in reduced row-echelon form is that the solution sets to their corresponding systems can be easily determined, as we will see in the next few examples and in the next section.

We will see through the course that almost every interesting property of a matrix can be discerned by looking at a row-equivalent matrix in reduced row-echelon form. For this reason it is important to know that the matrix  $B$  guaranteed to exist by Theorem REMEF [28] is also unique.

Two proof techniques are applicable to the proof. First, head out and read two proof techniques: Technique CD [668] and Technique U [669].

### Theorem RREFU

#### Reduced Row-Echelon Form is Unique

Suppose that  $A$  is an  $m \times n$  matrix and that  $B$  and  $C$  are  $m \times n$  matrices that are row-equivalent to  $A$  and in reduced row-echelon form. Then  $B = C$ .  $\square$

**Proof** We need to begin with no assumptions about any relationships between  $B$  and  $C$ , other than they are both in reduced row-echelon form, and they are both row-equivalent to  $A$ .

If  $B$  and  $C$  are both row-equivalent to  $A$ , then they are row-equivalent to each other. Repeated row operations on a matrix combine the rows with each other using operations that are linear, and are identical in each column. A key observation for this proof is that each individual row of  $B$  is linearly related to the rows of  $C$ . This relationship is different for each row of  $B$ , but once we fix a row, the relationship is the same across columns. More precisely, there are scalars  $\delta_{ik}$ ,  $1 \leq i, k \leq m$  such that for any  $1 \leq i \leq m$ ,  $1 \leq j \leq n$ ,

$$[B]_{ij} = \sum_{k=1}^m \delta_{ik} [C]_{kj}$$

You should read this as saying that an entry of row  $i$  of  $B$  (in column  $j$ ) is a linear function of the entries of all the rows of  $C$  that are also in column  $j$ , and the scalars ( $\delta_{ik}$ ) depend on which row of  $B$  we are considering (the  $i$  subscript on  $\delta_{ik}$ ), but are the same for every column (no dependence on  $j$  in  $\delta_{ik}$ ). This idea may be complicated now, but will feel more familiar once we discuss “linear combinations” (Definition LCCV [88]) and moreso when we discuss “row spaces” (Definition RSM [236]). For now, spend some time carefully working Exercise RREF.M40 [40], which is designed to illustrate the origins of this expression. This completes our exploitation of the row-equivalence of  $B$  and  $C$ .

We now repeatedly exploit the fact that  $B$  and  $C$  are in reduced row-echelon form. Recall that a pivot column is all zeros, except a single one. More carefully, if  $R$  is a matrix in reduced row-echelon form, and  $d_\ell$  is the index of a pivot column, then  $[R]_{kd_\ell} = 1$  precisely when  $k = \ell$  and is otherwise zero. Notice also that any entry of  $R$  that is both below the entry in row  $\ell$  and to the left of column  $d_\ell$  is also zero (with below and left understood to include equality). In other words, look at examples of matrices in reduced row-echelon form and choose a leading 1 (with a

box around it). The rest of the column is also zeros, and the lower left “quadrant” of the matrix that begins here is totally zeros.

Assuming no relationship about the form of  $B$  and  $C$ , let  $B$  have  $r$  nonzero rows and denote the pivot columns as  $D = \{d_1, d_2, d_3, \dots, d_r\}$ . For  $C$  let  $r'$  denote the number of nonzero rows and denote the pivot columns as  $D' = \{d'_1, d'_2, d'_3, \dots, d'_{r'}\}$  (Notation RREFA [28]). There are four steps in the proof, and the first three are about showing that  $B$  and  $C$  have the same number of pivot columns, in the same places. In other words, the “primed” symbols are a necessary fiction.

First Step. Suppose that  $d_1 < d'_1$ . Then

$$\begin{aligned}
 1 &= [B]_{1d_1} && \text{Definition RREF [27]} \\
 &= \sum_{k=1}^m \delta_{1k} [C]_{kd_1} \\
 &= \sum_{k=1}^m \delta_{1k}(0) && d_1 < d'_1 \\
 &= 0
 \end{aligned}$$

The entries of  $C$  are all zero since they are left and below of the leading 1 in row 1 and column  $d'_1$  of  $C$ . This is a contradiction, so we know that  $d_1 \geq d'_1$ . By an entirely similar argument, reversing the roles of  $B$  and  $C$ , we could conclude that  $d_1 \leq d'_1$ . Together this means that  $d_1 = d'_1$ .

Second Step. Suppose that we have determined that  $d_1 = d'_1, d_2 = d'_2, d_3 = d'_3, \dots, d_p = d'_p$ . Let's now show that  $d_{p+1} = d'_{p+1}$ . Working towards a contradiction, suppose that  $d_{p+1} < d'_{p+1}$ . For  $1 \leq \ell \leq p$ ,

$$\begin{aligned}
 0 &= [B]_{p+1,d_\ell} && \text{Definition RREF [27]} \\
 &= \sum_{k=1}^m \delta_{p+1,k} [C]_{kd_\ell} \\
 &= \sum_{k=1}^m \delta_{p+1,k} [C]_{kd'_\ell} \\
 &= \delta_{p+1,\ell} [C]_{\ell d'_\ell} + \sum_{\substack{k=1 \\ k \neq \ell}}^m \delta_{p+1,k} [C]_{kd'_\ell} && \text{Property CACN [656]} \\
 &= \delta_{p+1,\ell}(1) + \sum_{\substack{k=1 \\ k \neq \ell}}^m \delta_{p+1,k}(0) && \text{Definition RREF [27]} \\
 &= \delta_{p+1,\ell}
 \end{aligned}$$

Now,

$$\begin{aligned}
 1 &= [B]_{p+1,d_{p+1}} && \text{Definition RREF [27]} \\
 &= \sum_{k=1}^m \delta_{p+1,k} [C]_{kd_{p+1}} \\
 &= \sum_{k=1}^p \delta_{p+1,k} [C]_{kd_{p+1}} + \sum_{k=p+1}^m \delta_{p+1,k} [C]_{kd_{p+1}} && \text{Property AACN [656]} \\
 &= \sum_{k=1}^p (0) [C]_{kd_{p+1}} + \sum_{k=p+1}^m \delta_{p+1,k} [C]_{kd_{p+1}} \\
 &= \sum_{k=p+1}^m \delta_{p+1,k} [C]_{kd_{p+1}}
 \end{aligned}$$

$$\begin{aligned}
 &= \sum_{k=p+1}^m \delta_{p+1,k}(0) && d_{p+1} < d'_{p+1} \\
 &= 0
 \end{aligned}$$

This contradiction shows that  $d_{p+1} \geq d'_{p+1}$ . By an entirely similar argument, we could conclude that  $d_{p+1} \leq d'_{p+1}$ , and therefore  $d_{p+1} = d'_{p+1}$ .

Third Step. Now we establish that  $r = r'$ . Suppose that  $r' < r$ . By the arguments above know that  $d_1 = d'_1, d_2 = d'_2, d_3 = d'_3, \dots, d_{r'} = d'_{r'}$ . For  $1 \leq \ell \leq r' < r$ ,

$$\begin{aligned}
 0 &= [B]_{rd_\ell} && \text{Definition RREF [27]} \\
 &= \sum_{k=1}^m \delta_{rk} [C]_{kd_\ell} \\
 &= \sum_{k=1}^{r'} \delta_{rk} [C]_{kd_\ell} + \sum_{k=r'+1}^m \delta_{rk} [C]_{kd_\ell} && \text{Property AACN [656]} \\
 &= \sum_{k=1}^{r'} \delta_{rk} [C]_{kd_\ell} + \sum_{k=r'+1}^m \delta_{rk}(0) && \text{Property AACN [656]} \\
 &= \sum_{k=1}^{r'} \delta_{rk} [C]_{kd_\ell} \\
 &= \sum_{k=1}^{r'} \delta_{rk} [C]_{kd'_\ell} \\
 &= \delta_{r\ell} [C]_{\ell d'_\ell} + \sum_{\substack{k=1 \\ k \neq \ell}}^{r'} \delta_{rk} [C]_{kd'_\ell} && \text{Property CACN [656]} \\
 &= \delta_{r\ell}(1) + \sum_{\substack{k=1 \\ k \neq \ell}}^{r'} \delta_{rk}(0) && \text{Definition RREF [27]} \\
 &= \delta_{r\ell}
 \end{aligned}$$

Now examine the entries of row  $r$  of  $B$ ,

$$\begin{aligned}
 [B]_{rj} &= \sum_{k=1}^m \delta_{rk} [C]_{kj} \\
 &= \sum_{k=1}^{r'} \delta_{rk} [C]_{kj} + \sum_{k=r'+1}^m \delta_{rk} [C]_{kj} && \text{Property CACN [656]} \\
 &= \sum_{k=1}^{r'} \delta_{rk} [C]_{kj} + \sum_{k=r'+1}^m \delta_{rk}(0) && \text{Definition RREF [27]} \\
 &= \sum_{k=1}^{r'} \delta_{rk} [C]_{kj} \\
 &= \sum_{k=1}^{r'} (0) [C]_{kj} \\
 &= 0
 \end{aligned}$$

So row  $r$  is a totally zero row, contradicting that this should be the bottommost nonzero row of  $B$ . So  $r' \geq r$ . By an entirely similar argument, reversing the roles of  $B$  and  $C$ , we would conclude

that  $r' \leq r$  and therefore  $r = r'$ . Thus, combining the first three steps we can say that  $D = D'$ . In other words,  $B$  and  $C$  have the same pivot columns, in the same locations.

Fourth Step. In this final step, we will not argue by contradiction. Our intent is to determine the values of the  $\delta_{ij}$ . Notice that we can use the values of the  $d_i$  interchangeably for  $B$  and  $C$ . Here we go,

$$\begin{aligned}
 1 &= [B]_{id_i} && \text{Definition RREF [27]} \\
 &= \sum_{k=1}^m \delta_{ik} [C]_{kd_i} \\
 &= \delta_{ii} [C]_{id_i} + \sum_{\substack{k=1 \\ k \neq i}}^m \delta_{ik} [C]_{kd_i} && \text{Property CACN [656]} \\
 &= \delta_{ii}(1) + \sum_{\substack{k=1 \\ k \neq i}}^m \delta_{ik}(0) && \text{Definition RREF [27]} \\
 &= \delta_{ii}
 \end{aligned}$$

and for  $\ell \neq i$

$$\begin{aligned}
 0 &= [B]_{id_\ell} && \text{Definition RREF [27]} \\
 &= \sum_{k=1}^m \delta_{ik} [C]_{kd_\ell} \\
 &= \delta_{i\ell} [C]_{\ell d_\ell} + \sum_{\substack{k=1 \\ k \neq \ell}}^m \delta_{ik} [C]_{kd_i} && \text{Property CACN [656]} \\
 &= \delta_{i\ell}(1) + \sum_{\substack{k=1 \\ k \neq \ell}}^m \delta_{ik}(0) && \text{Definition RREF [27]} \\
 &= \delta_{i\ell}
 \end{aligned}$$

Finally, having determined the values of the  $\delta_{ij}$ , we can show that  $B = C$ . For  $1 \leq i \leq m$ ,  $1 \leq j \leq n$ ,

$$\begin{aligned}
 [B]_{ij} &= \sum_{k=1}^m \delta_{ik} [C]_{kj} \\
 &= \delta_{ii} [C]_{ij} + \sum_{\substack{k=1 \\ k \neq i}}^m \delta_{ik} [C]_{kj} && \text{Property CACN [656]} \\
 &= (1) [C]_{ij} + \sum_{\substack{k=1 \\ k \neq i}}^m (0) [C]_{kj} \\
 &= [C]_{ij}
 \end{aligned}$$

So  $B$  and  $C$  have equal values in every entry, and so are the same matrix. ■

We will now run through some examples of using these definitions and theorems to solve some systems of equations. From now on, when we have a matrix in reduced row-echelon form, we will mark the leading 1's with a small box. In your work, you can box 'em, circle 'em or write 'em in a different color — just identify 'em somehow. This device will prove very useful later and is a very good habit to start developing right now.

### Example SAB Solutions for Archetype B

Let's find the solutions to the following system of equations,

$$\begin{aligned} -7x_1 - 6x_2 - 12x_3 &= -33 \\ 5x_1 + 5x_2 + 7x_3 &= 24 \\ x_1 + 4x_3 &= 5 \end{aligned}$$

First, form the augmented matrix,

$$\begin{bmatrix} -7 & -6 & -12 & -33 \\ 5 & 5 & 7 & 24 \\ 1 & 0 & 4 & 5 \end{bmatrix}$$

and work to reduced row-echelon form, first with  $i = 1$ ,

$$\begin{aligned} &\xrightarrow{R_1 \leftrightarrow R_3} \begin{bmatrix} 1 & 0 & 4 & 5 \\ 5 & 5 & 7 & 24 \\ -7 & -6 & -12 & -33 \end{bmatrix} && \xrightarrow{-5R_1 + R_2} \begin{bmatrix} 1 & 0 & 4 & 5 \\ 0 & 5 & -13 & -1 \\ -7 & -6 & -12 & -33 \end{bmatrix} \\ &\xrightarrow{7R_1 + R_3} \begin{bmatrix} \boxed{1} & 0 & 4 & 5 \\ 0 & 5 & -13 & -1 \\ 0 & -6 & 16 & 2 \end{bmatrix} \end{aligned}$$

Now, with  $i = 2$ ,

$$\begin{aligned} &\xrightarrow{\frac{1}{5}R_2} \begin{bmatrix} \boxed{1} & 0 & 4 & 5 \\ 0 & 1 & \frac{-13}{5} & \frac{-1}{5} \\ 0 & -6 & 16 & 2 \end{bmatrix} && \xrightarrow{6R_2 + R_3} \begin{bmatrix} \boxed{1} & 0 & 4 & 5 \\ 0 & \boxed{1} & \frac{-13}{5} & \frac{-1}{5} \\ 0 & 0 & \frac{3}{5} & \frac{4}{5} \end{bmatrix} \end{aligned}$$

And finally, with  $i = 3$ ,

$$\begin{aligned} &\xrightarrow{\frac{5}{2}R_3} \begin{bmatrix} \boxed{1} & 0 & 4 & 5 \\ 0 & \boxed{1} & \frac{-13}{5} & \frac{-1}{5} \\ 0 & 0 & 1 & 2 \end{bmatrix} && \xrightarrow{\frac{13}{5}R_3 + R_2} \begin{bmatrix} \boxed{1} & 0 & 4 & 5 \\ 0 & \boxed{1} & 0 & 5 \\ 0 & 0 & 1 & 2 \end{bmatrix} \\ &\xrightarrow{-4R_3 + R_1} \begin{bmatrix} \boxed{1} & 0 & 0 & -3 \\ 0 & \boxed{1} & 0 & 5 \\ 0 & 0 & \boxed{1} & 2 \end{bmatrix} \end{aligned}$$

This is now the augmented matrix of a very simple system of equations, namely  $x_1 = -3$ ,  $x_2 = 5$ ,  $x_3 = 2$ , which has an obvious solution. Furthermore, we can see that this is the *only* solution to this system, so we have determined the entire solution set,

$$S = \left\{ \begin{bmatrix} -3 \\ 5 \\ 2 \end{bmatrix} \right\}$$

You might compare this example with the procedure we used in Example US [14]. ☒

Archetypes A and B are meant to contrast each other in many respects. So let's solve Archetype A now.

### Example SAA

#### Solutions for Archetype A

Let's find the solutions to the following system of equations,

$$\begin{aligned} x_1 - x_2 + 2x_3 &= 1 \\ 2x_1 + x_2 + x_3 &= 8 \\ x_1 + x_2 &= 5 \end{aligned}$$

First, form the augmented matrix,

$$\begin{bmatrix} 1 & -1 & 2 & 1 \\ 2 & 1 & 1 & 8 \\ 1 & 1 & 0 & 5 \end{bmatrix}$$

and work to reduced row-echelon form, first with  $i = 1$ ,

$$\xrightarrow{-2R_1+R_2} \begin{bmatrix} 1 & -1 & 2 & 1 \\ 0 & 3 & -3 & 6 \\ 1 & 1 & 0 & 5 \end{bmatrix} \quad \xrightarrow{-1R_1+R_3} \begin{bmatrix} \boxed{1} & -1 & 2 & 1 \\ 0 & 3 & -3 & 6 \\ 0 & 2 & -2 & 4 \end{bmatrix}$$

Now, with  $i = 2$ ,

$$\xrightarrow{\frac{1}{3}R_2} \begin{bmatrix} \boxed{1} & -1 & 2 & 1 \\ 0 & 1 & -1 & 2 \\ 0 & 2 & -2 & 4 \end{bmatrix} \quad \xrightarrow{1R_2+R_1} \begin{bmatrix} \boxed{1} & 0 & 1 & 3 \\ 0 & 1 & -1 & 2 \\ 0 & 2 & -2 & 4 \end{bmatrix}$$

$$\xrightarrow{-2R_2+R_3} \begin{bmatrix} \boxed{1} & 0 & 1 & 3 \\ 0 & \boxed{1} & -1 & 2 \\ 0 & 0 & 0 & 0 \end{bmatrix}$$

The system of equations represented by this augmented matrix needs to be considered a bit differently than that for Archetype B. First, the last row of the matrix is the equation  $0 = 0$ , which is *always* true, so it imposes no restrictions on our possible solutions and therefore we can safely ignore it as we analyze the other two equations. These equations are,

$$\begin{aligned} x_1 + x_3 &= 3 \\ x_2 - x_3 &= 2. \end{aligned}$$

While this system is fairly easy to solve, it also appears to have a multitude of solutions. For example, choose  $x_3 = 1$  and see that then  $x_1 = 2$  and  $x_2 = 3$  will together form a solution. Or choose  $x_3 = 0$ , and then discover that  $x_1 = 3$  and  $x_2 = 2$  lead to a solution. Try it yourself: pick *any* value of  $x_3$  you please, and figure out what  $x_1$  and  $x_2$  should be to make the first and second equations (respectively) true. We'll wait while you do that. Because of this behavior, we say that  $x_3$  is a “free” or “independent” variable. But why do we vary  $x_3$  and not some other variable? For now, notice that the third column of the augmented matrix does not have any leading 1's in its column. With this idea, we can rearrange the two equations, solving each for the variable that corresponds to the leading 1 in that row.

$$\begin{aligned} x_1 &= 3 - x_3 \\ x_2 &= 2 + x_3 \end{aligned}$$

To write the set of solution vectors in set notation, we have

$$S = \left\{ \left[ \begin{array}{c} 3 - x_3 \\ 2 + x_3 \\ x_3 \end{array} \right] \mid x_3 \in \mathbb{C} \right\}$$

We'll learn more in the next section about systems with infinitely many solutions and how to express their solution sets. Right now, you might look back at Example IS [15].  $\square$

### Example SAE Solutions for Archetype E

Let's find the solutions to the following system of equations,

$$\begin{aligned} 2x_1 + x_2 + 7x_3 - 7x_4 &= 2 \\ -3x_1 + 4x_2 - 5x_3 - 6x_4 &= 3 \end{aligned}$$

$$x_1 + x_2 + 4x_3 - 5x_4 = 2$$

First, form the augmented matrix,

$$\left[ \begin{array}{cccc|c} 2 & 1 & 7 & -7 & 2 \\ -3 & 4 & -5 & -6 & 3 \\ 1 & 1 & 4 & -5 & 2 \end{array} \right]$$

and work to reduced row-echelon form, first with  $i = 1$ ,

$$\begin{array}{l} \xrightarrow{R_1 \leftrightarrow R_3} \left[ \begin{array}{cccc|c} 1 & 1 & 4 & -5 & 2 \\ -3 & 4 & -5 & -6 & 3 \\ 2 & 1 & 7 & -7 & 2 \end{array} \right] \\ \xrightarrow{-2R_1 + R_3} \left[ \begin{array}{cccc|c} \boxed{1} & 1 & 4 & -5 & 2 \\ 0 & 7 & 7 & -21 & 9 \\ 0 & -1 & -1 & 3 & -2 \end{array} \right] \end{array} \quad \xrightarrow{3R_1 + R_2} \left[ \begin{array}{cccc|c} 1 & 1 & 4 & -5 & 2 \\ 0 & 7 & 7 & -21 & 9 \\ 2 & 1 & 7 & -7 & 2 \end{array} \right]$$

Now, with  $i = 2$ ,

$$\begin{array}{l} \xrightarrow{R_2 \leftrightarrow R_3} \left[ \begin{array}{cccc|c} \boxed{1} & 1 & 4 & -5 & 2 \\ 0 & -1 & -1 & 3 & -2 \\ 0 & 7 & 7 & -21 & 9 \end{array} \right] \\ \xrightarrow{-1R_2 + R_1} \left[ \begin{array}{cccc|c} \boxed{1} & 0 & 3 & -2 & 0 \\ 0 & 1 & 1 & -3 & 2 \\ 0 & 7 & 7 & -21 & 9 \end{array} \right] \end{array} \quad \xrightarrow{-1R_2} \left[ \begin{array}{cccc|c} \boxed{1} & 1 & 4 & -5 & 2 \\ 0 & 1 & 1 & -3 & 2 \\ 0 & 7 & 7 & -21 & 9 \end{array} \right]$$

$$\xrightarrow{-7R_2 + R_3} \left[ \begin{array}{cccc|c} \boxed{1} & 0 & 3 & -2 & 0 \\ 0 & \boxed{1} & 1 & -3 & 2 \\ 0 & 0 & 0 & 0 & -5 \end{array} \right]$$

And finally, with  $i = 3$ ,

$$\xrightarrow{-\frac{1}{5}R_3} \left[ \begin{array}{cccc|c} \boxed{1} & 0 & 3 & -2 & 0 \\ 0 & \boxed{1} & 1 & -3 & 2 \\ 0 & 0 & 0 & 0 & 1 \end{array} \right] \quad \xrightarrow{-2R_3 + R_2} \left[ \begin{array}{cccc|c} \boxed{1} & 0 & 3 & -2 & 0 \\ 0 & \boxed{1} & 1 & -3 & 0 \\ 0 & 0 & 0 & 0 & \boxed{1} \end{array} \right]$$

Let's analyze the equations in the system represented by this augmented matrix. The third equation will read  $0 = 1$ . This is patently false, all the time. No choice of values for our variables will ever make it true. We're done. Since we cannot even make the last equation true, we have no hope of making all of the equations simultaneously true. So this system has no solutions, and its solution set is the empty set,  $\emptyset = \{ \}$  (Definition ES [659]).

Notice that we could have reached this conclusion sooner. After performing the row operation  $-7R_2 + R_3$ , we can see that the third equation reads  $0 = -5$ , a false statement. Since the system represented by this matrix has no solutions, none of the systems represented has any solutions. However, for this example, we have chosen to bring the matrix fully to reduced row-echelon form for the practice.  $\square$

These three examples (Example SAB [33], Example SAA [34], Example SAE [35]) illustrate the full range of possibilities for a system of linear equations — no solutions, one solution, or infinitely many solutions. In the next section we'll examine these three scenarios more closely.

### Definition RR Row-Reducing

To **row-reduce** the matrix  $A$  means to apply row operations to  $A$  and arrive at a row-equivalent matrix  $B$  in reduced row-echelon form.  $\triangle$

So the term **row-reduce** is used as a verb. Theorem REMEF [28] tells us that this process will always be successful and Theorem RREFU [30] tells us that the result will be unambiguous. Typically, the analysis of  $A$  will proceed by analyzing  $B$  and applying theorems whose hypotheses include the row-equivalence of  $A$  and  $B$ .

After some practice by hand, you will want to use your favorite computing device to do the computations required to bring a matrix to reduced row-echelon form (Exercise RREF.C30 [40]). See: Computation RR.MMA [644] Computation RR.TI86 [649] Computation RR.TI83 [650] Computation RR.SAGE [651].



**Subsection READ**  
**Reading Questions**

---

1. Is the matrix below in reduced row-echelon form? Why or why not?

$$\begin{bmatrix} 1 & 5 & 0 & 6 & 8 \\ 0 & 0 & 1 & 2 & 0 \\ 0 & 0 & 0 & 0 & 1 \end{bmatrix}$$

2. Use row operations to convert the matrix below to reduced row-echelon form and report the final matrix.

$$\begin{bmatrix} 2 & 1 & 8 \\ -1 & 1 & -1 \\ -2 & 5 & 4 \end{bmatrix}$$

3. Find all the solutions to the system below by using an augmented matrix and row operations. Report your final matrix in reduced row-echelon form and the set of solutions.

$$2x_1 + 3x_2 - x_3 = 0$$

$$x_1 + 2x_2 + x_3 = 3$$

$$x_1 + 3x_2 + 3x_3 = 7$$

**Subsection EXC****Exercises**

**C05** Each archetype below is a system of equations. Form the augmented matrix of the system of equations, convert the matrix to reduced row-echelon form by using equation operations and then describe the solution set of the original system of equations.

Archetype A [678]

Archetype B [682]

Archetype C [687]

Archetype D [691]

Archetype E [695]

Archetype F [698]

Archetype G [703]

Archetype H [707]

Archetype I [711]

Archetype J [715]

Contributed by Robert Beezer

For problems C10–C19, find all solutions to the system of linear equations. Use your favorite computing device to row-reduce the augmented matrices for the systems, and write the solutions as a set, using correct set notation.

**C10**

$$\begin{aligned}2x_1 - 3x_2 + x_3 + 7x_4 &= 14 \\2x_1 + 8x_2 - 4x_3 + 5x_4 &= -1 \\x_1 + 3x_2 - 3x_3 &= 4 \\-5x_1 + 2x_2 + 3x_3 + 4x_4 &= -19\end{aligned}$$

Contributed by Robert Beezer    Solution [42]

**C11**

$$\begin{aligned}3x_1 + 4x_2 - x_3 + 2x_4 &= 6 \\x_1 - 2x_2 + 3x_3 + x_4 &= 2 \\10x_2 - 10x_3 - x_4 &= 1\end{aligned}$$

Contributed by Robert Beezer    Solution [42]

**C12**

$$\begin{aligned}2x_1 + 4x_2 + 5x_3 + 7x_4 &= -26 \\x_1 + 2x_2 + x_3 - x_4 &= -4 \\-2x_1 - 4x_2 + x_3 + 11x_4 &= -10\end{aligned}$$

Contributed by Robert Beezer    Solution [42]

**C13**

$$\begin{aligned}x_1 + 2x_2 + 8x_3 - 7x_4 &= -2 \\3x_1 + 2x_2 + 12x_3 - 5x_4 &= 6 \\-x_1 + x_2 + x_3 - 5x_4 &= -10\end{aligned}$$

Contributed by Robert Beezer Solution [42]

**C14**

$$\begin{aligned}2x_1 + x_2 + 7x_3 - 2x_4 &= 4 \\3x_1 - 2x_2 + 11x_4 &= 13 \\x_1 + x_2 + 5x_3 - 3x_4 &= 1\end{aligned}$$

Contributed by Robert Beezer Solution [43]

**C15**

$$\begin{aligned}2x_1 + 3x_2 - x_3 - 9x_4 &= -16 \\x_1 + 2x_2 + x_3 &= 0 \\-x_1 + 2x_2 + 3x_3 + 4x_4 &= 8\end{aligned}$$

Contributed by Robert Beezer Solution [43]

**C16**

$$\begin{aligned}2x_1 + 3x_2 + 19x_3 - 4x_4 &= 2 \\x_1 + 2x_2 + 12x_3 - 3x_4 &= 1 \\-x_1 + 2x_2 + 8x_3 - 5x_4 &= 1\end{aligned}$$

Contributed by Robert Beezer Solution [43]

**C17**

$$\begin{aligned}-x_1 + 5x_2 &= -8 \\-2x_1 + 5x_2 + 5x_3 + 2x_4 &= 9 \\-3x_1 - x_2 + 3x_3 + x_4 &= 3 \\7x_1 + 6x_2 + 5x_3 + x_4 &= 30\end{aligned}$$

Contributed by Robert Beezer Solution [44]

**C18**

$$\begin{aligned}x_1 + 2x_2 - 4x_3 - x_4 &= 32 \\x_1 + 3x_2 - 7x_3 - x_5 &= 33 \\x_1 + 2x_3 - 2x_4 + 3x_5 &= 22\end{aligned}$$

Contributed by Robert Beezer Solution [44]

**C19**

$$\begin{aligned}2x_1 + x_2 &= 6 \\-x_1 - x_2 &= -2 \\3x_1 + 4x_2 &= 4 \\3x_1 + 5x_2 &= 2\end{aligned}$$

Contributed by Robert Beezer Solution [44]

For problems C30–C33, row-reduce the matrix without the aid of a calculator, indicating the row operations you are using at each step using the notation of Definition RO [25].

**C30**

$$\begin{bmatrix} 2 & 1 & 5 & 10 \\ 1 & -3 & -1 & -2 \\ 4 & -2 & 6 & 12 \end{bmatrix}$$

Contributed by Robert Beezer Solution [45]

**C31**

$$\begin{bmatrix} 1 & 2 & -4 \\ -3 & -1 & -3 \\ -2 & 1 & -7 \end{bmatrix}$$

Contributed by Robert Beezer Solution [45]

**C32**

$$\begin{bmatrix} 1 & 1 & 1 \\ -4 & -3 & -2 \\ 3 & 2 & 1 \end{bmatrix}$$

Contributed by Robert Beezer Solution [45]

**C33**

$$\begin{bmatrix} 1 & 2 & -1 & -1 \\ 2 & 4 & -1 & 4 \\ -1 & -2 & 3 & 5 \end{bmatrix}$$

Contributed by Robert Beezer Solution [45]

**M40** Consider the two  $3 \times 4$  matrices below

$$B = \begin{bmatrix} 1 & 3 & -2 & 2 \\ -1 & -2 & -1 & -1 \\ -1 & -5 & 8 & -3 \end{bmatrix} \quad C = \begin{bmatrix} 1 & 2 & 1 & 2 \\ 1 & 1 & 4 & 0 \\ -1 & -1 & -4 & 1 \end{bmatrix}$$

(a) Row-reduce each matrix and determine that the reduced row-echelon forms of  $B$  and  $C$  are identical. From this argue that  $B$  and  $C$  are row-equivalent.

(b) In the proof of Theorem RREFU [30], we begin by arguing that entries of row-equivalent matrices are related by way of certain scalars and sums. In this example, we would write that entries of  $B$  from row  $i$  that are in column  $j$  are linearly related to the entries of  $C$  in column  $j$  from all three rows

$$[B]_{ij} = \delta_{i1}[C]_{1j} + \delta_{i2}[C]_{2j} + \delta_{i3}[C]_{3j} \quad 1 \leq j \leq 4$$

For each  $1 \leq i \leq 3$  find the corresponding three scalars in this relationship. So your answer will be nine scalars, determined three at a time.

Contributed by Robert Beezer Solution [46]

**M50** A parking lot has 66 vehicles (cars, trucks, motorcycles and bicycles) in it. There are four times as many cars as trucks. The total number of tires (4 per car or truck, 2 per motorcycle or bicycle) is 252. How many cars are there? How many bicycles?

Contributed by Robert Beezer Solution [46]

**T10** Prove that each of the three row operations (Definition RO [25]) is reversible. More precisely, if the matrix  $B$  is obtained from  $A$  by application of a single row operation, show that there is a single row operation that will transform  $B$  back into  $A$ .

Contributed by Robert Beezer Solution [47]

**T11** Suppose that  $A$ ,  $B$  and  $C$  are  $m \times n$  matrices. Use the definition of row-equivalence (Definition REM [26]) to prove the following three facts.

1.  $A$  is row-equivalent to  $A$ .
2. If  $A$  is row-equivalent to  $B$ , then  $B$  is row-equivalent to  $A$ .
3. If  $A$  is row-equivalent to  $B$ , and  $B$  is row-equivalent to  $C$ , then  $A$  is row-equivalent to  $C$ .

A relationship that satisfies these three properties is known as an **equivalence relation**, an important idea in the study of various algebras. This is a formal way of saying that a relationship behaves like equality, without requiring the relationship to be as strict as equality itself. We'll see it again in Theorem SER [420].

Contributed by Robert Beezer

**T12** Suppose that  $B$  is an  $m \times n$  matrix in reduced row-echelon form. Build a new, likely smaller,  $k \times \ell$  matrix  $C$  as follows. Keep any collection of  $k$  adjacent rows,  $k \leq m$ . From these rows, keep columns 1 through  $\ell$ ,  $\ell \leq n$ . Prove that  $C$  is in reduced row-echelon form.

Contributed by Robert Beezer

**T13** Generalize Exercise RREF.T12 [41] by just keeping any  $k$  rows, and not requiring the rows to be adjacent. Prove that any such matrix  $C$  is in reduced row-echelon form.

Contributed by Robert Beezer

## Subsection SOL Solutions

**C10** Contributed by Robert Beezer Statement [38]

The augmented matrix row-reduces to

$$\left[ \begin{array}{ccccc} \boxed{1} & 0 & 0 & 0 & 1 \\ 0 & \boxed{1} & 0 & 0 & -3 \\ 0 & 0 & \boxed{1} & 0 & -4 \\ 0 & 0 & 0 & \boxed{1} & 1 \end{array} \right]$$

and we see from the locations of the leading 1's that the system is consistent (Theorem RCLS [51]) and that  $n - r = 4 - 4 = 0$  and so the system has no free variables (Theorem CSRN [52]) and hence has a unique solution. This solution is

$$S = \left\{ \left[ \begin{array}{c} 1 \\ -3 \\ -4 \\ 1 \end{array} \right] \right\}$$

**C11** Contributed by Robert Beezer Statement [38]

The augmented matrix row-reduces to

$$\left[ \begin{array}{ccccc} \boxed{1} & 0 & 1 & 4/5 & 0 \\ 0 & \boxed{1} & -1 & -1/10 & 0 \\ 0 & 0 & 0 & 0 & \boxed{1} \end{array} \right]$$

and a leading 1 in the last column tells us that the system is inconsistent (Theorem RCLS [51]). So the solution set is  $\emptyset = \{\}$ .

**C12** Contributed by Robert Beezer Statement [38]

The augmented matrix row-reduces to

$$\left[ \begin{array}{ccccc} \boxed{1} & 2 & 0 & -4 & 2 \\ 0 & 0 & \boxed{1} & 3 & -6 \\ 0 & 0 & 0 & 0 & 0 \end{array} \right]$$

(Theorem RCLS [51]) and (Theorem CSRN [52]) tells us the system is consistent and the solution set can be described with  $n - r = 4 - 2 = 2$  free variables, namely  $x_2$  and  $x_4$ . Solving for the dependent variables ( $D = \{x_1, x_3\}$ ) the first and second equations represented in the row-reduced matrix yields,

$$\begin{aligned} x_1 &= 2 - 2x_2 + 4x_4 \\ x_3 &= -6 - 3x_4 \end{aligned}$$

As a set, we write this as

$$\left\{ \left[ \begin{array}{c} 2 - 2x_2 + 4x_4 \\ x_2 \\ -6 - 3x_4 \\ x_4 \end{array} \right] \mid x_2, x_4 \in \mathbb{C} \right\}$$

**C13** Contributed by Robert Beezer Statement [38]

The augmented matrix of the system of equations is

$$\left[ \begin{array}{ccccc} 1 & 2 & 8 & -7 & -2 \\ 3 & 2 & 12 & -5 & 6 \\ -1 & 1 & 1 & -5 & -10 \end{array} \right]$$

which row-reduces to

$$\begin{bmatrix} \boxed{1} & 0 & 2 & 1 & 0 \\ 0 & \boxed{1} & 3 & -4 & 0 \\ 0 & 0 & 0 & 0 & \boxed{1} \end{bmatrix}$$

With a leading one in the last column Theorem RCLS [51] tells us the system of equations is inconsistent, so the solution set is the empty set,  $\emptyset$ .

**C14** Contributed by Robert Beezer Statement [39]

The augmented matrix of the system of equations is

$$\begin{bmatrix} 2 & 1 & 7 & -2 & 4 \\ 3 & -2 & 0 & 11 & 13 \\ 1 & 1 & 5 & -3 & 1 \end{bmatrix}$$

which row-reduces to

$$\begin{bmatrix} \boxed{1} & 0 & 2 & 1 & 3 \\ 0 & \boxed{1} & 3 & -4 & -2 \\ 0 & 0 & 0 & 0 & 0 \end{bmatrix}$$

Then  $D = \{1, 2\}$  and  $F = \{3, 4, 5\}$ , so the system is consistent ( $5 \notin D$ ) and can be described by the two free variables  $x_3$  and  $x_4$ . Rearranging the equations represented by the two nonzero rows to gain expressions for the dependent variables  $x_1$  and  $x_2$ , yields the solution set,

$$S = \left\{ \begin{bmatrix} 3 - 2x_3 - x_4 \\ -2 - 3x_3 + 4x_4 \\ x_3 \\ x_4 \end{bmatrix} \mid x_3, x_4 \in \mathbb{C} \right\}$$

**C15** Contributed by Robert Beezer Statement [39]

The augmented matrix of the system of equations is

$$\begin{bmatrix} 2 & 3 & -1 & -9 & -16 \\ 1 & 2 & 1 & 0 & 0 \\ -1 & 2 & 3 & 4 & 8 \end{bmatrix}$$

which row-reduces to

$$\begin{bmatrix} \boxed{1} & 0 & 0 & 2 & 3 \\ 0 & \boxed{1} & 0 & -3 & -5 \\ 0 & 0 & \boxed{1} & 4 & 7 \end{bmatrix}$$

Then  $D = \{1, 2, 3\}$  and  $F = \{4, 5\}$ , so the system is consistent ( $5 \notin D$ ) and can be described by the one free variable  $x_4$ . Rearranging the equations represented by the three nonzero rows to gain expressions for the dependent variables  $x_1$ ,  $x_2$  and  $x_3$ , yields the solution set,

$$S = \left\{ \begin{bmatrix} 3 - 2x_4 \\ -5 + 3x_4 \\ 7 - 4x_4 \\ x_4 \end{bmatrix} \mid x_4 \in \mathbb{C} \right\}$$

**C16** Contributed by Robert Beezer Statement [39]

The augmented matrix of the system of equations is

$$\begin{bmatrix} 2 & 3 & 19 & -4 & 2 \\ 1 & 2 & 12 & -3 & 1 \\ -1 & 2 & 8 & -5 & 1 \end{bmatrix}$$

which row-reduces to

$$\begin{bmatrix} \boxed{1} & 0 & 2 & 1 & 0 \\ 0 & \boxed{1} & 5 & -2 & 0 \\ 0 & 0 & 0 & 0 & \boxed{1} \end{bmatrix}$$

With a leading one in the last column Theorem RCLS [51] tells us the system of equations is inconsistent, so the solution set is the empty set,  $\emptyset = \{\}$ .

**C17** Contributed by Robert Beezer Statement [39]

We row-reduce the augmented matrix of the system of equations,

$$\left[ \begin{array}{ccccc} -1 & 5 & 0 & 0 & -8 \\ -2 & 5 & 5 & 2 & 9 \\ -3 & -1 & 3 & 1 & 3 \\ 7 & 6 & 5 & 1 & 30 \end{array} \right] \xrightarrow{\text{RREF}} \left[ \begin{array}{ccccc} \boxed{1} & 0 & 0 & 0 & 3 \\ 0 & \boxed{1} & 0 & 0 & -1 \\ 0 & 0 & \boxed{1} & 0 & 2 \\ 0 & 0 & 0 & \boxed{1} & 5 \end{array} \right]$$

The reduced row-echelon form of the matrix is the augmented matrix of the system  $x_1 = 3$ ,  $x_2 = -1$ ,  $x_3 = 2$ ,  $x_4 = 5$ , which has a unique solution. As a set of column vectors, the solution set is

$$S = \left\{ \begin{bmatrix} 3 \\ -1 \\ 2 \\ 5 \end{bmatrix} \right\}$$

**C18** Contributed by Robert Beezer Statement [39]

We row-reduce the augmented matrix of the system of equations,

$$\left[ \begin{array}{cccccc} 1 & 2 & -4 & -1 & 0 & 32 \\ 1 & 3 & -7 & 0 & -1 & 33 \\ 1 & 0 & 2 & -2 & 3 & 22 \end{array} \right] \xrightarrow{\text{RREF}} \left[ \begin{array}{cccccc} \boxed{1} & 0 & 2 & 0 & 5 & 6 \\ 0 & \boxed{1} & -3 & 0 & -2 & 9 \\ 0 & 0 & 0 & \boxed{1} & 1 & -8 \end{array} \right]$$

With no leading 1 in the final column, we recognize the system as consistent (Theorem RCLS [51]). Since the system is consistent, we compute the number of free variables as  $n - r = 5 - 3 = 2$  (), and we see that columns 3 and 5 are not pivot columns, so  $x_3$  and  $x_5$  are free variables. We convert each row of the reduced row-echelon form of the matrix into an equation, and solve it for the lone dependent variable, as in expression in the two free variables.

$$\begin{aligned} x_1 + 2x_3 + 5x_5 &= 6 & \rightarrow & x_1 = 6 - 2x_3 - 5x_5 \\ x_2 - 3x_3 - 2x_5 &= 9 & \rightarrow & x_2 = 9 + 3x_3 + 2x_5 \\ x_4 + x_5 &= -8 & \rightarrow & x_4 = -8 - x_5 \end{aligned}$$

These expressions give us a convenient way to describe the solution set,  $S$ .

$$S = \left\{ \begin{bmatrix} 6 - 2x_3 - 5x_5 \\ 9 + 3x_3 + 2x_5 \\ x_3 \\ -8 - x_5 \\ x_5 \end{bmatrix} \mid x_3, x_5 \in \mathbb{C} \right\}$$

**C19** Contributed by Robert Beezer Statement [39]

We form the augmented matrix of the system,

$$\left[ \begin{array}{ccc} 2 & 1 & 6 \\ -1 & -1 & -2 \\ 3 & 4 & 4 \\ 3 & 5 & 2 \end{array} \right]$$

which row-reduces to

$$\left[ \begin{array}{ccc} \boxed{1} & 0 & 4 \\ 0 & \boxed{1} & -2 \\ 0 & 0 & 0 \\ 0 & 0 & 0 \end{array} \right]$$



With no leading 1 in the final column, this system is consistent (Theorem RCLS [51]). There are  $n = 2$  variables in the system and  $r = 2$  non-zero rows in the row-reduced matrix. By Theorem FVCS [53], there are  $n - r = 2 - 2 = 0$  free variables and we therefore know the solution is unique. Forming the system of equations represented by the row-reduced matrix, we see that  $x_1 = 4$  and  $x_2 = -2$ . Written as set of column vectors,

$$S = \left\{ \begin{bmatrix} 4 \\ -2 \end{bmatrix} \right\}$$

**C30** Contributed by Robert Beezer Statement [40]

$$\begin{array}{ccc} \begin{bmatrix} 2 & 1 & 5 & 10 \\ 1 & -3 & -1 & -2 \\ 4 & -2 & 6 & 12 \end{bmatrix} & \xrightarrow{R_1 \leftrightarrow R_2} & \begin{bmatrix} 1 & -3 & -1 & -2 \\ 2 & 1 & 5 & 10 \\ 4 & -2 & 6 & 12 \end{bmatrix} \\ \xrightarrow{-2R_1 + R_2} & & \xrightarrow{-4R_1 + R_3} \\ \begin{bmatrix} 1 & -3 & -1 & -2 \\ 0 & 7 & 7 & 14 \\ 4 & -2 & 6 & 12 \end{bmatrix} & & \begin{bmatrix} 1 & -3 & -1 & -2 \\ 0 & 7 & 7 & 14 \\ 0 & 10 & 10 & 20 \end{bmatrix} \\ \xrightarrow{\frac{1}{7}R_2} & & \xrightarrow{3R_2 + R_1} \\ \begin{bmatrix} 1 & -3 & -1 & -2 \\ 0 & 1 & 1 & 2 \\ 0 & 10 & 10 & 20 \end{bmatrix} & & \begin{bmatrix} 1 & 0 & 2 & 4 \\ 0 & 1 & 1 & 2 \\ 0 & 10 & 10 & 20 \end{bmatrix} \\ \xrightarrow{-10R_2 + R_3} & & \\ \begin{bmatrix} \boxed{1} & 0 & 2 & 4 \\ 0 & \boxed{1} & 1 & 2 \\ 0 & 0 & 0 & 0 \end{bmatrix} & & \end{array}$$

**C31** Contributed by Robert Beezer Statement [40]

$$\begin{array}{ccc} \begin{bmatrix} 1 & 2 & -4 \\ -3 & -1 & -3 \\ -2 & 1 & -7 \end{bmatrix} & \xrightarrow{3R_1 + R_2} & \begin{bmatrix} 1 & 2 & -4 \\ 0 & 5 & -15 \\ -2 & 1 & -7 \end{bmatrix} \\ \xrightarrow{2R_1 + R_3} & & \xrightarrow{\frac{1}{5}R_2} \\ \begin{bmatrix} 1 & 2 & -4 \\ 0 & 5 & -15 \\ 0 & 5 & -15 \end{bmatrix} & & \begin{bmatrix} 1 & 2 & -4 \\ 0 & 1 & -3 \\ 0 & 5 & -15 \end{bmatrix} \\ \xrightarrow{-2R_2 + R_1} & & \xrightarrow{-5R_2 + R_3} \\ \begin{bmatrix} 1 & 0 & 2 \\ 0 & 1 & -3 \\ 0 & 5 & -15 \end{bmatrix} & & \begin{bmatrix} \boxed{1} & 0 & 2 \\ 0 & \boxed{1} & -3 \\ 0 & 0 & 0 \end{bmatrix} \end{array}$$

**C32** Contributed by Robert Beezer Statement [40]

Following the algorithm of Theorem REMEF [28], and working to create pivot columns from left to right, we have

$$\begin{array}{ccc} \begin{bmatrix} 1 & 1 & 1 \\ -4 & -3 & -2 \\ 3 & 2 & 1 \end{bmatrix} \xrightarrow{4R_1 + R_2} & \begin{bmatrix} 1 & 1 & 1 \\ 0 & 1 & 2 \\ 3 & 2 & 1 \end{bmatrix} \xrightarrow{-3R_1 + R_3} & \begin{bmatrix} \boxed{1} & 1 & 1 \\ 0 & 1 & 2 \\ 0 & -1 & -2 \end{bmatrix} \xrightarrow{-1R_2 + R_1} \\ \begin{bmatrix} \boxed{1} & 0 & -1 \\ 0 & 1 & 2 \\ 0 & -1 & -2 \end{bmatrix} \xrightarrow{1R_2 + R_3} & \begin{bmatrix} \boxed{1} & 0 & -1 \\ 0 & \boxed{1} & 2 \\ 0 & 0 & 0 \end{bmatrix} & \end{array}$$

**C33** Contributed by Robert Beezer Statement [40]

Following the algorithm of Theorem REMEF [28], and working to create pivot columns from left to right, we have

$$\begin{array}{ccc} \begin{bmatrix} 1 & 2 & -1 & -1 \\ 2 & 4 & -1 & 4 \\ -1 & -2 & 3 & 5 \end{bmatrix} \xrightarrow{-2R_1 + R_2} & \begin{bmatrix} 1 & 2 & -1 & -1 \\ 0 & 0 & 1 & 6 \\ -1 & -2 & 3 & 5 \end{bmatrix} \xrightarrow{1R_1 + R_3} & \begin{bmatrix} \boxed{1} & 2 & -1 & -1 \\ 0 & 0 & 1 & 6 \\ 0 & 0 & 2 & 4 \end{bmatrix} \xrightarrow{1R_2 + R_1} \end{array}$$

$$\begin{array}{ccc}
 \begin{bmatrix} \boxed{1} & 2 & 0 & 5 \\ 0 & 0 & 1 & 6 \\ 0 & 0 & 2 & 4 \end{bmatrix} & \xrightarrow{-2R_2+R_3} & \begin{bmatrix} \boxed{1} & 2 & 0 & 5 \\ 0 & 0 & \boxed{1} & 6 \\ 0 & 0 & 0 & -8 \end{bmatrix} & \xrightarrow{-\frac{1}{8}R_3} & \begin{bmatrix} \boxed{1} & 2 & 0 & 5 \\ 0 & 0 & \boxed{1} & 6 \\ 0 & 0 & 0 & 1 \end{bmatrix} & \xrightarrow{-6R_3+R_2} \\
 \begin{bmatrix} \boxed{1} & 2 & 0 & 5 \\ 0 & 0 & \boxed{1} & 0 \\ 0 & 0 & 0 & 1 \end{bmatrix} & \xrightarrow{-5R_3+R_1} & \begin{bmatrix} \boxed{1} & 2 & 0 & 0 \\ 0 & 0 & \boxed{1} & 0 \\ 0 & 0 & 0 & \boxed{1} \end{bmatrix} & & & 
 \end{array}$$

**M40** Contributed by Robert Beezer Statement [40]

(a) Let  $R$  be the common reduced row-echelon form of  $B$  and  $C$ . A sequence of row operations converts  $B$  to  $R$  and a second sequence of row operations converts  $C$  to  $R$ . If we “reverse” the second sequence’s order, and reverse each individual row operation (see Exercise RREF.T10 [41]) then we can begin with  $B$ , convert to  $R$  with the first sequence, and then convert to  $C$  with the reversed sequence. Satisfying Definition REM [26] we can say  $B$  and  $C$  are row-equivalent matrices.

(b) We will work this carefully for the first row of  $B$  and just give the solution for the next two rows. For row 1 of  $B$  take  $i = 1$  and we have

$$[B]_{1j} = \delta_{11} [C]_{1j} + \delta_{12} [C]_{2j} + \delta_{13} [C]_{3j} \quad 1 \leq j \leq 4$$

If we substitute the four values for  $j$  we arrive at four linear equations in the three unknowns  $\delta_{11}, \delta_{12}, \delta_{13}$ ,

$$\begin{array}{llll}
 (j = 1) & [B]_{11} = \delta_{11} [C]_{11} + \delta_{12} [C]_{21} + \delta_{13} [C]_{31} & \Rightarrow & 1 = \delta_{11}(1) + \delta_{12}(1) + \delta_{13}(-1) \\
 (j = 2) & [B]_{12} = \delta_{11} [C]_{12} + \delta_{12} [C]_{22} + \delta_{13} [C]_{32} & \Rightarrow & 3 = \delta_{11}(2) + \delta_{12}(1) + \delta_{13}(-1) \\
 (j = 3) & [B]_{13} = \delta_{11} [C]_{13} + \delta_{12} [C]_{23} + \delta_{13} [C]_{33} & \Rightarrow & -2 = \delta_{11}(1) + \delta_{12}(4) + \delta_{13}(-4) \\
 (j = 4) & [B]_{14} = \delta_{11} [C]_{14} + \delta_{12} [C]_{24} + \delta_{13} [C]_{34} & \Rightarrow & 2 = \delta_{11}(2) + \delta_{12}(0) + \delta_{13}(1)
 \end{array}$$

We form the augmented matrix of this system and row-reduce to find the solutions,

$$\begin{bmatrix} 1 & 1 & -1 & 1 \\ 2 & 1 & -1 & 3 \\ 1 & 4 & -4 & -2 \\ 2 & 0 & 1 & 2 \end{bmatrix} \xrightarrow{\text{RREF}} \begin{bmatrix} \boxed{1} & 0 & 0 & 2 \\ 0 & \boxed{1} & 0 & -3 \\ 0 & 0 & \boxed{1} & -2 \\ 0 & 0 & 0 & 0 \end{bmatrix}$$

So the unique solution is  $\delta_{11} = 2$ ,  $\delta_{12} = -3$ ,  $\delta_{13} = -2$ . Entirely similar work will lead you to

$$\delta_{21} = -1 \qquad \delta_{22} = 1 \qquad \delta_{23} = 1$$

and

$$\delta_{31} = -4 \qquad \delta_{32} = 8 \qquad \delta_{33} = 5$$

**M50** Contributed by Robert Beezer Statement [40]

Let  $c, t, m, b$  denote the number of cars, trucks, motorcycles, and bicycles. Then the statements from the problem yield the equations:

$$\begin{array}{r}
 c + t + m + b = 66 \\
 c - 4t = 0 \\
 4c + 4t + 2m + 2b = 252
 \end{array}$$

The augmented matrix for this system is

$$\begin{bmatrix} 1 & 1 & 1 & 1 & 66 \\ 1 & -4 & 0 & 0 & 0 \\ 4 & 4 & 2 & 2 & 252 \end{bmatrix}$$

which row-reduces to

$$\begin{bmatrix} \boxed{1} & 0 & 0 & 0 & 48 \\ 0 & \boxed{1} & 0 & 0 & 12 \\ 0 & 0 & \boxed{1} & 1 & 6 \end{bmatrix}$$

$c = 48$  is the first equation represented in the row-reduced matrix so there are 48 cars.  $m + b = 6$  is the third equation represented in the row-reduced matrix so there are anywhere from 0 to 6 bicycles. We can also say that  $b$  is a free variable, but the context of the problem limits it to 7 integer values since you cannot have a negative number of motorcycles.

**T10** Contributed by Robert Beezer Statement [41]

If we can reverse each row operation individually, then we can reverse a sequence of row operations. The operations that reverse each operation are listed below, using our shorthand notation,

$$\begin{array}{ll} R_i \leftrightarrow R_j & R_i \leftrightarrow R_j \\ \alpha R_i, \alpha \neq 0 & \frac{1}{\alpha} R_i \\ \alpha R_i + R_j & -\alpha R_i + R_j \end{array}$$

## Section TSS

### Types of Solution Sets

We will now be more careful about analyzing the reduced row-echelon form derived from the augmented matrix of a system of linear equations. In particular, we will see how to systematically handle the situation when we have infinitely many solutions to a system, and we will prove that every system of linear equations has either zero, one or infinitely many solutions. With these tools, we will be able to solve any system by a well-described method.

#### Subsection CS

#### Consistent Systems

The computer scientist Donald Knuth said, “Science is what we understand well enough to explain to a computer. Art is everything else.” In this section we’ll remove solving systems of equations from the realm of art, and into the realm of science. We begin with a definition.

#### Definition CS

#### Consistent System

A system of linear equations is **consistent** if it has at least one solution. Otherwise, the system is called **inconsistent**.  $\triangle$

We will want to first recognize when a system is inconsistent or consistent, and in the case of consistent systems we will be able to further refine the types of solutions possible. We will do this by analyzing the reduced row-echelon form of a matrix, using the value of  $r$ , and the sets of column indices,  $D$  and  $F$ , first defined back in Definition RREF [27].

Use of the notation for the elements of  $D$  and  $F$  can be a bit confusing, since we have subscripted variables that are in turn equal to integers used to index the matrix. However, many questions about matrices and systems of equations can be answered once we know  $r$ ,  $D$  and  $F$ . The choice of the letters  $D$  and  $F$  refer to our upcoming definition of dependent and free variables (Definition IDV [50]). An example will help us begin to get comfortable with this aspect of reduced row-echelon form.

#### Example RREFN

#### Reduced row-echelon form notation

For the  $5 \times 9$  matrix

$$B = \begin{bmatrix} \boxed{1} & 5 & 0 & 0 & 2 & 8 & 0 & 5 & -1 \\ 0 & 0 & \boxed{1} & 0 & 4 & 7 & 0 & 2 & 0 \\ 0 & 0 & 0 & \boxed{1} & 3 & 9 & 0 & 3 & -6 \\ 0 & 0 & 0 & 0 & 0 & 0 & \boxed{1} & 4 & 2 \\ 0 & 0 & 0 & 0 & 0 & 0 & 0 & 0 & 0 \end{bmatrix}$$

in reduced row-echelon form we have

$$\begin{array}{ccccccccc} r & = & 4 & & & & & & & \\ d_1 & = & 1 & & d_2 & = & 3 & & d_3 & = & 4 & & d_4 & = & 7 & & \\ f_1 & = & 2 & & f_2 & = & 5 & & f_3 & = & 6 & & f_4 & = & 8 & & f_5 & = & 9 \end{array}$$

Notice that the sets

$$D = \{d_1, d_2, d_3, d_4\} = \{1, 3, 4, 7\} \quad F = \{f_1, f_2, f_3, f_4, f_5\} = \{2, 5, 6, 8, 9\}$$

have nothing in common and together account for all of the columns of  $B$  (we say it is a **partition** of the set of column indices).  $\square$

The number  $r$  is the single most important piece of information we can get from the reduced row-echelon form of a matrix. It is defined as the number of nonzero rows, but since each nonzero row has a leading 1, it is also the number of leading 1's present. For each leading 1, we have a pivot column, so  $r$  is also the number of pivot columns. Repeating ourselves,  $r$  is the number of nonzero rows, the number of leading 1's *and* the number of pivot columns. Across different situations, each of these interpretations of the meaning of  $r$  will be useful.

Before proving some theorems about the possibilities for solution sets to systems of equations, let's analyze one particular system with an infinite solution set very carefully as an example. We'll use this technique frequently, and shortly we'll refine it slightly.

Archetypes I and J are both fairly large for doing computations by hand (though not impossibly large). Their properties are very similar, so we will frequently analyze the situation in Archetype I, and leave you the joy of analyzing Archetype J yourself. So work through Archetype I with the text, by hand and/or with a computer, and then tackle Archetype J yourself (and check your results with those listed). Notice too that the archetypes describing systems of equations each lists the values of  $r$ ,  $D$  and  $F$ . Here we go...

### Example ISSI

#### Describing infinite solution sets, Archetype I

Archetype I [711] is the system of  $m = 4$  equations in  $n = 7$  variables.

$$\begin{aligned}x_1 + 4x_2 - x_4 + 7x_6 - 9x_7 &= 3 \\2x_1 + 8x_2 - x_3 + 3x_4 + 9x_5 - 13x_6 + 7x_7 &= 9 \\2x_3 - 3x_4 - 4x_5 + 12x_6 - 8x_7 &= 1 \\-x_1 - 4x_2 + 2x_3 + 4x_4 + 8x_5 - 31x_6 + 37x_7 &= 4\end{aligned}$$

This system has a  $4 \times 8$  augmented matrix that is row-equivalent to the following matrix (check this!), and which is in reduced row-echelon form (the existence of this matrix is guaranteed by Theorem REMEF [28] and its uniqueness is guaranteed by Theorem RREFU [30]),

$$\left[ \begin{array}{cccccccc} \boxed{1} & 4 & 0 & 0 & 2 & 1 & -3 & 4 \\ 0 & 0 & \boxed{1} & 0 & 1 & -3 & 5 & 2 \\ 0 & 0 & 0 & \boxed{1} & 2 & -6 & 6 & 1 \\ 0 & 0 & 0 & 0 & 0 & 0 & 0 & 0 \end{array} \right]$$

So we find that  $r = 3$  and

$$D = \{d_1, d_2, d_3\} = \{1, 3, 4\} \quad F = \{f_1, f_2, f_3, f_4, f_5\} = \{2, 5, 6, 7, 8\}$$

Let  $i$  denote one of the  $r = 3$  non-zero rows, and then we see that we can solve the corresponding equation represented by this row for the variable  $x_{d_i}$  and write it as a linear function of the variables  $x_{f_1}, x_{f_2}, x_{f_3}, x_{f_4}$  (notice that  $f_5 = 8$  does not reference a variable). We'll do this now, but you can already see how the subscripts upon subscripts takes some getting used to.

$$\begin{aligned}(i = 1) \quad & x_{d_1} = x_1 = 4 - 4x_2 - 2x_5 - x_6 + 3x_7 \\(i = 2) \quad & x_{d_2} = x_3 = 2 - x_5 + 3x_6 - 5x_7 \\(i = 3) \quad & x_{d_3} = x_4 = 1 - 2x_5 + 6x_6 - 6x_7\end{aligned}$$

Each element of the set  $F = \{f_1, f_2, f_3, f_4, f_5\} = \{2, 5, 6, 7, 8\}$  is the index of a variable, except for  $f_5 = 8$ . We refer to  $x_{f_1} = x_2$ ,  $x_{f_2} = x_5$ ,  $x_{f_3} = x_6$  and  $x_{f_4} = x_7$  as "free" (or "independent") variables since they are allowed to assume any possible combination of values that we can imagine and we can continue on to build a solution to the system by solving individual equations for the values of the other ("dependent") variables.

Each element of the set  $D = \{d_1, d_2, d_3\} = \{1, 3, 4\}$  is the index of a variable. We refer to the variables  $x_{d_1} = x_1$ ,  $x_{d_2} = x_3$  and  $x_{d_3} = x_4$  as "dependent" variables since they *depend* on

the *independent* variables. More precisely, for each possible choice of values for the independent variables we get *exactly one* set of values for the dependent variables that combine to form a solution of the system.

To express the solutions as a set, we write

$$\left\{ \begin{array}{l} \left[ \begin{array}{c} 4 - 4x_2 - 2x_5 - x_6 + 3x_7 \\ x_2 \\ 2 - x_5 + 3x_6 - 5x_7 \\ 1 - 2x_5 + 6x_6 - 6x_7 \\ x_5 \\ x_6 \\ x_7 \end{array} \right] \mid x_2, x_5, x_6, x_7 \in \mathbb{C} \end{array} \right\}$$

The condition that  $x_2, x_5, x_6, x_7 \in \mathbb{C}$  is how we specify that the variables  $x_2, x_5, x_6, x_7$  are “free” to assume any possible values.

This systematic approach to solving a system of equations will allow us to create a precise description of the solution set for any consistent system once we have found the reduced row-echelon form of the augmented matrix. It will work just as well when the set of free variables is empty and we get just a single solution. And we could program a computer to do it! Now have a whack at Archetype J (Exercise TSS.T10 [56]), mimicking the discussion in this example. We’ll still be here when you get back.  $\boxtimes$

Using the reduced row-echelon form of the augmented matrix of a system of equations to determine the nature of the solution set of the system is a very key idea. So let’s look at one more example like the last one. But first a definition, and then the example. We mix our metaphors a bit when we call variables free versus dependent. Maybe we should call dependent variables “enslaved”?

### Definition IDV

#### Independent and Dependent Variables

Suppose  $A$  is the augmented matrix of a consistent system of linear equations and  $B$  is a row-equivalent matrix in reduced row-echelon form. Suppose  $j$  is the index of a column of  $B$  that contains the leading 1 for some row (i.e. column  $j$  is a pivot column). Then the variable  $x_j$  is **dependent**. A variable that is not dependent is called **independent** or **free**.  $\triangle$

If you studied this definition carefully, you might wonder what to do if the system has  $n$  variables and column  $n + 1$  is a pivot column? We will see shortly, by Theorem RCLS [51], that this never happens for a consistent system.

### Example FDV

#### Free and dependent variables

Consider the system of five equations in five variables,

$$\begin{aligned} x_1 - x_2 - 2x_3 + x_4 + 11x_5 &= 13 \\ x_1 - x_2 + x_3 + x_4 + 5x_5 &= 16 \\ 2x_1 - 2x_2 + x_4 + 10x_5 &= 21 \\ 2x_1 - 2x_2 - x_3 + 3x_4 + 20x_5 &= 38 \\ 2x_1 - 2x_2 + x_3 + x_4 + 8x_5 &= 22 \end{aligned}$$

whose augmented matrix row-reduces to

$$\left[ \begin{array}{cccccc} \boxed{1} & -1 & 0 & 0 & 3 & 6 \\ 0 & 0 & \boxed{1} & 0 & -2 & 1 \\ 0 & 0 & 0 & \boxed{1} & 4 & 9 \\ 0 & 0 & 0 & 0 & 0 & 0 \\ 0 & 0 & 0 & 0 & 0 & 0 \end{array} \right]$$

There are leading 1's in columns 1, 3 and 4, so  $D = \{1, 3, 4\}$ . From this we know that the variables  $x_1$ ,  $x_3$  and  $x_4$  will be dependent variables, and each of the  $r = 3$  nonzero rows of the row-reduced matrix will yield an expression for one of these three variables. The set  $F$  is all the remaining column indices,  $F = \{2, 5, 6\}$ . That  $6 \in F$  refers to the column originating from the vector of constants, but the remaining indices in  $F$  will correspond to free variables, so  $x_2$  and  $x_5$  (the remaining variables) are our free variables. The resulting three equations that describe our solution set are then,

$$\begin{array}{ll} (x_{d_1} = x_1) & x_1 = 6 + x_2 - 3x_5 \\ (x_{d_2} = x_3) & x_3 = 1 + 2x_5 \\ (x_{d_3} = x_4) & x_4 = 9 - 4x_5 \end{array}$$

Make sure you understand where these three equations came from, and notice how the location of the leading 1's determined the variables on the left-hand side of each equation. We can compactly describe the solution set as,

$$S = \left\{ \left[ \begin{array}{c} 6 + x_2 - 3x_5 \\ x_2 \\ 1 + 2x_5 \\ 9 - 4x_5 \\ x_5 \end{array} \right] \mid x_2, x_5 \in \mathbb{C} \right\}$$

Notice how we express the freedom for  $x_2$  and  $x_5$ :  $x_2, x_5 \in \mathbb{C}$ . □

Sets are an important part of algebra, and we've seen a few already. Being comfortable with sets is important for understanding and writing proofs. If you haven't already, pay a visit now to Section SET [659].

We can now use the values of  $m$ ,  $n$ ,  $r$ , and the independent and dependent variables to categorize the solution sets for linear systems through a sequence of theorems. Through the following sequence of proofs, you will want to consult three proof techniques. See Technique E [666]. See Technique N [667]. See Technique CP [667].

First we have an important theorem that explores the distinction between consistent and inconsistent linear systems.

### Theorem RCLS

#### Recognizing Consistency of a Linear System

Suppose  $A$  is the augmented matrix of a system of linear equations with  $n$  variables. Suppose also that  $B$  is a row-equivalent matrix in reduced row-echelon form with  $r$  nonzero rows. Then the system of equations is inconsistent if and only if the leading 1 of row  $r$  is located in column  $n + 1$  of  $B$ . □

**Proof** ( $\Leftarrow$ ) The first half of the proof begins with the assumption that the leading 1 of row  $r$  is located in column  $n + 1$  of  $B$ . Then row  $r$  of  $B$  begins with  $n$  consecutive zeros, finishing with the leading 1. This is a representation of the equation  $0 = 1$ , which is false. Since this equation is false for any collection of values we might choose for the variables, there are no solutions for the system of equations, and it is inconsistent.

( $\Rightarrow$ ) For the second half of the proof, we wish to show that if we assume the system is inconsistent, then the final leading 1 is located in the last column. But instead of proving this directly, we'll form the logically equivalent statement that is the contrapositive, and prove that instead (see Technique CP [667]). Turning the implication around, and negating each portion, we arrive at the logically equivalent statement: If the leading 1 of row  $r$  is not in column  $n + 1$ , then the system of equations is consistent.

If the leading 1 for row  $r$  is located somewhere in columns 1 through  $n$ , then *every* preceding row's leading 1 is also located in columns 1 through  $n$ . In other words, since the last leading 1 is not in the last column, no leading 1 for any row is in the last column, due to the echelon layout of the leading 1's (Definition RREF [27]). We will now construct a solution to the system by setting each dependent variable to the entry of the final column for the row with the corresponding leading

1, and setting each free variable to zero. That sentence is pretty vague, so let's be more precise. Using our notation for the sets  $D$  and  $F$  from the reduced row-echelon form (Notation RREFA [28]):

$$x_{d_i} = [B]_{i,n+1}, \quad 1 \leq i \leq r \qquad x_{f_i} = 0, \quad 1 \leq i \leq n - r$$

These values for the variables make the equations represented by the first  $r$  rows of  $B$  all true (convince yourself of this). Rows numbered greater than  $r$  (if any) are all zero rows, hence represent the equation  $0 = 0$  and are also all true. We have now identified one solution to the system represented by  $B$ , and hence a solution to the system represented by  $A$  (Theorem REMES [26]). So we can say the system is consistent (Definition CS [48]). ■

The beauty of this theorem being an equivalence is that we can unequivocally test to see if a system is consistent or inconsistent by looking at just a single entry of the reduced row-echelon form matrix. We could program a computer to do it!

Notice that for a consistent system the row-reduced augmented matrix has  $n + 1 \in F$ , so the largest element of  $F$  does not refer to a variable. Also, for an inconsistent system,  $n + 1 \in D$ , and it then does not make much sense to discuss whether or not variables are free or dependent since there is no solution. Take a look back at Definition IDV [50] and see why we did not need to consider the possibility of referencing  $x_{n+1}$  as a dependent variable.

With the characterization of Theorem RCLS [51], we can explore the relationships between  $r$  and  $n$  in light of the consistency of a system of equations. First, a situation where we can quickly conclude the inconsistency of a system.

### Theorem ISRN

#### Inconsistent Systems, $r$ and $n$

Suppose  $A$  is the augmented matrix of a system of linear equations in  $n$  variables. Suppose also that  $B$  is a row-equivalent matrix in reduced row-echelon form with  $r$  rows that are not completely zeros. If  $r = n + 1$ , then the system of equations is inconsistent. □

**Proof** If  $r = n + 1$ , then  $D = \{1, 2, 3, \dots, n, n + 1\}$  and every column of  $B$  contains a leading 1 and is a pivot column. In particular, the entry of column  $n + 1$  for row  $r = n + 1$  is a leading 1. Theorem RCLS [51] then says that the system is inconsistent. ■

Do not confuse Theorem ISRN [52] with its converse! Go check out Technique CV [667] right now.

Next, if a system is consistent, we can distinguish between a unique solution and infinitely many solutions, and furthermore, we recognize that these are the only two possibilities.

### Theorem CSRN

#### Consistent Systems, $r$ and $n$

Suppose  $A$  is the augmented matrix of a *consistent* system of linear equations with  $n$  variables. Suppose also that  $B$  is a row-equivalent matrix in reduced row-echelon form with  $r$  rows that are not zero rows. Then  $r \leq n$ . If  $r = n$ , then the system has a unique solution, and if  $r < n$ , then the system has infinitely many solutions. □

**Proof** This theorem contains three implications that we must establish. Notice first that  $B$  has  $n + 1$  columns, so there can be at most  $n + 1$  pivot columns, i.e.  $r \leq n + 1$ . If  $r = n + 1$ , then Theorem ISRN [52] tells us that the system is inconsistent, contrary to our hypothesis. We are left with  $r \leq n$ .

When  $r = n$ , we find  $n - r = 0$  free variables (i.e.  $F = \{n + 1\}$ ) and any solution must equal the unique solution given by the first  $n$  entries of column  $n + 1$  of  $B$ .

When  $r < n$ , we have  $n - r > 0$  free variables, corresponding to columns of  $B$  without a leading 1, excepting the final column, which also does not contain a leading 1 by Theorem RCLS [51]. By varying the values of the free variables suitably, we can demonstrate infinitely many solutions. ■



## Subsection FV

### Free Variables

---

The next theorem simply states a conclusion from the final paragraph of the previous proof, allowing us to state explicitly the number of free variables for a consistent system.

#### Theorem FVCS

##### Free Variables for Consistent Systems

Suppose  $A$  is the augmented matrix of a *consistent* system of linear equations with  $n$  variables. Suppose also that  $B$  is a row-equivalent matrix in reduced row-echelon form with  $r$  rows that are not completely zeros. Then the solution set can be described with  $n - r$  free variables.  $\square$

**Proof** See the proof of Theorem CSRN [52].  $\blacksquare$

#### Example CFV

##### Counting free variables

For each archetype that is a system of equations, the values of  $n$  and  $r$  are listed. Many also contain a few sample solutions. We can use this information profitably, as illustrated by four examples.

1. Archetype A [678] has  $n = 3$  and  $r = 2$ . It can be seen to be consistent by the sample solutions given. Its solution set then has  $n - r = 1$  free variables, and therefore will be infinite.
2. Archetype B [682] has  $n = 3$  and  $r = 3$ . It can be seen to be consistent by the single sample solution given. Its solution set can then be described with  $n - r = 0$  free variables, and therefore will have just the single solution.
3. Archetype H [707] has  $n = 2$  and  $r = 3$ . In this case,  $r = n + 1$ , so Theorem ISRN [52] says the system is inconsistent. We should not try to apply Theorem FVCS [53] to count free variables, since the theorem only applies to consistent systems. (What would happen if you did?)
4. Archetype E [695] has  $n = 4$  and  $r = 3$ . However, by looking at the reduced row-echelon form of the augmented matrix, we find a leading 1 in row 3, column 4. By Theorem RCLS [51] we recognize the system as inconsistent. (Why doesn't this example contradict Theorem ISRN [52]?)

$\boxtimes$

We have accomplished a lot so far, but our main goal has been the following theorem, which is now very simple to prove. The proof is so simple that we ought to call it a corollary, but the result is important enough that it deserves to be called a theorem. (See Technique LC [672].) Notice that this theorem was presaged first by Example TTS [10] and further foreshadowed by other examples.

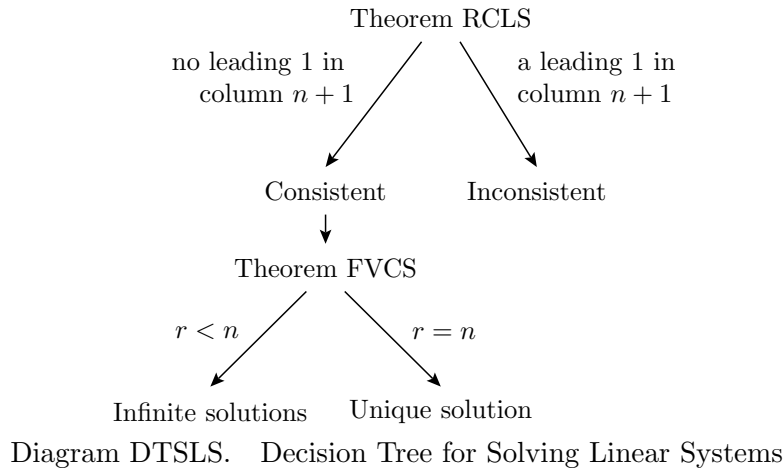
#### Theorem PSSLS

##### Possible Solution Sets for Linear Systems

A system of linear equations has no solutions, a unique solution or infinitely many solutions.  $\square$

**Proof** By its definition, a system is either inconsistent or consistent (Definition CS [48]). The first case describes systems with no solutions. For consistent systems, we have the remaining two possibilities as guaranteed by, and described in, Theorem CSRN [52].  $\blacksquare$

Here is a diagram that consolidates several of our theorems from this section, and which is of practical use when you analyze systems of equations.



We have one more theorem to round out our set of tools for determining solution sets to systems of linear equations.

**Theorem CMVEI**

**Consistent, More Variables than Equations, Infinite solutions**

Suppose a consistent system of linear equations has  $m$  equations in  $n$  variables. If  $n > m$ , then the system has infinitely many solutions.  $\square$

**Proof** Suppose that the augmented matrix of the system of equations is row-equivalent to  $B$ , a matrix in reduced row-echelon form with  $r$  nonzero rows. Because  $B$  has  $m$  rows in total, the number that are nonzero rows is less. In other words,  $r \leq m$ . Follow this with the hypothesis that  $n > m$  and we find that the system has a solution set described by at least one free variable because

$$n - r \geq n - m > 0.$$

A consistent system with free variables will have an infinite number of solutions, as given by Theorem CSRN [52].  $\blacksquare$

Notice that to use this theorem we need only know that the system is consistent, together with the values of  $m$  and  $n$ . We do not necessarily have to compute a row-equivalent reduced row-echelon form matrix, even though we discussed such a matrix in the proof. This is the substance of the following example.

**Example OSGMD**

**One solution gives many, Archetype D**

Archetype D is the system of  $m = 3$  equations in  $n = 4$  variables,

$$\begin{aligned} 2x_1 + x_2 + 7x_3 - 7x_4 &= 8 \\ -3x_1 + 4x_2 - 5x_3 - 6x_4 &= -12 \\ x_1 + x_2 + 4x_3 - 5x_4 &= 4 \end{aligned}$$

and the solution  $x_1 = 0, x_2 = 1, x_3 = 2, x_4 = 1$  can be checked easily by substitution. Having been handed this solution, we know the system is consistent. This, together with  $n > m$ , allows us to apply Theorem CMVEI [54] and conclude that the system has infinitely many solutions.  $\square$

These theorems give us the procedures and implications that allow us to completely solve any system of linear equations. The main computational tool is using row operations to convert an augmented matrix into reduced row-echelon form. Here’s a broad outline of how we would instruct a computer to solve a system of linear equations.

1. Represent a system of linear equations by an augmented matrix (an array is the appropriate data structure in most computer languages).
2. Convert the matrix to a row-equivalent matrix in reduced row-echelon form using the procedure from the proof of Theorem REMEF [28].

3. Determine  $r$  and locate the leading 1 of row  $r$ . If it is in column  $n + 1$ , output the statement that the system is inconsistent and halt.
4. With the leading 1 of row  $r$  not in column  $n + 1$ , there are two possibilities:
  - (a)  $r = n$  and the solution is unique. It can be read off directly from the entries in rows 1 through  $n$  of column  $n + 1$ .
  - (b)  $r < n$  and there are infinitely many solutions. If only a single solution is needed, set all the free variables to zero and read off the dependent variable values from column  $n + 1$ , as in the second half of the proof of Theorem RCLS [51]. If the entire solution set is required, figure out some nice compact way to describe it, since your finite computer is not big enough to hold all the solutions (we'll have such a way soon).

The above makes it all sound a bit simpler than it really is. In practice, row operations employ division (usually to get a leading entry of a row to convert to a leading 1) and that will introduce round-off errors. Entries that should be zero sometimes end up being very, very small nonzero entries, or small entries lead to overflow errors when used as divisors. A variety of strategies can be employed to minimize these sorts of errors, and this is one of the main topics in the important subject known as numerical linear algebra.

Solving a linear system is such a fundamental problem in so many areas of mathematics, and its applications, that any computational device worth using for linear algebra will have a built-in routine to do just that. See: Computation LS.MMA [644] Computation LS.SAGE [652]. In this section we've gained a foolproof procedure for solving any system of linear equations, no matter how many equations or variables. We also have a handful of theorems that allow us to determine partial information about a solution set without actually constructing the whole set itself. Donald Knuth would be proud.

## Subsection READ

### Reading Questions

---

1. How do we recognize when a system of linear equations is inconsistent?
2. Suppose we have converted the augmented matrix of a system of equations into reduced row-echelon form. How do we then identify the dependent and independent (free) variables?
3. What are the possible solution sets for a system of linear equations?

## Subsection EXC

### Exercises

---

**C10** In the spirit of Example ISSI [49], describe the infinite solution set for Archetype J [715].  
Contributed by Robert Beezer

**M45** Prove that Archetype J [715] has infinitely many solutions *without* row-reducing the augmented matrix.  
Contributed by Robert Beezer Solution [58]

For Exercises M51–M57 say **as much as possible** about each system's solution set. Be sure to make it clear which theorems you are using to reach your conclusions.

**M51** A consistent system of 8 equations in 6 variables.  
Contributed by Robert Beezer Solution [58]

**M52** A consistent system of 6 equations in 8 variables.  
Contributed by Robert Beezer Solution [58]

**M53** A system of 5 equations in 9 variables.  
Contributed by Robert Beezer Solution [58]

**M54** A system with 12 equations in 35 variables.  
Contributed by Robert Beezer Solution [58]

**M56** A system with 6 equations in 12 variables.  
Contributed by Robert Beezer Solution [58]

**M57** A system with 8 equations and 6 variables. The reduced row-echelon form of the augmented matrix of the system has 7 pivot columns.  
Contributed by Robert Beezer Solution [58]

**M60** Without doing any computations, and without examining any solutions, say as much as possible about the form of the solution set for each archetype that is a system of equations.

Archetype A [678]

Archetype B [682]

Archetype C [687]

Archetype D [691]

Archetype E [695]

Archetype F [698]

Archetype G [703]

Archetype H [707]

Archetype I [711]

Archetype J [715]

Contributed by Robert Beezer

**T10** An inconsistent system may have  $r > n$ . If we try (incorrectly!) to apply Theorem FVCS [53] to such a system, how many free variables would we discover?  
Contributed by Robert Beezer Solution [58]

**T40** Suppose that the coefficient matrix of a consistent system of linear equations has two columns that are identical. Prove that the system has infinitely many solutions.  
Contributed by Robert Beezer Solution [58]

**T41** Consider the system of linear equations  $\mathcal{LS}(A, \mathbf{b})$ , and suppose that every element of the vector of constants  $\mathbf{b}$  is a common multiple of the corresponding element of a certain column of  $A$ . More precisely, there is a complex number  $\alpha$ , and a column index  $j$ , such that  $[\mathbf{b}]_i = \alpha [A]_{ij}$  for all  $i$ . Prove that the system is consistent.

Contributed by Robert Beezer Solution [58]

## Subsection SOL Solutions

---

**M45** Contributed by Robert Beezer Statement [56]

Demonstrate that the system is consistent by verifying any one of the four sample solutions provided. Then because  $n = 9 > 6 = m$ , Theorem CMVEI [54] gives us the conclusion that the system has infinitely many solutions.

Notice that we only know the system will have *at least*  $9 - 6 = 3$  free variables, but very well could have more. We do not know that  $r = 6$ , only that  $r \leq 6$ .

**M51** Contributed by Robert Beezer Statement [56]

Consistent means there is at least one solution (Definition CS [48]). It will have either a unique solution or infinitely many solutions (Theorem PSSLS [53]).

**M52** Contributed by Robert Beezer Statement [56]

With 6 rows in the augmented matrix, the row-reduced version will have  $r \leq 6$ . Since the system is consistent, apply Theorem CSRN [52] to see that  $n - r \geq 2$  implies infinitely many solutions.

**M53** Contributed by Robert Beezer Statement [56]

The system could be inconsistent. If it is consistent, then because it has more variables than equations Theorem CMVEI [54] implies that there would be infinitely many solutions. So, of all the possibilities in Theorem PSSLS [53], only the case of a unique solution can be ruled out.

**M54** Contributed by Robert Beezer Statement [56]

The system could be inconsistent. If it is consistent, then Theorem CMVEI [54] tells us the solution set will be infinite. So we can be certain that there is not a unique solution.

**M56** Contributed by Robert Beezer Statement [56]

The system could be inconsistent. If it is consistent, and since  $12 > 6$ , then Theorem CMVEI [54] says we will have infinitely many solutions. So there are two possibilities. Theorem PSSLS [53] allows to state equivalently that a unique solution is an impossibility.

**M57** Contributed by Robert Beezer Statement [56]

7 pivot columns implies that there are  $r = 7$  nonzero rows (so row 8 is all zeros in the reduced row-echelon form). Then  $n + 1 = 6 + 1 = 7 = r$  and Theorem ISRN [52] allows to conclude that the system is inconsistent.

**T10** Contributed by Robert Beezer Statement [56]

Theorem FVCS [53] will indicate a negative number of free variables, but we can say even more. If  $r > n$ , then the only possibility is that  $r = n + 1$ , and then we compute  $n - r = n - (n + 1) = -1$  free variables.

**T40** Contributed by Robert Beezer Statement [56]

Since the system is consistent, we know there is either a unique solution, or infinitely many solutions (Theorem PSSLS [53]). If we perform row operations (Definition RO [25]) on the augmented matrix of the system, the two equal columns of the coefficient matrix will suffer the same fate, and remain equal in the final reduced row-echelon form. Suppose both of these columns are pivot columns (Definition RREF [27]). Then there is single row containing the two leading 1's of the two pivot columns, a violation of reduced row-echelon form (Definition RREF [27]). So at least one of these columns is not a pivot column, and the column index indicates a free variable in the description of the solution set (Definition IDV [50]). With a free variable, we arrive at an infinite solution set (Theorem FVCS [53]).

**T41** Contributed by Robert Beezer Statement [56]

The condition about the multiple of the column of constants will allow you to show that the following values form a solution of the system  $\mathcal{LS}(A, \mathbf{b})$ ,

$$x_1 = 0 \quad x_2 = 0 \quad \dots \quad x_{j-1} = 0 \quad x_j = \alpha \quad x_{j+1} = 0 \quad \dots \quad x_{n-1} = 0 \quad x_n = 0$$

With one solution of the system known, we can say the system is consistent (Definition CS [48]).

A more involved proof can be built using Theorem RCLS [51]. Begin by proving that each of the three row operations (Definition RO [25]) will convert the augmented matrix of the system into another matrix where column  $j$  is  $\alpha$  times the entry of the same row in the last column. In other words, the “column multiple property” is preserved under row operations. These proofs will get successively more involved as you work through the three operations.

Now construct a proof by contradiction (Technique CD [668]), by supposing that the system is inconsistent. Then the last column of the reduced row-echelon form of the augmented matrix is a pivot column (Theorem RCLS [51]). Then column  $j$  must have a zero in the same row as the leading 1 of the final column. But the “column multiple property” implies that there is an  $\alpha$  in column  $j$  in the same row as the leading 1. So  $\alpha = 0$ . By hypothesis, then the vector of constants is the zero vector. However, if we began with a final column of zeros, row operations would never have created a leading 1 in the final column. This contradicts the final column being a pivot column, and therefore the system cannot be inconsistent.

## Section HSE

### Homogeneous Systems of Equations

In this section we specialize to systems of linear equations where every equation has a zero as its constant term. Along the way, we will begin to express more and more ideas in the language of matrices and begin a move away from writing out whole systems of equations. The ideas initiated in this section will carry through the remainder of the course.

#### Subsection SHS

#### Solutions of Homogeneous Systems

As usual, we begin with a definition.

##### Definition HS

##### Homogeneous System

A system of linear equations,  $\mathcal{LS}(A, \mathbf{b})$  is **homogeneous** if the vector of constants is the zero vector, in other words,  $\mathbf{b} = \mathbf{0}$ .  $\triangle$

##### Example AHSAC

##### Archetype C as a homogeneous system

For each archetype that is a system of equations, we have formulated a similar, yet different, homogeneous system of equations by replacing each equation's constant term with a zero. To wit, for Archetype C [687], we can convert the original system of equations into the homogeneous system,

$$\begin{aligned}2x_1 - 3x_2 + x_3 - 6x_4 &= 0 \\4x_1 + x_2 + 2x_3 + 9x_4 &= 0 \\3x_1 + x_2 + x_3 + 8x_4 &= 0\end{aligned}$$

Can you quickly find a solution to this system without row-reducing the augmented matrix?  $\boxtimes$

As you might have discovered by studying Example AHSAC [60], setting each variable to zero will *always* be a solution of a homogeneous system. This is the substance of the following theorem.

##### Theorem HSC

##### Homogeneous Systems are Consistent

Suppose that a system of linear equations is homogeneous. Then the system is consistent.  $\square$

**Proof** Set each variable of the system to zero. When substituting these values into each equation, the left-hand side evaluates to zero, no matter what the coefficients are. Since a homogeneous system has zero on the right-hand side of each equation as the constant term, each equation is true. With one demonstrated solution, we can call the system consistent.  $\blacksquare$

Since this solution is so obvious, we now define it as the trivial solution.

##### Definition TSHSE

##### Trivial Solution to Homogeneous Systems of Equations

Suppose a homogeneous system of linear equations has  $n$  variables. The solution  $x_1 = 0, x_2 = 0, \dots, x_n = 0$  (i.e.  $\mathbf{x} = \mathbf{0}$ ) is called the **trivial solution**.  $\triangle$

Here are three typical examples, which we will reference throughout this section. Work through the row operations as we bring each to reduced row-echelon form. Also notice what is similar in each example, and what differs.



**Example HUSAB****Homogeneous, unique solution, Archetype B**

Archetype B can be converted to the homogeneous system,

$$\begin{aligned} -11x_1 + 2x_2 - 14x_3 &= 0 \\ 23x_1 - 6x_2 + 33x_3 &= 0 \\ 14x_1 - 2x_2 + 17x_3 &= 0 \end{aligned}$$

whose augmented matrix row-reduces to

$$\left[ \begin{array}{cccc} \boxed{1} & 0 & 0 & 0 \\ 0 & \boxed{1} & 0 & 0 \\ 0 & 0 & \boxed{1} & 0 \end{array} \right]$$

By Theorem HSC [60], the system is consistent, and so the computation  $n - r = 3 - 3 = 0$  means the solution set contains just a single solution. Then, this lone solution must be the trivial solution.  $\square$

**Example HISAA****Homogeneous, infinite solutions, Archetype A**

Archetype A [678] can be converted to the homogeneous system,

$$\begin{aligned} x_1 - x_2 + 2x_3 &= 0 \\ 2x_1 + x_2 + x_3 &= 0 \\ x_1 + x_2 &= 0 \end{aligned}$$

whose augmented matrix row-reduces to

$$\left[ \begin{array}{cccc} \boxed{1} & 0 & 1 & 0 \\ 0 & \boxed{1} & -1 & 0 \\ 0 & 0 & 0 & 0 \end{array} \right]$$

By Theorem HSC [60], the system is consistent, and so the computation  $n - r = 3 - 2 = 1$  means the solution set contains one free variable by Theorem FVCS [53], and hence has infinitely many solutions. We can describe this solution set using the free variable  $x_3$ ,

$$S = \left\{ \begin{bmatrix} x_1 \\ x_2 \\ x_3 \end{bmatrix} \mid x_1 = -x_3, x_2 = x_3 \right\} = \left\{ \begin{bmatrix} -x_3 \\ x_3 \\ x_3 \end{bmatrix} \mid x_3 \in \mathbb{C} \right\}$$

Geometrically, these are points in three dimensions that lie on a line through the origin.  $\square$

**Example HISAD****Homogeneous, infinite solutions, Archetype D**

Archetype D [691] (and identically, Archetype E [695]) can be converted to the homogeneous system,

$$\begin{aligned} 2x_1 + x_2 + 7x_3 - 7x_4 &= 0 \\ -3x_1 + 4x_2 - 5x_3 - 6x_4 &= 0 \\ x_1 + x_2 + 4x_3 - 5x_4 &= 0 \end{aligned}$$

whose augmented matrix row-reduces to

$$\left[ \begin{array}{ccccc} \boxed{1} & 0 & 3 & -2 & 0 \\ 0 & \boxed{1} & 1 & -3 & 0 \\ 0 & 0 & 0 & 0 & 0 \end{array} \right]$$

By Theorem HSC [60], the system is consistent, and so the computation  $n - r = 4 - 2 = 2$  means the solution set contains two free variables by Theorem FVCS [53], and hence has infinitely many solutions. We can describe this solution set using the free variables  $x_3$  and  $x_4$ ,

$$S = \left\{ \begin{bmatrix} x_1 \\ x_2 \\ x_3 \\ x_4 \end{bmatrix} \mid x_1 = -3x_3 + 2x_4, x_2 = -x_3 + 3x_4 \right\}$$

$$= \left\{ \begin{bmatrix} -3x_3 + 2x_4 \\ -x_3 + 3x_4 \\ x_3 \\ x_4 \end{bmatrix} \mid x_3, x_4 \in \mathbb{C} \right\}$$

□

After working through these examples, you might perform the same computations for the slightly larger example, Archetype J [715].

Notice that when we do row operations on the augmented matrix of a homogeneous system of linear equations the last column of the matrix is all zeros. Any one of the three allowable row operations will convert zeros to zeros and thus, the final column of the matrix in reduced row-echelon form will also be all zeros. So in this case, we may be as likely to reference only the coefficient matrix and presume that we remember that the final column begins with zeros, and after any number of row operations is still zero.

Example HISAD [61] suggests the following theorem.

### Theorem HMVEI

#### Homogeneous, More Variables than Equations, Infinite solutions

Suppose that a homogeneous system of linear equations has  $m$  equations and  $n$  variables with  $n > m$ . Then the system has infinitely many solutions. □

**Proof** We are assuming the system is homogeneous, so Theorem HSC [60] says it is consistent. Then the hypothesis that  $n > m$ , together with Theorem CMVEI [54], gives infinitely many solutions. ■

Example HUSAB [60] and Example HISAA [61] are concerned with homogeneous systems where  $n = m$  and expose a fundamental distinction between the two examples. One has a unique solution, while the other has infinitely many. These are exactly the only two possibilities for a homogeneous system and illustrate that each is possible (unlike the case when  $n > m$  where Theorem HMVEI [62] tells us that there is only one possibility for a homogeneous system).

## Subsection NSM

### Null Space of a Matrix

The set of solutions to a homogeneous system (which by Theorem HSC [60] is never empty) is of enough interest to warrant its own name. However, we define it as a property of the coefficient matrix, not as a property of some system of equations.

#### Definition NSM

##### Null Space of a Matrix

The **null space** of a matrix  $A$ , denoted  $\mathcal{N}(A)$ , is the set of all the vectors that are solutions to the homogeneous system  $\mathcal{LS}(A, \mathbf{0})$ .

(This definition contains Notation NSM.)

△

In the Archetypes (Appendix A [674]) each example that is a system of equations also has a corresponding homogeneous system of equations listed, and several sample solutions are given.

These solutions will be elements of the null space of the coefficient matrix. We'll look at one example.

**Example NSEAI**

**Null space elements of Archetype I**

The write-up for Archetype I [711] lists several solutions of the corresponding homogeneous system. Here are two, written as solution vectors. We can say that they are in the null space of the coefficient matrix for the system of equations in Archetype I [711].

$$\mathbf{x} = \begin{bmatrix} 3 \\ 0 \\ -5 \\ -6 \\ 0 \\ 0 \\ 1 \end{bmatrix} \qquad \mathbf{y} = \begin{bmatrix} -4 \\ 1 \\ -3 \\ -2 \\ 1 \\ 1 \\ 1 \end{bmatrix}$$

However, the vector

$$\mathbf{z} = \begin{bmatrix} 1 \\ 0 \\ 0 \\ 0 \\ 0 \\ 0 \\ 2 \end{bmatrix}$$

is not in the null space, since it is not a solution to the homogeneous system. For example, it fails to even make the first equation true. ⊠

Here are two (prototypical) examples of the computation of the null space of a matrix.

**Example CNS1**

**Computing a null space, #1**

Let's compute the null space of

$$A = \begin{bmatrix} 2 & -1 & 7 & -3 & -8 \\ 1 & 0 & 2 & 4 & 9 \\ 2 & 2 & -2 & -1 & 8 \end{bmatrix}$$

which we write as  $\mathcal{N}(A)$ . Translating Definition NSM [62], we simply desire to solve the homogeneous system  $\mathcal{LS}(A, \mathbf{0})$ . So we row-reduce the augmented matrix to obtain

$$\begin{bmatrix} \boxed{1} & 0 & 2 & 0 & 1 & 0 \\ 0 & \boxed{1} & -3 & 0 & 4 & 0 \\ 0 & 0 & 0 & \boxed{1} & 2 & 0 \end{bmatrix}$$

The variables (of the homogeneous system)  $x_3$  and  $x_5$  are free (since columns 1, 2 and 4 are pivot columns), so we arrange the equations represented by the matrix in reduced row-echelon form to

$$\begin{aligned} x_1 &= -2x_3 - x_5 \\ x_2 &= 3x_3 - 4x_5 \\ x_4 &= -2x_5 \end{aligned}$$

So we can write the infinite solution set as sets using column vectors,

$$\mathcal{N}(A) = \left\{ \begin{bmatrix} -2x_3 - x_5 \\ 3x_3 - 4x_5 \\ x_3 \\ -2x_5 \\ x_5 \end{bmatrix} \mid x_3, x_5 \in \mathbb{C} \right\}$$



### Example CNS2

#### Computing a null space, #2

Let's compute the null space of

$$C = \begin{bmatrix} -4 & 6 & 1 \\ -1 & 4 & 1 \\ 5 & 6 & 7 \\ 4 & 7 & 1 \end{bmatrix}$$

which we write as  $\mathcal{N}(C)$ . Translating Definition NSM [62], we simply desire to solve the homogeneous system  $\mathcal{LS}(C, \mathbf{0})$ . So we row-reduce the augmented matrix to obtain

$$\begin{bmatrix} \boxed{1} & 0 & 0 & 0 \\ 0 & \boxed{1} & 0 & 0 \\ 0 & 0 & \boxed{1} & 0 \\ 0 & 0 & 0 & 0 \end{bmatrix}$$

There are no free variables in the homogeneous system represented by the row-reduced matrix, so there is only the trivial solution, the zero vector,  $\mathbf{0}$ . So we can write the (trivial) solution set as

$$\mathcal{N}(C) = \{\mathbf{0}\} = \left\{ \begin{bmatrix} 0 \\ 0 \\ 0 \end{bmatrix} \right\}$$



### Subsection READ Reading Questions

---

1. What is *always* true of the solution set for a homogeneous system of equations?
2. Suppose a homogeneous system of equations has 13 variables and 8 equations. How many solutions will it have? Why?
3. Describe in words (not symbols) the null space of a matrix.

## Subsection EXC

### Exercises

**C10** Each Archetype (Appendix A [674]) that is a system of equations has a corresponding homogeneous system with the same coefficient matrix. Compute the set of solutions for each. Notice that these solution sets are the null spaces of the coefficient matrices.

Archetype A [678]

Archetype B [682]

Archetype C [687]

Archetype D [691]/Archetype E [695]

Archetype F [698]

Archetype G [703]/ Archetype H [707]

Archetype I [711]

and Archetype J [715]

Contributed by Robert Beezer

**C20** Archetype K [720] and Archetype L [724] are simply  $5 \times 5$  matrices (i.e. they are not systems of equations). Compute the null space of each matrix.

Contributed by Robert Beezer

**C30** Compute the null space of the matrix  $A$ ,  $\mathcal{N}(A)$ .

$$A = \begin{bmatrix} 2 & 4 & 1 & 3 & 8 \\ -1 & -2 & -1 & -1 & 1 \\ 2 & 4 & 0 & -3 & 4 \\ 2 & 4 & -1 & -7 & 4 \end{bmatrix}$$

Contributed by Robert Beezer Solution [67]

**C31** Find the null space of the matrix  $B$ ,  $\mathcal{N}(B)$ .

$$B = \begin{bmatrix} -6 & 4 & -36 & 6 \\ 2 & -1 & 10 & -1 \\ -3 & 2 & -18 & 3 \end{bmatrix}$$

Contributed by Robert Beezer Solution [67]

**M45** Without doing any computations, and without examining any solutions, say as much as possible about the form of the solution set for corresponding homogeneous system of equations of each archetype that is a system of equations.

Archetype A [678]

Archetype B [682]

Archetype C [687]

Archetype D [691]/Archetype E [695]

Archetype F [698]

Archetype G [703]/Archetype H [707]

Archetype I [711]

Archetype J [715]

Contributed by Robert Beezer

For Exercises M50–M52 say **as much as possible** about each system's solution set. Be sure to make it clear which theorems you are using to reach your conclusions.

**M50** A homogeneous system of 8 equations in 8 variables.

Contributed by Robert Beezer Solution [67]

**M51** A homogeneous system of 8 equations in 9 variables.

Contributed by Robert Beezer Solution [68]

**M52** A homogeneous system of 8 equations in 7 variables.

Contributed by Robert Beezer Solution [68]

**T10** Prove or disprove: A system of linear equations is homogeneous if and only if the system has the zero vector as a solution.

Contributed by Martin Jackson Solution [68]

**T20** Consider the homogeneous system of linear equations  $\mathcal{LS}(A, \mathbf{0})$ , and suppose that  $\mathbf{u} = \begin{bmatrix} u_1 \\ u_2 \\ u_3 \\ \vdots \\ u_n \end{bmatrix}$

is one solution to the system of equations. Prove that  $\mathbf{v} = \begin{bmatrix} 4u_1 \\ 4u_2 \\ 4u_3 \\ \vdots \\ 4u_n \end{bmatrix}$  is also a solution to  $\mathcal{LS}(A, \mathbf{0})$ .

Contributed by Robert Beezer Solution [68]

## Subsection SOL Solutions

**C30** Contributed by Robert Beezer Statement [65]

Definition NSM [62] tells us that the null space of  $A$  is the solution set to the homogeneous system  $\mathcal{LS}(A, \mathbf{0})$ . The augmented matrix of this system is

$$\begin{bmatrix} 2 & 4 & 1 & 3 & 8 & 0 \\ -1 & -2 & -1 & -1 & 1 & 0 \\ 2 & 4 & 0 & -3 & 4 & 0 \\ 2 & 4 & -1 & -7 & 4 & 0 \end{bmatrix}$$

To solve the system, we row-reduce the augmented matrix and obtain,

$$\begin{bmatrix} \boxed{1} & 2 & 0 & 0 & 5 & 0 \\ 0 & 0 & \boxed{1} & 0 & -8 & 0 \\ 0 & 0 & 0 & \boxed{1} & 2 & 0 \\ 0 & 0 & 0 & 0 & 0 & 0 \end{bmatrix}$$

This matrix represents a system with equations having three dependent variables ( $x_1$ ,  $x_3$ , and  $x_4$ ) and two independent variables ( $x_2$  and  $x_5$ ). These equations rearrange to

$$x_1 = -2x_2 - 5x_5 \qquad x_3 = 8x_5 \qquad x_4 = -2x_5$$

So we can write the solution set (which is the requested null space) as

$$\mathcal{N}(A) = \left\{ \begin{bmatrix} -2x_2 - 5x_5 \\ x_2 \\ 8x_5 \\ -2x_5 \\ x_5 \end{bmatrix} \mid x_2, x_5 \in \mathbb{C} \right\}$$

**C31** Contributed by Robert Beezer Statement [65]

We form the augmented matrix of the homogeneous system  $\mathcal{LS}(B, \mathbf{0})$  and row-reduce the matrix,

$$\begin{bmatrix} -6 & 4 & -36 & 6 & 0 \\ 2 & -1 & 10 & -1 & 0 \\ -3 & 2 & -18 & 3 & 0 \end{bmatrix} \xrightarrow{\text{RREF}} \begin{bmatrix} \boxed{1} & 0 & 2 & 1 & 0 \\ 0 & \boxed{1} & -6 & 3 & 0 \\ 0 & 0 & 0 & 0 & 0 \end{bmatrix}$$

We knew ahead of time that this system would be consistent (Theorem HSC [60]), but we can now see there are  $n - r = 4 - 2 = 2$  free variables, namely  $x_3$  and  $x_4$  (Theorem FVCS [53]). Based on this analysis, we can rearrange the equations associated with each nonzero row of the reduced row-echelon form into an expression for the lone dependent variable as a function of the free variables. We arrive at the solution set to the homogeneous system, which is the null space of the matrix by Definition NSM [62],

$$\mathcal{N}(B) = \left\{ \begin{bmatrix} -2x_3 - x_4 \\ 6x_3 - 3x_4 \\ x_3 \\ x_4 \end{bmatrix} \mid x_3, x_4 \in \mathbb{C} \right\}$$

**M50** Contributed by Robert Beezer Statement [65]

Since the system is homogeneous, we know it has the trivial solution (Theorem HSC [60]). We cannot say anymore based on the information provided, except to say that there is either a unique

solution or infinitely many solutions (Theorem PSSLS [53]). See Archetype A [678] and Archetype B [682] to understand the possibilities.

**M51** Contributed by Robert Beezer Statement [65]

Since there are more variables than equations, Theorem HMVEI [62] applies and tells us that the solution set is infinite. From the proof of Theorem HSC [60] we know that the zero vector is one solution.

**M52** Contributed by Robert Beezer Statement [66]

By Theorem HSC [60], we know the system is consistent because the zero vector is always a solution of a homogeneous system. There is no more that we can say, since both a unique solution and infinitely many solutions are possibilities.

**T10** Contributed by Robert Beezer Statement [66]

This is a true statement. A proof is:

( $\Rightarrow$ ) Suppose we have a homogeneous system  $\mathcal{LS}(A, \mathbf{0})$ . Then by substituting the scalar zero for each variable, we arrive at true statements for each equation. So the zero vector is a solution. This is the content of Theorem HSC [60].

( $\Leftarrow$ ) Suppose now that we have a generic (i.e. not necessarily homogeneous) system of equations,  $\mathcal{LS}(A, \mathbf{b})$  that has the zero vector as a solution. Upon substituting this solution into the system, we discover that each component of  $\mathbf{b}$  must also be zero. So  $\mathbf{b} = \mathbf{0}$ .

**T20** Contributed by Robert Beezer Statement [66]

Suppose that a single equation from this system (the  $i$ -th one) has the form,

$$a_{i1}x_1 + a_{i2}x_2 + a_{i3}x_3 + \cdots + a_{in}x_n = 0$$

Evaluate the left-hand side of this equation with the components of the proposed solution vector  $\mathbf{v}$ ,

$$\begin{aligned} a_{i1}(4u_1) + a_{i2}(4u_2) + a_{i3}(4u_3) + \cdots + a_{in}(4u_n) & \\ = 4a_{i1}u_1 + 4a_{i2}u_2 + 4a_{i3}u_3 + \cdots + 4a_{in}u_n & \text{Commutativity} \\ = 4(a_{i1}u_1 + a_{i2}u_2 + a_{i3}u_3 + \cdots + a_{in}u_n) & \text{Distributivity} \\ = 4(0) & \mathbf{u} \text{ solution to } \mathcal{LS}(A, \mathbf{0}) \\ = 0 & \end{aligned}$$

So  $\mathbf{v}$  makes each equation true, and so is a solution to the system.

Notice that this result is not true if we change  $\mathcal{LS}(A, \mathbf{0})$  from a homogeneous system to a non-homogeneous system. Can you create an example of a (non-homogeneous) system with a solution  $\mathbf{u}$  such that  $\mathbf{v}$  is not a solution?



## Section NM

### Nonsingular Matrices

In this section we specialize and consider matrices with equal numbers of rows and columns, which when considered as coefficient matrices lead to systems with equal numbers of equations and variables. We will see in the second half of the course (Chapter D [360], Chapter E [384] Chapter LT [437], Chapter R [512]) that these matrices are especially important.

### Subsection NM

#### Nonsingular Matrices

Our theorems will now establish connections between systems of equations (homogeneous or otherwise), augmented matrices representing those systems, coefficient matrices, constant vectors, the reduced row-echelon form of matrices (augmented and coefficient) and solution sets. Be very careful in your reading, writing and speaking about systems of equations, matrices and sets of vectors. A system of equations is not a matrix, a matrix is not a solution set, and a solution set is not a system of equations. Now would be a great time to review the discussion about speaking and writing mathematics in Technique L [664].

#### Definition SQM

##### Square Matrix

A matrix with  $m$  rows and  $n$  columns is **square** if  $m = n$ . In this case, we say the matrix has **size**  $n$ . To emphasize the situation when a matrix is not square, we will call it **rectangular**.  $\triangle$

We can now present one of the central definitions of linear algebra.

#### Definition NM

##### Nonsingular Matrix

Suppose  $A$  is a square matrix. Suppose further that the solution set to the homogeneous linear system of equations  $\mathcal{LS}(A, \mathbf{0})$  is  $\{\mathbf{0}\}$ , i.e. the system has *only* the trivial solution. Then we say that  $A$  is a **nonsingular** matrix. Otherwise we say  $A$  is a **singular** matrix.  $\triangle$

We can investigate whether any square matrix is nonsingular or not, no matter if the matrix is derived somehow from a system of equations or if it is simply a matrix. The definition says that to perform this investigation we must construct a very specific system of equations (homogeneous, with the matrix as the coefficient matrix) and look at its solution set. We will have theorems in this section that connect nonsingular matrices with systems of equations, creating more opportunities for confusion. Convince yourself now of two observations, (1) we can decide nonsingularity for any square matrix, and (2) the determination of nonsingularity involves the solution set for a certain homogeneous system of equations.

Notice that it makes no sense to call a system of equations nonsingular (the term does not apply to a system of equations), nor does it make any sense to call a  $5 \times 7$  matrix singular (the matrix is not square).

#### Example S

##### A singular matrix, Archetype A

Example HISAA [61] shows that the coefficient matrix derived from Archetype A [678], specifically the  $3 \times 3$  matrix,

$$A = \begin{bmatrix} 1 & -1 & 2 \\ 2 & 1 & 1 \\ 1 & 1 & 0 \end{bmatrix}$$

is a singular matrix since there are nontrivial solutions to the homogeneous system  $\mathcal{LS}(A, \mathbf{0})$ .  $\boxtimes$

#### Example NM

**A nonsingular matrix, Archetype B**

Example HUSAB [60] shows that the coefficient matrix derived from Archetype B [682], specifically the  $3 \times 3$  matrix,

$$B = \begin{bmatrix} -7 & -6 & -12 \\ 5 & 5 & 7 \\ 1 & 0 & 4 \end{bmatrix}$$

is a nonsingular matrix since the homogeneous system,  $\mathcal{LS}(B, \mathbf{0})$ , has only the trivial solution.  $\boxtimes$

Notice that we will not discuss Example HISAD [61] as being a singular or nonsingular coefficient matrix since the matrix is not square.

The next theorem combines with our main computational technique (row-reducing a matrix) to make it easy to recognize a nonsingular matrix. But first a definition.

**Definition IM****Identity Matrix**

The  $m \times m$  **identity matrix**,  $I_m$ , is defined by

$$[I_m]_{ij} = \begin{cases} 1 & i = j \\ 0 & i \neq j \end{cases} \quad 1 \leq i, j \leq m$$

(This definition contains Notation IM.)

$\triangle$

**Example IM****An identity matrix**

The  $4 \times 4$  identity matrix is

$$I_4 = \begin{bmatrix} 1 & 0 & 0 & 0 \\ 0 & 1 & 0 & 0 \\ 0 & 0 & 1 & 0 \\ 0 & 0 & 0 & 1 \end{bmatrix}.$$

$\boxtimes$

Notice that an identity matrix is square, and in reduced row-echelon form. So in particular, if we were to arrive at the identity matrix while bringing a matrix to reduced row-echelon form, then it would have all of the diagonal entries circled as leading 1's.

**Theorem NMRRI****Nonsingular Matrices Row Reduce to the Identity matrix**

Suppose that  $A$  is a square matrix and  $B$  is a row-equivalent matrix in reduced row-echelon form. Then  $A$  is nonsingular if and only if  $B$  is the identity matrix.  $\square$

**Proof** ( $\Leftarrow$ ) Suppose  $B$  is the identity matrix. When the augmented matrix  $[A \mid \mathbf{0}]$  is row-reduced, the result is  $[B \mid \mathbf{0}] = [I_n \mid \mathbf{0}]$ . The number of nonzero rows is equal to the number of variables in the linear system of equations  $\mathcal{LS}(A, \mathbf{0})$ , so  $n = r$  and Theorem FVCS [53] gives  $n - r = 0$  free variables. Thus, the homogeneous system  $\mathcal{LS}(A, \mathbf{0})$  has just one solution, which must be the trivial solution. This is exactly the definition of a nonsingular matrix.

( $\Rightarrow$ ) If  $A$  is nonsingular, then the homogeneous system  $\mathcal{LS}(A, \mathbf{0})$  has a unique solution, and has no free variables in the description of the solution set. The homogeneous system is consistent (Theorem HSC [60]) so Theorem FVCS [53] applies and tells us there are  $n - r$  free variables. Thus,  $n - r = 0$ , and so  $n = r$ . So  $B$  has  $n$  pivot columns among its total of  $n$  columns. This is enough to force  $B$  to be the  $n \times n$  identity matrix  $I_n$ .  $\blacksquare$

Notice that since this theorem is an equivalence it will always allow us to determine if a matrix is either nonsingular or singular. Here are two examples of this, continuing our study of Archetype A and Archetype B.

**Example SRR****Singular matrix, row-reduced**

The coefficient matrix for Archetype A [678] is

$$A = \begin{bmatrix} 1 & -1 & 2 \\ 2 & 1 & 1 \\ 1 & 1 & 0 \end{bmatrix}$$

which when row-reduced becomes the row-equivalent matrix

$$B = \begin{bmatrix} \boxed{1} & 0 & 1 \\ 0 & \boxed{1} & -1 \\ 0 & 0 & 0 \end{bmatrix}.$$

Since this matrix is not the  $3 \times 3$  identity matrix, Theorem NMRRI [70] tells us that  $A$  is a singular matrix.  $\boxtimes$

### Example NSR

#### Nonsingular matrix, row-reduced

The coefficient matrix for Archetype B [682] is

$$A = \begin{bmatrix} -7 & -6 & -12 \\ 5 & 5 & 7 \\ 1 & 0 & 4 \end{bmatrix}$$

which when row-reduced becomes the row-equivalent matrix

$$B = \begin{bmatrix} \boxed{1} & 0 & 0 \\ 0 & \boxed{1} & 0 \\ 0 & 0 & \boxed{1} \end{bmatrix}.$$

Since this matrix is the  $3 \times 3$  identity matrix, Theorem NMRRI [70] tells us that  $A$  is a nonsingular matrix.  $\boxtimes$

## Subsection NSNM

### Null Space of a Nonsingular Matrix

---

Nonsingular matrices and their null spaces are intimately related, as the next two examples illustrate.

#### Example NSS

##### Null space of a singular matrix

Given the coefficient matrix from Archetype A [678],

$$A = \begin{bmatrix} 1 & -1 & 2 \\ 2 & 1 & 1 \\ 1 & 1 & 0 \end{bmatrix}$$

the null space is the set of solutions to the homogeneous system of equations  $\mathcal{LS}(A, \mathbf{0})$  has a solution set and null space constructed in Example HISAA [61] as

$$\mathcal{N}(A) = \left\{ \begin{bmatrix} -x_3 \\ x_3 \\ x_3 \end{bmatrix} \mid x_3 \in \mathbb{C} \right\}$$

$\boxtimes$

#### Example NSNM

##### Null space of a nonsingular matrix

Given the coefficient matrix from Archetype B [682],

$$A = \begin{bmatrix} -7 & -6 & -12 \\ 5 & 5 & 7 \\ 1 & 0 & 4 \end{bmatrix}$$

the homogeneous system  $\mathcal{LS}(A, \mathbf{0})$  has a solution set constructed in Example HUSAB [60] that contains only the trivial solution, so the null space has only a single element,

$$\mathcal{N}(A) = \left\{ \begin{bmatrix} 0 \\ 0 \\ 0 \end{bmatrix} \right\}$$

□

These two examples illustrate the next theorem, which is another equivalence.

### Theorem NMTNS

#### Nonsingular Matrices have Trivial Null Spaces

Suppose that  $A$  is a square matrix. Then  $A$  is nonsingular if and only if the null space of  $A$ ,  $\mathcal{N}(A)$ , contains only the zero vector, i.e.  $\mathcal{N}(A) = \{\mathbf{0}\}$ . □

**Proof** The null space of a square *matrix*,  $A$ , is equal to the set of solutions to the homogeneous system,  $\mathcal{LS}(A, \mathbf{0})$ . A *matrix* is nonsingular if and only if the set of solutions to the homogeneous system,  $\mathcal{LS}(A, \mathbf{0})$ , has only a trivial solution. These two observations may be chained together to construct the two proofs necessary for each half of this theorem. ■

The next theorem pulls a lot of big ideas together. Theorem NMUS [72] tells us that we can learn much about solutions to a system of linear equations with a square coefficient matrix by just examining a similar homogeneous system.

### Theorem NMUS

#### Nonsingular Matrices and Unique Solutions

Suppose that  $A$  is a square matrix.  $A$  is a nonsingular matrix if and only if the system  $\mathcal{LS}(A, \mathbf{b})$  has a unique solution for every choice of the constant vector  $\mathbf{b}$ . □

**Proof** ( $\Leftarrow$ ) The hypothesis for this half of the proof is that the system  $\mathcal{LS}(A, \mathbf{b})$  has a unique solution for *every* choice of the constant vector  $\mathbf{b}$ . We will make a very specific choice for  $\mathbf{b}$ :  $\mathbf{b} = \mathbf{0}$ . Then we know that the system  $\mathcal{LS}(A, \mathbf{0})$  has a unique solution. But this is precisely the definition of what it means for  $A$  to be nonsingular (Definition NM [69]). That almost seems too easy! Notice that we have not used the full power of our hypothesis, but there is nothing that says we must use a hypothesis to its fullest.

( $\Rightarrow$ ) We assume that  $A$  is nonsingular of size  $n \times n$ , so we know there is a sequence of row operations that will convert  $A$  into the identity matrix  $I_n$  (Theorem NMRRI [70]). Form the augmented matrix  $A' = [A \mid \mathbf{b}]$  and apply this same sequence of row operations to  $A'$ . The result will be the matrix  $B' = [I_n \mid \mathbf{c}]$ , which is in reduced row-echelon form with  $r = n$ . Then the augmented matrix  $B'$  represents the (extremely simple) system of equations  $x_i = [\mathbf{c}]_i$ ,  $1 \leq i \leq n$ . The vector  $\mathbf{c}$  is clearly a solution, so the system is consistent (Definition CS [48]). With a consistent system, we use Theorem FVCS [53] to count free variables. We find that there are  $n - r = n - n = 0$  free variables, and so we therefore know that the solution is unique. (This half of the proof was suggested by Asa Scherer.) ■

This theorem helps to explain part of our interest in nonsingular matrices. If a matrix is nonsingular, then no matter what vector of constants we pair it with, using the matrix as the coefficient matrix will *always* yield a linear system of equations with a solution, and the solution is unique. To determine if a matrix has this property (non-singularity) it is enough to just solve one linear system, the homogeneous system with the matrix as coefficient matrix and the zero vector as the vector of constants (or any other vector of constants, see Exercise MM.T10 [202]).

Formulating the negation of the second part of this theorem is a good exercise. A singular matrix has the property that for *some* value of the vector  $\mathbf{b}$ , the system  $\mathcal{LS}(A, \mathbf{b})$  does not have a unique solution (which means that it has no solution or infinitely many solutions). We will be able to say more about this case later (see the discussion following Theorem PSPHS [102]). Square matrices that are nonsingular have a long list of interesting properties, which we will start to catalog in the following, recurring, theorem. Of course, singular matrices will then have all of the opposite properties. The following theorem is a list of equivalences. We want to understand just what is involved with understanding and proving a theorem that says several conditions are equivalent. So have a look at Technique ME [669] before studying the first in this series of theorems.

### Theorem NME1

#### Nonsingular Matrix Equivalences, Round 1

Suppose that  $A$  is a square matrix. The following are equivalent.

1.  $A$  is nonsingular.
2.  $A$  row-reduces to the identity matrix.
3. The null space of  $A$  contains only the zero vector,  $\mathcal{N}(A) = \{\mathbf{0}\}$ .
4. The linear system  $\mathcal{LS}(A, \mathbf{b})$  has a unique solution for every possible choice of  $\mathbf{b}$ .

□

**Proof** That  $A$  is nonsingular is equivalent to each of the subsequent statements by, in turn, Theorem NMRRI [70], Theorem NMTNS [72] and Theorem NMUS [72]. So the statement of this theorem is just a convenient way to organize all these results. ■

Finally, you may have wondered why we refer to a matrix as *nonsingular* when it creates systems of equations with *single* solutions (Theorem NMUS [72])! I've wondered the same thing. We'll have an opportunity to address this when we get to Theorem SMZD [378]. Can you wait that long?

### Subsection READ Reading Questions

---

1. What is the definition of a nonsingular matrix?
2. What is the easiest way to recognize a nonsingular matrix?
3. Suppose we have a system of equations and its coefficient matrix is nonsingular. What can you say about the solution set for this system?

## Subsection EXC

### Exercises

In Exercises C30–C33 determine if the matrix is nonsingular or singular. Give reasons for your answer.

**C30**

$$\begin{bmatrix} -3 & 1 & 2 & 8 \\ 2 & 0 & 3 & 4 \\ 1 & 2 & 7 & -4 \\ 5 & -1 & 2 & 0 \end{bmatrix}$$

Contributed by Robert Beezer Solution [76]

**C31**

$$\begin{bmatrix} 2 & 3 & 1 & 4 \\ 1 & 1 & 1 & 0 \\ -1 & 2 & 3 & 5 \\ 1 & 2 & 1 & 3 \end{bmatrix}$$

Contributed by Robert Beezer Solution [76]

**C32**

$$\begin{bmatrix} 9 & 3 & 2 & 4 \\ 5 & -6 & 1 & 3 \\ 4 & 1 & 3 & -5 \end{bmatrix}$$

Contributed by Robert Beezer Solution [76]

**C33**

$$\begin{bmatrix} -1 & 2 & 0 & 3 \\ 1 & -3 & -2 & 4 \\ -2 & 0 & 4 & 3 \\ -3 & 1 & -2 & 3 \end{bmatrix}$$

Contributed by Robert Beezer Solution [76]

**C40** Each of the archetypes below is a system of equations with a square coefficient matrix, or is itself a square matrix. Determine if these matrices are nonsingular, or singular. Comment on the null space of each matrix.

Archetype A [678]

Archetype B [682]

Archetype F [698]

Archetype K [720]

Archetype L [724]

Contributed by Robert Beezer

**C50** Find the null space of the matrix  $E$  below.

$$E = \begin{bmatrix} 2 & 1 & -1 & -9 \\ 2 & 2 & -6 & -6 \\ 1 & 2 & -8 & 0 \\ -1 & 2 & -12 & 12 \end{bmatrix}$$

Contributed by Robert Beezer Solution [76]

**M30** Let  $A$  be the coefficient matrix of the system of equations below. Is  $A$  nonsingular or singular? Explain what you could infer about the solution set for the system based only on what

you have learned about  $A$  being singular or nonsingular.

$$\begin{aligned} -x_1 + 5x_2 &= -8 \\ -2x_1 + 5x_2 + 5x_3 + 2x_4 &= 9 \\ -3x_1 - x_2 + 3x_3 + x_4 &= 3 \\ 7x_1 + 6x_2 + 5x_3 + x_4 &= 30 \end{aligned}$$

Contributed by Robert Beezer Solution [77]

For Exercises M51–M52 say **as much as possible** about each system's solution set. Be sure to make it clear which theorems you are using to reach your conclusions.

**M51** 6 equations in 6 variables, singular coefficient matrix.

Contributed by Robert Beezer Solution [77]

**M52** A system with a nonsingular coefficient matrix, not homogeneous.

Contributed by Robert Beezer Solution [77]

**T10** Suppose that  $A$  is a singular matrix, and  $B$  is a matrix in reduced row-echelon form that is row-equivalent to  $A$ . Prove that the last row of  $B$  is a zero row.

Contributed by Robert Beezer Solution [77]

**T30** Suppose that  $A$  is a nonsingular matrix and  $A$  is row-equivalent to the matrix  $B$ . Prove that  $B$  is nonsingular.

Contributed by Robert Beezer Solution [77]

**T90** Provide an alternative for the second half of the proof of Theorem NMUS [72], without appealing to properties of the reduced row-echelon form of the coefficient matrix. In other words, prove that if  $A$  is nonsingular, then  $\mathcal{LS}(A, \mathbf{b})$  has a unique solution for every choice of the constant vector  $\mathbf{b}$ . Construct this proof without using Theorem REMEF [28] or Theorem RREFU [30].

Contributed by Robert Beezer Solution [77]

## Subsection SOL Solutions

**C30** Contributed by Robert Beezer Statement [74]

The matrix row-reduces to

$$\begin{bmatrix} \boxed{1} & 0 & 0 & 0 \\ 0 & \boxed{1} & 0 & 0 \\ 0 & 0 & \boxed{1} & 0 \\ 0 & 0 & 0 & \boxed{1} \end{bmatrix}$$

which is the  $4 \times 4$  identity matrix. By Theorem NMRRI [70] the original matrix must be nonsingular.

**C31** Contributed by Robert Beezer Statement [74]

Row-reducing the matrix yields,

$$\begin{bmatrix} \boxed{1} & 0 & 0 & -2 \\ 0 & \boxed{1} & 0 & 3 \\ 0 & 0 & \boxed{1} & -1 \\ 0 & 0 & 0 & 0 \end{bmatrix}$$

Since this is not the  $4 \times 4$  identity matrix, Theorem NMRRI [70] tells us the matrix is singular.

**C32** Contributed by Robert Beezer Statement [74]

The matrix is not square, so neither term is applicable. See Definition NM [69], which is stated for just square matrices.

**C33** Contributed by Robert Beezer Statement [74]

Theorem NMRRI [70] tells us we can answer this question by simply row-reducing the matrix. Doing this we obtain,

$$\begin{bmatrix} \boxed{1} & 0 & 0 & 0 \\ 0 & \boxed{1} & 0 & 0 \\ 0 & 0 & \boxed{1} & 0 \\ 0 & 0 & 0 & \boxed{1} \end{bmatrix}$$

Since the reduced row-echelon form of the matrix is the  $4 \times 4$  identity matrix  $I_4$ , we know that  $B$  is nonsingular.

**C50** Contributed by Robert Beezer Statement [74]

We form the augmented matrix of the homogeneous system  $\mathcal{LS}(E, \mathbf{0})$  and row-reduce the matrix,

$$\begin{bmatrix} 2 & 1 & -1 & -9 & 0 \\ 2 & 2 & -6 & -6 & 0 \\ 1 & 2 & -8 & 0 & 0 \\ -1 & 2 & -12 & 12 & 0 \end{bmatrix} \xrightarrow{\text{RREF}} \begin{bmatrix} \boxed{1} & 0 & 2 & -6 & 0 \\ 0 & \boxed{1} & -5 & 3 & 0 \\ 0 & 0 & 0 & 0 & 0 \\ 0 & 0 & 0 & 0 & 0 \end{bmatrix}$$

We knew ahead of time that this system would be consistent (Theorem HSC [60]), but we can now see there are  $n - r = 4 - 2 = 2$  free variables, namely  $x_3$  and  $x_4$  since  $F = \{3, 4, 5\}$  (Theorem FVCS [53]). Based on this analysis, we can rearrange the equations associated with each nonzero row of the reduced row-echelon form into an expression for the lone dependent variable as a function of the free variables. We arrive at the solution set to this homogeneous system, which is the null space of the matrix by Definition NSM [62],

$$\mathcal{N}(E) = \left\{ \begin{bmatrix} -2x_3 + 6x_4 \\ 5x_3 - 3x_4 \\ x_3 \\ x_4 \end{bmatrix} \mid x_3, x_4 \in \mathbb{C} \right\}$$



**M30** Contributed by Robert Beezer Statement [74]

We row-reduce the coefficient matrix of the system of equations,

$$\begin{bmatrix} -1 & 5 & 0 & 0 \\ -2 & 5 & 5 & 2 \\ -3 & -1 & 3 & 1 \\ 7 & 6 & 5 & 1 \end{bmatrix} \xrightarrow{\text{RREF}} \begin{bmatrix} \boxed{1} & 0 & 0 & 0 \\ 0 & \boxed{1} & 0 & 0 \\ 0 & 0 & \boxed{1} & 0 \\ 0 & 0 & 0 & \boxed{1} \end{bmatrix}$$

Since the row-reduced version of the coefficient matrix is the  $4 \times 4$  identity matrix,  $I_4$  (Definition IM [70] by Theorem NMRRI [70]), we know the coefficient matrix is nonsingular. According to Theorem NMUS [72] we know that the system is guaranteed to have a unique solution, based only on the extra information that the coefficient matrix is nonsingular.

**M51** Contributed by Robert Beezer Statement [75]

Theorem NMRRI [70] tells us that the coefficient matrix will not row-reduce to the identity matrix. So if we were to row-reduce the augmented matrix of this system of equations, we would not get a unique solution. So by Theorem PSSLS [53] the remaining possibilities are no solutions, or infinitely many.

**M52** Contributed by Robert Beezer Statement [75]

Any system with a nonsingular coefficient matrix will have a unique solution by Theorem NMUS [72]. If the system is not homogeneous, the solution cannot be the zero vector (Exercise HSE.T10 [66]).

**T10** Contributed by Robert Beezer Statement [75]

Let  $n$  denote the size of the square matrix  $A$ . By Theorem NMRRI [70] the hypothesis that  $A$  is singular implies that  $B$  is not the identity matrix  $I_n$ . If  $B$  has  $n$  pivot columns, then it would have to be  $I_n$ , so  $B$  must have fewer than  $n$  pivot columns. But the number of nonzero rows in  $B$  ( $r$ ) is equal to the number of pivot columns as well. So the  $n$  rows of  $B$  have fewer than  $n$  nonzero rows, and  $B$  must contain at least one zero row. By Definition RREF [27], this row must be at the bottom of  $B$ .

**T30** Contributed by Robert Beezer Statement [75]

Since  $A$  and  $B$  are row-equivalent matrices, consideration of the three row operations (Definition RO [25]) will show that the augmented matrices,  $[A \mid \mathbf{0}]$  and  $[B \mid \mathbf{0}]$ , are also row-equivalent matrices. This says that the two homogeneous systems,  $\mathcal{LS}(A, \mathbf{0})$  and  $\mathcal{LS}(B, \mathbf{0})$  are equivalent systems.  $\mathcal{LS}(A, \mathbf{0})$  has only the zero vector as a solution (Definition NM [69]), thus  $\mathcal{LS}(B, \mathbf{0})$  has only the zero vector as a solution. Finally, by Definition NM [69], we see that  $B$  is nonsingular.

Form a similar theorem replacing “nonsingular” by “singular” in both the hypothesis and the conclusion. Prove this new theorem with an approach just like the one above, and/or employ the result about nonsingular matrices in a proof by contradiction.

**T90** Contributed by Robert Beezer Statement [75]

We assume  $A$  is nonsingular, and try to solve the system  $\mathcal{LS}(A, \mathbf{b})$  without making any assumptions about  $\mathbf{b}$ . To do this we will begin by constructing a new homogeneous linear system of equations that looks very much like the original. Suppose  $A$  has size  $n$  (why must it be square?) and write the original system as,

$$\begin{aligned} a_{11}x_1 + a_{12}x_2 + a_{13}x_3 + \cdots + a_{1n}x_n &= b_1 \\ a_{21}x_1 + a_{22}x_2 + a_{23}x_3 + \cdots + a_{2n}x_n &= b_2 \\ a_{31}x_1 + a_{32}x_2 + a_{33}x_3 + \cdots + a_{3n}x_n &= b_3 \\ &\vdots \\ a_{n1}x_1 + a_{n2}x_2 + a_{n3}x_3 + \cdots + a_{nn}x_n &= b_n \end{aligned} \tag{*}$$

form the new, homogeneous system in  $n$  equations with  $n + 1$  variables, by adding a new variable  $y$ , whose coefficients are the negatives of the constant terms,

$$a_{11}x_1 + a_{12}x_2 + a_{13}x_3 + \cdots + a_{1n}x_n - b_1y = 0$$

$$\begin{aligned}
 a_{21}x_1 + a_{22}x_2 + a_{23}x_3 + \cdots + a_{2n}x_n - b_2y &= 0 \\
 a_{31}x_1 + a_{32}x_2 + a_{33}x_3 + \cdots + a_{3n}x_n - b_3y &= 0 \\
 &\vdots \\
 a_{n1}x_1 + a_{n2}x_2 + a_{n3}x_3 + \cdots + a_{nn}x_n - b_ny &= 0
 \end{aligned}
 \tag{**}$$

Since this is a homogeneous system with more variables than equations ( $m = n + 1 > n$ ), Theorem HMVEI [62] says that the system has infinitely many solutions. We will choose one of these solutions, *any* one of these solutions, so long as it is *not* the trivial solution. Write this solution as

$$x_1 = c_1 \qquad x_2 = c_2 \qquad x_3 = c_3 \qquad \dots \qquad x_n = c_n \qquad y = c_{n+1}$$

We know that at least one value of the  $c_i$  is nonzero, but we will now show that in particular  $c_{n+1} \neq 0$ . We do this using a proof by contradiction (Technique CD [668]). So suppose the  $c_i$  form a solution as described, and in addition that  $c_{n+1} = 0$ . Then we can write the  $i$ -th equation of system (\*\*) as,

$$a_{i1}c_1 + a_{i2}c_2 + a_{i3}c_3 + \cdots + a_{in}c_n - b_i(0) = 0$$

which becomes

$$a_{i1}c_1 + a_{i2}c_2 + a_{i3}c_3 + \cdots + a_{in}c_n = 0$$

Since this is true for each  $i$ , we have that  $x_1 = c_1, x_2 = c_2, x_3 = c_3, \dots, x_n = c_n$  is a solution to the homogeneous system  $\mathcal{LS}(A, \mathbf{0})$  formed with a nonsingular coefficient matrix. This means that the only possible solution is the trivial solution, so  $c_1 = 0, c_2 = 0, c_3 = 0, \dots, c_n = 0$ . So, assuming simply that  $c_{n+1} = 0$ , we conclude that *all* of the  $c_i$  are zero. But this contradicts our choice of the  $c_i$  as not being the trivial solution to the system (\*\*). So  $c_{n+1} \neq 0$ .

We now propose and verify a solution to the original system (\*). Set

$$x_1 = \frac{c_1}{c_{n+1}} \qquad x_2 = \frac{c_2}{c_{n+1}} \qquad x_3 = \frac{c_3}{c_{n+1}} \qquad \dots \qquad x_n = \frac{c_n}{c_{n+1}}$$

Notice how it was necessary that we know that  $c_{n+1} \neq 0$  for this step to succeed. Now, evaluate the  $i$ -th equation of system (\*) with this proposed solution, and recognize in the third line that  $c_1$  through  $c_{n+1}$  appear as if they were substituted into the left-hand side of the  $i$ -th equation of system (\*\*),

$$\begin{aligned}
 &a_{i1} \frac{c_1}{c_{n+1}} + a_{i2} \frac{c_2}{c_{n+1}} + a_{i3} \frac{c_3}{c_{n+1}} + \cdots + a_{in} \frac{c_n}{c_{n+1}} \\
 &= \frac{1}{c_{n+1}} (a_{i1}c_1 + a_{i2}c_2 + a_{i3}c_3 + \cdots + a_{in}c_n) \\
 &= \frac{1}{c_{n+1}} (a_{i1}c_1 + a_{i2}c_2 + a_{i3}c_3 + \cdots + a_{in}c_n - b_i c_{n+1}) + b_i \\
 &= \frac{1}{c_{n+1}} (0) + b_i \\
 &= b_i
 \end{aligned}$$

Since this equation is true for every  $i$ , we have found a solution to system (\*). To finish, we still need to establish that this solution is *unique*.

With one solution in hand, we will entertain the possibility of a second solution. So assume system (\*) has two solutions,

$$\begin{array}{cccccc}
 x_1 = d_1 & x_2 = d_2 & x_3 = d_3 & \dots & x_n = d_n \\
 x_1 = e_1 & x_2 = e_2 & x_3 = e_3 & \dots & x_n = e_n
 \end{array}$$

Then,

$$\begin{aligned} & (a_{i1}(d_1 - e_1) + a_{i2}(d_2 - e_2) + a_{i3}(d_3 - e_3) + \cdots + a_{in}(d_n - e_n)) \\ &= (a_{i1}d_1 + a_{i2}d_2 + a_{i3}d_3 + \cdots + a_{in}d_n) - (a_{i1}e_1 + a_{i2}e_2 + a_{i3}e_3 + \cdots + a_{in}e_n) \\ &= b_i - b_i \\ &= 0 \end{aligned}$$

This is the  $i$ -th equation of the homogeneous system  $\mathcal{LS}(A, \mathbf{0})$  evaluated with  $x_j = d_j - e_j$ ,  $1 \leq j \leq n$ . Since  $A$  is nonsingular, we must conclude that this solution is the trivial solution, and so  $0 = d_j - e_j$ ,  $1 \leq j \leq n$ . That is,  $d_j = e_j$  for all  $j$  and the two solutions are identical, meaning any solution to (\*) is unique.

Notice that the proposed solution ( $x_i = \frac{c_i}{c_{n+1}}$ ) appeared in this proof with no motivation whatsoever. This is just fine in a proof. A proof should *convince* you that a theorem is *true*. It is your job to *read* the proof and be convinced of every assertion. Questions like “Where did that come from?” or “How would I think of that?” have no bearing on the *validity* of the proof.

## Annotated Acronyms SLE Systems of Linear Equations

---

At the conclusion of each chapter you will find a section like this, reviewing selected definitions and theorems. There are many reasons for why a definition or theorem might be placed here. It might represent a key concept, it might be used frequently for computations, provide the critical step in many proofs, or it may deserve special comment.

These lists are not meant to be exhaustive, but should still be useful as part of reviewing each chapter. We will mention a few of these that you might eventually recognize on sight as being worth memorization. By that we mean that you can associate the acronym with a rough statement of the theorem — not that the exact details of the theorem need to be memorized. And it is certainly not our intent that everything on these lists is important enough to memorize.

### Theorem RCLS [51]

We will repeatedly appeal to this theorem to determine if a system of linear equations, does, or doesn't, have a solution. This one we will see often enough that it is worth memorizing.

### Theorem HMVEI [62]

This theorem is the theoretical basis of several of our most important theorems. So keep an eye out for it, and its descendants, as you study other proofs. For example, Theorem HMVEI [62] is critical to the proof of Theorem SSLD [332], Theorem SSLD [332] is critical to the proof of Theorem G [345], Theorem G [345] is critical to the proofs of the pair of similar theorems, Theorem ILTD [469] and Theorem SLTD [485], while finally Theorem ILTD [469] and Theorem SLTD [485] are critical to the proof of an important result, Theorem IVSED [499]. This chain of implications might not make much sense on a first reading, but come back later to see how some very important theorems build on the seemingly simple result that is Theorem HMVEI [62]. Using the “find” feature in whatever software you use to read the electronic version of the text can be a fun way to explore these relationships.

### Theorem NMRRI [70]

This theorem gives us one of simplest ways, computationally, to recognize if a matrix is nonsingular, or singular. We will see this one often, in computational exercises especially.

### Theorem NMUS [72]

Nonsingular matrices will be an important topic going forward (witness the NMEx series of theorems). This is our first result along these lines, a useful theorem for other proofs, and also illustrates a more general concept from Chapter LT [437].

# Chapter V

## Vectors

---

We have worked extensively in the last chapter with matrices, and some with vectors. In this chapter we will develop the properties of vectors, while preparing to study vector spaces (Chapter VS [272]). Initially we will depart from our study of systems of linear equations, but in Section LC [88] we will forge a connection between linear combinations and systems of linear equations in Theorem SLSLC [91]. This connection will allow us to understand systems of linear equations at a higher level, while consequently discussing them less frequently.

### Section VO

#### Vector Operations

---

In this section we define some new operations involving vectors, and collect some basic properties of these operations. Begin by recalling our definition of a column vector as an ordered list of complex numbers, written vertically (Definition CV [22]). The collection of all possible vectors of a fixed size is a commonly used set, so we start with its definition.

#### Definition VSCV

##### Vector Space of Column Vectors

The vector space  $\mathbb{C}^m$  is the set of all column vectors (Definition CV [22]) of size  $m$  with entries from the set of complex numbers,  $\mathbb{C}$ .

(This definition contains Notation VSCV.) △

When a set similar to this is defined using only column vectors where all the entries are from the real numbers, it is written as  $\mathbb{R}^m$  and is known as **Euclidean  $m$ -space**.

The term “vector” is used in a variety of different ways. We have defined it as an ordered list written vertically. It could simply be an ordered list of numbers, and written as  $(2, 3, -1, 6)$ . Or it could be interpreted as a point in  $m$  dimensions, such as  $(3, 4, -2)$  representing a point in three dimensions relative to  $x$ ,  $y$  and  $z$  axes. With an interpretation as a point, we can construct an arrow from the origin to the point which is consistent with the notion that a vector has direction and magnitude.

All of these ideas can be shown to be related and equivalent, so keep that in mind as you connect the ideas of this course with ideas from other disciplines. For now, we’ll stick with the idea that a vector is a just a list of numbers, in some particular order.

#### Subsection VEASM

##### Vector Equality, Addition, Scalar Multiplication

---

We start our study of this set by first defining what it means for two vectors to be the same.

**Definition CVE****Column Vector Equality**

Suppose that  $\mathbf{u}, \mathbf{v} \in \mathbb{C}^m$ . Then  $\mathbf{u}$  and  $\mathbf{v}$  are **equal**, written  $\mathbf{u} = \mathbf{v}$  if

$$[\mathbf{u}]_i = [\mathbf{v}]_i \qquad 1 \leq i \leq m$$

(This definition contains Notation CVE.) △

Now this may seem like a silly (or even stupid) thing to say so carefully. Of course two vectors are equal if they are equal for each corresponding entry! Well, this is not as silly as it appears. We will see a few occasions later where the obvious definition is *not* the right one. And besides, in doing mathematics we need to be very careful about making all the necessary definitions and making them unambiguous. And we've done that here.

Notice now that the symbol '=' is now doing triple-duty. We know from our earlier education what it means for two numbers (real or complex) to be equal, and we take this for granted. In Definition SE [660] we defined what it meant for two sets to be equal. Now we have defined what it means for two vectors to be equal, and that definition builds on our definition for when two numbers are equal when we use the condition  $u_i = v_i$  for all  $1 \leq i \leq m$ . So think carefully about your objects when you see an equal sign and think about just which notion of equality you have encountered. This will be especially important when you are asked to construct proofs whose conclusion states that two objects are equal.

OK, let's do an example of vector equality that begins to hint at the utility of this definition.

**Example VESE****Vector equality for a system of equations**

Consider the system of linear equations in Archetype B [682],

$$\begin{aligned} -7x_1 - 6x_2 - 12x_3 &= -33 \\ 5x_1 + 5x_2 + 7x_3 &= 24 \\ x_1 + 4x_3 &= 5 \end{aligned}$$

Note the use of three equals signs — each indicates an equality of numbers (the linear expressions are numbers when we evaluate them with fixed values of the variable quantities). Now write the vector equality,

$$\begin{bmatrix} -7x_1 - 6x_2 - 12x_3 \\ 5x_1 + 5x_2 + 7x_3 \\ x_1 + 4x_3 \end{bmatrix} = \begin{bmatrix} -33 \\ 24 \\ 5 \end{bmatrix}.$$

By Definition CVE [82], this *single* equality (of two column vectors) translates into *three* simultaneous equalities of numbers that form the system of equations. So with this new notion of vector equality we can become less reliant on referring to *systems* of *simultaneous* equations. There's more to vector equality than just this, but this is a good example for starters and we will develop it further. □

We will now define two operations on the set  $\mathbb{C}^m$ . By this we mean well-defined procedures that somehow convert vectors into other vectors. Here are two of the most basic definitions of the entire course.

**Definition CVA****Column Vector Addition**

Suppose that  $\mathbf{u}, \mathbf{v} \in \mathbb{C}^m$ . The **sum** of  $\mathbf{u}$  and  $\mathbf{v}$  is the vector  $\mathbf{u} + \mathbf{v}$  defined by

$$[\mathbf{u} + \mathbf{v}]_i = [\mathbf{u}]_i + [\mathbf{v}]_i \qquad 1 \leq i \leq m$$

(This definition contains Notation CVA.) △

So vector addition takes two vectors of the same size and combines them (in a natural way!) to create a new vector of the same size. Notice that this definition is required, even if we agree

that this is the obvious, right, natural or correct way to do it. Notice too that the symbol ‘+’ is being recycled. We all know how to add *numbers*, but now we have the same symbol extended to double-duty and we use it to indicate how to add two new objects, vectors. And this definition of our new meaning is built on our previous meaning of addition via the expressions  $u_i + v_i$ . Think about your objects, especially when doing proofs. Vector addition is easy, here’s an example from  $\mathbb{C}^4$ .

### Example VA

#### Addition of two vectors in $\mathbb{C}^4$

If

$$\mathbf{u} = \begin{bmatrix} 2 \\ -3 \\ 4 \\ 2 \end{bmatrix} \qquad \mathbf{v} = \begin{bmatrix} -1 \\ 5 \\ 2 \\ -7 \end{bmatrix}$$

then

$$\mathbf{u} + \mathbf{v} = \begin{bmatrix} 2 \\ -3 \\ 4 \\ 2 \end{bmatrix} + \begin{bmatrix} -1 \\ 5 \\ 2 \\ -7 \end{bmatrix} = \begin{bmatrix} 2 + (-1) \\ -3 + 5 \\ 4 + 2 \\ 2 + (-7) \end{bmatrix} = \begin{bmatrix} 1 \\ 2 \\ 6 \\ -5 \end{bmatrix}.$$

□

Our second operation takes two objects of different types, specifically a number and a vector, and combines them to create another vector. In this context we call a number a **scalar** in order to emphasize that it is not a vector.

### Definition CVSM

#### Column Vector Scalar Multiplication

Suppose  $\mathbf{u} \in \mathbb{C}^m$  and  $\alpha \in \mathbb{C}$ , then the **scalar multiple** of  $\mathbf{u}$  by  $\alpha$  is the vector  $\alpha\mathbf{u}$  defined by

$$[\alpha\mathbf{u}]_i = \alpha [\mathbf{u}]_i \qquad 1 \leq i \leq m$$

(This definition contains Notation CVSM.)

△

Notice that we are doing a kind of multiplication here, but we are *defining* a new type, perhaps in what appears to be a natural way. We use juxtaposition (smashing two symbols together side-by-side) to denote this operation rather than using a symbol like we did with vector addition. So this can be another source of confusion. When two symbols are next to each other, are we doing regular old multiplication, the kind we’ve done for years, or are we doing scalar vector multiplication, the operation we just defined? Think about your objects — if the first object is a scalar, and the second is a vector, then it *must* be that we are doing our new operation, and the *result* of this operation will be another vector.

Notice how consistency in notation can be an aid here. If we write scalars as lower case Greek letters from the start of the alphabet (such as  $\alpha, \beta, \dots$ ) and write vectors in bold Latin letters from the end of the alphabet ( $\mathbf{u}, \mathbf{v}, \dots$ ), then we have some hints about what type of objects we are working with. This can be a blessing *and* a curse, since when we go read another book about linear algebra, or read an application in another discipline (physics, economics, ...) the types of notation employed may be very different and hence unfamiliar.

Again, computationally, vector scalar multiplication is very easy.

### Example CVSM

#### Scalar multiplication in $\mathbb{C}^5$

If

$$\mathbf{u} = \begin{bmatrix} 3 \\ 1 \\ -2 \\ 4 \\ -1 \end{bmatrix}$$

and  $\alpha = 6$ , then

$$\alpha \mathbf{u} = 6 \begin{bmatrix} 3 \\ 1 \\ -2 \\ 4 \\ -1 \end{bmatrix} = \begin{bmatrix} 6(3) \\ 6(1) \\ 6(-2) \\ 6(4) \\ 6(-1) \end{bmatrix} = \begin{bmatrix} 18 \\ 6 \\ -12 \\ 24 \\ -6 \end{bmatrix}.$$

□

Vector addition and scalar multiplication are the most natural and basic operations to perform on vectors, so it should be easy to have your computational device form a linear combination. See: Computation VLC.MMA [645] Computation VLC.TI86 [649] Computation VLC.TI83 [650] Computation VLC.SAGE [653] .

## Subsection VSP Vector Space Properties

---

With definitions of vector addition and scalar multiplication we can state, and prove, several properties of each operation, and some properties that involve their interplay. We now collect ten of them here for later reference.

### Theorem VSPCV

#### Vector Space Properties of Column Vectors

Suppose that  $\mathbb{C}^m$  is the set of column vectors of size  $m$  (Definition VSCV [81]) with addition and scalar multiplication as defined in Definition CVA [82] and Definition CVSM [83]. Then

- **ACC Additive Closure, Column Vectors**

If  $\mathbf{u}, \mathbf{v} \in \mathbb{C}^m$ , then  $\mathbf{u} + \mathbf{v} \in \mathbb{C}^m$ .

- **SCC Scalar Closure, Column Vectors**

If  $\alpha \in \mathbb{C}$  and  $\mathbf{u} \in \mathbb{C}^m$ , then  $\alpha \mathbf{u} \in \mathbb{C}^m$ .

- **CC Commutativity, Column Vectors**

If  $\mathbf{u}, \mathbf{v} \in \mathbb{C}^m$ , then  $\mathbf{u} + \mathbf{v} = \mathbf{v} + \mathbf{u}$ .

- **AAC Additive Associativity, Column Vectors**

If  $\mathbf{u}, \mathbf{v}, \mathbf{w} \in \mathbb{C}^m$ , then  $\mathbf{u} + (\mathbf{v} + \mathbf{w}) = (\mathbf{u} + \mathbf{v}) + \mathbf{w}$ .

- **ZC Zero Vector, Column Vectors**

There is a vector,  $\mathbf{0}$ , called the **zero vector**, such that  $\mathbf{u} + \mathbf{0} = \mathbf{u}$  for all  $\mathbf{u} \in \mathbb{C}^m$ .

- **AIC Additive Inverses, Column Vectors**

If  $\mathbf{u} \in \mathbb{C}^m$ , then there exists a vector  $-\mathbf{u} \in \mathbb{C}^m$  so that  $\mathbf{u} + (-\mathbf{u}) = \mathbf{0}$ .

- **SMAC Scalar Multiplication Associativity, Column Vectors**

If  $\alpha, \beta \in \mathbb{C}$  and  $\mathbf{u} \in \mathbb{C}^m$ , then  $\alpha(\beta \mathbf{u}) = (\alpha\beta)\mathbf{u}$ .

- **DVAC Distributivity across Vector Addition, Column Vectors**

If  $\alpha \in \mathbb{C}$  and  $\mathbf{u}, \mathbf{v} \in \mathbb{C}^m$ , then  $\alpha(\mathbf{u} + \mathbf{v}) = \alpha \mathbf{u} + \alpha \mathbf{v}$ .

- **DSAC Distributivity across Scalar Addition, Column Vectors**

If  $\alpha, \beta \in \mathbb{C}$  and  $\mathbf{u} \in \mathbb{C}^m$ , then  $(\alpha + \beta)\mathbf{u} = \alpha \mathbf{u} + \beta \mathbf{u}$ .

- **OC One, Column Vectors**

If  $\mathbf{u} \in \mathbb{C}^m$ , then  $1\mathbf{u} = \mathbf{u}$ .



□

**Proof** While some of these properties seem very obvious, they all require proof. However, the proofs are not very interesting, and border on tedious. We'll prove one version of distributivity very carefully, and you can test your proof-building skills on some of the others. We need to establish an equality, so we will do so by beginning with one side of the equality, apply various definitions and theorems (listed to the right of each step) to massage the expression from the left into the expression on the right. Here we go with a proof of Property DSAC [84]. For  $1 \leq i \leq m$ ,

$$\begin{aligned}
 [(\alpha + \beta)\mathbf{u}]_i &= (\alpha + \beta) [\mathbf{u}]_i && \text{Definition CVSM [83]} \\
 &= \alpha [\mathbf{u}]_i + \beta [\mathbf{u}]_i && \text{Distributivity in } \mathbb{C} \\
 &= [\alpha\mathbf{u}]_i + [\beta\mathbf{u}]_i && \text{Definition CVSM [83]} \\
 &= [\alpha\mathbf{u} + \beta\mathbf{u}]_i && \text{Definition CVA [82]}
 \end{aligned}$$

Since the individual components of the vectors  $(\alpha + \beta)\mathbf{u}$  and  $\alpha\mathbf{u} + \beta\mathbf{u}$  are equal for *all*  $i$ ,  $1 \leq i \leq m$ , Definition CVE [82] tells us the vectors are equal. ■

Many of the conclusions of our theorems can be characterized as “identities,” especially when we are establishing basic properties of operations such as those in this section. Most of the properties listed in Theorem VSPCV [84] are examples. So some advice about the style we use for proving identities is appropriate right now. Have a look at Technique PI [669].

Be careful with the notion of the vector  $-\mathbf{u}$ . This is a vector that we add to  $\mathbf{u}$  so that the result is the particular vector  $\mathbf{0}$ . This is basically a property of vector addition. It happens that we can compute  $-\mathbf{u}$  using the *other* operation, scalar multiplication. We can prove this directly by writing that

$$[-\mathbf{u}]_i = -[\mathbf{u}]_i = (-1)[\mathbf{u}]_i = [(-1)\mathbf{u}]_i$$

We will see later how to derive this property as a *consequence* of several of the ten properties listed in Theorem VSPCV [84].

## Subsection READ

### Reading Questions

---

1. Where have you seen vectors used before in other courses? How were they different?
2. In words, when are two vectors equal?
3. Perform the following computation with vector operations

$$2 \begin{bmatrix} 1 \\ 5 \\ 0 \end{bmatrix} + (-3) \begin{bmatrix} 7 \\ 6 \\ 5 \end{bmatrix}$$

**Subsection EXC**  
**Exercises**

---

**C10** Compute

$$4 \begin{bmatrix} 2 \\ -3 \\ 4 \\ 1 \\ 0 \end{bmatrix} + (-2) \begin{bmatrix} 1 \\ 2 \\ -5 \\ 2 \\ 4 \end{bmatrix} + \begin{bmatrix} -1 \\ 3 \\ 0 \\ 1 \\ 2 \end{bmatrix}$$

Contributed by Robert Beezer    Solution [87]

**T13** Prove Property CC [84] of Theorem VSPCV [84]. Write your proof in the style of the proof of Property DSAC [84] given in this section.

Contributed by Robert Beezer    Solution [87]

**T17** Prove Property SMAC [84] of Theorem VSPCV [84]. Write your proof in the style of the proof of Property DSAC [84] given in this section.

Contributed by Robert Beezer

**T18** Prove Property DVAC [84] of Theorem VSPCV [84]. Write your proof in the style of the proof of Property DSAC [84] given in this section.

Contributed by Robert Beezer

**Subsection SOL  
Solutions**

---

**C10** Contributed by Robert Beezer Statement [86]

$$\begin{bmatrix} 5 \\ -13 \\ 26 \\ 1 \\ -6 \end{bmatrix}$$

**T13** Contributed by Robert Beezer Statement [86]For all  $1 \leq i \leq m$ ,

$$\begin{aligned} [\mathbf{u} + \mathbf{v}]_i &= [\mathbf{u}]_i + [\mathbf{v}]_i && \text{Definition CVA [82]} \\ &= [\mathbf{v}]_i + [\mathbf{u}]_i && \text{Commutativity in } \mathbb{C} \\ &= [\mathbf{v} + \mathbf{u}]_i && \text{Definition CVA [82]} \end{aligned}$$

With equality of each component of the vectors  $\mathbf{u} + \mathbf{v}$  and  $\mathbf{v} + \mathbf{u}$  being equal Definition CVE [82] tells us the two vectors are equal.

## Section LC

### Linear Combinations

In Section VO [81] we defined vector addition and scalar multiplication. These two operations combine nicely to give us a construction known as a linear combination, a construct that we will work with throughout this course.

#### Subsection LC

### Linear Combinations

#### Definition LCCV

#### Linear Combination of Column Vectors

Given  $n$  vectors  $\mathbf{u}_1, \mathbf{u}_2, \mathbf{u}_3, \dots, \mathbf{u}_n$  from  $\mathbb{C}^m$  and  $n$  scalars  $\alpha_1, \alpha_2, \alpha_3, \dots, \alpha_n$ , their **linear combination** is the vector

$$\alpha_1 \mathbf{u}_1 + \alpha_2 \mathbf{u}_2 + \alpha_3 \mathbf{u}_3 + \cdots + \alpha_n \mathbf{u}_n$$

△

So this definition takes an equal number of scalars and vectors, combines them using our two new operations (scalar multiplication and vector addition) and creates a single brand-new vector, of the same size as the original vectors. When a definition or theorem employs a linear combination, think about the nature of the objects that go into its creation (lists of scalars and vectors), and the type of object that results (a single vector). Computationally, a linear combination is pretty easy.

#### Example TLC

#### Two linear combinations in $\mathbb{C}^6$

Suppose that

$$\alpha_1 = 1$$

$$\alpha_2 = -4$$

$$\alpha_3 = 2$$

$$\alpha_4 = -1$$

and

$$\mathbf{u}_1 = \begin{bmatrix} 2 \\ 4 \\ -3 \\ 1 \\ 2 \\ 9 \end{bmatrix} \quad \mathbf{u}_2 = \begin{bmatrix} 6 \\ 3 \\ 0 \\ -2 \\ 1 \\ 4 \end{bmatrix} \quad \mathbf{u}_3 = \begin{bmatrix} -5 \\ 2 \\ 1 \\ 1 \\ -3 \\ 0 \end{bmatrix} \quad \mathbf{u}_4 = \begin{bmatrix} 3 \\ 2 \\ -5 \\ 7 \\ 1 \\ 3 \end{bmatrix}$$

then their linear combination is

$$\begin{aligned} \alpha_1 \mathbf{u}_1 + \alpha_2 \mathbf{u}_2 + \alpha_3 \mathbf{u}_3 + \alpha_4 \mathbf{u}_4 &= (1) \begin{bmatrix} 2 \\ 4 \\ -3 \\ 1 \\ 2 \\ 9 \end{bmatrix} + (-4) \begin{bmatrix} 6 \\ 3 \\ 0 \\ -2 \\ 1 \\ 4 \end{bmatrix} + (2) \begin{bmatrix} -5 \\ 2 \\ 1 \\ 1 \\ -3 \\ 0 \end{bmatrix} + (-1) \begin{bmatrix} 3 \\ 2 \\ -5 \\ 7 \\ 1 \\ 3 \end{bmatrix} \\ &= \begin{bmatrix} 2 \\ 4 \\ -3 \\ 1 \\ 2 \\ 9 \end{bmatrix} + \begin{bmatrix} -24 \\ -12 \\ 0 \\ 8 \\ -4 \\ -16 \end{bmatrix} + \begin{bmatrix} -10 \\ 4 \\ 2 \\ 2 \\ -6 \\ 0 \end{bmatrix} + \begin{bmatrix} -3 \\ -2 \\ 5 \\ -7 \\ -1 \\ -3 \end{bmatrix} = \begin{bmatrix} -35 \\ -6 \\ 4 \\ 4 \\ -9 \\ -10 \end{bmatrix}. \end{aligned}$$

A different linear combination, of the same set of vectors, can be formed with different scalars. Take

$$\beta_1 = 3 \qquad \beta_2 = 0 \qquad \beta_3 = 5 \qquad \beta_4 = -1$$

and form the linear combination

$$\begin{aligned} \beta_1 \mathbf{u}_1 + \beta_2 \mathbf{u}_2 + \beta_3 \mathbf{u}_3 + \beta_4 \mathbf{u}_4 &= (3) \begin{bmatrix} 2 \\ 4 \\ -3 \\ 1 \\ 2 \\ 9 \end{bmatrix} + (0) \begin{bmatrix} 6 \\ 3 \\ 0 \\ -2 \\ 1 \\ 4 \end{bmatrix} + (5) \begin{bmatrix} -5 \\ 2 \\ 1 \\ 1 \\ -3 \\ 0 \end{bmatrix} + (-1) \begin{bmatrix} 3 \\ 2 \\ -5 \\ 7 \\ 1 \\ 3 \end{bmatrix} \\ &= \begin{bmatrix} 6 \\ 12 \\ -9 \\ 3 \\ 6 \\ 27 \end{bmatrix} + \begin{bmatrix} 0 \\ 0 \\ 0 \\ 0 \\ 0 \\ 0 \end{bmatrix} + \begin{bmatrix} -25 \\ 10 \\ 5 \\ 5 \\ -15 \\ 0 \end{bmatrix} + \begin{bmatrix} -3 \\ -2 \\ 5 \\ -7 \\ -1 \\ -3 \end{bmatrix} = \begin{bmatrix} -22 \\ 20 \\ 1 \\ 1 \\ -10 \\ 24 \end{bmatrix}. \end{aligned}$$

Notice how we could keep our set of vectors fixed, and use different sets of scalars to construct different vectors. You might build a few new linear combinations of  $\mathbf{u}_1$ ,  $\mathbf{u}_2$ ,  $\mathbf{u}_3$ ,  $\mathbf{u}_4$  right now. We'll be right here when you get back. What vectors were you able to create? Do you think you could create the vector

$$\mathbf{w} = \begin{bmatrix} 13 \\ 15 \\ 5 \\ -17 \\ 2 \\ 25 \end{bmatrix}$$

with a “suitable” choice of four scalars? Do you think you could create *any* possible vector from  $\mathbb{C}^6$  by choosing the proper scalars? These last two questions are very fundamental, and time spent considering them *now* will prove beneficial later.  $\boxtimes$

Our next two examples are key ones, and a discussion about decompositions is timely. Have a look at Technique DC [670] before studying the next two examples.

### Example ABLC

#### Archetype B as a linear combination

In this example we will rewrite Archetype B [682] in the language of vectors, vector equality and linear combinations. In Example VESE [82] we wrote the system of  $m = 3$  equations as the vector equality

$$\begin{bmatrix} -7x_1 - 6x_2 - 12x_3 \\ 5x_1 + 5x_2 + 7x_3 \\ x_1 + 4x_3 \end{bmatrix} = \begin{bmatrix} -33 \\ 24 \\ 5 \end{bmatrix}.$$

Now we will bust up the linear expressions on the left, first using vector addition,

$$\begin{bmatrix} -7x_1 \\ 5x_1 \\ x_1 \end{bmatrix} + \begin{bmatrix} -6x_2 \\ 5x_2 \\ 0x_2 \end{bmatrix} + \begin{bmatrix} -12x_3 \\ 7x_3 \\ 4x_3 \end{bmatrix} = \begin{bmatrix} -33 \\ 24 \\ 5 \end{bmatrix}.$$

Now we can rewrite each of these  $n = 3$  vectors as a scalar multiple of a fixed vector, where the scalar is one of the unknown variables, converting the left-hand side into a linear combination

$$x_1 \begin{bmatrix} -7 \\ 5 \\ 1 \end{bmatrix} + x_2 \begin{bmatrix} -6 \\ 5 \\ 0 \end{bmatrix} + x_3 \begin{bmatrix} -12 \\ 7 \\ 4 \end{bmatrix} = \begin{bmatrix} -33 \\ 24 \\ 5 \end{bmatrix}.$$

We can now interpret the problem of solving the system of equations as determining values for the scalar multiples that make the vector equation true. In the analysis of Archetype B [682], we were able to determine that it had only one solution. A quick way to see this is to row-reduce the coefficient matrix to the  $3 \times 3$  identity matrix and apply Theorem NMRRI [70] to determine that the coefficient matrix is nonsingular. Then Theorem NMUS [72] tells us that the system of equations has a unique solution. This solution is

$$x_1 = -3 \qquad x_2 = 5 \qquad x_3 = 2.$$

So, in the context of this example, we can express the fact that these values of the variables are a solution by writing the linear combination,

$$(-3) \begin{bmatrix} -7 \\ 5 \\ 1 \end{bmatrix} + (5) \begin{bmatrix} -6 \\ 5 \\ 0 \end{bmatrix} + (2) \begin{bmatrix} -12 \\ 7 \\ 4 \end{bmatrix} = \begin{bmatrix} -33 \\ 24 \\ 5 \end{bmatrix}.$$

Furthermore, these are the only three scalars that will accomplish this equality, since they come from a unique solution.

Notice how the three vectors in this example are the columns of the coefficient matrix of the system of equations. This is our first hint of the important interplay between the vectors that form the columns of a matrix, and the matrix itself.  $\square$

With any discussion of Archetype A [678] or Archetype B [682] we should be sure to contrast with the other.

### Example AALC

#### Archetype A as a linear combination

As a vector equality, Archetype A [678] can be written as

$$\begin{bmatrix} x_1 - x_2 + 2x_3 \\ 2x_1 + x_2 + x_3 \\ x_1 + x_2 \end{bmatrix} = \begin{bmatrix} 1 \\ 8 \\ 5 \end{bmatrix}.$$

Now bust up the linear expressions on the left, first using vector addition,

$$\begin{bmatrix} x_1 \\ 2x_1 \\ x_1 \end{bmatrix} + \begin{bmatrix} -x_2 \\ x_2 \\ x_2 \end{bmatrix} + \begin{bmatrix} 2x_3 \\ x_3 \\ 0x_3 \end{bmatrix} = \begin{bmatrix} 1 \\ 8 \\ 5 \end{bmatrix}.$$

Rewrite each of these  $n = 3$  vectors as a scalar multiple of a fixed vector, where the scalar is one of the unknown variables, converting the left-hand side into a linear combination

$$x_1 \begin{bmatrix} 1 \\ 2 \\ 1 \end{bmatrix} + x_2 \begin{bmatrix} -1 \\ 1 \\ 1 \end{bmatrix} + x_3 \begin{bmatrix} 2 \\ 1 \\ 0 \end{bmatrix} = \begin{bmatrix} 1 \\ 8 \\ 5 \end{bmatrix}.$$

Row-reducing the augmented matrix for Archetype A [678] leads to the conclusion that the system is consistent and has free variables, hence infinitely many solutions. So for example, the two solutions

$$\begin{array}{ccc} x_1 = 2 & x_2 = 3 & x_3 = 1 \\ x_1 = 3 & x_2 = 2 & x_3 = 0 \end{array}$$

can be used together to say that,

$$(2) \begin{bmatrix} 1 \\ 2 \\ 1 \end{bmatrix} + (3) \begin{bmatrix} -1 \\ 1 \\ 1 \end{bmatrix} + (1) \begin{bmatrix} 2 \\ 1 \\ 0 \end{bmatrix} = \begin{bmatrix} 1 \\ 8 \\ 5 \end{bmatrix} = (3) \begin{bmatrix} 1 \\ 2 \\ 1 \end{bmatrix} + (2) \begin{bmatrix} -1 \\ 1 \\ 1 \end{bmatrix} + (0) \begin{bmatrix} 2 \\ 1 \\ 0 \end{bmatrix}$$

Ignore the middle of this equation, and move all the terms to the left-hand side,

$$(2) \begin{bmatrix} 1 \\ 2 \\ 1 \end{bmatrix} + (3) \begin{bmatrix} -1 \\ 1 \\ 1 \end{bmatrix} + (1) \begin{bmatrix} 2 \\ 1 \\ 0 \end{bmatrix} + (-3) \begin{bmatrix} 1 \\ 2 \\ 1 \end{bmatrix} + (-2) \begin{bmatrix} -1 \\ 1 \\ 1 \end{bmatrix} + (-0) \begin{bmatrix} 2 \\ 1 \\ 0 \end{bmatrix} = \begin{bmatrix} 0 \\ 0 \\ 0 \end{bmatrix}.$$

Regrouping gives

$$(-1) \begin{bmatrix} 1 \\ 2 \\ 1 \end{bmatrix} + (1) \begin{bmatrix} -1 \\ 1 \\ 1 \end{bmatrix} + (1) \begin{bmatrix} 2 \\ 1 \\ 0 \end{bmatrix} = \begin{bmatrix} 0 \\ 0 \\ 0 \end{bmatrix}.$$

Notice that these three vectors are the columns of the coefficient matrix for the system of equations in Archetype A [678]. This equality says there is a linear combination of those columns that equals the vector of all zeros. Give it some thought, but this says that

$$x_1 = -1 \qquad x_2 = 1 \qquad x_3 = 1$$

is a nontrivial solution to the homogeneous system of equations with the coefficient matrix for the original system in Archetype A [678]. In particular, this demonstrates that this coefficient matrix is singular.  $\square$

There's a lot going on in the last two examples. Come back to them in a while and make some connections with the intervening material. For now, we will summarize and explain some of this behavior with a theorem.

**Theorem SLSLC**

**Solutions to Linear Systems are Linear Combinations**

Denote the columns of the  $m \times n$  matrix  $A$  as the vectors  $\mathbf{A}_1, \mathbf{A}_2, \mathbf{A}_3, \dots, \mathbf{A}_n$ . Then  $\mathbf{x}$  is a solution to the linear system of equations  $\mathcal{LS}(A, \mathbf{b})$  if and only if

$$[\mathbf{x}]_1 \mathbf{A}_1 + [\mathbf{x}]_2 \mathbf{A}_2 + [\mathbf{x}]_3 \mathbf{A}_3 + \dots + [\mathbf{x}]_n \mathbf{A}_n = \mathbf{b}$$

$\square$

**Proof** The proof of this theorem is as much about a change in notation as it is about making logical deductions. Write the system of equations  $\mathcal{LS}(A, \mathbf{b})$  as

$$\begin{aligned} a_{11}x_1 + a_{12}x_2 + a_{13}x_3 + \dots + a_{1n}x_n &= b_1 \\ a_{21}x_1 + a_{22}x_2 + a_{23}x_3 + \dots + a_{2n}x_n &= b_2 \\ a_{31}x_1 + a_{32}x_2 + a_{33}x_3 + \dots + a_{3n}x_n &= b_3 \\ &\vdots \\ a_{m1}x_1 + a_{m2}x_2 + a_{m3}x_3 + \dots + a_{mn}x_n &= b_m. \end{aligned}$$

Notice then that the entry of the coefficient matrix  $A$  in row  $i$  and column  $j$  has two names:  $a_{ij}$  as the coefficient of  $x_j$  in equation  $i$  of the system and  $[\mathbf{A}_j]_i$  as the  $i$ -th entry of the column vector in column  $j$  of the coefficient matrix  $A$ . Likewise, entry  $i$  of  $\mathbf{b}$  has two names:  $b_i$  from the linear system and  $[\mathbf{b}]_i$  as an entry of a vector. Our theorem is an equivalence (Technique E [666]) so we need to prove both “directions.”

( $\Leftarrow$ ) Suppose we have the vector equality between  $\mathbf{b}$  and the linear combination of the columns of  $A$ . Then for  $1 \leq i \leq n$ ,

$b_i = [\mathbf{b}]_i$	Notation
$= [[\mathbf{x}]_1 \mathbf{A}_1 + [\mathbf{x}]_2 \mathbf{A}_2 + [\mathbf{x}]_3 \mathbf{A}_3 + \dots + [\mathbf{x}]_n \mathbf{A}_n]_i$	Hypothesis
$= [[\mathbf{x}]_1 \mathbf{A}_1]_i + [[\mathbf{x}]_2 \mathbf{A}_2]_i + [[\mathbf{x}]_3 \mathbf{A}_3]_i + \dots + [[\mathbf{x}]_n \mathbf{A}_n]_i$	Definition CVA [82]
$= [\mathbf{x}]_1 [\mathbf{A}_1]_i + [\mathbf{x}]_2 [\mathbf{A}_2]_i + [\mathbf{x}]_3 [\mathbf{A}_3]_i + \dots + [\mathbf{x}]_n [\mathbf{A}_n]_i$	Definition CVSM [83]
$= [\mathbf{x}]_1 a_{i1} + [\mathbf{x}]_2 a_{i2} + [\mathbf{x}]_3 a_{i3} + \dots + [\mathbf{x}]_n a_{in}$	Notation

$$= a_{i1} [\mathbf{x}]_1 + a_{i2} [\mathbf{x}]_2 + a_{i3} [\mathbf{x}]_3 + \cdots + a_{in} [\mathbf{x}]_n \quad \text{Commutativity in } \mathbb{C}$$

This says that the entries of  $\mathbf{x}$  form a solution to equation  $i$  of  $\mathcal{LS}(A, \mathbf{b})$  for all  $1 \leq i \leq n$ , in other words,  $\mathbf{x}$  is a solution to  $\mathcal{LS}(A, \mathbf{b})$ .

( $\Rightarrow$ ) Suppose now that  $\mathbf{x}$  is a solution to the linear system  $\mathcal{LS}(A, \mathbf{b})$ . Then for all  $1 \leq i \leq n$ ,

$$\begin{aligned} [\mathbf{b}]_i &= b_i && \text{Notation} \\ &= a_{i1} [\mathbf{x}]_1 + a_{i2} [\mathbf{x}]_2 + a_{i3} [\mathbf{x}]_3 + \cdots + a_{in} [\mathbf{x}]_n && \text{Hypothesis} \\ &= [\mathbf{x}]_1 a_{i1} + [\mathbf{x}]_2 a_{i2} + [\mathbf{x}]_3 a_{i3} + \cdots + [\mathbf{x}]_n a_{in} && \text{Commutativity in } \mathbb{C} \\ &= [\mathbf{x}]_1 [\mathbf{A}_1]_i + [\mathbf{x}]_2 [\mathbf{A}_2]_i + [\mathbf{x}]_3 [\mathbf{A}_3]_i + \cdots + [\mathbf{x}]_n [\mathbf{A}_n]_i && \text{Notation} \\ &= [[\mathbf{x}]_1 \mathbf{A}_1]_i + [[\mathbf{x}]_2 \mathbf{A}_2]_i + [[\mathbf{x}]_3 \mathbf{A}_3]_i + \cdots + [[\mathbf{x}]_n \mathbf{A}_n]_i && \text{Definition CVSM [83]} \\ &= [[\mathbf{x}]_1 \mathbf{A}_1 + [\mathbf{x}]_2 \mathbf{A}_2 + [\mathbf{x}]_3 \mathbf{A}_3 + \cdots + [\mathbf{x}]_n \mathbf{A}_n]_i && \text{Definition CVA [82]} \end{aligned}$$

Since the components of  $\mathbf{b}$  and the linear combination of the columns of  $A$  agree for all  $1 \leq i \leq n$ , Definition CVE [82] tells us that the vectors are equal.  $\blacksquare$

In other words, this theorem tells us that solutions to systems of equations are linear combinations of the column vectors of the coefficient matrix ( $\mathbf{A}_i$ ) which yield the constant vector  $\mathbf{b}$ . Or said another way, a solution to a system of equations  $\mathcal{LS}(A, \mathbf{b})$  is an answer to the question “How can I form the vector  $\mathbf{b}$  as a linear combination of the columns of  $A$ ?” Look through the archetypes that are systems of equations and examine a few of the advertised solutions. In each case use the solution to form a linear combination of the columns of the coefficient matrix and verify that the result equals the constant vector (see Exercise LC.C21 [106]).

## Subsection VFSS Vector Form of Solution Sets

We have written solutions to systems of equations as column vectors. For example Archetype B [682] has the solution  $x_1 = -3$ ,  $x_2 = 5$ ,  $x_3 = 2$  which we now write as

$$\mathbf{x} = \begin{bmatrix} x_1 \\ x_2 \\ x_3 \end{bmatrix} = \begin{bmatrix} -3 \\ 5 \\ 2 \end{bmatrix}.$$

Now, we will use column vectors and linear combinations to express *all* of the solutions to a linear system of equations in a compact and understandable way. First, here’s two examples that will motivate our next theorem. This is a valuable technique, almost the equal of row-reducing a matrix, so be sure you get comfortable with it over the course of this section.

### Example VFSAD Vector form of solutions for Archetype D

Archetype D [691] is a linear system of 3 equations in 4 variables. Row-reducing the augmented matrix yields

$$\begin{bmatrix} \boxed{1} & 0 & 3 & -2 & 4 \\ 0 & \boxed{1} & 1 & -3 & 0 \\ 0 & 0 & 0 & 0 & 0 \end{bmatrix}$$

and we see  $r = 2$  nonzero rows. Also,  $D = \{1, 2\}$  so the dependent variables are then  $x_1$  and  $x_2$ .  $F = \{3, 4, 5\}$  so the two free variables are  $x_3$  and  $x_4$ . We will express a generic solution for the system by two slightly different methods, though both arrive at the same conclusion.

First, we will decompose (Technique DC [670]) a solution vector. Rearranging each equation represented in the row-reduced form of the augmented matrix by solving for the dependent variable



in each row yields the vector equality,

$$\begin{bmatrix} x_1 \\ x_2 \\ x_3 \\ x_4 \end{bmatrix} = \begin{bmatrix} 4 - 3x_3 + 2x_4 \\ -x_3 + 3x_4 \\ x_3 \\ x_4 \end{bmatrix}$$

Now we will use the definitions of column vector addition and scalar multiplication to express this vector as a linear combination,

$$= \begin{bmatrix} 4 \\ 0 \\ 0 \\ 0 \end{bmatrix} + \begin{bmatrix} -3x_3 \\ -x_3 \\ x_3 \\ 0 \end{bmatrix} + \begin{bmatrix} 2x_4 \\ 3x_4 \\ 0 \\ x_4 \end{bmatrix} \quad \text{Definition CVA [82]}$$

$$= \begin{bmatrix} 4 \\ 0 \\ 0 \\ 0 \end{bmatrix} + x_3 \begin{bmatrix} -3 \\ -1 \\ 1 \\ 0 \end{bmatrix} + x_4 \begin{bmatrix} 2 \\ 3 \\ 0 \\ 1 \end{bmatrix} \quad \text{Definition CVSM [83]}$$

We will develop the same linear combination a bit quicker, using three steps. While the method above is instructive, the method below will be our preferred approach.

Step 1. Write the vector of variables as a fixed vector, plus a linear combination of  $n - r$  vectors, using the free variables as the scalars.

$$\mathbf{x} = \begin{bmatrix} x_1 \\ x_2 \\ x_3 \\ x_4 \end{bmatrix} = \begin{bmatrix} \phantom{0} \\ \phantom{0} \\ \phantom{0} \\ \phantom{0} \end{bmatrix} + x_3 \begin{bmatrix} \phantom{0} \\ \phantom{0} \\ \phantom{0} \\ \phantom{0} \end{bmatrix} + x_4 \begin{bmatrix} \phantom{0} \\ \phantom{0} \\ \phantom{0} \\ \phantom{0} \end{bmatrix}$$

Step 2. Use 0's and 1's to ensure equality for the entries of the the vectors with indices in  $F$  (corresponding to the free variables).

$$\mathbf{x} = \begin{bmatrix} x_1 \\ x_2 \\ x_3 \\ x_4 \end{bmatrix} = \begin{bmatrix} \phantom{0} \\ 0 \\ 0 \\ 0 \end{bmatrix} + x_3 \begin{bmatrix} \phantom{0} \\ \phantom{0} \\ 1 \\ 0 \end{bmatrix} + x_4 \begin{bmatrix} \phantom{0} \\ \phantom{0} \\ 0 \\ 1 \end{bmatrix}$$

Step 3. For each dependent variable, use the augmented matrix to formulate an equation expressing the dependent variable as a constant plus multiples of the free variables. Convert this equation into entries of the vectors that ensure equality for each dependent variable, one at a time.

$$x_1 = 4 - 3x_3 + 2x_4 \quad \Rightarrow \quad \mathbf{x} = \begin{bmatrix} x_1 \\ x_2 \\ x_3 \\ x_4 \end{bmatrix} = \begin{bmatrix} 4 \\ \phantom{0} \\ 0 \\ 0 \end{bmatrix} + x_3 \begin{bmatrix} -3 \\ \phantom{0} \\ 1 \\ 0 \end{bmatrix} + x_4 \begin{bmatrix} 2 \\ \phantom{0} \\ 0 \\ 1 \end{bmatrix}$$

$$x_2 = 0 - 1x_3 + 3x_4 \quad \Rightarrow \quad \mathbf{x} = \begin{bmatrix} x_1 \\ x_2 \\ x_3 \\ x_4 \end{bmatrix} = \begin{bmatrix} \phantom{0} \\ 4 \\ 0 \\ 0 \end{bmatrix} + x_3 \begin{bmatrix} \phantom{0} \\ -3 \\ -1 \\ 1 \end{bmatrix} + x_4 \begin{bmatrix} \phantom{0} \\ 2 \\ 3 \\ 0 \\ 1 \end{bmatrix}$$

This final *form* of a typical solution is especially pleasing and useful. For example, we can build solutions quickly by choosing values for our free variables, and then compute a linear combination.

Such as

$$x_3 = 2, x_4 = -5 \quad \Rightarrow \quad \mathbf{x} = \begin{bmatrix} x_1 \\ x_2 \\ x_3 \\ x_4 \end{bmatrix} = \begin{bmatrix} 4 \\ 0 \\ 0 \\ 0 \end{bmatrix} + (2) \begin{bmatrix} -3 \\ -1 \\ 1 \\ 0 \end{bmatrix} + (-5) \begin{bmatrix} 2 \\ 3 \\ 0 \\ 1 \end{bmatrix} = \begin{bmatrix} -12 \\ -17 \\ 2 \\ -5 \end{bmatrix}$$

or,

$$x_3 = 1, x_4 = 3 \quad \Rightarrow \quad \mathbf{x} = \begin{bmatrix} x_1 \\ x_2 \\ x_3 \\ x_4 \end{bmatrix} = \begin{bmatrix} 4 \\ 0 \\ 0 \\ 0 \end{bmatrix} + (1) \begin{bmatrix} -3 \\ -1 \\ 1 \\ 0 \end{bmatrix} + (3) \begin{bmatrix} 2 \\ 3 \\ 0 \\ 1 \end{bmatrix} = \begin{bmatrix} 7 \\ 8 \\ 1 \\ 3 \end{bmatrix}.$$

You'll find the second solution listed in the write-up for Archetype D [691], and you might check the first solution by substituting it back into the original equations.

While this form is useful for quickly creating solutions, it's even better because it tells us *exactly* what every solution looks like. We know the solution set is infinite, which is pretty big, but now

we can say that a solution is some multiple of  $\begin{bmatrix} -3 \\ -1 \\ 1 \\ 0 \end{bmatrix}$  plus a multiple of  $\begin{bmatrix} 2 \\ 3 \\ 0 \\ 1 \end{bmatrix}$  plus the fixed vector

$\begin{bmatrix} 4 \\ 0 \\ 0 \\ 0 \end{bmatrix}$ . Period. So it only takes us *three* vectors to describe the entire infinite solution set, provided

we also agree on how to combine the three vectors into a linear combination.  $\square$

This is such an important and fundamental technique, we'll do another example.

### Example VFS

#### Vector form of solutions

Consider a linear system of  $m = 5$  equations in  $n = 7$  variables, having the augmented matrix  $A$ .

$$A = \begin{bmatrix} 2 & 1 & -1 & -2 & 2 & 1 & 5 & 21 \\ 1 & 1 & -3 & 1 & 1 & 1 & 2 & -5 \\ 1 & 2 & -8 & 5 & 1 & 1 & -6 & -15 \\ 3 & 3 & -9 & 3 & 6 & 5 & 2 & -24 \\ -2 & -1 & 1 & 2 & 1 & 1 & -9 & -30 \end{bmatrix}$$

Row-reducing we obtain the matrix

$$B = \begin{bmatrix} \boxed{1} & 0 & 2 & -3 & 0 & 0 & 9 & 15 \\ 0 & \boxed{1} & -5 & 4 & 0 & 0 & -8 & -10 \\ 0 & 0 & 0 & 0 & \boxed{1} & 0 & -6 & 11 \\ 0 & 0 & 0 & 0 & 0 & \boxed{1} & 7 & -21 \\ 0 & 0 & 0 & 0 & 0 & 0 & 0 & 0 \end{bmatrix}$$

and we see  $r = 4$  nonzero rows. Also,  $D = \{1, 2, 5, 6\}$  so the dependent variables are then  $x_1, x_2, x_5$ , and  $x_6$ .  $F = \{3, 4, 7, 8\}$  so the  $n - r = 3$  free variables are  $x_3, x_4$  and  $x_7$ . We will express a generic solution for the system by two different methods: both a decomposition and a construction.

First, we will decompose (Technique DC [670]) a solution vector. Rearranging each equation represented in the row-reduced form of the augmented matrix by solving for the dependent variable

in each row yields the vector equality,

$$\begin{bmatrix} x_1 \\ x_2 \\ x_3 \\ x_4 \\ x_5 \\ x_6 \\ x_7 \end{bmatrix} = \begin{bmatrix} 15 - 2x_3 + 3x_4 - 9x_7 \\ -10 + 5x_3 - 4x_4 + 8x_7 \\ x_3 \\ x_4 \\ 11 + 6x_7 \\ -21 - 7x_7 \\ x_7 \end{bmatrix}$$

Now we will use the definitions of column vector addition and scalar multiplication to decompose this generic solution vector as a linear combination,

$$= \begin{bmatrix} 15 \\ -10 \\ 0 \\ 0 \\ 11 \\ -21 \\ 0 \end{bmatrix} + \begin{bmatrix} -2x_3 \\ 5x_3 \\ x_3 \\ 0 \\ 0 \\ 0 \\ 0 \end{bmatrix} + \begin{bmatrix} 3x_4 \\ -4x_4 \\ 0 \\ x_4 \\ 0 \\ 0 \\ 0 \end{bmatrix} + \begin{bmatrix} -9x_7 \\ 8x_7 \\ 0 \\ 0 \\ 6x_7 \\ -7x_7 \\ x_7 \end{bmatrix} \quad \text{Definition CVA [82]}$$

$$= \begin{bmatrix} 15 \\ -10 \\ 0 \\ 0 \\ 11 \\ -21 \\ 0 \end{bmatrix} + x_3 \begin{bmatrix} -2 \\ 5 \\ 1 \\ 0 \\ 0 \\ 0 \\ 0 \end{bmatrix} + x_4 \begin{bmatrix} 3 \\ -4 \\ 0 \\ 1 \\ 0 \\ 0 \\ 0 \end{bmatrix} + x_7 \begin{bmatrix} -9 \\ 8 \\ 0 \\ 0 \\ 6 \\ -7 \\ 1 \end{bmatrix} \quad \text{Definition CVSM [83]}$$

We will now develop the same linear combination a bit quicker, using three steps. While the method above is instructive, the method below will be our preferred approach.

Step 1. Write the vector of variables as a fixed vector, plus a linear combination of  $n - r$  vectors, using the free variables as the scalars.

$$\mathbf{x} = \begin{bmatrix} x_1 \\ x_2 \\ x_3 \\ x_4 \\ x_5 \\ x_6 \\ x_7 \end{bmatrix} = \begin{bmatrix} \phantom{x_1} \\ \phantom{x_2} \\ \phantom{x_3} \\ \phantom{x_4} \\ \phantom{x_5} \\ \phantom{x_6} \\ \phantom{x_7} \end{bmatrix} + x_3 \begin{bmatrix} \phantom{x_1} \\ \phantom{x_2} \\ \phantom{x_3} \\ \phantom{x_4} \\ \phantom{x_5} \\ \phantom{x_6} \\ \phantom{x_7} \end{bmatrix} + x_4 \begin{bmatrix} \phantom{x_1} \\ \phantom{x_2} \\ \phantom{x_3} \\ \phantom{x_4} \\ \phantom{x_5} \\ \phantom{x_6} \\ \phantom{x_7} \end{bmatrix} + x_7 \begin{bmatrix} \phantom{x_1} \\ \phantom{x_2} \\ \phantom{x_3} \\ \phantom{x_4} \\ \phantom{x_5} \\ \phantom{x_6} \\ \phantom{x_7} \end{bmatrix}$$

Step 2. Use 0's and 1's to ensure equality for the entries of the the vectors with indices in  $F$  (corresponding to the free variables).

$$\mathbf{x} = \begin{bmatrix} x_1 \\ x_2 \\ x_3 \\ x_4 \\ x_5 \\ x_6 \\ x_7 \end{bmatrix} = \begin{bmatrix} \phantom{x_1} \\ \phantom{x_2} \\ 0 \\ 0 \\ \phantom{x_5} \\ \phantom{x_6} \\ 0 \end{bmatrix} + x_3 \begin{bmatrix} \phantom{x_1} \\ \phantom{x_2} \\ 1 \\ 0 \\ \phantom{x_5} \\ \phantom{x_6} \\ 0 \end{bmatrix} + x_4 \begin{bmatrix} \phantom{x_1} \\ \phantom{x_2} \\ 0 \\ 1 \\ \phantom{x_5} \\ \phantom{x_6} \\ 0 \end{bmatrix} + x_7 \begin{bmatrix} \phantom{x_1} \\ \phantom{x_2} \\ 0 \\ 0 \\ \phantom{x_5} \\ \phantom{x_6} \\ 1 \end{bmatrix}$$

Step 3. For each dependent variable, use the augmented matrix to formulate an equation expressing the dependent variable as a constant plus multiples of the free variables. Convert this equation

into entries of the vectors that ensure equality for each dependent variable, one at a time.

$$\begin{aligned}
 x_1 = 15 - 2x_3 + 3x_4 - 9x_7 &\Rightarrow \mathbf{x} = \begin{bmatrix} x_1 \\ x_2 \\ x_3 \\ x_4 \\ x_5 \\ x_6 \\ x_7 \end{bmatrix} = \begin{bmatrix} 15 \\ 0 \\ 0 \\ 0 \\ 0 \\ 0 \\ 0 \end{bmatrix} + x_3 \begin{bmatrix} -2 \\ 1 \\ 0 \\ 0 \\ 0 \\ 0 \\ 0 \end{bmatrix} + x_4 \begin{bmatrix} 3 \\ 0 \\ 1 \\ 1 \\ 0 \\ 0 \\ 0 \end{bmatrix} + x_7 \begin{bmatrix} -9 \\ 0 \\ 0 \\ 0 \\ 0 \\ 0 \\ 1 \end{bmatrix} \\
 x_2 = -10 + 5x_3 - 4x_4 + 8x_7 &\Rightarrow \mathbf{x} = \begin{bmatrix} x_1 \\ x_2 \\ x_3 \\ x_4 \\ x_5 \\ x_6 \\ x_7 \end{bmatrix} = \begin{bmatrix} 15 \\ -10 \\ 0 \\ 0 \\ 0 \\ 0 \\ 0 \end{bmatrix} + x_3 \begin{bmatrix} -2 \\ 5 \\ 1 \\ 0 \\ 0 \\ 0 \\ 0 \end{bmatrix} + x_4 \begin{bmatrix} 3 \\ -4 \\ 0 \\ 1 \\ 0 \\ 0 \\ 0 \end{bmatrix} + x_7 \begin{bmatrix} -9 \\ 8 \\ 0 \\ 0 \\ 0 \\ 0 \\ 1 \end{bmatrix} \\
 x_5 = 11 + 6x_7 &\Rightarrow \mathbf{x} = \begin{bmatrix} x_1 \\ x_2 \\ x_3 \\ x_4 \\ x_5 \\ x_6 \\ x_7 \end{bmatrix} = \begin{bmatrix} 15 \\ -10 \\ 0 \\ 0 \\ 11 \\ 0 \\ 0 \end{bmatrix} + x_3 \begin{bmatrix} -2 \\ 5 \\ 1 \\ 0 \\ 0 \\ 0 \\ 0 \end{bmatrix} + x_4 \begin{bmatrix} 3 \\ -4 \\ 0 \\ 1 \\ 0 \\ 0 \\ 0 \end{bmatrix} + x_7 \begin{bmatrix} -9 \\ 8 \\ 0 \\ 0 \\ 6 \\ 0 \\ 1 \end{bmatrix} \\
 x_6 = -21 - 7x_7 &\Rightarrow \mathbf{x} = \begin{bmatrix} x_1 \\ x_2 \\ x_3 \\ x_4 \\ x_5 \\ x_6 \\ x_7 \end{bmatrix} = \begin{bmatrix} 15 \\ -10 \\ 0 \\ 0 \\ 11 \\ -21 \\ 0 \end{bmatrix} + x_3 \begin{bmatrix} -2 \\ 5 \\ 1 \\ 0 \\ 0 \\ 0 \\ 0 \end{bmatrix} + x_4 \begin{bmatrix} 3 \\ -4 \\ 0 \\ 1 \\ 0 \\ 0 \\ 0 \end{bmatrix} + x_7 \begin{bmatrix} -9 \\ 8 \\ 0 \\ 0 \\ 6 \\ -7 \\ 1 \end{bmatrix}
 \end{aligned}$$

This final *form* of a typical solution is especially pleasing and useful. For example, we can build solutions quickly by choosing values for our free variables, and then compute a linear combination. For example

$$\begin{aligned}
 x_3 = 2, x_4 = -4, x_7 = 3 &\Rightarrow \\
 \mathbf{x} = \begin{bmatrix} x_1 \\ x_2 \\ x_3 \\ x_4 \\ x_5 \\ x_6 \\ x_7 \end{bmatrix} &= \begin{bmatrix} 15 \\ -10 \\ 0 \\ 0 \\ 11 \\ -21 \\ 0 \end{bmatrix} + (2) \begin{bmatrix} -2 \\ 5 \\ 1 \\ 0 \\ 0 \\ 0 \\ 0 \end{bmatrix} + (-4) \begin{bmatrix} 3 \\ -4 \\ 0 \\ 1 \\ 0 \\ 0 \\ 0 \end{bmatrix} + (3) \begin{bmatrix} -9 \\ 8 \\ 0 \\ 0 \\ 6 \\ -7 \\ 1 \end{bmatrix} = \begin{bmatrix} -28 \\ 40 \\ 2 \\ -4 \\ 29 \\ -42 \\ 3 \end{bmatrix}
 \end{aligned}$$

or perhaps,

$$\begin{aligned}
 x_3 = 5, x_4 = 2, x_7 = 1 &\Rightarrow \\
 \mathbf{x} = \begin{bmatrix} x_1 \\ x_2 \\ x_3 \\ x_4 \\ x_5 \\ x_6 \\ x_7 \end{bmatrix} &= \begin{bmatrix} 15 \\ -10 \\ 0 \\ 0 \\ 11 \\ -21 \\ 0 \end{bmatrix} + (5) \begin{bmatrix} -2 \\ 5 \\ 1 \\ 0 \\ 0 \\ 0 \\ 0 \end{bmatrix} + (2) \begin{bmatrix} 3 \\ -4 \\ 0 \\ 1 \\ 0 \\ 0 \\ 0 \end{bmatrix} + (1) \begin{bmatrix} -9 \\ 8 \\ 0 \\ 0 \\ 6 \\ -7 \\ 1 \end{bmatrix} = \begin{bmatrix} 2 \\ 15 \\ 5 \\ 2 \\ 17 \\ -28 \\ 1 \end{bmatrix}
 \end{aligned}$$

or even,

$$\begin{aligned}
 x_3 = 0, x_4 = 0, x_7 = 0 & \Rightarrow \\
 \mathbf{x} = \begin{bmatrix} x_1 \\ x_2 \\ x_3 \\ x_4 \\ x_5 \\ x_6 \\ x_7 \end{bmatrix} &= \begin{bmatrix} 15 \\ -10 \\ 0 \\ 0 \\ 11 \\ -21 \\ 0 \end{bmatrix} + (0) \begin{bmatrix} -2 \\ 5 \\ 1 \\ 0 \\ 0 \\ 0 \\ 0 \end{bmatrix} + (0) \begin{bmatrix} 3 \\ -4 \\ 0 \\ 1 \\ 0 \\ 0 \\ 0 \end{bmatrix} + (0) \begin{bmatrix} -9 \\ 8 \\ 0 \\ 0 \\ 6 \\ -7 \\ 1 \end{bmatrix} = \begin{bmatrix} 15 \\ -10 \\ 0 \\ 0 \\ 11 \\ -21 \\ 0 \end{bmatrix}
 \end{aligned}$$

So we can compactly express *all* of the solutions to this linear system with just 4 fixed vectors, provided we agree how to combine them in a linear combinations to create solution vectors.

Suppose you were told that the vector  $\mathbf{w}$  below was a solution to this system of equations. Could you turn the problem around and write  $\mathbf{w}$  as a linear combination of the four vectors  $\mathbf{c}$ ,  $\mathbf{u}_1$ ,  $\mathbf{u}_2$ ,  $\mathbf{u}_3$ ? (See Exercise LC.M11 [107].)

$$\mathbf{w} = \begin{bmatrix} 100 \\ -75 \\ 7 \\ 9 \\ -37 \\ 35 \\ -8 \end{bmatrix} \quad \mathbf{c} = \begin{bmatrix} 15 \\ -10 \\ 0 \\ 0 \\ 11 \\ -21 \\ 0 \end{bmatrix} \quad \mathbf{u}_1 = \begin{bmatrix} -2 \\ 5 \\ 1 \\ 0 \\ 0 \\ 0 \\ 0 \end{bmatrix} \quad \mathbf{u}_2 = \begin{bmatrix} 3 \\ -4 \\ 0 \\ 1 \\ 0 \\ 0 \\ 0 \end{bmatrix} \quad \mathbf{u}_3 = \begin{bmatrix} -9 \\ 8 \\ 0 \\ 0 \\ 6 \\ -7 \\ 1 \end{bmatrix}$$

⊠

Did you think a few weeks ago that you could so quickly and easily list *all* the solutions to a linear system of 5 equations in 7 variables?

We'll now formalize the last two (important) examples as a theorem.

### Theorem VFSL

#### Vector Form of Solutions to Linear Systems

Suppose that  $[A \mid \mathbf{b}]$  is the augmented matrix for a consistent linear system  $\mathcal{LS}(A, \mathbf{b})$  of  $m$  equations in  $n$  variables. Let  $B$  be a row-equivalent  $m \times (n+1)$  matrix in reduced row-echelon form. Suppose that  $B$  has  $r$  nonzero rows, columns without leading 1's with indices  $F = \{f_1, f_2, f_3, \dots, f_{n-r}, n+1\}$ , and columns with leading 1's (pivot columns) having indices  $D = \{d_1, d_2, d_3, \dots, d_r\}$ . Define vectors  $\mathbf{c}$ ,  $\mathbf{u}_j$ ,  $1 \leq j \leq n-r$  of size  $n$  by

$$[\mathbf{c}]_i = \begin{cases} 0 & \text{if } i \in F \\ [B]_{k,n+1} & \text{if } i \in D, i = d_k \end{cases}$$

$$[\mathbf{u}_j]_i = \begin{cases} 1 & \text{if } i \in F, i = f_j \\ 0 & \text{if } i \in F, i \neq f_j \\ -[B]_{k,f_j} & \text{if } i \in D, i = d_k \end{cases}$$

Then the set of solutions to the system of equations  $\mathcal{LS}(A, \mathbf{b})$  is

$$S = \{ \mathbf{c} + \alpha_1 \mathbf{u}_1 + \alpha_2 \mathbf{u}_2 + \alpha_3 \mathbf{u}_3 + \dots + \alpha_{n-r} \mathbf{u}_{n-r} \mid \alpha_1, \alpha_2, \alpha_3, \dots, \alpha_{n-r} \in \mathbb{C} \}$$

□

**Proof** First,  $\mathcal{LS}(A, \mathbf{b})$  is equivalent to the linear system of equations that has the matrix  $B$  as its augmented matrix (Theorem REMES [26]), so we need only show that  $S$  is the solution set for the system with  $B$  as its augmented matrix. The conclusion of this theorem is that the solution set is equal to the set  $S$ , so we will apply Definition SE [660].

We begin by showing that every element of  $S$  is indeed a solution to the system. Let  $\alpha_1, \alpha_2, \alpha_3, \dots, \alpha_{n-r}$  be one choice of the scalars used to describe elements of  $S$ . So an arbitrary element of  $S$ , which we will consider as a proposed solution is

$$\mathbf{x} = \mathbf{c} + \alpha_1 \mathbf{u}_1 + \alpha_2 \mathbf{u}_2 + \alpha_3 \mathbf{u}_3 + \cdots + \alpha_{n-r} \mathbf{u}_{n-r}$$

When  $r + 1 \leq \ell \leq m$ , row  $\ell$  of the matrix  $B$  is a zero row, so the equation represented by that row is always true, no matter which solution vector we propose. So concentrate on rows representing equations  $1 \leq \ell \leq r$ . We evaluate equation  $\ell$  of the system represented by  $B$  with the proposed solution vector  $\mathbf{x}$  and refer to the value of the left-hand side of the equation as  $\beta_\ell$ ,

$$\beta_\ell = [B]_{\ell 1} [\mathbf{x}]_1 + [B]_{\ell 2} [\mathbf{x}]_2 + [B]_{\ell 3} [\mathbf{x}]_3 + \cdots + [B]_{\ell n} [\mathbf{x}]_n$$

Since  $[B]_{\ell d_i} = 0$  for all  $1 \leq i \leq r$ , except that  $[B]_{\ell d_\ell} = 1$ , we see that  $\beta_\ell$  simplifies to

$$\beta_\ell = [\mathbf{x}]_{d_\ell} + [B]_{\ell f_1} [\mathbf{x}]_{f_1} + [B]_{\ell f_2} [\mathbf{x}]_{f_2} + [B]_{\ell f_3} [\mathbf{x}]_{f_3} + \cdots + [B]_{\ell f_{n-r}} [\mathbf{x}]_{f_{n-r}}$$

Notice that for  $1 \leq i \leq n - r$

$$\begin{aligned} [\mathbf{x}]_{f_i} &= [\mathbf{c}]_{f_i} + \alpha_1 [\mathbf{u}_1]_{f_i} + \alpha_2 [\mathbf{u}_2]_{f_i} + \alpha_3 [\mathbf{u}_3]_{f_i} + \cdots + \alpha_i [\mathbf{u}_i]_{f_i} + \cdots + \alpha_{n-r} [\mathbf{u}_{n-r}]_{f_i} \\ &= 0 + \alpha_1(0) + \alpha_2(0) + \alpha_3(0) + \cdots + \alpha_i(1) + \cdots + \alpha_{n-r}(0) \\ &= \alpha_i \end{aligned}$$

So  $\beta_\ell$  simplifies further, and we expand the first term

$$\begin{aligned} \beta_\ell &= [\mathbf{x}]_{d_\ell} + [B]_{\ell f_1} \alpha_1 + [B]_{\ell f_2} \alpha_2 + [B]_{\ell f_3} \alpha_3 + \cdots + [B]_{\ell f_{n-r}} \alpha_{n-r} \\ &= [\mathbf{c} + \alpha_1 \mathbf{u}_1 + \alpha_2 \mathbf{u}_2 + \alpha_3 \mathbf{u}_3 + \cdots + \alpha_{n-r} \mathbf{u}_{n-r}]_{d_\ell} + \\ &\quad [B]_{\ell f_1} \alpha_1 + [B]_{\ell f_2} \alpha_2 + [B]_{\ell f_3} \alpha_3 + \cdots + [B]_{\ell f_{n-r}} \alpha_{n-r} \\ &= [\mathbf{c}]_{d_\ell} + \alpha_1 [\mathbf{u}_1]_{d_\ell} + \alpha_2 [\mathbf{u}_2]_{d_\ell} + \alpha_3 [\mathbf{u}_3]_{d_\ell} + \cdots + \alpha_{n-r} [\mathbf{u}_{n-r}]_{d_\ell} + \\ &\quad [B]_{\ell f_1} \alpha_1 + [B]_{\ell f_2} \alpha_2 + [B]_{\ell f_3} \alpha_3 + \cdots + [B]_{\ell f_{n-r}} \alpha_{n-r} \\ &= [B]_{\ell, n+1} + \alpha_1 (-[B]_{\ell, f_1}) + \alpha_2 (-[B]_{\ell, f_2}) + \alpha_3 (-[B]_{\ell, f_3}) + \cdots + \alpha_{n-r} (-[B]_{\ell, f_{n-r}}) + \\ &\quad [B]_{\ell f_1} \alpha_1 + [B]_{\ell f_2} \alpha_2 + [B]_{\ell f_3} \alpha_3 + \cdots + [B]_{\ell f_{n-r}} \alpha_{n-r} \\ &= [B]_{\ell, n+1} \end{aligned}$$

So  $\beta_\ell$  began as the left-hand side of equation  $\ell$  of the system represented by  $B$  and we now know it equals  $[B]_{\ell, n+1}$ , the constant term for equation  $\ell$  of this system. So the arbitrarily chosen vector from  $S$  makes every equation of the system true, and therefore is a solution to the system. So all the elements of  $S$  are solutions to the system.

For the second half of the proof, assume that  $\mathbf{x}$  is a solution vector for the system having  $B$  as its augmented matrix. For convenience and clarity, denote the entries of  $\mathbf{x}$  by  $x_i$ , in other words,  $x_i = [\mathbf{x}]_i$ . We desire to show that this solution vector is also an element of the set  $S$ . Begin with the observation that a solution vector's entries makes equation  $\ell$  of the system true for all  $1 \leq \ell \leq m$ ,

$$[B]_{\ell, 1} x_1 + [B]_{\ell, 2} x_2 + [B]_{\ell, 3} x_3 + \cdots + [B]_{\ell, n} x_n = [B]_{\ell, n+1}$$

When  $\ell \leq r$ , the pivot columns of  $B$  have zero entries in row  $\ell$  with the exception of column  $d_\ell$ , which will contain a 1. So for  $1 \leq \ell \leq r$ , equation  $\ell$  simplifies to

$$1x_{d_\ell} + [B]_{\ell, f_1} x_{f_1} + [B]_{\ell, f_2} x_{f_2} + [B]_{\ell, f_3} x_{f_3} + \cdots + [B]_{\ell, f_{n-r}} x_{f_{n-r}} = [B]_{\ell, n+1}$$

This allows us to write,

$$\begin{aligned} [\mathbf{x}]_{d_\ell} &= x_{d_\ell} \\ &= [B]_{\ell, n+1} - [B]_{\ell, f_1} x_{f_1} - [B]_{\ell, f_2} x_{f_2} - [B]_{\ell, f_3} x_{f_3} - \cdots - [B]_{\ell, f_{n-r}} x_{f_{n-r}} \end{aligned}$$

$$\begin{aligned}
 &= [\mathbf{c}]_{d_\ell} + x_{f_1} [\mathbf{u}_1]_{d_\ell} + x_{f_2} [\mathbf{u}_2]_{d_\ell} + x_{f_3} [\mathbf{u}_3]_{d_\ell} + \cdots + x_{f_{n-r}} [\mathbf{u}_{n-r}]_{d_\ell} \\
 &= [\mathbf{c} + x_{f_1} \mathbf{u}_1 + x_{f_2} \mathbf{u}_2 + x_{f_3} \mathbf{u}_3 + \cdots + x_{f_{n-r}} \mathbf{u}_{n-r}]_{d_\ell}
 \end{aligned}$$

This tells us that the entries of the solution vector  $\mathbf{x}$  corresponding to dependent variables (indices in  $D$ ), are equal to those of a vector in the set  $S$ . We still need to check the other entries of the solution vector  $\mathbf{x}$  corresponding to the free variables (indices in  $F$ ) to see if they are equal to the entries of the same vector in the set  $S$ . To this end, suppose  $i \in F$  and  $i = f_j$ . Then

$$\begin{aligned}
 [\mathbf{x}]_i &= x_i = x_{f_j} \\
 &= 0 + 0x_{f_1} + 0x_{f_2} + 0x_{f_3} + \cdots + 0x_{f_{j-1}} + 1x_{f_j} + 0x_{f_{j+1}} + \cdots + 0x_{f_{n-r}} \\
 &= [\mathbf{c}]_i + x_{f_1} [\mathbf{u}_1]_i + x_{f_2} [\mathbf{u}_2]_i + x_{f_3} [\mathbf{u}_3]_i + \cdots + x_{f_j} [\mathbf{u}_j]_i + \cdots + x_{f_{n-r}} [\mathbf{u}_{n-r}]_i \\
 &= [\mathbf{c} + x_{f_1} \mathbf{u}_1 + x_{f_2} \mathbf{u}_2 + \cdots + x_{f_{n-r}} \mathbf{u}_{n-r}]_i
 \end{aligned}$$

So entries of  $\mathbf{x}$  and  $\mathbf{c} + x_{f_1} \mathbf{u}_1 + x_{f_2} \mathbf{u}_2 + \cdots + x_{f_{n-r}} \mathbf{u}_{n-r}$  are equal and therefore by Definition CVE [82] they are equal vectors. Since  $x_{f_1}, x_{f_2}, x_{f_3}, \dots, x_{f_{n-r}}$  are scalars, this shows us that  $\mathbf{x}$  qualifies for membership in  $S$ . So the set  $S$  contains all of the solutions to the system. ■

Note that both halves of the proof of Theorem VFSLS [97] indicate that  $\alpha_i = [\mathbf{x}]_{f_i}$ . In other words, the arbitrary scalars,  $\alpha_i$ , in the description of the set  $S$  actually have more meaning — they are the values of the free variables  $[\mathbf{x}]_{f_i}$ ,  $1 \leq i \leq n - r$ . So we will often exploit this observation in our descriptions of solution sets.

Theorem VFSLS [97] formalizes what happened in the three steps of Example VFSAD [92]. The theorem will be useful in proving other theorems, and it is useful since it tells us an exact procedure for simply describing an infinite solution set. We could program a computer to implement it, once we have the augmented matrix row-reduced and have checked that the system is consistent. By Knuth's definition, this completes our conversion of linear equation solving from art into science. Notice that it even applies (but is overkill) in the case of a unique solution. However, as a practical matter, I prefer the three-step process of Example VFSAD [92] when I need to describe an infinite solution set. So let's practice some more, but with a bigger example.

### Example VFSAI

#### Vector form of solutions for Archetype I

Archetype I [711] is a linear system of  $m = 4$  equations in  $n = 7$  variables. Row-reducing the augmented matrix yields

$$\left[ \begin{array}{ccccccc|c}
 \boxed{1} & 4 & 0 & 0 & 2 & 1 & -3 & 4 \\
 0 & 0 & \boxed{1} & 0 & 1 & -3 & 5 & 2 \\
 0 & 0 & 0 & \boxed{1} & 2 & -6 & 6 & 1 \\
 0 & 0 & 0 & 0 & 0 & 0 & 0 & 0
 \end{array} \right]$$

and we see  $r = 3$  nonzero rows. The columns with leading 1's are  $D = \{1, 3, 4\}$  so the  $r$  dependent variables are  $x_1, x_3, x_4$ . The columns without leading 1's are  $F = \{2, 5, 6, 7, 8\}$ , so the  $n - r = 4$  free variables are  $x_2, x_5, x_6, x_7$ .

Step 1. Write the vector of variables ( $\mathbf{x}$ ) as a fixed vector ( $\mathbf{c}$ ), plus a linear combination of  $n - r = 4$  vectors ( $\mathbf{u}_1, \mathbf{u}_2, \mathbf{u}_3, \mathbf{u}_4$ ), using the free variables as the scalars.

$$\mathbf{x} = \begin{bmatrix} x_1 \\ x_2 \\ x_3 \\ x_4 \\ x_5 \\ x_6 \\ x_7 \end{bmatrix} = \begin{bmatrix} \phantom{x_1} \\ \phantom{x_2} \\ \phantom{x_3} \\ \phantom{x_4} \\ \phantom{x_5} \\ \phantom{x_6} \\ \phantom{x_7} \end{bmatrix} + x_2 \begin{bmatrix} \phantom{x_1} \\ \phantom{x_2} \\ \phantom{x_3} \\ \phantom{x_4} \\ \phantom{x_5} \\ \phantom{x_6} \\ \phantom{x_7} \end{bmatrix} + x_5 \begin{bmatrix} \phantom{x_1} \\ \phantom{x_2} \\ \phantom{x_3} \\ \phantom{x_4} \\ \phantom{x_5} \\ \phantom{x_6} \\ \phantom{x_7} \end{bmatrix} + x_6 \begin{bmatrix} \phantom{x_1} \\ \phantom{x_2} \\ \phantom{x_3} \\ \phantom{x_4} \\ \phantom{x_5} \\ \phantom{x_6} \\ \phantom{x_7} \end{bmatrix} + x_7 \begin{bmatrix} \phantom{x_1} \\ \phantom{x_2} \\ \phantom{x_3} \\ \phantom{x_4} \\ \phantom{x_5} \\ \phantom{x_6} \\ \phantom{x_7} \end{bmatrix}$$

Step 2. For each free variable, use 0's and 1's to ensure equality for the corresponding entry of the the vectors. Take note of the pattern of 0's and 1's at this stage, because this is the best look you'll

have at it. We'll state an important theorem in the next section and the proof will essentially rely on this observation.

$$\mathbf{x} = \begin{bmatrix} x_1 \\ x_2 \\ x_3 \\ x_4 \\ x_5 \\ x_6 \\ x_7 \end{bmatrix} = \begin{bmatrix} 0 \\ 0 \\ 0 \\ 0 \\ 0 \end{bmatrix} + x_2 \begin{bmatrix} 1 \\ 0 \\ 0 \\ 0 \end{bmatrix} + x_5 \begin{bmatrix} 0 \\ 1 \\ 0 \\ 0 \end{bmatrix} + x_6 \begin{bmatrix} 0 \\ 0 \\ 1 \\ 1 \\ 0 \end{bmatrix} + x_7 \begin{bmatrix} 0 \\ 0 \\ 0 \\ 0 \\ 1 \end{bmatrix}$$

Step 3. For each dependent variable, use the augmented matrix to formulate an equation expressing the dependent variable as a constant plus multiples of the free variables. Convert this equation into entries of the vectors that ensure equality for each dependent variable, one at a time.

$$x_1 = 4 - 4x_2 - 2x_5 - 1x_6 + 3x_7 \Rightarrow$$

$$\mathbf{x} = \begin{bmatrix} x_1 \\ x_2 \\ x_3 \\ x_4 \\ x_5 \\ x_6 \\ x_7 \end{bmatrix} = \begin{bmatrix} 4 \\ 0 \\ 0 \\ 0 \\ 0 \\ 0 \\ 0 \end{bmatrix} + x_2 \begin{bmatrix} -4 \\ 1 \\ 0 \\ 0 \end{bmatrix} + x_5 \begin{bmatrix} -2 \\ 0 \\ 1 \\ 0 \end{bmatrix} + x_6 \begin{bmatrix} -1 \\ 0 \\ 0 \\ 1 \\ 0 \end{bmatrix} + x_7 \begin{bmatrix} 3 \\ 0 \\ 0 \\ 0 \\ 1 \end{bmatrix}$$

$$x_3 = 2 + 0x_2 - x_5 + 3x_6 - 5x_7 \Rightarrow$$

$$\mathbf{x} = \begin{bmatrix} x_1 \\ x_2 \\ x_3 \\ x_4 \\ x_5 \\ x_6 \\ x_7 \end{bmatrix} = \begin{bmatrix} 4 \\ 0 \\ 2 \\ 0 \\ 0 \\ 0 \\ 0 \end{bmatrix} + x_2 \begin{bmatrix} -4 \\ 1 \\ 0 \\ 0 \end{bmatrix} + x_5 \begin{bmatrix} -2 \\ 0 \\ 1 \\ 0 \end{bmatrix} + x_6 \begin{bmatrix} -1 \\ 0 \\ 3 \\ 0 \\ 1 \\ 0 \end{bmatrix} + x_7 \begin{bmatrix} 3 \\ 0 \\ -5 \\ 0 \\ 0 \\ 1 \end{bmatrix}$$

$$x_4 = 1 + 0x_2 - 2x_5 + 6x_6 - 6x_7 \Rightarrow$$

$$\mathbf{x} = \begin{bmatrix} x_1 \\ x_2 \\ x_3 \\ x_4 \\ x_5 \\ x_6 \\ x_7 \end{bmatrix} = \begin{bmatrix} 4 \\ 0 \\ 2 \\ 1 \\ 0 \\ 0 \\ 0 \end{bmatrix} + x_2 \begin{bmatrix} -4 \\ 1 \\ 0 \\ 0 \end{bmatrix} + x_5 \begin{bmatrix} -2 \\ 0 \\ 1 \\ -2 \\ 0 \end{bmatrix} + x_6 \begin{bmatrix} -1 \\ 0 \\ 3 \\ 6 \\ 0 \\ 1 \\ 0 \end{bmatrix} + x_7 \begin{bmatrix} 3 \\ 0 \\ -5 \\ -6 \\ 0 \\ 0 \\ 1 \end{bmatrix}$$

We can now use this final expression to quickly build solutions to the system. You might try to recreate each of the solutions listed in the write-up for Archetype I [711]. (Hint: look at the values of the free variables in each solution, and notice that the vector  $\mathbf{c}$  has 0's in these locations.)

Even better, we have a description of the infinite solution set, based on just 5 vectors, which we combine in linear combinations to produce solutions.

Whenever we discuss Archetype I [711] you know that's your cue to go work through Archetype J [715] by yourself. Remember to take note of the 0/1 pattern at the conclusion of Step 2. Have fun — we won't go anywhere while you're away.  $\square$

This technique is so important, that we'll do one more example. However, an important distinction will be that this system is homogeneous.



**Example VFSAL****Vector form of solutions for Archetype L**

Archetype L [724] is presented simply as the  $5 \times 5$  matrix

$$L = \begin{bmatrix} -2 & -1 & -2 & -4 & 4 \\ -6 & -5 & -4 & -4 & 6 \\ 10 & 7 & 7 & 10 & -13 \\ -7 & -5 & -6 & -9 & 10 \\ -4 & -3 & -4 & -6 & 6 \end{bmatrix}$$

We'll interpret it here as the coefficient matrix of a homogeneous system and reference this matrix as  $L$ . So we are solving the homogeneous system  $\mathcal{LS}(L, \mathbf{0})$  having  $m = 5$  equations in  $n = 5$  variables. If we built the augmented matrix, we would add a sixth column to  $L$  containing all zeros. As we did row operations, this sixth column would remain all zeros. So instead we will row-reduce the coefficient matrix, and mentally remember the missing sixth column of zeros. This row-reduced matrix is

$$\begin{bmatrix} \boxed{1} & 0 & 0 & 1 & -2 \\ 0 & \boxed{1} & 0 & -2 & 2 \\ 0 & 0 & \boxed{1} & 2 & -1 \\ 0 & 0 & 0 & 0 & 0 \\ 0 & 0 & 0 & 0 & 0 \end{bmatrix}$$

and we see  $r = 3$  nonzero rows. The columns with leading 1's are  $D = \{1, 2, 3\}$  so the  $r$  dependent variables are  $x_1, x_2, x_3$ . The columns without leading 1's are  $F = \{4, 5\}$ , so the  $n - r = 2$  free variables are  $x_4, x_5$ . Notice that if we had included the all-zero vector of constants to form the augmented matrix for the system, then the index 6 would have appeared in the set  $F$ , and subsequently would have been ignored when listing the free variables.

Step 1. Write the vector of variables ( $\mathbf{x}$ ) as a fixed vector ( $\mathbf{c}$ ), plus a linear combination of  $n - r = 2$  vectors ( $\mathbf{u}_1, \mathbf{u}_2$ ), using the free variables as the scalars.

$$\mathbf{x} = \begin{bmatrix} x_1 \\ x_2 \\ x_3 \\ x_4 \\ x_5 \end{bmatrix} = \begin{bmatrix} \phantom{0} \\ \phantom{0} \\ \phantom{0} \\ \phantom{0} \\ \phantom{0} \end{bmatrix} + x_4 \begin{bmatrix} \phantom{0} \\ \phantom{0} \\ \phantom{0} \\ 1 \\ 0 \end{bmatrix} + x_5 \begin{bmatrix} \phantom{0} \\ \phantom{0} \\ \phantom{0} \\ 0 \\ 1 \end{bmatrix}$$

Step 2. For each free variable, use 0's and 1's to ensure equality for the corresponding entry of the the vectors. Take note of the pattern of 0's and 1's at this stage, even if it is not as illuminating as in other examples.

$$\mathbf{x} = \begin{bmatrix} x_1 \\ x_2 \\ x_3 \\ x_4 \\ x_5 \end{bmatrix} = \begin{bmatrix} \phantom{0} \\ \phantom{0} \\ \phantom{0} \\ 0 \\ 0 \end{bmatrix} + x_4 \begin{bmatrix} \phantom{0} \\ \phantom{0} \\ \phantom{0} \\ 1 \\ 0 \end{bmatrix} + x_5 \begin{bmatrix} \phantom{0} \\ \phantom{0} \\ \phantom{0} \\ 0 \\ 1 \end{bmatrix}$$

Step 3. For each dependent variable, use the augmented matrix to formulate an equation expressing the dependent variable as a constant plus multiples of the free variables. Don't forget about the "missing" sixth column being full of zeros. Convert this equation into entries of the vectors that ensure equality for each dependent variable, one at a time.

$$x_1 = 0 - 1x_4 + 2x_5 \quad \Rightarrow \quad \mathbf{x} = \begin{bmatrix} x_1 \\ x_2 \\ x_3 \\ x_4 \\ x_5 \end{bmatrix} = \begin{bmatrix} 0 \\ \phantom{0} \\ \phantom{0} \\ 0 \\ 0 \end{bmatrix} + x_4 \begin{bmatrix} -1 \\ \phantom{0} \\ \phantom{0} \\ 1 \\ 0 \end{bmatrix} + x_5 \begin{bmatrix} 2 \\ \phantom{0} \\ \phantom{0} \\ 0 \\ 1 \end{bmatrix}$$

$$\begin{aligned}
 x_2 = 0 + 2x_4 - 2x_5 & \Rightarrow \mathbf{x} = \begin{bmatrix} x_1 \\ x_2 \\ x_3 \\ x_4 \\ x_5 \end{bmatrix} = \begin{bmatrix} 0 \\ 0 \\ 0 \\ 0 \\ 0 \end{bmatrix} + x_4 \begin{bmatrix} -1 \\ 2 \\ 1 \\ 1 \\ 0 \end{bmatrix} + x_5 \begin{bmatrix} 2 \\ -2 \\ 0 \\ 1 \\ 1 \end{bmatrix} \\
 x_3 = 0 - 2x_4 + 1x_5 & \Rightarrow \mathbf{x} = \begin{bmatrix} x_1 \\ x_2 \\ x_3 \\ x_4 \\ x_5 \end{bmatrix} = \begin{bmatrix} 0 \\ 0 \\ 0 \\ 0 \\ 0 \end{bmatrix} + x_4 \begin{bmatrix} -1 \\ 2 \\ -2 \\ 1 \\ 0 \end{bmatrix} + x_5 \begin{bmatrix} 2 \\ -2 \\ 1 \\ 0 \\ 1 \end{bmatrix}
 \end{aligned}$$

The vector  $\mathbf{c}$  will always have 0's in the entries corresponding to free variables. However, since we are solving a homogeneous system, the row-reduced augmented matrix has zeros in column  $n + 1 = 6$ , and hence *all* the entries of  $\mathbf{c}$  are zero. So we can write

$$\mathbf{x} = \begin{bmatrix} x_1 \\ x_2 \\ x_3 \\ x_4 \\ x_5 \end{bmatrix} = \mathbf{0} + x_4 \begin{bmatrix} -1 \\ 2 \\ -2 \\ 1 \\ 0 \end{bmatrix} + x_5 \begin{bmatrix} 2 \\ -2 \\ 1 \\ 0 \\ 1 \end{bmatrix} = x_4 \begin{bmatrix} -1 \\ 2 \\ -2 \\ 1 \\ 0 \end{bmatrix} + x_5 \begin{bmatrix} 2 \\ -2 \\ 1 \\ 0 \\ 1 \end{bmatrix}$$

It will always happen that the solutions to a homogeneous system has  $\mathbf{c} = \mathbf{0}$  (even in the case of a unique solution?). So our expression for the solutions is a bit more pleasing. In this example

it says that the solutions are *all possible* linear combinations of the two vectors  $\mathbf{u}_1 = \begin{bmatrix} -1 \\ 2 \\ -2 \\ 1 \\ 0 \end{bmatrix}$  and

$\mathbf{u}_2 = \begin{bmatrix} 2 \\ -2 \\ 1 \\ 0 \\ 1 \end{bmatrix}$ , with no mention of any fixed vector entering into the linear combination.

This observation will motivate our next section and the main definition of that section, and after that we will conclude the section by formalizing this situation.  $\square$

## Subsection PSHS Particular Solutions, Homogeneous Solutions

The next theorem tells us that in order to find all of the solutions to a linear system of equations, it is sufficient to find just one solution, and then find all of the solutions to the corresponding homogeneous system. This explains part of our interest in the null space, the set of all solutions to a homogeneous system.

### Theorem PSPHS Particular Solution Plus Homogeneous Solutions

Suppose that  $\mathbf{w}$  is one solution to the linear system of equations  $\mathcal{LS}(A, b)$ . Then  $\mathbf{y}$  is a solution to  $\mathcal{LS}(A, b)$  if and only if  $\mathbf{y} = \mathbf{w} + \mathbf{z}$  for some vector  $\mathbf{z} \in \mathcal{N}(A)$ .  $\square$

**Proof** Let  $\mathbf{A}_1, \mathbf{A}_2, \mathbf{A}_3, \dots, \mathbf{A}_n$  be the columns of the coefficient matrix  $A$ .

( $\Leftarrow$ ) Suppose  $\mathbf{y} = \mathbf{w} + \mathbf{z}$  and  $\mathbf{z} \in \mathcal{N}(A)$ . Then

$$\begin{aligned}
 \mathbf{b} &= [\mathbf{w}]_1 \mathbf{A}_1 + [\mathbf{w}]_2 \mathbf{A}_2 + [\mathbf{w}]_3 \mathbf{A}_3 + \cdots + [\mathbf{w}]_n \mathbf{A}_n && \text{Theorem SLSLC [91]} \\
 &= [\mathbf{w}]_1 \mathbf{A}_1 + [\mathbf{w}]_2 \mathbf{A}_2 + [\mathbf{w}]_3 \mathbf{A}_3 + \cdots + [\mathbf{w}]_n \mathbf{A}_n + \mathbf{0} && \text{Property ZC [84]}
 \end{aligned}$$

$$\begin{aligned}
 &= [\mathbf{w}]_1 \mathbf{A}_1 + [\mathbf{w}]_2 \mathbf{A}_2 + [\mathbf{w}]_3 \mathbf{A}_3 + \cdots + [\mathbf{w}]_n \mathbf{A}_n && \text{Theorem SLSLC [91]} \\
 &\quad + [\mathbf{z}]_1 \mathbf{A}_1 + [\mathbf{z}]_2 \mathbf{A}_2 + [\mathbf{z}]_3 \mathbf{A}_3 + \cdots + [\mathbf{z}]_n \mathbf{A}_n \\
 &= ([\mathbf{w}]_1 + [\mathbf{z}]_1) \mathbf{A}_1 + ([\mathbf{w}]_2 + [\mathbf{z}]_2) \mathbf{A}_2 + \cdots + ([\mathbf{w}]_n + [\mathbf{z}]_n) \mathbf{A}_n && \text{Theorem VSPCV [84]} \\
 &= [\mathbf{w} + \mathbf{z}]_1 \mathbf{A}_1 + [\mathbf{w} + \mathbf{z}]_2 \mathbf{A}_2 + [\mathbf{w} + \mathbf{z}]_3 \mathbf{A}_3 + \cdots + [\mathbf{w} + \mathbf{z}]_n \mathbf{A}_n && \text{Definition CVA [82]} \\
 &= [\mathbf{y}]_1 \mathbf{A}_1 + [\mathbf{y}]_2 \mathbf{A}_2 + [\mathbf{y}]_3 \mathbf{A}_3 + \cdots + [\mathbf{y}]_n \mathbf{A}_n && \text{Definition of } \mathbf{y}
 \end{aligned}$$

Applying Theorem SLSLC [91] we see that the vector  $\mathbf{y}$  is a solution to  $\mathcal{LS}(A, \mathbf{b})$ .

( $\Rightarrow$ ) Suppose  $\mathbf{y}$  is a solution to  $\mathcal{LS}(A, b)$ . Then

$$\begin{aligned}
 \mathbf{0} &= \mathbf{b} - \mathbf{b} \\
 &= [\mathbf{y}]_1 \mathbf{A}_1 + [\mathbf{y}]_2 \mathbf{A}_2 + [\mathbf{y}]_3 \mathbf{A}_3 + \cdots + [\mathbf{y}]_n \mathbf{A}_n && \text{Theorem SLSLC [91]} \\
 &\quad - ([\mathbf{w}]_1 \mathbf{A}_1 + [\mathbf{w}]_2 \mathbf{A}_2 + [\mathbf{w}]_3 \mathbf{A}_3 + \cdots + [\mathbf{w}]_n \mathbf{A}_n) \\
 &= ([\mathbf{y}]_1 - [\mathbf{w}]_1) \mathbf{A}_1 + ([\mathbf{y}]_2 - [\mathbf{w}]_2) \mathbf{A}_2 + \cdots + ([\mathbf{y}]_n - [\mathbf{w}]_n) \mathbf{A}_n && \text{Theorem VSPCV [84]} \\
 &= [\mathbf{y} - \mathbf{w}]_1 \mathbf{A}_1 + [\mathbf{y} - \mathbf{w}]_2 \mathbf{A}_2 + [\mathbf{y} - \mathbf{w}]_3 \mathbf{A}_3 + \cdots + [\mathbf{y} - \mathbf{w}]_n \mathbf{A}_n && \text{Definition CVA [82]}
 \end{aligned}$$

By Theorem SLSLC [91] we see that the vector  $\mathbf{y} - \mathbf{w}$  is a solution to the homogeneous system  $\mathcal{LS}(A, \mathbf{0})$  and by Definition NSM [62],  $\mathbf{y} - \mathbf{w} \in \mathcal{N}(A)$ . In other words,  $\mathbf{y} - \mathbf{w} = \mathbf{z}$  for some vector  $\mathbf{z} \in \mathcal{N}(A)$ . Rewritten, this is  $\mathbf{y} = \mathbf{w} + \mathbf{z}$ , as desired.  $\blacksquare$

After proving Theorem NMUS [72] we commented (insufficiently) on the negation of one half of the theorem. Nonsingular coefficient matrices lead to unique solutions for every choice of the vector of constants. What does this say about singular matrices? A singular matrix  $A$  has a nontrivial null space (Theorem NMTNS [72]). For a given vector of constants,  $\mathbf{b}$ , the system  $\mathcal{LS}(A, \mathbf{b})$  could be inconsistent, meaning there are no solutions. But if there is at least one solution ( $\mathbf{w}$ ), then Theorem PSPHS [102] tells us there will be infinitely many solutions because of the role of the infinite null space for a singular matrix. So a system of equations with a singular coefficient matrix *never* has a unique solution. Either there are no solutions, or infinitely many solutions, depending on the choice of the vector of constants ( $\mathbf{b}$ ).

### Example PSHS

#### Particular solutions, homogeneous solutions, Archetype D

Archetype D [691] is a consistent system of equations with a nontrivial null space. Let  $A$  denote the coefficient matrix of this system. The write-up for this system begins with three solutions,

$$\mathbf{y}_1 = \begin{bmatrix} 0 \\ 1 \\ 2 \\ 1 \end{bmatrix} \qquad \mathbf{y}_2 = \begin{bmatrix} 4 \\ 0 \\ 0 \\ 0 \end{bmatrix} \qquad \mathbf{y}_3 = \begin{bmatrix} 7 \\ 8 \\ 1 \\ 3 \end{bmatrix}$$

We will choose to have  $\mathbf{y}_1$  play the role of  $\mathbf{w}$  in the statement of Theorem PSPHS [102], any one of the three vectors listed here (or others) could have been chosen. To illustrate the theorem, we should be able to write each of these three solutions as the vector  $\mathbf{w}$  plus a solution to the corresponding homogeneous system of equations. Since  $\mathbf{0}$  is always a solution to a homogeneous system we can easily write

$$\mathbf{y}_1 = \mathbf{w} = \mathbf{w} + \mathbf{0}.$$

The vectors  $\mathbf{y}_2$  and  $\mathbf{y}_3$  will require a bit more effort. Solutions to the homogeneous system  $\mathcal{LS}(A, \mathbf{0})$  are exactly the elements of the null space of the coefficient matrix, which by an application of Theorem VFSL [97] is

$$\mathcal{N}(A) = \left\{ x_3 \begin{bmatrix} -3 \\ -1 \\ 1 \\ 0 \end{bmatrix} + x_4 \begin{bmatrix} 2 \\ 3 \\ 0 \\ 1 \end{bmatrix} \mid x_3, x_4 \in \mathbb{C} \right\}$$

Then

$$\mathbf{y}_2 = \begin{bmatrix} 4 \\ 0 \\ 0 \\ 0 \end{bmatrix} = \begin{bmatrix} 0 \\ 1 \\ 2 \\ 1 \end{bmatrix} + \begin{bmatrix} 4 \\ -1 \\ -2 \\ -1 \end{bmatrix} = \begin{bmatrix} 0 \\ 1 \\ 2 \\ 1 \end{bmatrix} + \left( (-2) \begin{bmatrix} -3 \\ -1 \\ 1 \\ 0 \end{bmatrix} + (-1) \begin{bmatrix} 2 \\ 3 \\ 0 \\ 1 \end{bmatrix} \right) = \mathbf{w} + \mathbf{z}_2$$

where

$$\mathbf{z}_2 = \begin{bmatrix} 4 \\ -1 \\ -2 \\ -1 \end{bmatrix} = (-2) \begin{bmatrix} -3 \\ -1 \\ 1 \\ 0 \end{bmatrix} + (-1) \begin{bmatrix} 2 \\ 3 \\ 0 \\ 1 \end{bmatrix}$$

is obviously a solution of the homogeneous system since it is written as a linear combination of the vectors describing the null space of the coefficient matrix (or as a check, you could just evaluate the equations in the homogeneous system with  $\mathbf{z}_2$ ).

Again

$$\mathbf{y}_3 = \begin{bmatrix} 7 \\ 8 \\ 1 \\ 3 \end{bmatrix} = \begin{bmatrix} 0 \\ 1 \\ 2 \\ 1 \end{bmatrix} + \begin{bmatrix} 7 \\ 7 \\ -1 \\ 2 \end{bmatrix} = \begin{bmatrix} 0 \\ 1 \\ 2 \\ 1 \end{bmatrix} + \left( (-1) \begin{bmatrix} -3 \\ -1 \\ 1 \\ 0 \end{bmatrix} + 2 \begin{bmatrix} 2 \\ 3 \\ 0 \\ 1 \end{bmatrix} \right) = \mathbf{w} + \mathbf{z}_3$$

where

$$\mathbf{z}_3 = \begin{bmatrix} 7 \\ 7 \\ -1 \\ 2 \end{bmatrix} = (-1) \begin{bmatrix} -3 \\ -1 \\ 1 \\ 0 \end{bmatrix} + 2 \begin{bmatrix} 2 \\ 3 \\ 0 \\ 1 \end{bmatrix}$$

is obviously a solution of the homogeneous system since it is written as a linear combination of the vectors describing the null space of the coefficient matrix (or as a check, you could just evaluate the equations in the homogeneous system with  $\mathbf{z}_3$ ).

Here's another view of this theorem, in the context of this example. Grab two new solutions of the original system of equations, say

$$\mathbf{y}_4 = \begin{bmatrix} 11 \\ 0 \\ -3 \\ -1 \end{bmatrix} \qquad \mathbf{y}_5 = \begin{bmatrix} -4 \\ 2 \\ 4 \\ 2 \end{bmatrix}$$

and form their difference,

$$\mathbf{u} = \begin{bmatrix} 11 \\ 0 \\ -3 \\ -1 \end{bmatrix} - \begin{bmatrix} -4 \\ 2 \\ 4 \\ 2 \end{bmatrix} = \begin{bmatrix} 15 \\ -2 \\ -7 \\ -3 \end{bmatrix}.$$

It is no accident that  $\mathbf{u}$  is a solution to the homogeneous system (check this!). In other words, the difference between any two solutions to a linear system of equations is an element of the null space of the coefficient matrix. This is an equivalent way to state Theorem PSPHS [102]. (See Exercise MM.T50 [202]).  $\square$

The ideas of this subsection will be appear again in Chapter LT [437] when we discuss pre-images of linear transformations (Definition PI [449]).

## Subsection READ Reading Questions

1. Earlier, a reading question asked you to solve the system of equations

$$2x_1 + 3x_2 - x_3 = 0$$

$$x_1 + 2x_2 + x_3 = 3$$

$$x_1 + 3x_2 + 3x_3 = 7$$

Use a linear combination to rewrite this system of equations as a vector equality.

2. Find a linear combination of the vectors

$$S = \left\{ \begin{bmatrix} 1 \\ 3 \\ -1 \end{bmatrix}, \begin{bmatrix} 2 \\ 0 \\ 4 \end{bmatrix}, \begin{bmatrix} -1 \\ 3 \\ -5 \end{bmatrix} \right\}$$

that equals the vector  $\begin{bmatrix} 1 \\ -9 \\ 11 \end{bmatrix}$ .

3. The matrix below is the augmented matrix of a system of equations, row-reduced to reduced row-echelon form. Write the vector form of the solutions to the system.

$$\begin{bmatrix} \boxed{1} & 3 & 0 & 6 & 0 & 9 \\ 0 & 0 & \boxed{1} & -2 & 0 & -8 \\ 0 & 0 & 0 & 0 & \boxed{1} & 3 \end{bmatrix}$$

## Subsection EXC

### Exercises

---

**C21** Consider each archetype that is a system of equations. For individual solutions listed (both for the original system and the corresponding homogeneous system) express the vector of constants as a linear combination of the columns of the coefficient matrix, as guaranteed by Theorem SLSLC [91]. Verify this equality by computing the linear combination. For systems with no solutions, recognize that it is then impossible to write the vector of constants as a linear combination of the columns of the coefficient matrix. Note too, for homogeneous systems, that the solutions give rise to linear combinations that equal the zero vector.

Archetype A [678]

Archetype B [682]

Archetype C [687]

Archetype D [691]

Archetype E [695]

Archetype F [698]

Archetype G [703]

Archetype H [707]

Archetype I [711]

Archetype J [715]

Contributed by Robert Beezer Solution [108]

**C22** Consider each archetype that is a system of equations. Write elements of the solution set in vector form, as guaranteed by Theorem VFSL [97].

Archetype A [678]

Archetype B [682]

Archetype C [687]

Archetype D [691]

Archetype E [695]

Archetype F [698]

Archetype G [703]

Archetype H [707]

Archetype I [711]

Archetype J [715]

Contributed by Robert Beezer Solution [108]

**C40** Find the vector form of the solutions to the system of equations below.

$$\begin{aligned} 2x_1 - 4x_2 + 3x_3 + x_5 &= 6 \\ x_1 - 2x_2 - 2x_3 + 14x_4 - 4x_5 &= 15 \\ x_1 - 2x_2 + x_3 + 2x_4 + x_5 &= -1 \\ -2x_1 + 4x_2 - 12x_4 + x_5 &= -7 \end{aligned}$$

Contributed by Robert Beezer Solution [108]

**C41** Find the vector form of the solutions to the system of equations below.

$$\begin{aligned} -2x_1 - 1x_2 - 8x_3 + 8x_4 + 4x_5 - 9x_6 - 1x_7 - 1x_8 - 18x_9 &= 3 \\ 3x_1 - 2x_2 + 5x_3 + 2x_4 - 2x_5 - 5x_6 + 1x_7 + 2x_8 + 15x_9 &= 10 \\ 4x_1 - 2x_2 + 8x_3 + 2x_5 - 14x_6 - 2x_8 + 2x_9 &= 36 \\ -1x_1 + 2x_2 + 1x_3 - 6x_4 + 7x_6 - 1x_7 - 3x_9 &= -8 \end{aligned}$$

$$\begin{aligned} 3x_1 + 2x_2 + 13x_3 - 14x_4 - 1x_5 + 5x_6 - 1x_8 + 12x_9 &= 15 \\ -2x_1 + 2x_2 - 2x_3 - 4x_4 + 1x_5 + 6x_6 - 2x_7 - 2x_8 - 15x_9 &= -7 \end{aligned}$$

Contributed by Robert Beezer Solution [108]

**M10** Example TLC [88] asks if the vector

$$\mathbf{w} = \begin{bmatrix} 13 \\ 15 \\ 5 \\ -17 \\ 2 \\ 25 \end{bmatrix}$$

can be written as a linear combination of the four vectors

$$\mathbf{u}_1 = \begin{bmatrix} 2 \\ 4 \\ -3 \\ 1 \\ 2 \\ 9 \end{bmatrix} \quad \mathbf{u}_2 = \begin{bmatrix} 6 \\ 3 \\ 0 \\ -2 \\ 1 \\ 4 \end{bmatrix} \quad \mathbf{u}_3 = \begin{bmatrix} -5 \\ 2 \\ 1 \\ 1 \\ -3 \\ 0 \end{bmatrix} \quad \mathbf{u}_4 = \begin{bmatrix} 3 \\ 2 \\ -5 \\ 7 \\ 1 \\ 3 \end{bmatrix}$$

Can it? Can any vector in  $\mathbb{C}^6$  be written as a linear combination of the four vectors  $\mathbf{u}_1, \mathbf{u}_2, \mathbf{u}_3, \mathbf{u}_4$ ?

Contributed by Robert Beezer Solution [109]

**M11** At the end of Example VFS [94], the vector  $\mathbf{w}$  is claimed to be a solution to the linear system under discussion. Verify that  $\mathbf{w}$  really is a solution. Then determine the four scalars that express  $\mathbf{w}$  as a linear combination of  $\mathbf{c}, \mathbf{u}_1, \mathbf{u}_2, \mathbf{u}_3$ .

Contributed by Robert Beezer Solution [109]

## Subsection SOL Solutions

**C21** Contributed by Robert Beezer Statement [106]

Solutions for Archetype A [678] and Archetype B [682] are described carefully in Example AALC [90] and Example ABLC [89].

**C22** Contributed by Robert Beezer Statement [106]

Solutions for Archetype D [691] and Archetype I [711] are described carefully in Example VFSAD [92] and Example VFSAI [99]. The technique described in these examples is probably more useful than carefully deciphering the notation of Theorem VFSLs [97]. The solution for each archetype is contained in its description. So now you can check-off the box for that item.

**C40** Contributed by Robert Beezer Statement [106]

Row-reduce the augmented matrix representing this system, to find

$$\left[ \begin{array}{cccccc} \boxed{1} & -2 & 0 & 6 & 0 & 1 \\ 0 & 0 & \boxed{1} & -4 & 0 & 3 \\ 0 & 0 & 0 & 0 & \boxed{1} & -5 \\ 0 & 0 & 0 & 0 & 0 & 0 \end{array} \right]$$

The system is consistent (no leading one in column 6, Theorem RCLS [51]).  $x_2$  and  $x_4$  are the free variables. Now apply Theorem VFSLs [97] directly, or follow the three-step process of Example VFS [94], Example VFSAD [92], Example VFSAI [99], or Example VFSAL [101] to obtain

$$\begin{bmatrix} x_1 \\ x_2 \\ x_3 \\ x_4 \\ x_5 \end{bmatrix} = \begin{bmatrix} 1 \\ 0 \\ 3 \\ 0 \\ -5 \end{bmatrix} + x_2 \begin{bmatrix} 2 \\ 1 \\ 0 \\ 0 \\ 0 \end{bmatrix} + x_4 \begin{bmatrix} -6 \\ 0 \\ 4 \\ 1 \\ 0 \end{bmatrix}$$

**C41** Contributed by Robert Beezer Statement [106]

Row-reduce the augmented matrix representing this system, to find

$$\left[ \begin{array}{cccccccccc} \boxed{1} & 0 & 3 & -2 & 0 & -1 & 0 & 0 & 3 & 6 \\ 0 & \boxed{1} & 2 & -4 & 0 & 3 & 0 & 0 & 2 & -1 \\ 0 & 0 & 0 & 0 & \boxed{1} & -2 & 0 & 0 & -1 & 3 \\ 0 & 0 & 0 & 0 & 0 & 0 & \boxed{1} & 0 & 4 & 0 \\ 0 & 0 & 0 & 0 & 0 & 0 & 0 & \boxed{1} & 2 & -2 \\ 0 & 0 & 0 & 0 & 0 & 0 & 0 & 0 & 0 & 0 \end{array} \right]$$

The system is consistent (no leading one in column 10, Theorem RCLS [51]).  $F = \{3, 4, 6, 9, 10\}$ , so the free variables are  $x_3, x_4, x_6$  and  $x_9$ . Now apply Theorem VFSLs [97] directly, or follow the three-step process of Example VFS [94], Example VFSAD [92], Example VFSAI [99], or Example VFSAL [101] to obtain the solution set

$$S = \left\{ \begin{bmatrix} 6 \\ -1 \\ 0 \\ 0 \\ 3 \\ 0 \\ 0 \\ -2 \\ 0 \end{bmatrix} + x_3 \begin{bmatrix} -3 \\ -2 \\ 1 \\ 0 \\ 0 \\ 0 \\ 0 \\ 0 \\ 0 \end{bmatrix} + x_4 \begin{bmatrix} 2 \\ 4 \\ 0 \\ 1 \\ 0 \\ 0 \\ 0 \\ 0 \\ 0 \end{bmatrix} + x_6 \begin{bmatrix} 1 \\ -3 \\ 0 \\ 0 \\ 2 \\ 1 \\ 0 \\ 0 \\ 0 \end{bmatrix} + x_9 \begin{bmatrix} -3 \\ -2 \\ 0 \\ 0 \\ 1 \\ 0 \\ -4 \\ -2 \\ 1 \end{bmatrix} \mid x_3, x_4, x_6, x_9 \in \mathbb{C} \right\}$$



**M10** Contributed by Robert Beezer Statement [107]

No, it is not possible to create  $\mathbf{w}$  as a linear combination of the four vectors  $\mathbf{u}_1, \mathbf{u}_2, \mathbf{u}_3, \mathbf{u}_4$ . By creating the desired linear combination with unknowns as scalars, Theorem SLSLC [91] provides a system of equations that has no solution. This one computation is enough to show us that it is not possible to create all the vectors of  $\mathbb{C}^6$  through linear combinations of the four vectors  $\mathbf{u}_1, \mathbf{u}_2, \mathbf{u}_3, \mathbf{u}_4$ .

**M11** Contributed by Robert Beezer Statement [107]

The coefficient of  $\mathbf{c}$  is 1. The coefficients of  $\mathbf{u}_1, \mathbf{u}_2, \mathbf{u}_3$  lie in the third, fourth and seventh entries of  $\mathbf{w}$ . Can you see why? (Hint:  $F = \{3, 4, 7, 8\}$ , so the free variables are  $x_3, x_4$  and  $x_7$ .)

## Section SS

### Spanning Sets

In this section we will describe a compact way to indicate the elements of an infinite set of vectors, making use of linear combinations. This will give us a convenient way to describe the elements of a set of solutions to a linear system, or the elements of the null space of a matrix, or many other sets of vectors.

#### Subsection SSV

#### Span of a Set of Vectors

In Example VFSAL [101] we saw the solution set of a homogeneous system described as all possible linear combinations of two particular vectors. This happens to be a useful way to construct or describe infinite sets of vectors, so we encapsulate this idea in a definition.

#### Definition SSCV

#### Span of a Set of Column Vectors

Given a set of vectors  $S = \{\mathbf{u}_1, \mathbf{u}_2, \mathbf{u}_3, \dots, \mathbf{u}_p\}$ , their **span**,  $\langle S \rangle$ , is the set of all possible linear combinations of  $\mathbf{u}_1, \mathbf{u}_2, \mathbf{u}_3, \dots, \mathbf{u}_p$ . Symbolically,

$$\begin{aligned}\langle S \rangle &= \{\alpha_1 \mathbf{u}_1 + \alpha_2 \mathbf{u}_2 + \alpha_3 \mathbf{u}_3 + \cdots + \alpha_p \mathbf{u}_p \mid \alpha_i \in \mathbb{C}, 1 \leq i \leq p\} \\ &= \left\{ \sum_{i=1}^p \alpha_i \mathbf{u}_i \mid \alpha_i \in \mathbb{C}, 1 \leq i \leq p \right\}\end{aligned}$$

(This definition contains Notation SSV.)

△

The span is just a set of vectors, though in all but one situation it is an infinite set. (Just when is it not infinite?) So we start with a finite collection of vectors  $S$  ( $p$  of them to be precise), and use this finite set to describe an infinite set of vectors,  $\langle S \rangle$ . Confusing the *finite* set  $S$  with the *infinite* set  $\langle S \rangle$  is one of the most pervasive problems in understanding introductory linear algebra. We will see this construction repeatedly, so let's work through some examples to get comfortable with it. The most obvious question about a set is if a particular item of the correct type is in the set, or not.

#### Example ABS

#### A basic span

Consider the set of 5 vectors,  $S$ , from  $\mathbb{C}^4$

$$S = \left\{ \begin{bmatrix} 1 \\ 1 \\ 3 \\ 1 \end{bmatrix}, \begin{bmatrix} 2 \\ 1 \\ 2 \\ -1 \end{bmatrix}, \begin{bmatrix} 7 \\ 3 \\ 5 \\ -5 \end{bmatrix}, \begin{bmatrix} 1 \\ 1 \\ -1 \\ 2 \end{bmatrix}, \begin{bmatrix} -1 \\ 0 \\ 9 \\ 0 \end{bmatrix} \right\}$$

and consider the infinite set of vectors  $\langle S \rangle$  formed from all possible linear combinations of the elements of  $S$ . Here are four vectors we definitely know are elements of  $\langle S \rangle$ , since we will construct them in accordance with Definition SSCV [110],

$$\mathbf{w} = (2) \begin{bmatrix} 1 \\ 1 \\ 3 \\ 1 \end{bmatrix} + (1) \begin{bmatrix} 2 \\ 1 \\ 2 \\ -1 \end{bmatrix} + (-1) \begin{bmatrix} 7 \\ 3 \\ 5 \\ -5 \end{bmatrix} + (2) \begin{bmatrix} 1 \\ 1 \\ -1 \\ 2 \end{bmatrix} + (3) \begin{bmatrix} -1 \\ 0 \\ 9 \\ 0 \end{bmatrix} = \begin{bmatrix} -4 \\ 2 \\ 28 \\ 10 \end{bmatrix}$$

$$\mathbf{x} = (5) \begin{bmatrix} 1 \\ 1 \\ 3 \\ 1 \end{bmatrix} + (-6) \begin{bmatrix} 2 \\ 1 \\ 2 \\ -1 \end{bmatrix} + (-3) \begin{bmatrix} 7 \\ 3 \\ 5 \\ -5 \end{bmatrix} + (4) \begin{bmatrix} 1 \\ 1 \\ -1 \\ 2 \end{bmatrix} + (2) \begin{bmatrix} -1 \\ 0 \\ 9 \\ 0 \end{bmatrix} = \begin{bmatrix} -26 \\ -6 \\ 2 \\ 34 \end{bmatrix}$$

$$\mathbf{y} = (1) \begin{bmatrix} 1 \\ 1 \\ 3 \\ 1 \end{bmatrix} + (0) \begin{bmatrix} 2 \\ 1 \\ 2 \\ -1 \end{bmatrix} + (1) \begin{bmatrix} 7 \\ 3 \\ 5 \\ -5 \end{bmatrix} + (0) \begin{bmatrix} 1 \\ 1 \\ -1 \\ 2 \end{bmatrix} + (1) \begin{bmatrix} -1 \\ 0 \\ 9 \\ 0 \end{bmatrix} = \begin{bmatrix} 7 \\ 4 \\ 17 \\ -4 \end{bmatrix}$$

$$\mathbf{z} = (0) \begin{bmatrix} 1 \\ 1 \\ 3 \\ 1 \end{bmatrix} + (0) \begin{bmatrix} 2 \\ 1 \\ 2 \\ -1 \end{bmatrix} + (0) \begin{bmatrix} 7 \\ 3 \\ 5 \\ -5 \end{bmatrix} + (0) \begin{bmatrix} 1 \\ 1 \\ -1 \\ 2 \end{bmatrix} + (0) \begin{bmatrix} -1 \\ 0 \\ 9 \\ 0 \end{bmatrix} = \begin{bmatrix} 0 \\ 0 \\ 0 \\ 0 \end{bmatrix}$$

The purpose of a set is to collect objects with some common property, and to exclude objects without that property. So the most fundamental question about a set is if a given object is an element of the set or not. Let's learn more about  $\langle S \rangle$  by investigating which vectors are elements of the set, and which are not.

First, is  $\mathbf{u} = \begin{bmatrix} -15 \\ -6 \\ 19 \\ 5 \end{bmatrix}$  an element of  $\langle S \rangle$ ? We are asking if there are scalars  $\alpha_1, \alpha_2, \alpha_3, \alpha_4, \alpha_5$

such that

$$\alpha_1 \begin{bmatrix} 1 \\ 1 \\ 3 \\ 1 \end{bmatrix} + \alpha_2 \begin{bmatrix} 2 \\ 1 \\ 2 \\ -1 \end{bmatrix} + \alpha_3 \begin{bmatrix} 7 \\ 3 \\ 5 \\ -5 \end{bmatrix} + \alpha_4 \begin{bmatrix} 1 \\ 1 \\ -1 \\ 2 \end{bmatrix} + \alpha_5 \begin{bmatrix} -1 \\ 0 \\ 9 \\ 0 \end{bmatrix} = \mathbf{u} = \begin{bmatrix} -15 \\ -6 \\ 19 \\ 5 \end{bmatrix}$$

Applying Theorem SLSLC [91] we recognize the search for these scalars as a solution to a linear system of equations with augmented matrix

$$\begin{bmatrix} 1 & 2 & 7 & 1 & -1 & -15 \\ 1 & 1 & 3 & 1 & 0 & -6 \\ 3 & 2 & 5 & -1 & 9 & 19 \\ 1 & -1 & -5 & 2 & 0 & 5 \end{bmatrix}$$

which row-reduces to

$$\begin{bmatrix} \boxed{1} & 0 & -1 & 0 & 3 & 10 \\ 0 & \boxed{1} & 4 & 0 & -1 & -9 \\ 0 & 0 & 0 & \boxed{1} & -2 & -7 \\ 0 & 0 & 0 & 0 & 0 & 0 \end{bmatrix}$$

At this point, we see that the system is consistent (Theorem RCLS [51]), so we know there *is* a solution for the five scalars  $\alpha_1, \alpha_2, \alpha_3, \alpha_4, \alpha_5$ . This is enough evidence for us to say that  $\mathbf{u} \in \langle S \rangle$ . If we wished further evidence, we could compute an actual solution, say

$$\alpha_1 = 2 \qquad \alpha_2 = 1 \qquad \alpha_3 = -2 \qquad \alpha_4 = -3 \qquad \alpha_5 = 2$$

This particular solution allows us to write

$$(2) \begin{bmatrix} 1 \\ 1 \\ 3 \\ 1 \end{bmatrix} + (1) \begin{bmatrix} 2 \\ 1 \\ 2 \\ -1 \end{bmatrix} + (-2) \begin{bmatrix} 7 \\ 3 \\ 5 \\ -5 \end{bmatrix} + (-3) \begin{bmatrix} 1 \\ 1 \\ -1 \\ 2 \end{bmatrix} + (2) \begin{bmatrix} -1 \\ 0 \\ 9 \\ 0 \end{bmatrix} = \mathbf{u} = \begin{bmatrix} -15 \\ -6 \\ 19 \\ 5 \end{bmatrix}$$

making it even more obvious that  $\mathbf{u} \in \langle S \rangle$ .

Lets do it again. Is  $\mathbf{v} = \begin{bmatrix} 3 \\ 1 \\ 2 \\ -1 \end{bmatrix}$  an element of  $\langle S \rangle$ ? We are asking if there are scalars  $\alpha_1, \alpha_2, \alpha_3, \alpha_4, \alpha_5$  such that

$$\alpha_1 \begin{bmatrix} 1 \\ 1 \\ 3 \\ 1 \end{bmatrix} + \alpha_2 \begin{bmatrix} 2 \\ 1 \\ 2 \\ -1 \end{bmatrix} + \alpha_3 \begin{bmatrix} 7 \\ 3 \\ 5 \\ -5 \end{bmatrix} + \alpha_4 \begin{bmatrix} 1 \\ 1 \\ -1 \\ 2 \end{bmatrix} + \alpha_5 \begin{bmatrix} -1 \\ 0 \\ 9 \\ 0 \end{bmatrix} = \mathbf{v} = \begin{bmatrix} 3 \\ 1 \\ 2 \\ -1 \end{bmatrix}$$

Applying Theorem SLSLC [91] we recognize the search for these scalars as a solution to a linear system of equations with augmented matrix

$$\begin{bmatrix} 1 & 2 & 7 & 1 & -1 & 3 \\ 1 & 1 & 3 & 1 & 0 & 1 \\ 3 & 2 & 5 & -1 & 9 & 2 \\ 1 & -1 & -5 & 2 & 0 & -1 \end{bmatrix}$$

which row-reduces to

$$\begin{bmatrix} \boxed{1} & 0 & -1 & 0 & 3 & 0 \\ 0 & \boxed{1} & 4 & 0 & -1 & 0 \\ 0 & 0 & 0 & \boxed{1} & -2 & 0 \\ 0 & 0 & 0 & 0 & 0 & \boxed{1} \end{bmatrix}$$

At this point, we see that the system is inconsistent by Theorem RCLS [51], so we know there *is not* a solution for the five scalars  $\alpha_1, \alpha_2, \alpha_3, \alpha_4, \alpha_5$ . This is enough evidence for us to say that  $\mathbf{v} \notin \langle S \rangle$ . End of story.  $\square$

### Example SCAA

#### Span of the columns of Archetype A

Begin with the finite set of three vectors of size 3

$$S = \{\mathbf{u}_1, \mathbf{u}_2, \mathbf{u}_3\} = \left\{ \begin{bmatrix} 1 \\ 2 \\ 1 \end{bmatrix}, \begin{bmatrix} -1 \\ 1 \\ 1 \end{bmatrix}, \begin{bmatrix} 2 \\ 1 \\ 0 \end{bmatrix} \right\}$$

and consider the infinite set  $\langle S \rangle$ . The vectors of  $S$  could have been chosen to be anything, but for reasons that will become clear later, we have chosen the three columns of the coefficient matrix in Archetype A [678]. First, as an example, note that

$$\mathbf{v} = (5) \begin{bmatrix} 1 \\ 2 \\ 1 \end{bmatrix} + (-3) \begin{bmatrix} -1 \\ 1 \\ 1 \end{bmatrix} + (7) \begin{bmatrix} 2 \\ 1 \\ 0 \end{bmatrix} = \begin{bmatrix} 22 \\ 14 \\ 2 \end{bmatrix}$$

is in  $\langle S \rangle$ , since it is a linear combination of  $\mathbf{u}_1, \mathbf{u}_2, \mathbf{u}_3$ . We write this succinctly as  $\mathbf{v} \in \langle S \rangle$ . There is nothing magical about the scalars  $\alpha_1 = 5, \alpha_2 = -3, \alpha_3 = 7$ , they could have been chosen to be anything. So repeat this part of the example yourself, using different values of  $\alpha_1, \alpha_2, \alpha_3$ . What happens if you choose all three scalars to be zero?

So we know how to quickly construct sample elements of the set  $\langle S \rangle$ . A slightly different question arises when you are handed a vector of the correct size and asked if it is an element of  $\langle S \rangle$ . For

example, is  $\mathbf{w} = \begin{bmatrix} 1 \\ 8 \\ 5 \end{bmatrix}$  in  $\langle S \rangle$ ? More succinctly,  $\mathbf{w} \in \langle S \rangle$ ?

To answer this question, we will look for scalars  $\alpha_1, \alpha_2, \alpha_3$  so that

$$\alpha_1 \mathbf{u}_1 + \alpha_2 \mathbf{u}_2 + \alpha_3 \mathbf{u}_3 = \mathbf{w}.$$

By Theorem SLSLC [91] solutions to this vector equation are solutions to the system of equations

$$\begin{aligned}\alpha_1 - \alpha_2 + 2\alpha_3 &= 1 \\ 2\alpha_1 + \alpha_2 + \alpha_3 &= 8 \\ \alpha_1 + \alpha_2 &= 5.\end{aligned}$$

Building the augmented matrix for this linear system, and row-reducing, gives

$$\begin{bmatrix} \boxed{1} & 0 & 1 & 3 \\ 0 & \boxed{1} & -1 & 2 \\ 0 & 0 & 0 & 0 \end{bmatrix}.$$

This system has infinitely many solutions (there's a free variable in  $x_3$ ), but all we need is one solution vector. The solution,

$$\alpha_1 = 2 \qquad \alpha_2 = 3 \qquad \alpha_3 = 1$$

tells us that

$$(2)\mathbf{u}_1 + (3)\mathbf{u}_2 + (1)\mathbf{u}_3 = \mathbf{w}$$

so we are convinced that  $\mathbf{w}$  really is in  $\langle S \rangle$ . Notice that there are an infinite number of ways to answer this question affirmatively. We could choose a different solution, this time choosing the free variable to be zero,

$$\alpha_1 = 3 \qquad \alpha_2 = 2 \qquad \alpha_3 = 0$$

shows us that

$$(3)\mathbf{u}_1 + (2)\mathbf{u}_2 + (0)\mathbf{u}_3 = \mathbf{w}$$

Verifying the arithmetic in this second solution maybe makes it seem obvious that  $\mathbf{w}$  is in this span? And of course, we now realize that there are an infinite number of ways to realize  $\mathbf{w}$  as element of

$\langle S \rangle$ . Let's ask the same type of question again, but this time with  $\mathbf{y} = \begin{bmatrix} 2 \\ 4 \\ 3 \end{bmatrix}$ , i.e. is  $\mathbf{y} \in \langle S \rangle$ ?

So we'll look for scalars  $\alpha_1, \alpha_2, \alpha_3$  so that

$$\alpha_1\mathbf{u}_1 + \alpha_2\mathbf{u}_2 + \alpha_3\mathbf{u}_3 = \mathbf{y}.$$

By Theorem SLSLC [91] solutions to this vector equation are the solutions to the system of equations

$$\begin{aligned}\alpha_1 - \alpha_2 + 2\alpha_3 &= 2 \\ 2\alpha_1 + \alpha_2 + \alpha_3 &= 4 \\ \alpha_1 + \alpha_2 &= 3.\end{aligned}$$

Building the augmented matrix for this linear system, and row-reducing, gives

$$\begin{bmatrix} \boxed{1} & 0 & 1 & 0 \\ 0 & \boxed{1} & -1 & 0 \\ 0 & 0 & 0 & \boxed{1} \end{bmatrix}$$

This system is inconsistent (there's a leading 1 in the last column, Theorem RCLS [51]), so there are no scalars  $\alpha_1, \alpha_2, \alpha_3$  that will create a linear combination of  $\mathbf{u}_1, \mathbf{u}_2, \mathbf{u}_3$  that equals  $\mathbf{y}$ . More precisely,  $\mathbf{y} \notin \langle S \rangle$ .

There are three things to observe in this example. (1) It is easy to construct vectors in  $\langle S \rangle$ . (2) It is possible that some vectors are in  $\langle S \rangle$  (e.g.  $\mathbf{w}$ ), while others are not (e.g.  $\mathbf{y}$ ). (3) Deciding

if a given vector is in  $\langle S \rangle$  leads to solving a linear system of equations and asking if the system is consistent.

With a computer program in hand to solve systems of linear equations, could you create a program to decide if a vector was, or wasn't, in the span of a given set of vectors? Is this art or science?

This example was built on vectors from the columns of the coefficient matrix of Archetype A [678]. Study the determination that  $\mathbf{v} \in \langle S \rangle$  and see if you can connect it with some of the other properties of Archetype A [678].  $\square$

Having analyzed Archetype A [678] in Example SCAA [112], we will of course subject Archetype B [682] to a similar investigation.

### Example SCAB

#### Span of the columns of Archetype B

Begin with the finite set of three vectors of size 3 that are the columns of the coefficient matrix in Archetype B [682],

$$R = \{\mathbf{v}_1, \mathbf{v}_2, \mathbf{v}_3\} = \left\{ \begin{bmatrix} -7 \\ 5 \\ 1 \end{bmatrix}, \begin{bmatrix} -6 \\ 5 \\ 0 \end{bmatrix}, \begin{bmatrix} -12 \\ 7 \\ 4 \end{bmatrix} \right\}$$

and consider the infinite set  $V = \langle R \rangle$ . First, as an example, note that

$$\mathbf{x} = (2) \begin{bmatrix} -7 \\ 5 \\ 1 \end{bmatrix} + (4) \begin{bmatrix} -6 \\ 5 \\ 0 \end{bmatrix} + (-3) \begin{bmatrix} -12 \\ 7 \\ 4 \end{bmatrix} = \begin{bmatrix} -2 \\ 9 \\ -10 \end{bmatrix}$$

is in  $\langle R \rangle$ , since it is a linear combination of  $\mathbf{v}_1, \mathbf{v}_2, \mathbf{v}_3$ . In other words,  $\mathbf{x} \in \langle R \rangle$ . Try some different values of  $\alpha_1, \alpha_2, \alpha_3$  yourself, and see what vectors you can create as elements of  $\langle R \rangle$ .

Now ask if a given vector is an element of  $\langle R \rangle$ . For example, is  $\mathbf{z} = \begin{bmatrix} -33 \\ 24 \\ 5 \end{bmatrix}$  in  $\langle R \rangle$ ? Is  $\mathbf{z} \in \langle R \rangle$ ?

To answer this question, we will look for scalars  $\alpha_1, \alpha_2, \alpha_3$  so that

$$\alpha_1 \mathbf{v}_1 + \alpha_2 \mathbf{v}_2 + \alpha_3 \mathbf{v}_3 = \mathbf{z}.$$

By Theorem SLSLC [91] solutions to this vector equation are the solutions to the system of equations

$$\begin{aligned} -7\alpha_1 - 6\alpha_2 - 12\alpha_3 &= -33 \\ 5\alpha_1 + 5\alpha_2 + 7\alpha_3 &= 24 \\ \alpha_1 + 4\alpha_3 &= 5. \end{aligned}$$

Building the augmented matrix for this linear system, and row-reducing, gives

$$\begin{bmatrix} \boxed{1} & 0 & 0 & -3 \\ 0 & \boxed{1} & 0 & 5 \\ 0 & 0 & \boxed{1} & 2 \end{bmatrix}.$$

This system has a unique solution,

$$\alpha_1 = -3 \qquad \alpha_2 = 5 \qquad \alpha_3 = 2$$

telling us that

$$(-3)\mathbf{v}_1 + (5)\mathbf{v}_2 + (2)\mathbf{v}_3 = \mathbf{z}$$

so we are convinced that  $\mathbf{z}$  really is in  $\langle R \rangle$ . Notice that in this case we have only one way to answer the question affirmatively since the solution is unique.

Let's ask about another vector, say is  $\mathbf{x} = \begin{bmatrix} -7 \\ 8 \\ -3 \end{bmatrix}$  in  $\langle R \rangle$ ? Is  $\mathbf{x} \in \langle R \rangle$ ?

We desire scalars  $\alpha_1, \alpha_2, \alpha_3$  so that

$$\alpha_1 \mathbf{v}_1 + \alpha_2 \mathbf{v}_2 + \alpha_3 \mathbf{v}_3 = \mathbf{x}.$$

By Theorem SLSLC [91] solutions to this vector equation are the solutions to the system of equations

$$\begin{aligned} -7\alpha_1 - 6\alpha_2 - 12\alpha_3 &= -7 \\ 5\alpha_1 + 5\alpha_2 + 7\alpha_3 &= 8 \\ \alpha_1 + 4\alpha_3 &= -3. \end{aligned}$$

Building the augmented matrix for this linear system, and row-reducing, gives

$$\left[ \begin{array}{cccc} \boxed{1} & 0 & 0 & 1 \\ 0 & \boxed{1} & 0 & 2 \\ 0 & 0 & \boxed{1} & -1 \end{array} \right]$$

This system has a unique solution,

$$\alpha_1 = 1 \qquad \alpha_2 = 2 \qquad \alpha_3 = -1$$

telling us that

$$(1)\mathbf{v}_1 + (2)\mathbf{v}_2 + (-1)\mathbf{v}_3 = \mathbf{x}$$

so we are convinced that  $\mathbf{x}$  really is in  $\langle R \rangle$ . Notice that in this case we again have only one way to answer the question affirmatively since the solution is again unique.

We could continue to test other vectors for membership in  $\langle R \rangle$ , but there is no point. A question about membership in  $\langle R \rangle$  inevitably leads to a system of three equations in the three variables  $\alpha_1, \alpha_2, \alpha_3$  with a coefficient matrix whose columns are the vectors  $\mathbf{v}_1, \mathbf{v}_2, \mathbf{v}_3$ . This particular coefficient matrix is nonsingular, so by Theorem NMUS [72], the system is guaranteed to have a solution. (This solution is unique, but that's not critical here.) So *no matter* which vector we might have chosen for  $\mathbf{z}$ , we would have been *certain* to discover that it was an element of  $\langle R \rangle$ . Stated differently, every vector of size 3 is in  $\langle R \rangle$ , or  $\langle R \rangle = \mathbb{C}^3$ .

Compare this example with Example SCAA [112], and see if you can connect  $\mathbf{z}$  with some aspects of the write-up for Archetype B [682]. ☒

## Subsection SSNS Spanning Sets of Null Spaces

---

We saw in Example VFSAL [101] that when a system of equations is homogeneous the solution set can be expressed in the form described by Theorem VFSL [97] where the vector  $\mathbf{c}$  is the zero vector. We can essentially ignore this vector, so that the remainder of the typical expression for a solution looks like an arbitrary linear combination, where the scalars are the free variables and the vectors are  $\mathbf{u}_1, \mathbf{u}_2, \mathbf{u}_3, \dots, \mathbf{u}_{n-r}$ . Which sounds a lot like a span. This is the substance of the next theorem.

### Theorem SSNS

#### Spanning Sets for Null Spaces

Suppose that  $A$  is an  $m \times n$  matrix, and  $B$  is a row-equivalent matrix in reduced row-echelon form with  $r$  nonzero rows. Let  $D = \{d_1, d_2, d_3, \dots, d_r\}$  be the column indices where  $B$  has leading 1's (pivot columns) and  $F = \{f_1, f_2, f_3, \dots, f_{n-r}\}$  be the set of column indices where  $B$  does not have leading 1's. Construct the  $n - r$  vectors  $\mathbf{z}_j, 1 \leq j \leq n - r$  of size  $n$  as

$$[\mathbf{z}_j]_i = \begin{cases} 1 & \text{if } i \in F, i = f_j \\ 0 & \text{if } i \in F, i \neq f_j \\ -[B]_{k,f_j} & \text{if } i \in D, i = d_k \end{cases}$$

Then the null space of  $A$  is given by

$$\mathcal{N}(A) = \langle \{\mathbf{z}_1, \mathbf{z}_2, \mathbf{z}_3, \dots, \mathbf{z}_{n-r}\} \rangle.$$

□

**Proof** Consider the homogeneous system with  $A$  as a coefficient matrix,  $\mathcal{LS}(A, \mathbf{0})$ . Its set of solutions,  $S$ , is by Definition NSM [62], the null space of  $A$ ,  $\mathcal{N}(A)$ . Let  $B'$  denote the result of row-reducing the augmented matrix of this homogeneous system. Since the system is homogeneous, the final column of the augmented matrix will be all zeros, and after any number of row operations (Definition RO [25]), the column will still be all zeros. So  $B'$  has a final column that is totally zeros.

Now apply Theorem VFSL [97] to  $B'$ , after noting that our homogeneous system must be consistent (Theorem HSC [60]). The vector  $\mathbf{c}$  has zeros for each entry that corresponds to an index in  $F$ . For entries that correspond to an index in  $D$ , the value is  $-[B']_{k,n+1}$ , but for  $B'$  any entry in the final column (index  $n+1$ ) is zero. So  $\mathbf{c} = \mathbf{0}$ . The vectors  $\mathbf{z}_j$ ,  $1 \leq j \leq n-r$  are identical to the vectors  $\mathbf{u}_j$ ,  $1 \leq j \leq n-r$  described in Theorem VFSL [97]. Putting it all together and applying Definition SSCV [110] in the final step,

$$\begin{aligned} \mathcal{N}(A) &= S \\ &= \{\mathbf{c} + \alpha_1 \mathbf{u}_1 + \alpha_2 \mathbf{u}_2 + \alpha_3 \mathbf{u}_3 + \dots + \alpha_{n-r} \mathbf{u}_{n-r} \mid \alpha_1, \alpha_2, \alpha_3, \dots, \alpha_{n-r} \in \mathbb{C}\} \\ &= \{\alpha_1 \mathbf{u}_1 + \alpha_2 \mathbf{u}_2 + \alpha_3 \mathbf{u}_3 + \dots + \alpha_{n-r} \mathbf{u}_{n-r} \mid \alpha_1, \alpha_2, \alpha_3, \dots, \alpha_{n-r} \in \mathbb{C}\} \\ &= \langle \{\mathbf{z}_1, \mathbf{z}_2, \mathbf{z}_3, \dots, \mathbf{z}_{n-r}\} \rangle \end{aligned}$$

■

### Example SSNS

#### Spanning set of a null space

Find a set of vectors,  $S$ , so that the null space of the matrix  $A$  below is the span of  $S$ , that is,  $\langle S \rangle = \mathcal{N}(A)$ .

$$A = \begin{bmatrix} 1 & 3 & 3 & -1 & -5 \\ 2 & 5 & 7 & 1 & 1 \\ 1 & 1 & 5 & 1 & 5 \\ -1 & -4 & -2 & 0 & 4 \end{bmatrix}$$

The null space of  $A$  is the set of all solutions to the homogeneous system  $\mathcal{LS}(A, \mathbf{0})$ . If we find the vector form of the solutions to this homogeneous system (Theorem VFSL [97]) then the vectors  $\mathbf{u}_j$ ,  $1 \leq j \leq n-r$  in the linear combination are exactly the vectors  $\mathbf{z}_j$ ,  $1 \leq j \leq n-r$  described in Theorem SSNS [115]. So we can mimic Example VFSAL [101] to arrive at these vectors (rather than being a slave to the formulas in the statement of the theorem).

Begin by row-reducing  $A$ . The result is

$$\begin{bmatrix} \boxed{1} & 0 & 6 & 0 & 4 \\ 0 & \boxed{1} & -1 & 0 & -2 \\ 0 & 0 & 0 & \boxed{1} & 3 \\ 0 & 0 & 0 & 0 & 0 \end{bmatrix}$$

With  $D = \{1, 2, 4\}$  and  $F = \{3, 5\}$  we recognize that  $x_3$  and  $x_5$  are free variables and we can express each nonzero row as an expression for the dependent variables  $x_1, x_2, x_4$  (respectively) in the free variables  $x_3$  and  $x_5$ . With this we can write the vector form of a solution vector as

$$\begin{bmatrix} x_1 \\ x_2 \\ x_3 \\ x_4 \\ x_5 \end{bmatrix} = \begin{bmatrix} -6x_3 - 4x_5 \\ x_3 + 2x_5 \\ x_3 \\ -3x_5 \\ x_5 \end{bmatrix} = x_3 \begin{bmatrix} -6 \\ 1 \\ 1 \\ 0 \\ 0 \end{bmatrix} + x_5 \begin{bmatrix} -4 \\ 2 \\ 0 \\ -3 \\ 1 \end{bmatrix}$$



Then in the notation of Theorem SSNS [115],

$$\mathbf{z}_1 = \begin{bmatrix} -6 \\ 1 \\ 1 \\ 0 \\ 0 \end{bmatrix} \quad \mathbf{z}_2 = \begin{bmatrix} -4 \\ 2 \\ 0 \\ -3 \\ 1 \end{bmatrix}$$

and

$$\mathcal{N}(A) = \langle \{\mathbf{z}_1, \mathbf{z}_2\} \rangle = \left\langle \left\{ \begin{bmatrix} -6 \\ 1 \\ 1 \\ 0 \\ 0 \end{bmatrix}, \begin{bmatrix} -4 \\ 2 \\ 0 \\ -3 \\ 1 \end{bmatrix} \right\} \right\rangle$$

⊠

### Example NSDS

#### Null space directly as a span

Let's express the null space of  $A$  as the span of a set of vectors, applying Theorem SSNS [115] as economically as possible, without reference to the underlying homogeneous system of equations (in contrast to Example SSNS [116]).

$$A = \begin{bmatrix} 2 & 1 & 5 & 1 & 5 & 1 \\ 1 & 1 & 3 & 1 & 6 & -1 \\ -1 & 1 & -1 & 0 & 4 & -3 \\ -3 & 2 & -4 & -4 & -7 & 0 \\ 3 & -1 & 5 & 2 & 2 & 3 \end{bmatrix}$$

Theorem SSNS [115] creates vectors for the span by first row-reducing the matrix in question. The row-reduced version of  $A$  is

$$B = \begin{bmatrix} \boxed{1} & 0 & 2 & 0 & -1 & 2 \\ 0 & \boxed{1} & 1 & 0 & 3 & -1 \\ 0 & 0 & 0 & \boxed{1} & 4 & -2 \\ 0 & 0 & 0 & 0 & 0 & 0 \\ 0 & 0 & 0 & 0 & 0 & 0 \end{bmatrix}$$

We will mechanically follow the prescription of Theorem SSNS [115]. Here we go, in two big steps.

First, the indices of the non-pivot columns have indices  $F = \{3, 5, 6\}$ , so we will construct the  $n - r = 6 - 3 = 3$  vectors with a pattern of zeros and ones corresponding to the indices in  $F$ . This is the realization of the first two lines of the three-case definition of the vectors  $\mathbf{z}_j$ ,  $1 \leq j \leq n - r$ .

$$\mathbf{z}_1 = \begin{bmatrix} \\ \\ 1 \\ 0 \\ 0 \end{bmatrix} \quad \mathbf{z}_2 = \begin{bmatrix} \\ 0 \\ \\ 1 \\ 0 \end{bmatrix} \quad \mathbf{z}_3 = \begin{bmatrix} \\ \\ 0 \\ 0 \\ 1 \end{bmatrix}$$

Each of these vectors arises due to the presence of a column that is not a pivot column. The remaining entries of each vector are the entries of the corresponding non-pivot column, negated, and distributed into the empty slots in order (these slots have indices in the set  $D$  and correspond to pivot columns). This is the realization of the third line of the three-case definition of the vectors  $\mathbf{z}_j$ ,  $1 \leq j \leq n - r$ .

$$\mathbf{z}_1 = \begin{bmatrix} -2 \\ -1 \\ 1 \\ 0 \\ 0 \\ 0 \end{bmatrix} \quad \mathbf{z}_2 = \begin{bmatrix} 1 \\ -3 \\ 0 \\ -4 \\ 1 \\ 0 \end{bmatrix} \quad \mathbf{z}_3 = \begin{bmatrix} -2 \\ 1 \\ 0 \\ 2 \\ 0 \\ 1 \end{bmatrix}$$

So, by Theorem SSNS [115], we have

$$\mathcal{N}(A) = \langle \{\mathbf{z}_1, \mathbf{z}_2, \mathbf{z}_3\} \rangle = \left\langle \left\{ \begin{bmatrix} -2 \\ -1 \\ 1 \\ 0 \\ 0 \\ 0 \end{bmatrix}, \begin{bmatrix} 1 \\ -3 \\ 0 \\ -4 \\ 1 \\ 0 \end{bmatrix}, \begin{bmatrix} -2 \\ 1 \\ 0 \\ 2 \\ 0 \\ 1 \end{bmatrix} \right\} \right\rangle$$

We know that the null space of  $A$  is the solution set of the homogeneous system  $\mathcal{LS}(A, \mathbf{0})$ , but nowhere in this application of Theorem SSNS [115] have we found occasion to reference the variables or equations of this system. These details are all buried in the proof of Theorem SSNS [115].  $\square$

More advanced computational devices will compute the null space of a matrix. See: Computation NS.MMA [645]. Here's an example that will simultaneously exercise the span construction and Theorem SSNS [115], while also pointing the way to the next section.

### Example SCAD

#### Span of the columns of Archetype D

Begin with the set of four vectors of size 3

$$T = \{\mathbf{w}_1, \mathbf{w}_2, \mathbf{w}_3, \mathbf{w}_4\} = \left\{ \begin{bmatrix} 2 \\ -3 \\ 1 \end{bmatrix}, \begin{bmatrix} 1 \\ 4 \\ 1 \end{bmatrix}, \begin{bmatrix} 7 \\ -5 \\ 4 \end{bmatrix}, \begin{bmatrix} -7 \\ -6 \\ -5 \end{bmatrix} \right\}$$

and consider the infinite set  $W = \langle T \rangle$ . The vectors of  $T$  have been chosen as the four columns of the coefficient matrix in Archetype D [691]. Check that the vector

$$\mathbf{z}_2 = \begin{bmatrix} 2 \\ 3 \\ 0 \\ 1 \end{bmatrix}$$

is a solution to the homogeneous system  $\mathcal{LS}(D, \mathbf{0})$  (it is the vector  $\mathbf{z}_2$  provided by the description of the null space of the coefficient matrix  $D$  from Theorem SSNS [115]). Applying Theorem SLSLC [91], we can write the linear combination,

$$2\mathbf{w}_1 + 3\mathbf{w}_2 + 0\mathbf{w}_3 + 1\mathbf{w}_4 = \mathbf{0}$$

which we can solve for  $\mathbf{w}_4$ ,

$$\mathbf{w}_4 = (-2)\mathbf{w}_1 + (-3)\mathbf{w}_2.$$

This equation says that whenever we encounter the vector  $\mathbf{w}_4$ , we can replace it with a specific linear combination of the vectors  $\mathbf{w}_1$  and  $\mathbf{w}_2$ . So using  $\mathbf{w}_4$  in the set  $T$ , along with  $\mathbf{w}_1$  and  $\mathbf{w}_2$ , is excessive. An example of what we mean here can be illustrated by the computation,

$$\begin{aligned} 5\mathbf{w}_1 + (-4)\mathbf{w}_2 + 6\mathbf{w}_3 + (-3)\mathbf{w}_4 &= 5\mathbf{w}_1 + (-4)\mathbf{w}_2 + 6\mathbf{w}_3 + (-3)((-2)\mathbf{w}_1 + (-3)\mathbf{w}_2) \\ &= 5\mathbf{w}_1 + (-4)\mathbf{w}_2 + 6\mathbf{w}_3 + (6\mathbf{w}_1 + 9\mathbf{w}_2) \\ &= 11\mathbf{w}_1 + 5\mathbf{w}_2 + 6\mathbf{w}_3. \end{aligned}$$

So what began as a linear combination of the vectors  $\mathbf{w}_1, \mathbf{w}_2, \mathbf{w}_3, \mathbf{w}_4$  has been reduced to a linear combination of the vectors  $\mathbf{w}_1, \mathbf{w}_2, \mathbf{w}_3$ . A careful proof using our definition of set equality (Definition SE [660]) would now allow us to conclude that this reduction is possible for any vector in  $W$ , so

$$W = \langle \{\mathbf{w}_1, \mathbf{w}_2, \mathbf{w}_3\} \rangle.$$

So the span of our set of vectors,  $W$ , has not changed, but we have *described* it by the span of a set of *three* vectors, rather than *four*. Furthermore, we can achieve yet another, similar, reduction.

Check that the vector

$$\mathbf{z}_1 = \begin{bmatrix} -3 \\ -1 \\ 1 \\ 0 \end{bmatrix}$$

is a solution to the homogeneous system  $\mathcal{LS}(D, \mathbf{0})$  (it is the vector  $\mathbf{z}_1$  provided by the description of the null space of the coefficient matrix  $D$  from Theorem SSNS [115]). Applying Theorem SLSLC [91], we can write the linear combination,

$$(-3)\mathbf{w}_1 + (-1)\mathbf{w}_2 + 1\mathbf{w}_3 = \mathbf{0}$$

which we can solve for  $\mathbf{w}_3$ ,

$$\mathbf{w}_3 = 3\mathbf{w}_1 + 1\mathbf{w}_2.$$

This equation says that whenever we encounter the vector  $\mathbf{w}_3$ , we can replace it with a specific linear combination of the vectors  $\mathbf{w}_1$  and  $\mathbf{w}_2$ . So, as before, the vector  $\mathbf{w}_3$  is not needed in the description of  $W$ , provided we have  $\mathbf{w}_1$  and  $\mathbf{w}_2$  available. In particular, a careful proof (such as is done in Example RSC5 [150]) would show that

$$W = \langle \{\mathbf{w}_1, \mathbf{w}_2\} \rangle.$$

So  $W$  began life as the span of a set of four vectors, and we have now shown (utilizing solutions to a homogeneous system) that  $W$  can also be described as the span of a set of just two vectors. Convince yourself that we cannot go any further. In other words, it is not possible to dismiss either  $\mathbf{w}_1$  or  $\mathbf{w}_2$  in a similar fashion and winnow the set down to just one vector.

What was it about the original set of four vectors that allowed us to declare certain vectors as surplus? And just which vectors were we able to dismiss? And why did we have to stop once we had two vectors remaining? The answers to these questions motivate “linear independence,” our next section and next definition, and so are worth considering carefully *now*.  $\square$

It is possible to have your computational device crank out the vector form of the solution set to a linear system of equations. See: Computation VFSS.MMA [646].

## Subsection READ Reading Questions

---

- Let  $S$  be the set of three vectors below.

$$S = \left\{ \begin{bmatrix} 1 \\ 2 \\ -1 \end{bmatrix}, \begin{bmatrix} 3 \\ -4 \\ 2 \end{bmatrix}, \begin{bmatrix} 4 \\ -2 \\ 1 \end{bmatrix} \right\}$$

Let  $W = \langle S \rangle$  be the span of  $S$ . Is the vector  $\begin{bmatrix} -1 \\ 8 \\ -4 \end{bmatrix}$  in  $W$ ? Give an explanation of the reason for your answer.

- Use  $S$  and  $W$  from the previous question. Is the vector  $\begin{bmatrix} 6 \\ 5 \\ -1 \end{bmatrix}$  in  $W$ ? Give an explanation of the reason for your answer.
- For the matrix  $A$  below, find a set  $S$  so that  $\langle S \rangle = \mathcal{N}(A)$ , where  $\mathcal{N}(A)$  is the null space of  $A$ . (See Theorem SSNS [115].)

$$A = \begin{bmatrix} 1 & 3 & 1 & 9 \\ 2 & 1 & -3 & 8 \\ 1 & 1 & -1 & 5 \end{bmatrix}$$

## Subsection EXC

## Exercises

**C22** For each archetype that is a system of equations, consider the corresponding homogeneous system of equations. Write elements of the solution set to these homogeneous systems in vector form, as guaranteed by Theorem VFSLs [97]. Then write the null space of the coefficient matrix of each system as the span of a set of vectors, as described in Theorem SSNS [115].

Archetype A [678]

Archetype B [682]

Archetype C [687]

Archetype D [691]/ Archetype E [695]

Archetype F [698]

Archetype G [703]/ Archetype H [707]

Archetype I [711]

Archetype J [715]

Contributed by Robert Beezer Solution [123]

**C23** Archetype K [720] and Archetype L [724] are defined as matrices. Use Theorem SSNS [115] directly to find a set  $S$  so that  $\langle S \rangle$  is the null space of the matrix. Do not make any reference to the associated homogeneous system of equations in your solution.

Contributed by Robert Beezer Solution [123]

**C40** Suppose that  $S = \left\{ \begin{bmatrix} 2 \\ -1 \\ 3 \\ 4 \end{bmatrix}, \begin{bmatrix} 3 \\ 2 \\ -2 \\ 1 \end{bmatrix} \right\}$ . Let  $W = \langle S \rangle$  and let  $\mathbf{x} = \begin{bmatrix} 5 \\ 8 \\ -12 \\ -5 \end{bmatrix}$ . Is  $\mathbf{x} \in W$ ? If so,

provide an explicit linear combination that demonstrates this.

Contributed by Robert Beezer Solution [123]

**C41** Suppose that  $S = \left\{ \begin{bmatrix} 2 \\ -1 \\ 3 \\ 4 \end{bmatrix}, \begin{bmatrix} 3 \\ 2 \\ -2 \\ 1 \end{bmatrix} \right\}$ . Let  $W = \langle S \rangle$  and let  $\mathbf{y} = \begin{bmatrix} 5 \\ 1 \\ 3 \\ 5 \end{bmatrix}$ . Is  $\mathbf{y} \in W$ ? If so,

provide an explicit linear combination that demonstrates this.

Contributed by Robert Beezer Solution [123]

**C42** Suppose  $R = \left\{ \begin{bmatrix} 2 \\ -1 \\ 3 \\ 4 \\ 0 \end{bmatrix}, \begin{bmatrix} 1 \\ 1 \\ 2 \\ 2 \\ -1 \end{bmatrix}, \begin{bmatrix} 3 \\ -1 \\ 0 \\ 3 \\ -2 \end{bmatrix} \right\}$ . Is  $\mathbf{y} = \begin{bmatrix} 1 \\ -1 \\ -8 \\ -4 \\ -3 \end{bmatrix}$  in  $\langle R \rangle$ ?

Contributed by Robert Beezer Solution [124]

**C43** Suppose  $R = \left\{ \begin{bmatrix} 2 \\ -1 \\ 3 \\ 4 \\ 0 \end{bmatrix}, \begin{bmatrix} 1 \\ 1 \\ 2 \\ 2 \\ -1 \end{bmatrix}, \begin{bmatrix} 3 \\ -1 \\ 0 \\ 3 \\ -2 \end{bmatrix} \right\}$ . Is  $\mathbf{z} = \begin{bmatrix} 1 \\ 1 \\ 5 \\ 3 \\ 1 \end{bmatrix}$  in  $\langle R \rangle$ ?

Contributed by Robert Beezer Solution [124]

**C44** Suppose that  $S = \left\{ \begin{bmatrix} -1 \\ 2 \\ 1 \end{bmatrix}, \begin{bmatrix} 3 \\ 1 \\ 2 \end{bmatrix}, \begin{bmatrix} 1 \\ 5 \\ 4 \end{bmatrix}, \begin{bmatrix} -6 \\ 5 \\ 1 \end{bmatrix} \right\}$ . Let  $W = \langle S \rangle$  and let  $\mathbf{y} = \begin{bmatrix} -5 \\ 3 \\ 0 \end{bmatrix}$ . Is

$\mathbf{y} \in W$ ? If so, provide an explicit linear combination that demonstrates this.

Contributed by Robert Beezer Solution [125]

**C45** Suppose that  $S = \left\{ \begin{bmatrix} -1 \\ 2 \\ 1 \end{bmatrix}, \begin{bmatrix} 3 \\ 1 \\ 2 \end{bmatrix}, \begin{bmatrix} 1 \\ 5 \\ 4 \end{bmatrix}, \begin{bmatrix} -6 \\ 5 \\ 1 \end{bmatrix} \right\}$ . Let  $W = \langle S \rangle$  and let  $\mathbf{w} = \begin{bmatrix} 2 \\ 1 \\ 3 \end{bmatrix}$ . Is  $\mathbf{w} \in W$ ?

If so, provide an explicit linear combination that demonstrates this.

Contributed by Robert Beezer Solution [125]

**C50** Let  $A$  be the matrix below.

(a) Find a set  $S$  so that  $\mathcal{N}(A) = \langle S \rangle$ .

(b) If  $\mathbf{z} = \begin{bmatrix} 3 \\ -5 \\ 1 \\ 2 \end{bmatrix}$ , then show directly that  $\mathbf{z} \in \mathcal{N}(A)$ .

(c) Write  $\mathbf{z}$  as a linear combination of the vectors in  $S$ .

$$A = \begin{bmatrix} 2 & 3 & 1 & 4 \\ 1 & 2 & 1 & 3 \\ -1 & 0 & 1 & 1 \end{bmatrix}$$

Contributed by Robert Beezer Solution [126]

**C60** For the matrix  $A$  below, find a set of vectors  $S$  so that the span of  $S$  equals the null space of  $A$ ,  $\langle S \rangle = \mathcal{N}(A)$ .

$$A = \begin{bmatrix} 1 & 1 & 6 & -8 \\ 1 & -2 & 0 & 1 \\ -2 & 1 & -6 & 7 \end{bmatrix}$$

Contributed by Robert Beezer Solution [126]

**M20** In Example SCAD [118] we began with the four columns of the coefficient matrix of Archetype D [691], and used these columns in a span construction. Then we methodically argued that we could remove the last column, then the third column, and create the same set by just doing a span construction with the first two columns. We claimed we could not go any further, and had removed as many vectors as possible. Provide a convincing argument for why a third vector cannot be removed.

Contributed by Robert Beezer

**M21** In the spirit of Example SCAD [118], begin with the four columns of the coefficient matrix of Archetype C [687], and use these columns in a span construction to build the set  $S$ . Argue that  $S$  can be expressed as the span of just three of the columns of the coefficient matrix (saying exactly which three) and in the spirit of Exercise SS.M20 [122] argue that no one of these three vectors can be removed and still have a span construction create  $S$ .

Contributed by Robert Beezer Solution [127]

**T10** Suppose that  $\mathbf{v}_1, \mathbf{v}_2 \in \mathbb{C}^m$ . Prove that

$$\langle \{\mathbf{v}_1, \mathbf{v}_2\} \rangle = \langle \{\mathbf{v}_1, \mathbf{v}_2, 5\mathbf{v}_1 + 3\mathbf{v}_2\} \rangle$$

Contributed by Robert Beezer Solution [127]

**T20** Suppose that  $S$  is a set of vectors from  $\mathbb{C}^m$ . Prove that the zero vector,  $\mathbf{0}$ , is an element of  $\langle S \rangle$ .

Contributed by Robert Beezer Solution [127]

**T21** Suppose that  $S$  is a set of vectors from  $\mathbb{C}^m$  and  $\mathbf{x}, \mathbf{y} \in \langle S \rangle$ . Prove that  $\mathbf{x} + \mathbf{y} \in \langle S \rangle$ .

Contributed by Robert Beezer

**T22** Suppose that  $S$  is a set of vectors from  $\mathbb{C}^m$ ,  $\alpha \in \mathbb{C}$ , and  $\mathbf{x} \in \langle S \rangle$ . Prove that  $\alpha\mathbf{x} \in \langle S \rangle$ .

Contributed by Robert Beezer

## Subsection SOL Solutions

**C22** Contributed by Robert Beezer Statement [121]

The vector form of the solutions obtained in this manner will involve precisely the vectors described in Theorem SSNS [115] as providing the null space of the coefficient matrix of the system as a span. These vectors occur in each archetype in a description of the null space. Studying Example VFSAL [101] may be of some help.

**C23** Contributed by Robert Beezer Statement [121]

Study Example NSDS [117] to understand the correct approach to this question. The solution for each is listed in the Archetypes (Appendix A [674]) themselves.

**C40** Contributed by Robert Beezer Statement [121]

Rephrasing the question, we want to know if there are scalars  $\alpha_1$  and  $\alpha_2$  such that

$$\alpha_1 \begin{bmatrix} 2 \\ -1 \\ 3 \\ 4 \end{bmatrix} + \alpha_2 \begin{bmatrix} 3 \\ 2 \\ -2 \\ 1 \end{bmatrix} = \begin{bmatrix} 5 \\ 8 \\ -12 \\ -5 \end{bmatrix}$$

Theorem SLSLC [91] allows us to rephrase the question again as a quest for solutions to the system of four equations in two unknowns with an augmented matrix given by

$$\left[ \begin{array}{ccc|c} 2 & 3 & 5 & 0 \\ -1 & 2 & 8 & 0 \\ 3 & -2 & -12 & 0 \\ 4 & 1 & -5 & 0 \end{array} \right]$$

This matrix row-reduces to

$$\left[ \begin{array}{ccc|c} 1 & 0 & -2 & 0 \\ 0 & 1 & 3 & 0 \\ 0 & 0 & 0 & 0 \\ 0 & 0 & 0 & 0 \end{array} \right]$$

From the form of this matrix, we can see that  $\alpha_1 = -2$  and  $\alpha_2 = 3$  is an affirmative answer to our question. More convincingly,

$$(-2) \begin{bmatrix} 2 \\ -1 \\ 3 \\ 4 \end{bmatrix} + (3) \begin{bmatrix} 3 \\ 2 \\ -2 \\ 1 \end{bmatrix} = \begin{bmatrix} 5 \\ 8 \\ -12 \\ -5 \end{bmatrix}$$

**C41** Contributed by Robert Beezer Statement [121]

Rephrasing the question, we want to know if there are scalars  $\alpha_1$  and  $\alpha_2$  such that

$$\alpha_1 \begin{bmatrix} 2 \\ -1 \\ 3 \\ 4 \end{bmatrix} + \alpha_2 \begin{bmatrix} 3 \\ 2 \\ -2 \\ 1 \end{bmatrix} = \begin{bmatrix} 5 \\ 1 \\ 3 \\ 5 \end{bmatrix}$$

Theorem SLSLC [91] allows us to rephrase the question again as a quest for solutions to the system of four equations in two unknowns with an augmented matrix given by

$$\left[ \begin{array}{ccc|c} 2 & 3 & 5 & 0 \\ -1 & 2 & 1 & 0 \\ 3 & -2 & 3 & 0 \\ 4 & 1 & 5 & 0 \end{array} \right]$$

This matrix row-reduces to

$$\begin{bmatrix} \boxed{1} & 0 & 0 \\ 0 & \boxed{1} & 0 \\ 0 & 0 & \boxed{1} \\ 0 & 0 & 0 \end{bmatrix}$$

With a leading 1 in the last column of this matrix (Theorem RCLS [51]) we can see that the system of equations has no solution, so there are no values for  $\alpha_1$  and  $\alpha_2$  that will allow us to conclude that  $\mathbf{y}$  is in  $W$ . So  $\mathbf{y} \notin W$ .

**C42** Contributed by Robert Beezer Statement [121]

Form a linear combination, with unknown scalars, of  $R$  that equals  $\mathbf{y}$ ,

$$a_1 \begin{bmatrix} 2 \\ -1 \\ 3 \\ 4 \\ 0 \end{bmatrix} + a_2 \begin{bmatrix} 1 \\ 1 \\ 2 \\ 2 \\ -1 \end{bmatrix} + a_3 \begin{bmatrix} 3 \\ -1 \\ 0 \\ 3 \\ -2 \end{bmatrix} = \begin{bmatrix} 1 \\ -1 \\ -8 \\ -4 \\ -3 \end{bmatrix}$$

We want to know if there are values for the scalars that make the vector equation true since that is the definition of membership in  $\langle R \rangle$ . By Theorem SLSLC [91] any such values will also be solutions to the linear system represented by the augmented matrix,

$$\begin{bmatrix} 2 & 1 & 3 & 1 \\ -1 & 1 & -1 & -1 \\ 3 & 2 & 0 & -8 \\ 4 & 2 & 3 & -4 \\ 0 & -1 & -2 & -3 \end{bmatrix}$$

Row-reducing the matrix yields,

$$\begin{bmatrix} \boxed{1} & 0 & 0 & -2 \\ 0 & \boxed{1} & 0 & -1 \\ 0 & 0 & \boxed{1} & 2 \\ 0 & 0 & 0 & 0 \\ 0 & 0 & 0 & 0 \end{bmatrix}$$

From this we see that the system of equations is consistent (Theorem RCLS [51]), and has a unique solution. This solution will provide a linear combination of the vectors in  $R$  that equals  $\mathbf{y}$ . So  $\mathbf{y} \in R$ .

**C43** Contributed by Robert Beezer Statement [121]

Form a linear combination, with unknown scalars, of  $R$  that equals  $\mathbf{z}$ ,

$$a_1 \begin{bmatrix} 2 \\ -1 \\ 3 \\ 4 \\ 0 \end{bmatrix} + a_2 \begin{bmatrix} 1 \\ 1 \\ 2 \\ 2 \\ -1 \end{bmatrix} + a_3 \begin{bmatrix} 3 \\ -1 \\ 0 \\ 3 \\ -2 \end{bmatrix} = \begin{bmatrix} 1 \\ 1 \\ 5 \\ 3 \\ 1 \end{bmatrix}$$

We want to know if there are values for the scalars that make the vector equation true since that is the definition of membership in  $\langle R \rangle$ . By Theorem SLSLC [91] any such values will also be solutions to the linear system represented by the augmented matrix,

$$\begin{bmatrix} 2 & 1 & 3 & 1 \\ -1 & 1 & -1 & 1 \\ 3 & 2 & 0 & 5 \\ 4 & 2 & 3 & 3 \\ 0 & -1 & -2 & 1 \end{bmatrix}$$

Row-reducing the matrix yields,

$$\begin{bmatrix} \boxed{1} & 0 & 0 & 0 \\ 0 & \boxed{1} & 0 & 0 \\ 0 & 0 & \boxed{1} & 0 \\ 0 & 0 & 0 & \boxed{1} \\ 0 & 0 & 0 & 0 \end{bmatrix}$$

With a leading 1 in the last column, the system is inconsistent (Theorem RCLS [51]), so there are no scalars  $a_1, a_2, a_3$  that will create a linear combination of the vectors in  $R$  that equal  $\mathbf{z}$ . So  $\mathbf{z} \notin R$ .

**C44** Contributed by Robert Beezer Statement [121]

Form a linear combination, with unknown scalars, of  $S$  that equals  $\mathbf{y}$ ,

$$a_1 \begin{bmatrix} -1 \\ 2 \\ 1 \end{bmatrix} + a_2 \begin{bmatrix} 3 \\ 1 \\ 2 \end{bmatrix} + a_3 \begin{bmatrix} 1 \\ 5 \\ 4 \end{bmatrix} + a_4 \begin{bmatrix} -6 \\ 5 \\ 1 \end{bmatrix} = \begin{bmatrix} -5 \\ 3 \\ 0 \end{bmatrix}$$

We want to know if there are values for the scalars that make the vector equation true since that is the definition of membership in  $\langle S \rangle$ . By Theorem SLSLC [91] any such values will also be solutions to the linear system represented by the augmented matrix,

$$\begin{bmatrix} -1 & 3 & 1 & -6 & -5 \\ 2 & 1 & 5 & 5 & 3 \\ 1 & 2 & 4 & 1 & 0 \end{bmatrix}$$

Row-reducing the matrix yields,

$$\begin{bmatrix} \boxed{1} & 0 & 2 & 3 & 2 \\ 0 & \boxed{1} & 1 & -1 & -1 \\ 0 & 0 & 0 & 0 & 0 \end{bmatrix}$$

From this we see that the system of equations is consistent (Theorem RCLS [51]), and has a infinitely many solutions. Any solution will provide a linear combination of the vectors in  $R$  that equals  $\mathbf{y}$ . So  $\mathbf{y} \in S$ , for example,

$$(-10) \begin{bmatrix} -1 \\ 2 \\ 1 \end{bmatrix} + (-2) \begin{bmatrix} 3 \\ 1 \\ 2 \end{bmatrix} + (3) \begin{bmatrix} 1 \\ 5 \\ 4 \end{bmatrix} + (2) \begin{bmatrix} -6 \\ 5 \\ 1 \end{bmatrix} = \begin{bmatrix} -5 \\ 3 \\ 0 \end{bmatrix}$$

**C45** Contributed by Robert Beezer Statement [122]

Form a linear combination, with unknown scalars, of  $S$  that equals  $\mathbf{w}$ ,

$$a_1 \begin{bmatrix} -1 \\ 2 \\ 1 \end{bmatrix} + a_2 \begin{bmatrix} 3 \\ 1 \\ 2 \end{bmatrix} + a_3 \begin{bmatrix} 1 \\ 5 \\ 4 \end{bmatrix} + a_4 \begin{bmatrix} -6 \\ 5 \\ 1 \end{bmatrix} = \begin{bmatrix} 2 \\ 1 \\ 3 \end{bmatrix}$$

We want to know if there are values for the scalars that make the vector equation true since that is the definition of membership in  $\langle S \rangle$ . By Theorem SLSLC [91] any such values will also be solutions to the linear system represented by the augmented matrix,

$$\begin{bmatrix} -1 & 3 & 1 & -6 & 2 \\ 2 & 1 & 5 & 5 & 1 \\ 1 & 2 & 4 & 1 & 3 \end{bmatrix}$$

Row-reducing the matrix yields,

$$\begin{bmatrix} \boxed{1} & 0 & 2 & 3 & 0 \\ 0 & \boxed{1} & 1 & -1 & 0 \\ 0 & 0 & 0 & 0 & \boxed{1} \end{bmatrix}$$



With a leading 1 in the last column, the system is inconsistent (Theorem RCLS [51]), so there are no scalars  $a_1, a_2, a_3, a_4$  that will create a linear combination of the vectors in  $S$  that equal  $\mathbf{w}$ . So  $\mathbf{w} \notin \langle S \rangle$ .

**C50** Contributed by Robert Beezer Statement [122]

(a) Theorem SSNS [115] provides formulas for a set  $S$  with this property, but first we must row-reduce  $A$

$$A \xrightarrow{\text{RREF}} \begin{bmatrix} \boxed{1} & 0 & -1 & -1 \\ 0 & \boxed{1} & 1 & 2 \\ 0 & 0 & 0 & 0 \end{bmatrix}$$

$x_3$  and  $x_4$  would be the free variables in the homogeneous system  $\mathcal{LS}(A, \mathbf{0})$  and Theorem SSNS [115] provides the set  $S = \{\mathbf{z}_1, \mathbf{z}_2\}$  where

$$\mathbf{z}_1 = \begin{bmatrix} 1 \\ -1 \\ 1 \\ 0 \end{bmatrix} \quad \mathbf{z}_2 = \begin{bmatrix} 1 \\ -2 \\ 0 \\ 1 \end{bmatrix}$$

(b) Simply employ the components of the vector  $\mathbf{z}$  as the variables in the homogeneous system  $\mathcal{LS}(A, \mathbf{0})$ . The three equations of this system evaluate as follows,

$$\begin{aligned} 2(3) + 3(-5) + 1(1) + 4(2) &= 0 \\ 1(3) + 2(-5) + 1(1) + 3(2) &= 0 \\ -1(3) + 0(-5) + 1(1) + 1(2) &= 0 \end{aligned}$$

Since each result is zero,  $\mathbf{z}$  qualifies for membership in  $\mathcal{N}(A)$ .

(c) By Theorem SSNS [115] we know this must be possible (that is the moral of this exercise). Find scalars  $\alpha_1$  and  $\alpha_2$  so that

$$\alpha_1 \mathbf{z}_1 + \alpha_2 \mathbf{z}_2 = \alpha_1 \begin{bmatrix} 1 \\ -1 \\ 1 \\ 0 \end{bmatrix} + \alpha_2 \begin{bmatrix} 1 \\ -2 \\ 0 \\ 1 \end{bmatrix} = \begin{bmatrix} 3 \\ -5 \\ 1 \\ 2 \end{bmatrix} = \mathbf{z}$$

Theorem SLSLC [91] allows us to convert this question into a question about a system of four equations in two variables. The augmented matrix of this system row-reduces to

$$\begin{bmatrix} \boxed{1} & 0 & 1 \\ 0 & \boxed{1} & 2 \\ 0 & 0 & 0 \\ 0 & 0 & 0 \end{bmatrix}$$

A solution is  $\alpha_1 = 1$  and  $\alpha_2 = 2$ . (Notice too that this solution is unique!)

**C60** Contributed by Robert Beezer Statement [122]

Theorem SSNS [115] says that if we find the vector form of the solutions to the homogeneous system  $\mathcal{LS}(A, \mathbf{0})$ , then the fixed vectors (one per free variable) will have the desired property. Row-reduce  $A$ , viewing it as the augmented matrix of a homogeneous system with an invisible columns of zeros as the last column,

$$\begin{bmatrix} \boxed{1} & 0 & 4 & -5 \\ 0 & \boxed{1} & 2 & -3 \\ 0 & 0 & 0 & 0 \end{bmatrix}$$

Moving to the vector form of the solutions (Theorem VFSLC [97]), with free variables  $x_3$  and  $x_4$ , solutions to the consistent system (it is homogeneous, Theorem HSC [60]) can be expressed as

$$\begin{bmatrix} x_1 \\ x_2 \\ x_3 \\ x_4 \end{bmatrix} = x_3 \begin{bmatrix} -4 \\ -2 \\ 1 \\ 0 \end{bmatrix} + x_4 \begin{bmatrix} 5 \\ 3 \\ 0 \\ 1 \end{bmatrix}$$

Then with  $S$  given by

$$S = \left\{ \left[ \begin{array}{c} -4 \\ -2 \\ 1 \\ 0 \end{array} \right], \left[ \begin{array}{c} 5 \\ 3 \\ 0 \\ 1 \end{array} \right] \right\}$$

Theorem SSNS [115] guarantees that

$$\mathcal{N}(A) = \langle S \rangle = \left\langle \left\{ \left[ \begin{array}{c} -4 \\ -2 \\ 1 \\ 0 \end{array} \right], \left[ \begin{array}{c} 5 \\ 3 \\ 0 \\ 1 \end{array} \right] \right\} \right\rangle$$

**M21** Contributed by Robert Beezer Statement [122]

If the columns of the coefficient matrix from Archetype C [687] are named  $\mathbf{u}_1$ ,  $\mathbf{u}_2$ ,  $\mathbf{u}_3$ ,  $\mathbf{u}_4$  then we can discover the equation

$$(-2)\mathbf{u}_1 + (-3)\mathbf{u}_2 + \mathbf{u}_3 + \mathbf{u}_4 = \mathbf{0}$$

by building a homogeneous system of equations and viewing a solution to the system as scalars in a linear combination via Theorem SLSLC [91]. This particular vector equation can be rearranged to read

$$\mathbf{u}_4 = (2)\mathbf{u}_1 + (3)\mathbf{u}_2 + (-1)\mathbf{u}_3$$

This can be interpreted to mean that  $\mathbf{u}_4$  is unnecessary in  $\langle \{\mathbf{u}_1, \mathbf{u}_2, \mathbf{u}_3, \mathbf{u}_4\} \rangle$ , so that

$$\langle \{\mathbf{u}_1, \mathbf{u}_2, \mathbf{u}_3, \mathbf{u}_4\} \rangle = \langle \{\mathbf{u}_1, \mathbf{u}_2, \mathbf{u}_3\} \rangle$$

If we try to repeat this process and find a linear combination of  $\mathbf{u}_1$ ,  $\mathbf{u}_2$ ,  $\mathbf{u}_3$  that equals the zero vector, we will fail. The required homogeneous system of equations (via Theorem SLSLC [91]) has only a trivial solution, which will not provide the kind of equation we need to remove one of the three remaining vectors.

**T10** Contributed by Robert Beezer Statement [122]

This is an equality of sets, so Definition SE [660] applies.

First show that  $X = \langle \{\mathbf{v}_1, \mathbf{v}_2\} \rangle \subseteq \langle \{\mathbf{v}_1, \mathbf{v}_2, 5\mathbf{v}_1 + 3\mathbf{v}_2\} \rangle = Y$ .

Choose  $\mathbf{x} \in X$ . Then  $\mathbf{x} = a_1\mathbf{v}_1 + a_2\mathbf{v}_2$  for some scalars  $a_1$  and  $a_2$ . Then,

$$\mathbf{x} = a_1\mathbf{v}_1 + a_2\mathbf{v}_2 = a_1\mathbf{v}_1 + a_2\mathbf{v}_2 + 0(5\mathbf{v}_1 + 3\mathbf{v}_2)$$

which qualifies  $\mathbf{x}$  for membership in  $Y$ , as it is a linear combination of  $\mathbf{v}_1$ ,  $\mathbf{v}_2$ ,  $5\mathbf{v}_1 + 3\mathbf{v}_2$ .

Now show the opposite inclusion,  $Y = \langle \{\mathbf{v}_1, \mathbf{v}_2, 5\mathbf{v}_1 + 3\mathbf{v}_2\} \rangle \subseteq \langle \{\mathbf{v}_1, \mathbf{v}_2\} \rangle = X$ .

Choose  $\mathbf{y} \in Y$ . Then there are scalars  $a_1$ ,  $a_2$ ,  $a_3$  such that

$$\mathbf{y} = a_1\mathbf{v}_1 + a_2\mathbf{v}_2 + a_3(5\mathbf{v}_1 + 3\mathbf{v}_2)$$

Rearranging, we obtain,

$$\begin{aligned} \mathbf{y} &= a_1\mathbf{v}_1 + a_2\mathbf{v}_2 + a_3(5\mathbf{v}_1 + 3\mathbf{v}_2) \\ &= a_1\mathbf{v}_1 + a_2\mathbf{v}_2 + 5a_3\mathbf{v}_1 + 3a_3\mathbf{v}_2 && \text{Property DVAC [84]} \\ &= a_1\mathbf{v}_1 + 5a_3\mathbf{v}_1 + a_2\mathbf{v}_2 + 3a_3\mathbf{v}_2 && \text{Property CC [84]} \\ &= (a_1 + 5a_3)\mathbf{v}_1 + (a_2 + 3a_3)\mathbf{v}_2 && \text{Property DSAC [84]} \end{aligned}$$

This is an expression for  $\mathbf{y}$  as a linear combination of  $\mathbf{v}_1$  and  $\mathbf{v}_2$ , earning  $\mathbf{y}$  membership in  $X$ . Since  $X$  is a subset of  $Y$ , and vice versa, we see that  $X = Y$ , as desired.

**T20** Contributed by Robert Beezer Statement [122]

No matter what the elements of the set  $S$  are, we can choose the scalars in a linear combination to all be zero. Suppose that  $S = \{\mathbf{v}_1, \mathbf{v}_2, \mathbf{v}_3, \dots, \mathbf{v}_p\}$ . Then compute

$$0\mathbf{v}_1 + 0\mathbf{v}_2 + 0\mathbf{v}_3 + \dots + 0\mathbf{v}_p = \mathbf{0} + \mathbf{0} + \mathbf{0} + \dots + \mathbf{0}$$

$$= \mathbf{0}$$

But what if we choose  $S$  to be the empty set? The *convention* is that the empty sum in Definition SSCV [110] evaluates to “zero,” in this case this is the zero vector.

## Section LI

### Linear Independence

#### Subsection LISV

#### Linearly Independent Sets of Vectors

Theorem SLSLC [91] tells us that a solution to a homogeneous system of equations is a linear combination of the columns of the coefficient matrix that equals the zero vector. We used just this situation to our advantage (twice!) in Example SCAD [118] where we reduced the set of vectors used in a span construction from four down to two, by declaring certain vectors as surplus. The next two definitions will allow us to formalize this situation.

#### Definition RLDCV

#### Relation of Linear Dependence for Column Vectors

Given a set of vectors  $S = \{\mathbf{u}_1, \mathbf{u}_2, \mathbf{u}_3, \dots, \mathbf{u}_n\}$ , a true statement of the form

$$\alpha_1 \mathbf{u}_1 + \alpha_2 \mathbf{u}_2 + \alpha_3 \mathbf{u}_3 + \dots + \alpha_n \mathbf{u}_n = \mathbf{0}$$

is a **relation of linear dependence** on  $S$ . If this statement is formed in a trivial fashion, i.e.  $\alpha_i = 0, 1 \leq i \leq n$ , then we say it is the **trivial relation of linear dependence** on  $S$ .  $\triangle$

#### Definition LICV

#### Linear Independence of Column Vectors

The set of vectors  $S = \{\mathbf{u}_1, \mathbf{u}_2, \mathbf{u}_3, \dots, \mathbf{u}_n\}$  is **linearly dependent** if there is a relation of linear dependence on  $S$  that is not trivial. In the case where the *only* relation of linear dependence on  $S$  is the trivial one, then  $S$  is a **linearly independent** set of vectors.  $\triangle$

Notice that a relation of linear dependence is an *equation*. Though most of it is a linear combination, it is not a linear combination (that would be a vector). Linear independence is a property of a *set* of vectors. It is easy to take a set of vectors, and an equal number of scalars, *all zero*, and form a linear combination that equals the zero vector. When the easy way is the *only* way, then we say the set is linearly independent. Here's a couple of examples.

#### Example LDS

#### Linearly dependent set in $\mathbb{C}^5$

Consider the set of  $n = 4$  vectors from  $\mathbb{C}^5$ ,

$$S = \left\{ \begin{bmatrix} 2 \\ -1 \\ 3 \\ 1 \\ 2 \end{bmatrix}, \begin{bmatrix} 1 \\ 2 \\ -1 \\ 5 \\ 2 \end{bmatrix}, \begin{bmatrix} 2 \\ 1 \\ -3 \\ 6 \\ 1 \end{bmatrix}, \begin{bmatrix} -6 \\ 7 \\ -1 \\ 0 \\ 1 \end{bmatrix} \right\}.$$

To determine linear independence we first form a relation of linear dependence,

$$\alpha_1 \begin{bmatrix} 2 \\ -1 \\ 3 \\ 1 \\ 2 \end{bmatrix} + \alpha_2 \begin{bmatrix} 1 \\ 2 \\ -1 \\ 5 \\ 2 \end{bmatrix} + \alpha_3 \begin{bmatrix} 2 \\ 1 \\ -3 \\ 6 \\ 1 \end{bmatrix} + \alpha_4 \begin{bmatrix} -6 \\ 7 \\ -1 \\ 0 \\ 1 \end{bmatrix} = \mathbf{0}.$$

We know that  $\alpha_1 = \alpha_2 = \alpha_3 = \alpha_4 = 0$  is a solution to this equation, but that is of no interest whatsoever. That is *always* the case, no matter what four vectors we might have chosen. We are curious to know if there are other, nontrivial, solutions. Theorem SLSLC [91] tells us that we can

find such solutions as solutions to the homogeneous system  $\mathcal{LS}(A, \mathbf{0})$  where the coefficient matrix has these four vectors as columns,

$$A = \begin{bmatrix} 2 & 1 & 2 & -6 \\ -1 & 2 & 1 & 7 \\ 3 & -1 & -3 & -1 \\ 1 & 5 & 6 & 0 \\ 2 & 2 & 1 & 1 \end{bmatrix}.$$

Row-reducing this coefficient matrix yields,

$$\begin{bmatrix} \boxed{1} & 0 & 0 & -2 \\ 0 & \boxed{1} & 0 & 4 \\ 0 & 0 & \boxed{1} & -3 \\ 0 & 0 & 0 & 0 \\ 0 & 0 & 0 & 0 \end{bmatrix}.$$

We could solve this homogeneous system completely, but for this example all we need is one nontrivial solution. Setting the lone free variable to any nonzero value, such as  $x_4 = 1$ , yields the nontrivial solution

$$\mathbf{x} = \begin{bmatrix} 2 \\ -4 \\ 3 \\ 1 \end{bmatrix}.$$

completing our application of Theorem SLSLC [91], we have

$$2 \begin{bmatrix} 2 \\ -1 \\ 3 \\ 1 \\ 2 \end{bmatrix} + (-4) \begin{bmatrix} 1 \\ 2 \\ -1 \\ 5 \\ 2 \end{bmatrix} + 3 \begin{bmatrix} 2 \\ 1 \\ -3 \\ 6 \\ 1 \end{bmatrix} + 1 \begin{bmatrix} -6 \\ 7 \\ -1 \\ 0 \\ 1 \end{bmatrix} = \mathbf{0}.$$

This is a relation of linear dependence on  $S$  that is not trivial, so we conclude that  $S$  is linearly dependent.  $\square$

### Example LIS

#### Linearly independent set in $\mathbb{C}^5$

Consider the set of  $n = 4$  vectors from  $\mathbb{C}^5$ ,

$$T = \left\{ \begin{bmatrix} 2 \\ -1 \\ 3 \\ 1 \\ 2 \end{bmatrix}, \begin{bmatrix} 1 \\ 2 \\ -1 \\ 5 \\ 2 \end{bmatrix}, \begin{bmatrix} 2 \\ 1 \\ -3 \\ 6 \\ 1 \end{bmatrix}, \begin{bmatrix} -6 \\ 7 \\ -1 \\ 1 \\ 1 \end{bmatrix} \right\}.$$

To determine linear independence we first form a relation of linear dependence,

$$\alpha_1 \begin{bmatrix} 2 \\ -1 \\ 3 \\ 1 \\ 2 \end{bmatrix} + \alpha_2 \begin{bmatrix} 1 \\ 2 \\ -1 \\ 5 \\ 2 \end{bmatrix} + \alpha_3 \begin{bmatrix} 2 \\ 1 \\ -3 \\ 6 \\ 1 \end{bmatrix} + \alpha_4 \begin{bmatrix} -6 \\ 7 \\ -1 \\ 1 \\ 1 \end{bmatrix} = \mathbf{0}.$$

We know that  $\alpha_1 = \alpha_2 = \alpha_3 = \alpha_4 = 0$  is a solution to this equation, but that is of no interest whatsoever. That is *always* the case, no matter what four vectors we might have chosen. We are curious to know if there are other, nontrivial, solutions. Theorem SLSLC [91] tells us that we can

find such solutions as solution to the homogeneous system  $\mathcal{LS}(B, \mathbf{0})$  where the coefficient matrix has these four vectors as columns,

$$B = \begin{bmatrix} 2 & 1 & 2 & -6 \\ -1 & 2 & 1 & 7 \\ 3 & -1 & -3 & -1 \\ 1 & 5 & 6 & 1 \\ 2 & 2 & 1 & 1 \end{bmatrix}.$$

Row-reducing this coefficient matrix yields,

$$\begin{bmatrix} \boxed{1} & 0 & 0 & 0 \\ 0 & \boxed{1} & 0 & 0 \\ 0 & 0 & \boxed{1} & 0 \\ 0 & 0 & 0 & \boxed{1} \\ 0 & 0 & 0 & 0 \end{bmatrix}.$$

From the form of this matrix, we see that there are no free variables, so the solution is unique, and because the system is homogeneous, this unique solution is the trivial solution. So we now know that there is but one way to combine the four vectors of  $T$  into a relation of linear dependence, and that one way is the easy and obvious way. In this situation we say that the set,  $T$ , is linearly independent.  $\square$

Example LDS [129] and Example LIS [130] relied on solving a homogeneous system of equations to determine linear independence. We can codify this process in a time-saving theorem.

### Theorem LIVHS

#### Linearly Independent Vectors and Homogeneous Systems

Suppose that  $A$  is an  $m \times n$  matrix and  $S = \{\mathbf{A}_1, \mathbf{A}_2, \mathbf{A}_3, \dots, \mathbf{A}_n\}$  is the set of vectors in  $\mathbb{C}^m$  that are the columns of  $A$ . Then  $S$  is a linearly independent set if and only if the homogeneous system  $\mathcal{LS}(A, \mathbf{0})$  has a unique solution.  $\square$

**Proof** ( $\Leftarrow$ ) Suppose that  $\mathcal{LS}(A, \mathbf{0})$  has a unique solution. Since it is a homogeneous system, this solution must be the trivial solution  $\mathbf{x} = \mathbf{0}$ . By Theorem SLSLC [91], this means that the only relation of linear dependence on  $S$  is the trivial one. So  $S$  is linearly independent.

( $\Rightarrow$ ) We will prove the contrapositive. Suppose that  $\mathcal{LS}(A, \mathbf{0})$  does not have a unique solution. Since it is a homogeneous system, it is consistent (Theorem HSC [60]), and so must have infinitely many solutions (Theorem PSSLS [53]). One of these infinitely many solutions must be nontrivial (in fact, almost all of them are), so choose one. By Theorem SLSLC [91] this nontrivial solution will give a nontrivial relation of linear dependence on  $S$ , so we can conclude that  $S$  is a linearly dependent set.  $\blacksquare$

Since Theorem LIVHS [131] is an equivalence, we can use it to determine the linear independence or dependence of any set of column vectors, just by creating a corresponding matrix and analyzing the row-reduced form. Let's illustrate this with two more examples.

### Example LIHS

#### Linearly independent, homogeneous system

Is the set of vectors

$$S = \left\{ \begin{bmatrix} 2 \\ -1 \\ 3 \\ 4 \\ 2 \end{bmatrix}, \begin{bmatrix} 6 \\ 2 \\ -1 \\ 3 \\ 4 \end{bmatrix}, \begin{bmatrix} 4 \\ 3 \\ -4 \\ 5 \\ 1 \end{bmatrix} \right\}$$

linearly independent or linearly dependent?

Theorem LIVHS [131] suggests we study the matrix whose columns are the vectors in  $S$ ,

$$A = \begin{bmatrix} 2 & 6 & 4 \\ -1 & 2 & 3 \\ 3 & -1 & -4 \\ 4 & 3 & 5 \\ 2 & 4 & 1 \end{bmatrix}$$

Specifically, we are interested in the size of the solution set for the homogeneous system  $\mathcal{LS}(A, \mathbf{0})$ . Row-reducing  $A$ , we obtain

$$\begin{bmatrix} \boxed{1} & 0 & 0 \\ 0 & \boxed{1} & 0 \\ 0 & 0 & \boxed{1} \\ 0 & 0 & 0 \\ 0 & 0 & 0 \end{bmatrix}$$

Now,  $r = 3$ , so there are  $n - r = 3 - 3 = 0$  free variables and we see that  $\mathcal{LS}(A, \mathbf{0})$  has a unique solution (Theorem HSC [60], Theorem FVCS [53]). By Theorem LIVHS [131], the set  $S$  is linearly independent.  $\square$

### Example LDHS

#### Linearly dependent, homogeneous system

Is the set of vectors

$$S = \left\{ \begin{bmatrix} 2 \\ -1 \\ 3 \\ 4 \\ 2 \end{bmatrix}, \begin{bmatrix} 6 \\ 2 \\ -1 \\ 3 \\ 4 \end{bmatrix}, \begin{bmatrix} 4 \\ 3 \\ -4 \\ -1 \\ 2 \end{bmatrix} \right\}$$

linearly independent or linearly dependent?

Theorem LIVHS [131] suggests we study the matrix whose columns are the vectors in  $S$ ,

$$A = \begin{bmatrix} 2 & 6 & 4 \\ -1 & 2 & 3 \\ 3 & -1 & -4 \\ 4 & 3 & -1 \\ 2 & 4 & 2 \end{bmatrix}$$

Specifically, we are interested in the size of the solution set for the homogeneous system  $\mathcal{LS}(A, \mathbf{0})$ . Row-reducing  $A$ , we obtain

$$\begin{bmatrix} \boxed{1} & 0 & -1 \\ 0 & \boxed{1} & 1 \\ 0 & 0 & 0 \\ 0 & 0 & 0 \\ 0 & 0 & 0 \end{bmatrix}$$

Now,  $r = 2$ , so there are  $n - r = 3 - 2 = 1$  free variables and we see that  $\mathcal{LS}(A, \mathbf{0})$  has infinitely many solutions (Theorem HSC [60], Theorem FVCS [53]). By Theorem LIVHS [131], the set  $S$  is linearly dependent.  $\square$

As an equivalence, Theorem LIVHS [131] gives us a straightforward way to determine if a set of vectors is linearly independent or dependent.

Review Example LIHS [131] and Example LDHS [132]. They are very similar, differing only in the last two slots of the third vector. This resulted in slightly different matrices when row-reduced, and slightly different values of  $r$ , the number of nonzero rows. Notice, too, that we are less interested in the actual solution set, and more interested in its form or size. These observations allow us to make a slight improvement in Theorem LIVHS [131].

**Theorem LIVRN**
**Linearly Independent Vectors,  $r$  and  $n$** 

Suppose that  $A$  is an  $m \times n$  matrix and  $S = \{\mathbf{A}_1, \mathbf{A}_2, \mathbf{A}_3, \dots, \mathbf{A}_n\}$  is the set of vectors in  $\mathbb{C}^m$  that are the columns of  $A$ . Let  $B$  be a matrix in reduced row-echelon form that is row-equivalent to  $A$  and let  $r$  denote the number of non-zero rows in  $B$ . Then  $S$  is linearly independent if and only if  $n = r$ .  $\square$

**Proof** Theorem LIVHS [131] says the linear independence of  $S$  is equivalent to the homogeneous linear system  $\mathcal{LS}(A, \mathbf{0})$  having a unique solution. Since  $\mathcal{LS}(A, \mathbf{0})$  is consistent (Theorem HSC [60]) we can apply Theorem CSRN [52] to see that the solution is unique exactly when  $n = r$ .  $\blacksquare$

So now here's an example of the most straightforward way to determine if a set of column vectors is linearly independent or linearly dependent. While this method can be quick and easy, don't forget the logical progression from the definition of linear independence through homogeneous system of equations which makes it possible.

**Example LDRN**
**Linearly dependent,  $r < n$** 

Is the set of vectors

$$S = \left\{ \begin{bmatrix} 2 \\ -1 \\ 3 \\ 1 \\ 0 \\ 3 \end{bmatrix}, \begin{bmatrix} 9 \\ -6 \\ -2 \\ 3 \\ 2 \\ 1 \end{bmatrix}, \begin{bmatrix} 1 \\ 1 \\ 0 \\ 0 \\ 1 \end{bmatrix}, \begin{bmatrix} -3 \\ 1 \\ 4 \\ 2 \\ 1 \\ 2 \end{bmatrix}, \begin{bmatrix} 6 \\ -2 \\ 1 \\ 4 \\ 3 \\ 2 \end{bmatrix} \right\}$$

linearly independent or linearly dependent? Theorem LIVHS [131] suggests we place these vectors into a matrix as columns and analyze the row-reduced version of the matrix,

$$\begin{bmatrix} 2 & 9 & 1 & -3 & 6 \\ -1 & -6 & 1 & 1 & -2 \\ 3 & -2 & 1 & 4 & 1 \\ 1 & 3 & 0 & 2 & 4 \\ 0 & 2 & 0 & 1 & 3 \\ 3 & 1 & 1 & 2 & 2 \end{bmatrix} \xrightarrow{\text{RREF}} \begin{bmatrix} \boxed{1} & 0 & 0 & 0 & -1 \\ 0 & \boxed{1} & 0 & 0 & 1 \\ 0 & 0 & \boxed{1} & 0 & 2 \\ 0 & 0 & 0 & \boxed{1} & 1 \\ 0 & 0 & 0 & 0 & 0 \\ 0 & 0 & 0 & 0 & 0 \end{bmatrix}$$

Now we need only compute that  $r = 4 < 5 = n$  to recognize, via Theorem LIVHS [131] that  $S$  is a linearly dependent set. Boom!  $\boxtimes$

**Example LLDS**
**Large linearly dependent set in  $\mathbb{C}^4$** 

Consider the set of  $n = 9$  vectors from  $\mathbb{C}^4$ ,

$$R = \left\{ \begin{bmatrix} -1 \\ 3 \\ 1 \\ 2 \end{bmatrix}, \begin{bmatrix} 7 \\ 1 \\ -3 \\ 6 \end{bmatrix}, \begin{bmatrix} 1 \\ 2 \\ -1 \\ -2 \end{bmatrix}, \begin{bmatrix} 0 \\ 4 \\ 2 \\ 9 \end{bmatrix}, \begin{bmatrix} 5 \\ -2 \\ 4 \\ 3 \end{bmatrix}, \begin{bmatrix} 2 \\ 1 \\ -6 \\ 4 \end{bmatrix}, \begin{bmatrix} 3 \\ 0 \\ -3 \\ 1 \end{bmatrix}, \begin{bmatrix} 1 \\ 1 \\ 5 \\ 3 \end{bmatrix}, \begin{bmatrix} -6 \\ -1 \\ 1 \\ 1 \end{bmatrix} \right\}.$$

To employ Theorem LIVHS [131], we form a  $4 \times 9$  coefficient matrix,  $C$ ,

$$C = \begin{bmatrix} -1 & 7 & 1 & 0 & 5 & 2 & 3 & 1 & -6 \\ 3 & 1 & 2 & 4 & -2 & 1 & 0 & 1 & -1 \\ 1 & -3 & -1 & 2 & 4 & -6 & -3 & 5 & 1 \\ 2 & 6 & -2 & 9 & 3 & 4 & 1 & 3 & 1 \end{bmatrix}.$$

To determine if the homogeneous system  $\mathcal{LS}(C, \mathbf{0})$  has a unique solution or not, we would normally row-reduce this matrix. But in this particular example, we can do better. Theorem HMVEI [62] tells us that since the system is homogeneous with  $n = 9$  variables in  $m = 4$  equations, and  $n > m$ ,



there must be infinitely many solutions. Since there is not a unique solution, Theorem LIVHS [131] says the set is linearly dependent.  $\square$

The situation in Example LLDS [133] is slick enough to warrant formulating as a theorem.

### Theorem MVSLD

#### More Vectors than Size implies Linear Dependence

Suppose that  $S = \{\mathbf{u}_1, \mathbf{u}_2, \mathbf{u}_3, \dots, \mathbf{u}_n\}$  is the set of vectors in  $\mathbb{C}^m$ , and that  $n > m$ . Then  $S$  is a linearly dependent set.  $\square$

**Proof** Form the  $m \times n$  coefficient matrix  $A$  that has the column vectors  $\mathbf{u}_i$ ,  $1 \leq i \leq n$  as its columns. Consider the homogeneous system  $\mathcal{LS}(A, \mathbf{0})$ . By Theorem HMVEI [62] this system has infinitely many solutions. Since the system does not have a unique solution, Theorem LIVHS [131] says the columns of  $A$  form a linearly dependent set, which is the desired conclusion.  $\blacksquare$

## Subsection LINM

### Linear Independence and Nonsingular Matrices

---

We will now specialize to sets of  $n$  vectors from  $\mathbb{C}^n$ . This will put Theorem MVSLD [134] off-limits, while Theorem LIVHS [131] will involve square matrices. Let's begin by contrasting Archetype A [678] and Archetype B [682].

#### Example LDCAA

##### Linearly dependent columns in Archetype A

Archetype A [678] is a system of linear equations with coefficient matrix,

$$A = \begin{bmatrix} 1 & -1 & 2 \\ 2 & 1 & 1 \\ 1 & 1 & 0 \end{bmatrix}.$$

Do the columns of this matrix form a linearly independent or dependent set? By Example S [69] we know that  $A$  is singular. According to the definition of nonsingular matrices, Definition NM [69], the homogeneous system  $\mathcal{LS}(A, \mathbf{0})$  has infinitely many solutions. So by Theorem LIVHS [131], the columns of  $A$  form a linearly dependent set.  $\square$

#### Example LICAB

##### Linearly independent columns in Archetype B

Archetype B [682] is a system of linear equations with coefficient matrix,

$$B = \begin{bmatrix} -7 & -6 & -12 \\ 5 & 5 & 7 \\ 1 & 0 & 4 \end{bmatrix}.$$

Do the columns of this matrix form a linearly independent or dependent set? By Example NM [70] we know that  $B$  is nonsingular. According to the definition of nonsingular matrices, Definition NM [69], the homogeneous system  $\mathcal{LS}(A, \mathbf{0})$  has a unique solution. So by Theorem LIVHS [131], the columns of  $B$  form a linearly independent set.  $\square$

That Archetype A [678] and Archetype B [682] have opposite properties for the columns of their coefficient matrices is no accident. Here's the theorem, and then we will update our equivalences for nonsingular matrices, Theorem NME1 [73].

### Theorem NMLIC

#### Nonsingular Matrices have Linearly Independent Columns

Suppose that  $A$  is a square matrix. Then  $A$  is nonsingular if and only if the columns of  $A$  form a linearly independent set.  $\square$

**Proof** This is a proof where we can chain together equivalences, rather than proving the two halves separately.

$A$  nonsingular  $\iff \mathcal{LS}(A, \mathbf{0})$  has a unique solution

Definition NM [69]

$\iff$  columns of  $A$  are linearly independent      Theorem LIVHS [131]

■

Here's an update to Theorem NME1 [73].

### Theorem NME2

#### Nonsingular Matrix Equivalences, Round 2

Suppose that  $A$  is a square matrix. The following are equivalent.

1.  $A$  is nonsingular.
2.  $A$  row-reduces to the identity matrix.
3. The null space of  $A$  contains only the zero vector,  $\mathcal{N}(A) = \{\mathbf{0}\}$ .
4. The linear system  $\mathcal{LS}(A, \mathbf{b})$  has a unique solution for every possible choice of  $\mathbf{b}$ .
5. The columns of  $A$  form a linearly independent set.

□

**Proof** Theorem NMLIC [134] is yet another equivalence for a nonsingular matrix, so we can add it to the list in Theorem NME1 [73]. ■

## Subsection NSSLI

### Null Spaces, Spans, Linear Independence

In Subsection SS.SSNS [115] we proved Theorem SSNS [115] which provided  $n - r$  vectors that could be used with the span construction to build the entire null space of a matrix. As we have hinted in Example SCAD [118], and as we will see again going forward, linearly dependent sets carry redundant vectors with them when used in building a set as a span. Our aim now is to show that the vectors provided by Theorem SSNS [115] form a linearly independent set, so in one sense they are as efficient as possible a way to describe the null space. Notice that the vectors  $\mathbf{z}_j$ ,  $1 \leq j \leq n - r$  first appear in the vector form of solutions to arbitrary linear systems (Theorem VFSLs [97]). The exact same vectors appear again in the span construction in the conclusion of Theorem SSNS [115]. Since this second theorem specializes to homogeneous systems the only real difference is that the vector  $\mathbf{c}$  in Theorem VFSLs [97] is the zero vector for a homogeneous system. Finally, Theorem BNS [136] will now show that these same vectors are a linearly independent set. We'll set the stage for the proof of this theorem with a moderately large example. Study the example carefully, as it will make it easier to understand the proof.

#### Example LINSB

##### Linear independence of null space basis

Suppose that we are interested in the null space of the a  $3 \times 7$  matrix,  $A$ , which row-reduces to

$$B = \begin{bmatrix} \boxed{1} & 0 & -2 & 4 & 0 & 3 & 9 \\ 0 & \boxed{1} & 5 & 6 & 0 & 7 & 1 \\ 0 & 0 & 0 & 0 & \boxed{1} & 8 & -5 \end{bmatrix}$$

The set  $F = \{3, 4, 6, 7\}$  is the set of indices for our four free variables that would be used in a description of the solution set for the homogeneous system  $\mathcal{LS}(A, \mathbf{0})$ . Applying Theorem SSNS [115] we can begin to construct a set of four vectors whose span is the null space of  $A$ , a set of

vectors we will reference as  $T$ .

$$\mathcal{N}(A) = \langle T \rangle = \langle \{ \mathbf{z}_1, \mathbf{z}_2, \mathbf{z}_3, \mathbf{z}_4 \} \rangle = \left\langle \left\{ \begin{bmatrix} 1 \\ 0 \\ 0 \\ 0 \end{bmatrix}, \begin{bmatrix} 0 \\ 1 \\ 0 \\ 0 \end{bmatrix}, \begin{bmatrix} 0 \\ 0 \\ 1 \\ 0 \end{bmatrix}, \begin{bmatrix} 0 \\ 0 \\ 0 \\ 1 \end{bmatrix} \right\} \right\rangle$$

So far, we have constructed as much of these individual vectors as we can, based just on the knowledge of the contents of the set  $F$ . This has allowed us to determine the entries in slots 3, 4, 6 and 7, while we have left slots 1, 2 and 5 blank. Without doing any more, let's ask if  $T$  is linearly independent? Begin with a relation of linear dependence on  $T$ , and see what we can learn about the scalars,

$$\begin{aligned} \mathbf{0} &= \alpha_1 \mathbf{z}_1 + \alpha_2 \mathbf{z}_2 + \alpha_3 \mathbf{z}_3 + \alpha_4 \mathbf{z}_4 \\ \begin{bmatrix} 0 \\ 0 \\ 0 \\ 0 \\ 0 \\ 0 \\ 0 \end{bmatrix} &= \alpha_1 \begin{bmatrix} 1 \\ 0 \\ 0 \\ 0 \\ 0 \\ 0 \\ 0 \end{bmatrix} + \alpha_2 \begin{bmatrix} 0 \\ 1 \\ 0 \\ 0 \\ 0 \\ 0 \\ 0 \end{bmatrix} + \alpha_3 \begin{bmatrix} 0 \\ 0 \\ 1 \\ 0 \\ 0 \\ 0 \\ 0 \end{bmatrix} + \alpha_4 \begin{bmatrix} 0 \\ 0 \\ 0 \\ 1 \\ 0 \\ 0 \\ 1 \end{bmatrix} \\ &= \begin{bmatrix} \alpha_1 \\ 0 \\ 0 \\ 0 \\ 0 \\ 0 \\ 0 \end{bmatrix} + \begin{bmatrix} 0 \\ \alpha_2 \\ 0 \\ 0 \\ 0 \\ 0 \\ 0 \end{bmatrix} + \begin{bmatrix} 0 \\ 0 \\ \alpha_3 \\ 0 \\ 0 \\ 0 \\ 0 \end{bmatrix} + \begin{bmatrix} 0 \\ 0 \\ 0 \\ \alpha_4 \\ 0 \\ 0 \\ \alpha_4 \end{bmatrix} = \begin{bmatrix} \alpha_1 \\ \alpha_2 \\ \alpha_3 \\ \alpha_4 \\ \alpha_3 \\ \alpha_2 \\ \alpha_1 \end{bmatrix} \end{aligned}$$

Applying Definition CVE [82] to the two ends of this chain of equalities, we see that  $\alpha_1 = \alpha_2 = \alpha_3 = \alpha_4 = 0$ . So the only relation of linear dependence on the set  $T$  is a trivial one. By Definition LICV [129] the set  $T$  is linearly independent. The important feature of this example is how the “pattern of zeros and ones” in the four vectors led to the conclusion of linear independence.  $\square$

The proof of Theorem BNS [136] is really quite straightforward, and relies on the “pattern of zeros and ones” that arise in the vectors  $\mathbf{z}_i$ ,  $1 \leq i \leq n - r$  in the entries that correspond to the free variables. Play along with Example LINSB [135] as you study the proof. Also, take a look at Example VFSAD [92], Example VFSAI [99] and Example VFSAL [101], especially at the conclusion of Step 2 (temporarily ignore the construction of the constant vector,  $\mathbf{c}$ ). This proof is also a good first example of how to prove a conclusion that states a set is linearly independent.

### Theorem BNS

#### Basis for Null Spaces

Suppose that  $A$  is an  $m \times n$  matrix, and  $B$  is a row-equivalent matrix in reduced row-echelon form with  $r$  nonzero rows. Let  $D = \{d_1, d_2, d_3, \dots, d_r\}$  and  $F = \{f_1, f_2, f_3, \dots, f_{n-r}\}$  be the sets of column indices where  $B$  does and does not (respectively) have leading 1's. Construct the  $n - r$  vectors  $\mathbf{z}_j$ ,  $1 \leq j \leq n - r$  of size  $n$  as

$$[\mathbf{z}_j]_i = \begin{cases} 1 & \text{if } i \in F, i = f_j \\ 0 & \text{if } i \in F, i \neq f_j \\ -[B]_{k,f_j} & \text{if } i \in D, i = d_k \end{cases}$$

Define the set  $S = \{\mathbf{z}_1, \mathbf{z}_2, \mathbf{z}_3, \dots, \mathbf{z}_{n-r}\}$ . Then

1.  $\mathcal{N}(A) = \langle S \rangle$ .
2.  $S$  is a linearly independent set.

□

**Proof** Notice first that the vectors  $\mathbf{z}_j$ ,  $1 \leq j \leq n - r$  are exactly the same as the  $n - r$  vectors defined in Theorem SSNS [115]. Also, the hypotheses of Theorem SSNS [115] are the same as the hypotheses of the theorem we are currently proving. So it is then simply the conclusion of Theorem SSNS [115] that tells us that  $\mathcal{N}(A) = \langle S \rangle$ . That was the easy half, but the second part is not much harder. What is new here is the claim that  $S$  is a linearly independent set.

To prove the linear independence of a set, we need to start with a relation of linear dependence and somehow conclude that the scalars involved *must all be zero*, i.e. that the relation of linear dependence only happens in the trivial fashion. So to establish the linear independence of  $S$ , we start with

$$\alpha_1 \mathbf{z}_1 + \alpha_2 \mathbf{z}_2 + \alpha_3 \mathbf{z}_3 + \cdots + \alpha_{n-r} \mathbf{z}_{n-r} = \mathbf{0}.$$

For each  $j$ ,  $1 \leq j \leq n - r$ , consider the equality of the individual entries of the vectors on both sides of this equality in position  $f_j$ ,

$$\begin{aligned} 0 &= [\mathbf{0}]_{f_j} \\ &= [\alpha_1 \mathbf{z}_1 + \alpha_2 \mathbf{z}_2 + \alpha_3 \mathbf{z}_3 + \cdots + \alpha_{n-r} \mathbf{z}_{n-r}]_{f_j} && \text{Definition CVE [82]} \\ &= [\alpha_1 \mathbf{z}_1]_{f_j} + [\alpha_2 \mathbf{z}_2]_{f_j} + [\alpha_3 \mathbf{z}_3]_{f_j} + \cdots + [\alpha_{n-r} \mathbf{z}_{n-r}]_{f_j} && \text{Definition CVA [82]} \\ &= \alpha_1 [\mathbf{z}_1]_{f_j} + \alpha_2 [\mathbf{z}_2]_{f_j} + \alpha_3 [\mathbf{z}_3]_{f_j} + \cdots + \\ &\quad \alpha_{j-1} [\mathbf{z}_{j-1}]_{f_j} + \alpha_j [\mathbf{z}_j]_{f_j} + \alpha_{j+1} [\mathbf{z}_{j+1}]_{f_j} + \cdots + \\ &\quad \alpha_{n-r} [\mathbf{z}_{n-r}]_{f_j} && \text{Definition CVSM [83]} \\ &= \alpha_1(0) + \alpha_2(0) + \alpha_3(0) + \cdots + \\ &\quad \alpha_{j-1}(0) + \alpha_j(1) + \alpha_{j+1}(0) + \cdots + \alpha_{n-r}(0) && \text{Definition of } \mathbf{z}_j \\ &= \alpha_j \end{aligned}$$

So for all  $j$ ,  $1 \leq j \leq n - r$ , we have  $\alpha_j = 0$ , which is the conclusion that tells us that the *only* relation of linear dependence on  $S = \{\mathbf{z}_1, \mathbf{z}_2, \mathbf{z}_3, \dots, \mathbf{z}_{n-r}\}$  is the trivial one. Hence, by Definition LICV [129] the set is linearly independent, as desired. ■

### Example NSLIL

#### Null space spanned by linearly independent set, Archetype L

In Example VFSAL [101] we previewed Theorem SSNS [115] by finding a set of two vectors such that their span was the null space for the matrix in Archetype L [724]. Writing the matrix as  $L$ , we have

$$\mathcal{N}(L) = \left\langle \left\{ \begin{bmatrix} -1 \\ 2 \\ -2 \\ 1 \\ 0 \end{bmatrix}, \begin{bmatrix} 2 \\ -2 \\ 1 \\ 0 \\ 1 \end{bmatrix} \right\} \right\rangle.$$

Solving the homogeneous system  $\mathcal{LS}(L, \mathbf{0})$  resulted in recognizing  $x_4$  and  $x_5$  as the free variables. So look in entries 4 and 5 of the two vectors above and notice the pattern of zeros and ones that provides the linear independence of the set. □

**Subsection READ**  
**Reading Questions**

---

1. Let  $S$  be the set of three vectors below.

$$S = \left\{ \begin{bmatrix} 1 \\ 2 \\ -1 \end{bmatrix}, \begin{bmatrix} 3 \\ -4 \\ 2 \end{bmatrix}, \begin{bmatrix} 4 \\ -2 \\ 1 \end{bmatrix} \right\}$$

Is  $S$  linearly independent or linearly dependent? Explain why.

2. Let  $S$  be the set of three vectors below.

$$S = \left\{ \begin{bmatrix} 1 \\ -1 \\ 0 \end{bmatrix}, \begin{bmatrix} 3 \\ 2 \\ 2 \end{bmatrix}, \begin{bmatrix} 4 \\ 3 \\ -4 \end{bmatrix} \right\}$$

Is  $S$  linearly independent or linearly dependent? Explain why.

3. Based on your answer to the previous question, is the matrix below singular or nonsingular? Explain.

$$\begin{bmatrix} 1 & 3 & 4 \\ -1 & 2 & 3 \\ 0 & 2 & -4 \end{bmatrix}$$

## Subsection EXC

## Exercises

Determine if the sets of vectors in Exercises C20–C25 are linearly independent or linearly dependent.

$$\mathbf{C20} \quad \left\{ \begin{bmatrix} 1 \\ -2 \\ 1 \end{bmatrix}, \begin{bmatrix} 2 \\ -1 \\ 3 \end{bmatrix}, \begin{bmatrix} 1 \\ 5 \\ 0 \end{bmatrix} \right\}$$

Contributed by Robert Beezer Solution [143]

$$\mathbf{C21} \quad \left\{ \begin{bmatrix} -1 \\ 2 \\ 4 \\ 2 \end{bmatrix}, \begin{bmatrix} 3 \\ 3 \\ -1 \\ 3 \end{bmatrix}, \begin{bmatrix} 7 \\ 3 \\ -6 \\ 4 \end{bmatrix} \right\}$$

Contributed by Robert Beezer Solution [143]

$$\mathbf{C22} \quad \left\{ \begin{bmatrix} 1 \\ 5 \\ 1 \end{bmatrix}, \begin{bmatrix} 6 \\ -1 \\ 2 \end{bmatrix}, \begin{bmatrix} 9 \\ -3 \\ 8 \end{bmatrix}, \begin{bmatrix} 2 \\ 8 \\ -1 \end{bmatrix}, \begin{bmatrix} 3 \\ -2 \\ 0 \end{bmatrix} \right\}$$

Contributed by Robert Beezer Solution [143]

$$\mathbf{C23} \quad \left\{ \begin{bmatrix} 1 \\ -2 \\ 2 \\ 5 \\ 3 \end{bmatrix}, \begin{bmatrix} 3 \\ 3 \\ 1 \\ 2 \\ -4 \end{bmatrix}, \begin{bmatrix} 2 \\ 1 \\ 2 \\ -1 \\ 1 \end{bmatrix}, \begin{bmatrix} 1 \\ 0 \\ 1 \\ 2 \\ 2 \end{bmatrix} \right\}$$

Contributed by Robert Beezer Solution [143]

$$\mathbf{C24} \quad \left\{ \begin{bmatrix} 1 \\ 2 \\ -1 \\ 0 \\ 1 \end{bmatrix}, \begin{bmatrix} 3 \\ 2 \\ -1 \\ 2 \\ 2 \end{bmatrix}, \begin{bmatrix} 4 \\ 4 \\ -2 \\ 2 \\ 3 \end{bmatrix}, \begin{bmatrix} -1 \\ 2 \\ -1 \\ -2 \\ 0 \end{bmatrix} \right\}$$

Contributed by Robert Beezer Solution [143]

$$\mathbf{C25} \quad \left\{ \begin{bmatrix} 2 \\ 1 \\ 3 \\ -1 \\ 2 \end{bmatrix}, \begin{bmatrix} 4 \\ -2 \\ 1 \\ 3 \\ 2 \end{bmatrix}, \begin{bmatrix} 10 \\ -7 \\ 0 \\ 10 \\ 4 \end{bmatrix} \right\}$$

Contributed by Robert Beezer Solution [144]

**C30** For the matrix  $B$  below, find a set  $S$  that is linearly independent and spans the null space of  $B$ , that is,  $\mathcal{N}(B) = \langle S \rangle$ .

$$B = \begin{bmatrix} -3 & 1 & -2 & 7 \\ -1 & 2 & 1 & 4 \\ 1 & 1 & 2 & -1 \end{bmatrix}$$

Contributed by Robert Beezer Solution [144]

**C31** For the matrix  $A$  below, find a linearly independent set  $S$  so that the null space of  $A$  is spanned by  $S$ , that is,  $\mathcal{N}(A) = \langle S \rangle$ .

$$A = \begin{bmatrix} -1 & -2 & 2 & 1 & 5 \\ 1 & 2 & 1 & 1 & 5 \\ 3 & 6 & 1 & 2 & 7 \\ 2 & 4 & 0 & 1 & 2 \end{bmatrix}$$

Contributed by Robert Beezer Solution [144]

**C32** Find a set of column vectors,  $T$ , such that (1) the span of  $T$  is the null space of  $B$ ,  $\langle T \rangle = \mathcal{N}(B)$  and (2)  $T$  is a linearly independent set.

$$B = \begin{bmatrix} 2 & 1 & 1 & 1 \\ -4 & -3 & 1 & -7 \\ 1 & 1 & -1 & 3 \end{bmatrix}$$

Contributed by Robert Beezer Solution [145]

**C33** Find a set  $S$  so that  $S$  is linearly independent and  $\mathcal{N}(A) = \langle S \rangle$ , where  $\mathcal{N}(A)$  is the null space of the matrix  $A$  below.

$$A = \begin{bmatrix} 2 & 3 & 3 & 1 & 4 \\ 1 & 1 & -1 & -1 & -3 \\ 3 & 2 & -8 & -1 & 1 \end{bmatrix}$$

Contributed by Robert Beezer Solution [145]

**C50** Consider each archetype that is a system of equations and consider the solutions listed for the homogeneous version of the archetype. (If only the trivial solution is listed, then assume this is the only solution to the system.) From the solution set, determine if the columns of the coefficient matrix form a linearly independent or linearly dependent set. In the case of a linearly dependent set, use one of the sample solutions to provide a nontrivial relation of linear dependence on the set of columns of the coefficient matrix (Definition RLD [301]). Indicate when Theorem MVSLD [134] applies and connect this with the number of variables and equations in the system of equations.

Archetype A [678]

Archetype B [682]

Archetype C [687]

Archetype D [691]/Archetype E [695]

Archetype F [698]

Archetype G [703]/Archetype H [707]

Archetype I [711]

Archetype J [715]

Contributed by Robert Beezer

**C51** For each archetype that is a system of equations consider the homogeneous version. Write elements of the solution set in vector form (Theorem VFSL [97]) and from this extract the vectors  $\mathbf{z}_j$  described in Theorem BNS [136]. These vectors are used in a span construction to describe the null space of the coefficient matrix for each archetype. What does it mean when we write a null space as  $\langle \{ \} \rangle$ ?

Archetype A [678]

Archetype B [682]

Archetype C [687]

Archetype D [691]/Archetype E [695]

Archetype F [698]

Archetype G [703]/Archetype H [707]

Archetype I [711]

Archetype J [715]

Contributed by Robert Beezer

**C52** For each archetype that is a system of equations consider the homogeneous version. Sample solutions are given and a linearly independent spanning set is given for the null space of the

coefficient matrix. Write each of the sample solutions individually as a linear combination of the vectors in the spanning set for the null space of the coefficient matrix.

Archetype A [678]

Archetype B [682]

Archetype C [687]

Archetype D [691]/Archetype E [695]

Archetype F [698]

Archetype G [703]/Archetype H [707]

Archetype I [711]

Archetype J [715]

Contributed by Robert Beezer

**C60** For the matrix  $A$  below, find a set of vectors  $S$  so that (1)  $S$  is linearly independent, and (2) the span of  $S$  equals the null space of  $A$ ,  $\langle S \rangle = \mathcal{N}(A)$ . (See Exercise SS.C60 [122].)

$$A = \begin{bmatrix} 1 & 1 & 6 & -8 \\ 1 & -2 & 0 & 1 \\ -2 & 1 & -6 & 7 \end{bmatrix}$$

Contributed by Robert Beezer Solution [146]

**M50** Consider the set of vectors from  $\mathbb{C}^3$ ,  $W$ , given below. Find a set  $T$  that contains three vectors from  $W$  and such that  $W = \langle T \rangle$ .

$$W = \langle \{\mathbf{v}_1, \mathbf{v}_2, \mathbf{v}_3, \mathbf{v}_4, \mathbf{v}_5\} \rangle = \left\langle \left\{ \begin{bmatrix} 2 \\ 1 \\ 1 \end{bmatrix}, \begin{bmatrix} -1 \\ -1 \\ 1 \end{bmatrix}, \begin{bmatrix} 1 \\ 2 \\ 3 \end{bmatrix}, \begin{bmatrix} 3 \\ 1 \\ 3 \end{bmatrix}, \begin{bmatrix} 0 \\ 1 \\ -3 \end{bmatrix} \right\} \right\rangle$$

Contributed by Robert Beezer Solution [146]

**T10** Prove that if a set of vectors contains the zero vector, then the set is linearly dependent. (Ed. “The zero vector is death to linearly independent sets.”)

Contributed by Martin Jackson

**T12** Suppose that  $S$  is a linearly independent set of vectors, and  $T$  is a subset of  $S$ ,  $T \subseteq S$  (Definition SSET [659]). Prove that  $T$  is linearly independent.

Contributed by Robert Beezer

**T13** Suppose that  $T$  is a linearly dependent set of vectors, and  $T$  is a subset of  $S$ ,  $T \subseteq S$  (Definition SSET [659]). Prove that  $S$  is linearly dependent.

Contributed by Robert Beezer

**T15** Suppose that  $\{\mathbf{v}_1, \mathbf{v}_2, \mathbf{v}_3, \dots, \mathbf{v}_n\}$  is a set of vectors. Prove that

$$\{\mathbf{v}_1 - \mathbf{v}_2, \mathbf{v}_2 - \mathbf{v}_3, \mathbf{v}_3 - \mathbf{v}_4, \dots, \mathbf{v}_n - \mathbf{v}_1\}$$

is a linearly dependent set.

Contributed by Robert Beezer Solution [147]

**T20** Suppose that  $\{\mathbf{v}_1, \mathbf{v}_2, \mathbf{v}_3, \mathbf{v}_4\}$  is a linearly independent set in  $\mathbb{C}^{35}$ . Prove that

$$\{\mathbf{v}_1, \mathbf{v}_1 + \mathbf{v}_2, \mathbf{v}_1 + \mathbf{v}_2 + \mathbf{v}_3, \mathbf{v}_1 + \mathbf{v}_2 + \mathbf{v}_3 + \mathbf{v}_4\}$$

is a linearly independent set.

Contributed by Robert Beezer Solution [147]

**T50** Suppose that  $A$  is an  $m \times n$  matrix with linearly independent columns and the linear system  $\mathcal{LS}(A, \mathbf{b})$  is consistent. Show that this system has a unique solution. (Notice that we are not



requiring  $A$  to be square.)

Contributed by Robert Beezer Solution [147]

## Subsection SOL Solutions

---

**C20** Contributed by Robert Beezer Statement [139]

With three vectors from  $\mathbb{C}^3$ , we can form a square matrix by making these three vectors the columns of a matrix. We do so, and row-reduce to obtain,

$$\begin{bmatrix} \boxed{1} & 0 & 0 \\ 0 & \boxed{1} & 0 \\ 0 & 0 & \boxed{1} \end{bmatrix}$$

the  $3 \times 3$  identity matrix. So by Theorem NME2 [135] the original matrix is nonsingular and its columns are therefore a linearly independent set.

**C21** Contributed by Robert Beezer Statement [139]

Theorem LIVRN [133] says we can answer this question by putting these vectors into a matrix as columns and row-reducing. Doing this we obtain,

$$\begin{bmatrix} \boxed{1} & 0 & 0 \\ 0 & \boxed{1} & 0 \\ 0 & 0 & \boxed{1} \\ 0 & 0 & 0 \end{bmatrix}$$

With  $n = 3$  (3 vectors, 3 columns) and  $r = 3$  (3 leading 1's) we have  $n = r$  and the theorem says the vectors are linearly independent.

**C22** Contributed by Robert Beezer Statement [139]

Five vectors from  $\mathbb{C}^3$ . Theorem MVSLD [134] says the set is linearly dependent. Boom.

**C23** Contributed by Robert Beezer Statement [139]

Theorem LIVRN [133] suggests we analyze a matrix whose columns are the vectors of  $S$ ,

$$A = \begin{bmatrix} 1 & 3 & 2 & 1 \\ -2 & 3 & 1 & 0 \\ 2 & 1 & 2 & 1 \\ 5 & 2 & -1 & 2 \\ 3 & -4 & 1 & 2 \end{bmatrix}$$

Row-reducing the matrix  $A$  yields,

$$\begin{bmatrix} \boxed{1} & 0 & 0 & 0 \\ 0 & \boxed{1} & 0 & 0 \\ 0 & 0 & \boxed{1} & 0 \\ 0 & 0 & 0 & \boxed{1} \\ 0 & 0 & 0 & 0 \end{bmatrix}$$

We see that  $r = 4 = n$ , where  $r$  is the number of nonzero rows and  $n$  is the number of columns. By Theorem LIVRN [133], the set  $S$  is linearly independent.

**C24** Contributed by Robert Beezer Statement [139]

Theorem LIVRN [133] suggests we analyze a matrix whose columns are the vectors from the set,

$$A = \begin{bmatrix} 1 & 3 & 4 & -1 \\ 2 & 2 & 4 & 2 \\ -1 & -1 & -2 & -1 \\ 0 & 2 & 2 & -2 \\ 1 & 2 & 3 & 0 \end{bmatrix}$$

Row-reducing the matrix  $A$  yields,

$$\begin{bmatrix} \boxed{1} & 0 & 1 & 2 \\ 0 & \boxed{1} & 1 & -1 \\ 0 & 0 & 0 & 0 \\ 0 & 0 & 0 & 0 \\ 0 & 0 & 0 & 0 \end{bmatrix}$$

We see that  $r = 2 \neq 4 = n$ , where  $r$  is the number of nonzero rows and  $n$  is the number of columns. By Theorem LIVRN [133], the set  $S$  is linearly dependent.

**C25** Contributed by Robert Beezer Statement [139]

Theorem LIVRN [133] suggests we analyze a matrix whose columns are the vectors from the set,

$$A = \begin{bmatrix} 2 & 4 & 10 \\ 1 & -2 & -7 \\ 3 & 1 & 0 \\ -1 & 3 & 10 \\ 2 & 2 & 4 \end{bmatrix}$$

Row-reducing the matrix  $A$  yields,

$$\begin{bmatrix} \boxed{1} & 0 & -1 \\ 0 & \boxed{1} & 3 \\ 0 & 0 & 0 \\ 0 & 0 & 0 \\ 0 & 0 & 0 \end{bmatrix}$$

We see that  $r = 2 \neq 3 = n$ , where  $r$  is the number of nonzero rows and  $n$  is the number of columns. By Theorem LIVRN [133], the set  $S$  is linearly dependent.

**C30** Contributed by Robert Beezer Statement [139]

The requested set is described by Theorem BNS [136]. It is easiest to find by using the procedure of Example VFSAL [101]. Begin by row-reducing the matrix, viewing it as the coefficient matrix of a homogeneous system of equations. We obtain,

$$\begin{bmatrix} \boxed{1} & 0 & 1 & -2 \\ 0 & \boxed{1} & 1 & 1 \\ 0 & 0 & 0 & 0 \end{bmatrix}$$

Now build the vector form of the solutions to this homogeneous system (Theorem VFSLs [97]). The free variables are  $x_3$  and  $x_4$ , corresponding to the columns without leading 1's,

$$\begin{bmatrix} x_1 \\ x_2 \\ x_3 \\ x_4 \end{bmatrix} = x_3 \begin{bmatrix} -1 \\ -1 \\ 1 \\ 0 \end{bmatrix} + x_4 \begin{bmatrix} 2 \\ -1 \\ 0 \\ 1 \end{bmatrix}$$

The desired set  $S$  is simply the constant vectors in this expression, and these are the vectors  $\mathbf{z}_1$  and  $\mathbf{z}_2$  described by Theorem BNS [136].

$$S = \left\{ \begin{bmatrix} -1 \\ -1 \\ 1 \\ 0 \end{bmatrix}, \begin{bmatrix} 2 \\ -1 \\ 0 \\ 1 \end{bmatrix} \right\}$$

**C31** Contributed by Robert Beezer Statement [139]

Theorem BNS [136] provides formulas for  $n - r$  vectors that will meet the requirements of this question. These vectors are the same ones listed in Theorem VFSLs [97] when we solve the homogeneous system  $\mathcal{LS}(A, \mathbf{0})$ , whose solution set is the null space (Definition NSM [62]).

To apply Theorem BNS [136] or Theorem VFSLs [97] we first row-reduce the matrix, resulting in

$$B = \begin{bmatrix} \boxed{1} & 2 & 0 & 0 & 3 \\ 0 & 0 & \boxed{1} & 0 & 6 \\ 0 & 0 & 0 & \boxed{1} & -4 \\ 0 & 0 & 0 & 0 & 0 \end{bmatrix}$$

So we see that  $n - r = 5 - 3 = 2$  and  $F = \{2, 5\}$ , so the vector form of a generic solution vector is

$$\begin{bmatrix} x_1 \\ x_2 \\ x_3 \\ x_4 \\ x_5 \end{bmatrix} = x_2 \begin{bmatrix} -2 \\ 1 \\ 0 \\ 0 \\ 0 \end{bmatrix} + x_5 \begin{bmatrix} -3 \\ 0 \\ -6 \\ 4 \\ 1 \end{bmatrix}$$

So we have

$$\mathcal{N}(A) = \left\langle \left\{ \begin{bmatrix} -2 \\ 1 \\ 0 \\ 0 \\ 0 \end{bmatrix}, \begin{bmatrix} -3 \\ 0 \\ -6 \\ 4 \\ 1 \end{bmatrix} \right\} \right\rangle$$

**C32** Contributed by Robert Beezer Statement [140]

The conclusion of Theorem BNS [136] gives us everything this question asks for. We need the reduced row-echelon form of the matrix so we can determine the number of vectors in  $T$ , and their entries.

$$\begin{bmatrix} 2 & 1 & 1 & 1 \\ -4 & -3 & 1 & -7 \\ 1 & 1 & -1 & 3 \end{bmatrix} \xrightarrow{\text{RREF}} \begin{bmatrix} \boxed{1} & 0 & 2 & -2 \\ 0 & \boxed{1} & -3 & 5 \\ 0 & 0 & 0 & 0 \end{bmatrix}$$

We can build the set  $T$  in immediately via Theorem BNS [136], but we will illustrate its construction in two steps. Since  $F = \{3, 4\}$ , we will have two vectors and can distribute strategically placed ones, and many zeros. Then we distribute the negatives of the appropriate entries of the non-pivot columns of the reduced row-echelon matrix.

$$T = \left\{ \left\{ \begin{bmatrix} 1 \\ 1 \\ 0 \end{bmatrix}, \begin{bmatrix} 0 \\ 0 \\ 1 \end{bmatrix} \right\} \right\} \quad T = \left\{ \left\{ \begin{bmatrix} -2 \\ 3 \\ 1 \\ 0 \end{bmatrix}, \begin{bmatrix} 2 \\ -5 \\ 0 \\ 1 \end{bmatrix} \right\} \right\}$$

**C33** Contributed by Robert Beezer Statement [140]

A direct application of Theorem BNS [136] will provide the desired set. We require the reduced row-echelon form of  $A$ .

$$\begin{bmatrix} 2 & 3 & 3 & 1 & 4 \\ 1 & 1 & -1 & -1 & -3 \\ 3 & 2 & -8 & -1 & 1 \end{bmatrix} \xrightarrow{\text{RREF}} \begin{bmatrix} \boxed{1} & 0 & -6 & 0 & 3 \\ 0 & \boxed{1} & 5 & 0 & -2 \\ 0 & 0 & 0 & \boxed{1} & 4 \end{bmatrix}$$

The non-pivot columns have indices  $F = \{3, 5\}$ . We build the desired set in two steps, first placing the requisite zeros and ones in locations based on  $F$ , then placing the negatives of the entries of columns 3 and 5 in the proper locations. This is all specified in Theorem BNS [136].

$$S = \left\{ \left\{ \begin{bmatrix} 1 \\ 1 \\ 0 \end{bmatrix}, \begin{bmatrix} 0 \\ 0 \\ 1 \end{bmatrix} \right\} \right\} = \left\{ \left\{ \begin{bmatrix} 6 \\ -5 \\ 1 \\ 0 \\ 0 \end{bmatrix}, \begin{bmatrix} -3 \\ 2 \\ 0 \\ -4 \\ 1 \end{bmatrix} \right\} \right\}$$

**C60** Contributed by Robert Beezer Statement [141]

Theorem BNS [136] says that if we find the vector form of the solutions to the homogeneous system  $\mathcal{LS}(A, \mathbf{0})$ , then the fixed vectors (one per free variable) will have the desired properties. Row-reduce  $A$ , viewing it as the augmented matrix of a homogeneous system with an invisible columns of zeros as the last column,

$$\left[ \begin{array}{cccc} \boxed{1} & 0 & 4 & -5 \\ 0 & \boxed{1} & 2 & -3 \\ 0 & 0 & 0 & 0 \end{array} \right]$$

Moving to the vector form of the solutions (Theorem VFSL [97]), with free variables  $x_3$  and  $x_4$ , solutions to the consistent system (it is homogeneous, Theorem HSC [60]) can be expressed as

$$\begin{bmatrix} x_1 \\ x_2 \\ x_3 \\ x_4 \end{bmatrix} = x_3 \begin{bmatrix} -4 \\ -2 \\ 1 \\ 0 \end{bmatrix} + x_4 \begin{bmatrix} 5 \\ 3 \\ 0 \\ 1 \end{bmatrix}$$

Then with  $S$  given by

$$S = \left\{ \begin{bmatrix} -4 \\ -2 \\ 1 \\ 0 \end{bmatrix}, \begin{bmatrix} 5 \\ 3 \\ 0 \\ 1 \end{bmatrix} \right\}$$

Theorem BNS [136] guarantees the set has the desired properties.

**M50** Contributed by Robert Beezer Statement [141]

We want to first find some relations of linear dependence on  $\{\mathbf{v}_1, \mathbf{v}_2, \mathbf{v}_3, \mathbf{v}_4, \mathbf{v}_5\}$  that will allow us to “kick out” some vectors, in the spirit of Example SCAD [118]. To find relations of linear dependence, we formulate a matrix  $A$  whose columns are  $\mathbf{v}_1, \mathbf{v}_2, \mathbf{v}_3, \mathbf{v}_4, \mathbf{v}_5$ . Then we consider the homogeneous system of equations  $\mathcal{LS}(A, \mathbf{0})$  by row-reducing its coefficient matrix (remember that if we formulated the augmented matrix we would just add a column of zeros). After row-reducing, we obtain

$$\left[ \begin{array}{ccccc} \boxed{1} & 0 & 0 & 2 & -1 \\ 0 & \boxed{1} & 0 & 1 & -2 \\ 0 & 0 & \boxed{1} & 0 & 0 \end{array} \right]$$

From this we that solutions can be obtained employing the free variables  $x_4$  and  $x_5$ . With appropriate choices we will be able to conclude that vectors  $\mathbf{v}_4$  and  $\mathbf{v}_5$  are unnecessary for creating  $W$  via a span. By Theorem SLSLC [91] the choice of free variables below lead to solutions and linear combinations, which are then rearranged.

$$\begin{aligned} x_4 = 1, x_5 = 0 &\Rightarrow (-2)\mathbf{v}_1 + (-1)\mathbf{v}_2 + (0)\mathbf{v}_3 + (1)\mathbf{v}_4 + (0)\mathbf{v}_5 = \mathbf{0} &\Rightarrow \mathbf{v}_4 = 2\mathbf{v}_1 + \mathbf{v}_2 \\ x_4 = 0, x_5 = 1 &\Rightarrow (1)\mathbf{v}_1 + (2)\mathbf{v}_2 + (0)\mathbf{v}_3 + (0)\mathbf{v}_4 + (1)\mathbf{v}_5 = \mathbf{0} &\Rightarrow \mathbf{v}_5 = -\mathbf{v}_1 - 2\mathbf{v}_2 \end{aligned}$$

Since  $\mathbf{v}_4$  and  $\mathbf{v}_5$  can be expressed as linear combinations of  $\mathbf{v}_1$  and  $\mathbf{v}_2$  we can say that  $\mathbf{v}_4$  and  $\mathbf{v}_5$  are not needed for the linear combinations used to build  $W$  (a claim that we could establish carefully with a pair of set equality arguments). Thus

$$W = \langle \{\mathbf{v}_1, \mathbf{v}_2, \mathbf{v}_3\} \rangle = \left\langle \left\{ \begin{bmatrix} 2 \\ 1 \\ 1 \end{bmatrix}, \begin{bmatrix} -1 \\ -1 \\ 1 \end{bmatrix}, \begin{bmatrix} 1 \\ 2 \\ 3 \end{bmatrix} \right\} \right\rangle$$

That the  $\{\mathbf{v}_1, \mathbf{v}_2, \mathbf{v}_3\}$  is linearly independent set can be established quickly with Theorem LIVRN [133].

There are other answers to this question, but notice that any nontrivial linear combination of  $\mathbf{v}_1, \mathbf{v}_2, \mathbf{v}_3, \mathbf{v}_4, \mathbf{v}_5$  will have a zero coefficient on  $\mathbf{v}_3$ , so this vector can never be eliminated from the set used to build the span.

**T15** Contributed by Robert Beezer Statement [141]

Consider the following linear combination

$$\begin{aligned} & 1(\mathbf{v}_1 - \mathbf{v}_2) + 1(\mathbf{v}_2 - \mathbf{v}_3) + 1(\mathbf{v}_3 - \mathbf{v}_4) + \cdots + 1(\mathbf{v}_n - \mathbf{v}_1) \\ &= \mathbf{v}_1 - \mathbf{v}_2 + \mathbf{v}_2 - \mathbf{v}_3 + \mathbf{v}_3 - \mathbf{v}_4 + \cdots + \mathbf{v}_n - \mathbf{v}_1 \\ &= \mathbf{v}_1 + \mathbf{0} + \mathbf{0} + \cdots + \mathbf{0} - \mathbf{v}_1 \\ &= \mathbf{0} \end{aligned}$$

This is a nontrivial relation of linear dependence (Definition RLDCV [129]), so by Definition LICV [129] the set is linearly dependent.

**T20** Contributed by Robert Beezer Statement [141]

Our hypothesis and our conclusion use the term linear independence, so it will get a workout. To establish linear independence, we begin with the definition (Definition LICV [129]) and write a relation of linear dependence (Definition RLDCV [129]),

$$\alpha_1(\mathbf{v}_1) + \alpha_2(\mathbf{v}_1 + \mathbf{v}_2) + \alpha_3(\mathbf{v}_1 + \mathbf{v}_2 + \mathbf{v}_3) + \alpha_4(\mathbf{v}_1 + \mathbf{v}_2 + \mathbf{v}_3 + \mathbf{v}_4) = \mathbf{0}$$

Using the distributive and commutative properties of vector addition and scalar multiplication (Theorem VSPCV [84]) this equation can be rearranged as

$$(\alpha_1 + \alpha_2 + \alpha_3 + \alpha_4)\mathbf{v}_1 + (\alpha_2 + \alpha_3 + \alpha_4)\mathbf{v}_2 + (\alpha_3 + \alpha_4)\mathbf{v}_3 + (\alpha_4)\mathbf{v}_4 = \mathbf{0}$$

However, this is a relation of linear dependence (Definition RLDCV [129]) on a linearly independent set,  $\{\mathbf{v}_1, \mathbf{v}_2, \mathbf{v}_3, \mathbf{v}_4\}$  (this was our lone hypothesis). By the definition of linear independence (Definition LICV [129]) the scalars must all be zero. This is the homogeneous system of equations,

$$\begin{aligned} \alpha_1 + \alpha_2 + \alpha_3 + \alpha_4 &= 0 \\ \alpha_2 + \alpha_3 + \alpha_4 &= 0 \\ \alpha_3 + \alpha_4 &= 0 \\ \alpha_4 &= 0 \end{aligned}$$

Row-reducing the coefficient matrix of this system (or backsolving) gives the conclusion

$$\alpha_1 = 0 \qquad \alpha_2 = 0 \qquad \alpha_3 = 0 \qquad \alpha_4 = 0$$

This means, by Definition LICV [129], that the original set

$$\{\mathbf{v}_1, \mathbf{v}_1 + \mathbf{v}_2, \mathbf{v}_1 + \mathbf{v}_2 + \mathbf{v}_3, \mathbf{v}_1 + \mathbf{v}_2 + \mathbf{v}_3 + \mathbf{v}_4\}$$

is linearly independent.

**T50** Contributed by Robert Beezer Statement [141]

Let  $A = [\mathbf{A}_1 | \mathbf{A}_2 | \mathbf{A}_3 | \cdots | \mathbf{A}_n]$ .  $\mathcal{LS}(A, \mathbf{b})$  is consistent, so we know the system has at least one solution (Definition CS [48]). We would like to show that there are no more than one solution to the system. Employing Technique U [669], suppose that  $\mathbf{x}$  and  $\mathbf{y}$  are two solution vectors for  $\mathcal{LS}(A, \mathbf{b})$ . By Theorem SLSLC [91] we know we can write,

$$\begin{aligned} \mathbf{b} &= [\mathbf{x}]_1 A_1 + [\mathbf{x}]_2 A_2 + [\mathbf{x}]_3 A_3 + \cdots + [\mathbf{x}]_n A_n \\ \mathbf{b} &= [\mathbf{y}]_1 A_1 + [\mathbf{y}]_2 A_2 + [\mathbf{y}]_3 A_3 + \cdots + [\mathbf{y}]_n A_n \end{aligned}$$

Then

$$\begin{aligned} \mathbf{0} &= \mathbf{b} - \mathbf{b} \\ &= ([\mathbf{x}]_1 A_1 + [\mathbf{x}]_2 A_2 + \cdots + [\mathbf{x}]_n A_n) - ([\mathbf{y}]_1 A_1 + [\mathbf{y}]_2 A_2 + \cdots + [\mathbf{y}]_n A_n) \\ &= ([\mathbf{x}]_1 - [\mathbf{y}]_1) A_1 + ([\mathbf{x}]_2 - [\mathbf{y}]_2) A_2 + \cdots + ([\mathbf{x}]_n - [\mathbf{y}]_n) A_n \end{aligned}$$

This is a relation of linear dependence (Definition RLDCV [129]) on a linearly independent set (the columns of  $A$ ). So the scalars *must* all be zero,

$$[\mathbf{x}]_1 - [\mathbf{y}]_1 = 0 \qquad [\mathbf{x}]_2 - [\mathbf{y}]_2 = 0 \qquad \dots \qquad [\mathbf{x}]_n - [\mathbf{y}]_n = 0$$

Rearranging these equations yields the statement that  $[\mathbf{x}]_i = [\mathbf{y}]_i$ , for  $1 \leq i \leq n$ . However, this is exactly how we define vector equality (Definition CVE [82]), so  $\mathbf{x} = \mathbf{y}$  and the system has only one solution.

## Section LDS

### Linear Dependence and Spans

In any linearly dependent set there is always one vector that can be written as a linear combination of the others. This is the substance of the upcoming Theorem DLDS [149]. Perhaps this will explain the use of the word “dependent.” In a linearly dependent set, at least one vector “depends” on the others (via a linear combination).

Indeed, because Theorem DLDS [149] is an equivalence (Technique E [666]) some authors use this condition as a definition (Technique D [663]) of linear dependence. Then linear independence is defined as the logical opposite of linear dependence. Of course, we have *chosen* to take Definition LICV [129] as our definition, and then follow with Theorem DLDS [149] as a theorem.

### Subsection LDSS

#### Linearly Dependent Sets and Spans

If we use a linearly dependent set to construct a span, then we can *always* create the same infinite set with a starting set that is one vector smaller in size. We will illustrate this behavior in Example RSC5 [150]. However, this will not be possible if we build a span from a linearly independent set. So in a certain sense, using a linearly independent set to formulate a span is the best possible way — there aren’t any extra vectors being used to build up all the necessary linear combinations. OK, here’s the theorem, and then the example.

#### Theorem DLDS

##### Dependency in Linearly Dependent Sets

Suppose that  $S = \{\mathbf{u}_1, \mathbf{u}_2, \mathbf{u}_3, \dots, \mathbf{u}_n\}$  is a set of vectors. Then  $S$  is a linearly dependent set if and only if there is an index  $t$ ,  $1 \leq t \leq n$  such that  $\mathbf{u}_t$  is a linear combination of the vectors  $\mathbf{u}_1, \mathbf{u}_2, \mathbf{u}_3, \dots, \mathbf{u}_{t-1}, \mathbf{u}_{t+1}, \dots, \mathbf{u}_n$ .  $\square$

**Proof** ( $\Rightarrow$ ) Suppose that  $S$  is linearly dependent, so there exists a nontrivial relation of linear dependence by Definition LICV [129]. That is, there are scalars,  $\alpha_i$ ,  $1 \leq i \leq n$ , which are not all zero, such that

$$\alpha_1 \mathbf{u}_1 + \alpha_2 \mathbf{u}_2 + \alpha_3 \mathbf{u}_3 + \dots + \alpha_n \mathbf{u}_n = \mathbf{0}.$$

Since the  $\alpha_i$  cannot all be zero, choose one, say  $\alpha_t$ , that is nonzero. Then,

$$\begin{aligned} \mathbf{u}_t &= \frac{-1}{\alpha_t} (-\alpha_t \mathbf{u}_t) && \text{Property MICN [657]} \\ &= \frac{-1}{\alpha_t} (\alpha_1 \mathbf{u}_1 + \dots + \alpha_{t-1} \mathbf{u}_{t-1} + \alpha_{t+1} \mathbf{u}_{t+1} + \dots + \alpha_n \mathbf{u}_n) && \text{Theorem VSPCV [84]} \\ &= \frac{-\alpha_1}{\alpha_t} \mathbf{u}_1 + \dots + \frac{-\alpha_{t-1}}{\alpha_t} \mathbf{u}_{t-1} + \frac{-\alpha_{t+1}}{\alpha_t} \mathbf{u}_{t+1} + \dots + \frac{-\alpha_n}{\alpha_t} \mathbf{u}_n && \text{Theorem VSPCV [84]} \end{aligned}$$

Since the values of  $\frac{\alpha_i}{\alpha_t}$  are again scalars, we have expressed  $\mathbf{u}_t$  as a linear combination of the other elements of  $S$ .

( $\Leftarrow$ ) Assume that the vector  $\mathbf{u}_t$  is a linear combination of the other vectors in  $S$ . Write this linear combination, denoting the relevant scalars as  $\beta_1, \beta_2, \dots, \beta_{t-1}, \beta_{t+1}, \dots, \beta_n$ , as

$$\mathbf{u}_t = \beta_1 \mathbf{u}_1 + \beta_2 \mathbf{u}_2 + \dots + \beta_{t-1} \mathbf{u}_{t-1} + \beta_{t+1} \mathbf{u}_{t+1} + \dots + \beta_n \mathbf{u}_n$$

Then we have

$$\begin{aligned} &\beta_1 \mathbf{u}_1 + \dots + \beta_{t-1} \mathbf{u}_{t-1} + (-1) \mathbf{u}_t + \beta_{t+1} \mathbf{u}_{t+1} + \dots + \beta_n \mathbf{u}_n \\ &= \mathbf{u}_t + (-1) \mathbf{u}_t && \text{Theorem VSPCV [84]} \\ &= (1 + (-1)) \mathbf{u}_t && \text{Property DSAC [84]} \end{aligned}$$



$$= 0\mathbf{u}_t$$

$$= \mathbf{0}$$

Property AICN [657]

Definition CVSM [83]

So the scalars  $\beta_1, \beta_2, \beta_3, \dots, \beta_{t-1}, \beta_t = -1, \beta_{t+1}, \dots, \beta_n$  provide a *nontrivial* linear combination of the vectors in  $S$ , thus establishing that  $S$  is a linearly dependent set (Definition LICV [129]). ■

This theorem can be used, sometimes repeatedly, to whittle down the size of a set of vectors used in a span construction. We have seen some of this already in Example SCAD [118], but in the next example we will detail some of the subtleties.

### Example RSC5

#### Reducing a span in $\mathbb{C}^5$

Consider the set of  $n = 4$  vectors from  $\mathbb{C}^5$ ,

$$R = \{\mathbf{v}_1, \mathbf{v}_2, \mathbf{v}_3, \mathbf{v}_4\} = \left\{ \begin{bmatrix} 1 \\ 2 \\ -1 \\ 3 \\ 2 \end{bmatrix}, \begin{bmatrix} 2 \\ 1 \\ 3 \\ 1 \\ 2 \end{bmatrix}, \begin{bmatrix} 0 \\ -7 \\ 6 \\ -11 \\ -2 \end{bmatrix}, \begin{bmatrix} 4 \\ 1 \\ 2 \\ 1 \\ 6 \end{bmatrix} \right\}$$

and define  $V = \langle R \rangle$ .

To employ Theorem LIVHS [131], we form a  $5 \times 4$  coefficient matrix,  $D$ ,

$$D = \begin{bmatrix} 1 & 2 & 0 & 4 \\ 2 & 1 & -7 & 1 \\ -1 & 3 & 6 & 2 \\ 3 & 1 & -11 & 1 \\ 2 & 2 & -2 & 6 \end{bmatrix}$$

and row-reduce to understand solutions to the homogeneous system  $\mathcal{LS}(D, \mathbf{0})$ ,

$$\begin{bmatrix} \boxed{1} & 0 & 0 & 4 \\ 0 & \boxed{1} & 0 & 0 \\ 0 & 0 & \boxed{1} & 1 \\ 0 & 0 & 0 & 0 \\ 0 & 0 & 0 & 0 \end{bmatrix}.$$

We can find infinitely many solutions to this system, most of them nontrivial, and we choose any one we like to build a relation of linear dependence on  $R$ . Let's begin with  $x_4 = 1$ , to find the solution

$$\begin{bmatrix} -4 \\ 0 \\ -1 \\ 1 \end{bmatrix}.$$

So we can write the relation of linear dependence,

$$(-4)\mathbf{v}_1 + 0\mathbf{v}_2 + (-1)\mathbf{v}_3 + 1\mathbf{v}_4 = \mathbf{0}.$$

Theorem DLDS [149] guarantees that we can solve this relation of linear dependence for *some* vector in  $R$ , but the choice of which one is up to us. Notice however that  $\mathbf{v}_2$  has a zero coefficient. In this case, we cannot choose to solve for  $\mathbf{v}_2$ . Maybe some other relation of linear dependence would produce a nonzero coefficient for  $\mathbf{v}_2$  if we just had to solve for this vector. Unfortunately, this example has been engineered to *always* produce a zero coefficient here, as you can see from solving the homogeneous system. Every solution has  $x_2 = 0$ !

OK, if we are convinced that we cannot solve for  $\mathbf{v}_2$ , let's instead solve for  $\mathbf{v}_3$ ,

$$\mathbf{v}_3 = (-4)\mathbf{v}_1 + 0\mathbf{v}_2 + 1\mathbf{v}_4 = (-4)\mathbf{v}_1 + 1\mathbf{v}_4.$$

We now claim that this particular equation will allow us to write

$$V = \langle R \rangle = \langle \{\mathbf{v}_1, \mathbf{v}_2, \mathbf{v}_3, \mathbf{v}_4\} \rangle = \langle \{\mathbf{v}_1, \mathbf{v}_2, \mathbf{v}_4\} \rangle$$

in essence declaring  $\mathbf{v}_3$  as surplus for the task of building  $V$  as a span. This claim is an equality of two sets, so we will use Definition SE [660] to establish it carefully. Let  $R' = \{\mathbf{v}_1, \mathbf{v}_2, \mathbf{v}_4\}$  and  $V' = \langle R' \rangle$ . We want to show that  $V = V'$ .

First show that  $V' \subseteq V$ . Since every vector of  $R'$  is in  $R$ , any vector we can construct in  $V'$  as a linear combination of vectors from  $R'$  can also be constructed as a vector in  $V$  by the same linear combination of the same vectors in  $R$ . That was easy, now turn it around.

Next show that  $V \subseteq V'$ . Choose any  $\mathbf{v}$  from  $V$ . Then there are scalars  $\alpha_1, \alpha_2, \alpha_3, \alpha_4$  so that

$$\begin{aligned} \mathbf{v} &= \alpha_1 \mathbf{v}_1 + \alpha_2 \mathbf{v}_2 + \alpha_3 \mathbf{v}_3 + \alpha_4 \mathbf{v}_4 \\ &= \alpha_1 \mathbf{v}_1 + \alpha_2 \mathbf{v}_2 + \alpha_3 ((-4)\mathbf{v}_1 + 1\mathbf{v}_4) + \alpha_4 \mathbf{v}_4 \\ &= \alpha_1 \mathbf{v}_1 + \alpha_2 \mathbf{v}_2 + ((-4\alpha_3)\mathbf{v}_1 + \alpha_3 \mathbf{v}_4) + \alpha_4 \mathbf{v}_4 \\ &= (\alpha_1 - 4\alpha_3) \mathbf{v}_1 + \alpha_2 \mathbf{v}_2 + (\alpha_3 + \alpha_4) \mathbf{v}_4. \end{aligned}$$

This equation says that  $\mathbf{v}$  can then be written as a linear combination of the vectors in  $R'$  and hence qualifies for membership in  $V'$ . So  $V \subseteq V'$  and we have established that  $V = V'$ .

If  $R'$  was also linearly dependent (it is not), we could reduce the set even further. Notice that we could have chosen to eliminate any one of  $\mathbf{v}_1, \mathbf{v}_3$  or  $\mathbf{v}_4$ , but somehow  $\mathbf{v}_2$  is essential to the creation of  $V$  since it cannot be replaced by any linear combination of  $\mathbf{v}_1, \mathbf{v}_3$  or  $\mathbf{v}_4$ .  $\square$

## Subsection COV Casting Out Vectors

In Example RSC5 [150] we used four vectors to create a span. With a relation of linear dependence in hand, we were able to “toss-out” one of these four vectors and create the same span from a subset of just three vectors from the original set of four. We did have to take some care as to just which vector we tossed-out. In the next example, we will be more methodical about just how we choose to eliminate vectors from a linearly dependent set while preserving a span.

### Example COV Casting out vectors

We begin with a set  $S$  containing seven vectors from  $\mathbb{C}^4$ ,

$$S = \left\{ \begin{bmatrix} 1 \\ 2 \\ 0 \\ -1 \end{bmatrix}, \begin{bmatrix} 4 \\ 8 \\ 0 \\ -4 \end{bmatrix}, \begin{bmatrix} 0 \\ -1 \\ 2 \\ 2 \end{bmatrix}, \begin{bmatrix} -1 \\ 3 \\ -3 \\ 4 \end{bmatrix}, \begin{bmatrix} 0 \\ 9 \\ -4 \\ 8 \end{bmatrix}, \begin{bmatrix} 7 \\ -13 \\ 12 \\ -31 \end{bmatrix}, \begin{bmatrix} -9 \\ 7 \\ -8 \\ 37 \end{bmatrix} \right\}$$

and define  $W = \langle S \rangle$ . The set  $S$  is obviously linearly dependent by Theorem MVSLD [134], since we have  $n = 7$  vectors from  $\mathbb{C}^4$ . So we can slim down  $S$  some, and still create  $W$  as the span of a smaller set of vectors. As a device for identifying relations of linear dependence among the vectors of  $S$ , we place the seven column vectors of  $S$  into a matrix as columns,

$$A = [\mathbf{A}_1 | \mathbf{A}_2 | \mathbf{A}_3 | \dots | \mathbf{A}_7] = \begin{bmatrix} 1 & 4 & 0 & -1 & 0 & 7 & -9 \\ 2 & 8 & -1 & 3 & 9 & -13 & 7 \\ 0 & 0 & 2 & -3 & -4 & 12 & -8 \\ -1 & -4 & 2 & 4 & 8 & -31 & 37 \end{bmatrix}$$

By Theorem SLSLC [91] a nontrivial solution to  $\mathcal{LS}(A, \mathbf{0})$  will give us a nontrivial relation of linear dependence (Definition RLDCV [129]) on the columns of  $A$  (which are the elements of the set  $S$ ).

The row-reduced form for  $A$  is the matrix

$$B = \begin{bmatrix} \boxed{1} & 4 & 0 & 0 & 2 & 1 & -3 \\ 0 & 0 & \boxed{1} & 0 & 1 & -3 & 5 \\ 0 & 0 & 0 & \boxed{1} & 2 & -6 & 6 \\ 0 & 0 & 0 & 0 & 0 & 0 & 0 \end{bmatrix}$$

so we can easily create solutions to the homogeneous system  $\mathcal{LS}(A, \mathbf{0})$  using the free variables  $x_2, x_5, x_6, x_7$ . Any such solution will correspond to a relation of linear dependence on the columns of  $B$ . These solutions will allow us to solve for one column vector as a linear combination of some others, in the spirit of Theorem DLDS [149], and remove that vector from the set. We'll set about forming these linear combinations methodically. Set the free variable  $x_2$  to one, and set the other free variables to zero. Then a solution to  $\mathcal{LS}(A, \mathbf{0})$  is

$$\mathbf{x} = \begin{bmatrix} -4 \\ 1 \\ 0 \\ 0 \\ 0 \\ 0 \\ 0 \end{bmatrix}$$

which can be used to create the linear combination

$$(-4)\mathbf{A}_1 + 1\mathbf{A}_2 + 0\mathbf{A}_3 + 0\mathbf{A}_4 + 0\mathbf{A}_5 + 0\mathbf{A}_6 + 0\mathbf{A}_7 = \mathbf{0}$$

This can then be arranged and solved for  $\mathbf{A}_2$ , resulting in  $\mathbf{A}_2$  expressed as a linear combination of  $\{\mathbf{A}_1, \mathbf{A}_3, \mathbf{A}_4\}$ ,

$$\mathbf{A}_2 = 4\mathbf{A}_1 + 0\mathbf{A}_3 + 0\mathbf{A}_4$$

This means that  $\mathbf{A}_2$  is surplus, and we can create  $W$  just as well with a smaller set with this vector removed,

$$W = \langle \{\mathbf{A}_1, \mathbf{A}_3, \mathbf{A}_4, \mathbf{A}_5, \mathbf{A}_6, \mathbf{A}_7\} \rangle$$

Technically, this set equality for  $W$  requires a proof, in the spirit of Example RSC5 [150], but we will bypass this requirement here, and in the next few paragraphs.

Now, set the free variable  $x_5$  to one, and set the other free variables to zero. Then a solution to  $\mathcal{LS}(B, \mathbf{0})$  is

$$\mathbf{x} = \begin{bmatrix} -2 \\ 0 \\ -1 \\ -2 \\ 1 \\ 0 \\ 0 \end{bmatrix}$$

which can be used to create the linear combination

$$(-2)\mathbf{A}_1 + 0\mathbf{A}_2 + (-1)\mathbf{A}_3 + (-2)\mathbf{A}_4 + 1\mathbf{A}_5 + 0\mathbf{A}_6 + 0\mathbf{A}_7 = \mathbf{0}$$

This can then be arranged and solved for  $\mathbf{A}_5$ , resulting in  $\mathbf{A}_5$  expressed as a linear combination of  $\{\mathbf{A}_1, \mathbf{A}_3, \mathbf{A}_4\}$ ,

$$\mathbf{A}_5 = 2\mathbf{A}_1 + 1\mathbf{A}_3 + 2\mathbf{A}_4$$

This means that  $\mathbf{A}_5$  is surplus, and we can create  $W$  just as well with a smaller set with this vector removed,

$$W = \langle \{\mathbf{A}_1, \mathbf{A}_3, \mathbf{A}_4, \mathbf{A}_6, \mathbf{A}_7\} \rangle$$

Do it again, set the free variable  $x_6$  to one, and set the other free variables to zero. Then a solution to  $\mathcal{LS}(B, \mathbf{0})$  is

$$\mathbf{x} = \begin{bmatrix} -1 \\ 0 \\ 3 \\ 6 \\ 0 \\ 1 \\ 0 \end{bmatrix}$$

which can be used to create the linear combination

$$(-1)\mathbf{A}_1 + 0\mathbf{A}_2 + 3\mathbf{A}_3 + 6\mathbf{A}_4 + 0\mathbf{A}_5 + 1\mathbf{A}_6 + 0\mathbf{A}_7 = \mathbf{0}$$

This can then be arranged and solved for  $\mathbf{A}_6$ , resulting in  $\mathbf{A}_6$  expressed as a linear combination of  $\{\mathbf{A}_1, \mathbf{A}_3, \mathbf{A}_4\}$ ,

$$\mathbf{A}_6 = 1\mathbf{A}_1 + (-3)\mathbf{A}_3 + (-6)\mathbf{A}_4$$

This means that  $\mathbf{A}_6$  is surplus, and we can create  $W$  just as well with a smaller set with this vector removed,

$$W = \langle \{\mathbf{A}_1, \mathbf{A}_3, \mathbf{A}_4, \mathbf{A}_7\} \rangle$$

Set the free variable  $x_7$  to one, and set the other free variables to zero. Then a solution to  $\mathcal{LS}(B, \mathbf{0})$  is

$$\mathbf{x} = \begin{bmatrix} 3 \\ 0 \\ -5 \\ -6 \\ 0 \\ 0 \\ 1 \end{bmatrix}$$

which can be used to create the linear combination

$$3\mathbf{A}_1 + 0\mathbf{A}_2 + (-5)\mathbf{A}_3 + (-6)\mathbf{A}_4 + 0\mathbf{A}_5 + 0\mathbf{A}_6 + 1\mathbf{A}_7 = \mathbf{0}$$

This can then be arranged and solved for  $\mathbf{A}_7$ , resulting in  $\mathbf{A}_7$  expressed as a linear combination of  $\{\mathbf{A}_1, \mathbf{A}_3, \mathbf{A}_4\}$ ,

$$\mathbf{A}_7 = (-3)\mathbf{A}_1 + 5\mathbf{A}_3 + 6\mathbf{A}_4$$

This means that  $\mathbf{A}_7$  is surplus, and we can create  $W$  just as well with a smaller set with this vector removed,

$$W = \langle \{\mathbf{A}_1, \mathbf{A}_3, \mathbf{A}_4\} \rangle$$

You might think we could keep this up, but we have run out of free variables. And not coincidentally, the set  $\{\mathbf{A}_1, \mathbf{A}_3, \mathbf{A}_4\}$  is linearly independent (check this!). It should be clear how each free variable was used to eliminate the corresponding column from the set used to span the column space, as this will be the essence of the proof of the next theorem. The column vectors in  $S$  were not chosen entirely at random, they are the columns of Archetype I [711]. See if you can mimic this example using the columns of Archetype J [715]. Go ahead, we'll go grab a cup of coffee and be back before you finish up.

For extra credit, notice that the vector

$$\mathbf{b} = \begin{bmatrix} 3 \\ 9 \\ 1 \\ 4 \end{bmatrix}$$

is the vector of constants in the definition of Archetype I [711]. Since the system  $\mathcal{LS}(A, \mathbf{b})$  is consistent, we know by Theorem SLSLC [91] that  $\mathbf{b}$  is a linear combination of the columns of  $A$ , or

stated equivalently,  $\mathbf{b} \in W$ . This means that  $\mathbf{b}$  must also be a linear combination of just the three columns  $\mathbf{A}_1, \mathbf{A}_3, \mathbf{A}_4$ . Can you find such a linear combination? Did you notice that there is just a single (unique) answer? HmMMM.  $\square$

Example COV [151] deserves your careful attention, since this important example motivates the following very fundamental theorem.

**Theorem BS**

**Basis of a Span**

Suppose that  $S = \{\mathbf{v}_1, \mathbf{v}_2, \mathbf{v}_3, \dots, \mathbf{v}_n\}$  is a set of column vectors. Define  $W = \langle S \rangle$  and let  $A$  be the matrix whose columns are the vectors from  $S$ . Let  $B$  be the reduced row-echelon form of  $A$ , with  $D = \{d_1, d_2, d_3, \dots, d_r\}$  the set of column indices corresponding to the pivot columns of  $B$ . Then

1.  $T = \{\mathbf{v}_{d_1}, \mathbf{v}_{d_2}, \mathbf{v}_{d_3}, \dots, \mathbf{v}_{d_r}\}$  is a linearly independent set.
2.  $W = \langle T \rangle$ .

$\square$

**Proof** To prove that  $T$  is linearly independent, begin with a relation of linear dependence on  $T$ ,

$$\mathbf{0} = \alpha_1 \mathbf{v}_{d_1} + \alpha_2 \mathbf{v}_{d_2} + \alpha_3 \mathbf{v}_{d_3} + \dots + \alpha_r \mathbf{v}_{d_r}$$

and we will try to conclude that the only possibility for the scalars  $\alpha_i$  is that they are all zero. Denote the non-pivot columns of  $B$  by  $F = \{f_1, f_2, f_3, \dots, f_{n-r}\}$ . Then we can preserve the equality by adding a big fat zero to the linear combination,

$$\mathbf{0} = \alpha_1 \mathbf{v}_{d_1} + \alpha_2 \mathbf{v}_{d_2} + \alpha_3 \mathbf{v}_{d_3} + \dots + \alpha_r \mathbf{v}_{d_r} + 0\mathbf{v}_{f_1} + 0\mathbf{v}_{f_2} + 0\mathbf{v}_{f_3} + \dots + 0\mathbf{v}_{f_{n-r}}$$

By Theorem SLSLC [91], the scalars in this linear combination (suitably reordered) are a solution to the homogeneous system  $\mathcal{LS}(A, \mathbf{0})$ . But notice that this is the solution obtained by setting each free variable to zero. If we consider the description of a solution vector in the conclusion of Theorem VFSLC [97], in the case of a homogeneous system, then we see that if all the free variables are set to zero the resulting solution vector is trivial (all zeros). So it must be that  $\alpha_i = 0, 1 \leq i \leq r$ . This implies by Definition LICV [129] that  $T$  is a linearly independent set.

The second conclusion of this theorem is an equality of sets (Definition SE [660]). Since  $T$  is a subset of  $S$ , any linear combination of elements of the set  $T$  can also be viewed as a linear combination of elements of the set  $S$ . So  $\langle T \rangle \subseteq \langle S \rangle = W$ . It remains to prove that  $W = \langle S \rangle \subseteq \langle T \rangle$ .

For each  $k, 1 \leq k \leq n-r$ , form a solution  $\mathbf{x}$  to  $\mathcal{LS}(A, \mathbf{0})$  by setting the free variables as follows:

$$x_{f_1} = 0 \quad x_{f_2} = 0 \quad x_{f_3} = 0 \quad \dots \quad x_{f_k} = 1 \quad \dots \quad x_{f_{n-r}} = 0$$

By Theorem VFSLC [97], the remainder of this solution vector is given by,

$$x_{d_1} = -[B]_{1,f_k} \quad x_{d_2} = -[B]_{2,f_k} \quad x_{d_3} = -[B]_{3,f_k} \quad \dots \quad x_{d_r} = -[B]_{r,f_k}$$

From this solution, we obtain a relation of linear dependence on the columns of  $A$ ,

$$-[B]_{1,f_k} \mathbf{v}_{d_1} - [B]_{2,f_k} \mathbf{v}_{d_2} - [B]_{3,f_k} \mathbf{v}_{d_3} - \dots - [B]_{r,f_k} \mathbf{v}_{d_r} + 1\mathbf{v}_{f_k} = \mathbf{0}$$

which can be arranged as the equality

$$\mathbf{v}_{f_k} = [B]_{1,f_k} \mathbf{v}_{d_1} + [B]_{2,f_k} \mathbf{v}_{d_2} + [B]_{3,f_k} \mathbf{v}_{d_3} + \dots + [B]_{r,f_k} \mathbf{v}_{d_r}$$

Now, suppose we take an arbitrary element,  $\mathbf{w}$ , of  $W = \langle S \rangle$  and write it as a linear combination of the elements of  $S$ , but with the terms organized according to the indices in  $D$  and  $F$ ,

$$\mathbf{w} = \alpha_1 \mathbf{v}_{d_1} + \alpha_2 \mathbf{v}_{d_2} + \alpha_3 \mathbf{v}_{d_3} + \dots + \alpha_r \mathbf{v}_{d_r} + \beta_1 \mathbf{v}_{f_1} + \beta_2 \mathbf{v}_{f_2} + \beta_3 \mathbf{v}_{f_3} + \dots + \beta_{n-r} \mathbf{v}_{f_{n-r}}$$

From the above, we can replace each  $\mathbf{v}_{f_j}$  by a linear combination of the  $\mathbf{v}_{d_i}$ ,

$$\begin{aligned} \mathbf{w} &= \alpha_1 \mathbf{v}_{d_1} + \alpha_2 \mathbf{v}_{d_2} + \alpha_3 \mathbf{v}_{d_3} + \dots + \alpha_r \mathbf{v}_{d_r} + \\ &\quad \beta_1 \left( [B]_{1,f_1} \mathbf{v}_{d_1} + [B]_{2,f_1} \mathbf{v}_{d_2} + [B]_{3,f_1} \mathbf{v}_{d_3} + \dots + [B]_{r,f_1} \mathbf{v}_{d_r} \right) + \\ &\quad \beta_2 \left( [B]_{1,f_2} \mathbf{v}_{d_1} + [B]_{2,f_2} \mathbf{v}_{d_2} + [B]_{3,f_2} \mathbf{v}_{d_3} + \dots + [B]_{r,f_2} \mathbf{v}_{d_r} \right) + \\ &\quad \beta_3 \left( [B]_{1,f_3} \mathbf{v}_{d_1} + [B]_{2,f_3} \mathbf{v}_{d_2} + [B]_{3,f_3} \mathbf{v}_{d_3} + \dots + [B]_{r,f_3} \mathbf{v}_{d_r} \right) + \\ &\quad \vdots \\ &\quad \beta_{n-r} \left( [B]_{1,f_{n-r}} \mathbf{v}_{d_1} + [B]_{2,f_{n-r}} \mathbf{v}_{d_2} + [B]_{3,f_{n-r}} \mathbf{v}_{d_3} + \dots + [B]_{r,f_{n-r}} \mathbf{v}_{d_r} \right) \end{aligned}$$

With repeated applications of several of the properties of Theorem VSPCV [84] we can rearrange this expression as,

$$\begin{aligned} &= \left( \alpha_1 + \beta_1 [B]_{1,f_1} + \beta_2 [B]_{1,f_2} + \beta_3 [B]_{1,f_3} + \dots + \beta_{n-r} [B]_{1,f_{n-r}} \right) \mathbf{v}_{d_1} + \\ &\quad \left( \alpha_2 + \beta_1 [B]_{2,f_1} + \beta_2 [B]_{2,f_2} + \beta_3 [B]_{2,f_3} + \dots + \beta_{n-r} [B]_{2,f_{n-r}} \right) \mathbf{v}_{d_2} + \\ &\quad \left( \alpha_3 + \beta_1 [B]_{3,f_1} + \beta_2 [B]_{3,f_2} + \beta_3 [B]_{3,f_3} + \dots + \beta_{n-r} [B]_{3,f_{n-r}} \right) \mathbf{v}_{d_3} + \\ &\quad \vdots \\ &\quad \left( \alpha_r + \beta_1 [B]_{r,f_1} + \beta_2 [B]_{r,f_2} + \beta_3 [B]_{r,f_3} + \dots + \beta_{n-r} [B]_{r,f_{n-r}} \right) \mathbf{v}_{d_r} \end{aligned}$$

This mess expresses the vector  $\mathbf{w}$  as a linear combination of the vectors in

$$T = \{ \mathbf{v}_{d_1}, \mathbf{v}_{d_2}, \mathbf{v}_{d_3}, \dots, \mathbf{v}_{d_r} \}$$

thus saying that  $\mathbf{w} \in \langle T \rangle$ . Therefore,  $W = \langle S \rangle \subseteq \langle T \rangle$ . ■

In Example COV [151], we tossed-out vectors one at a time. But in each instance, we rewrote the offending vector as a linear combination of those vectors that corresponded to the pivot columns of the reduced row-echelon form of the matrix of columns. In the proof of Theorem BS [154], we accomplish this reduction in one big step. In Example COV [151] we arrived at a linearly independent set at exactly the same moment that we ran out of free variables to exploit. This was not a coincidence, it is the substance of our conclusion of linear independence in Theorem BS [154].

Here's a straightforward application of Theorem BS [154].

#### Example RSC4

##### Reducing a span in $\mathbb{C}^4$

Begin with a set of five vectors from  $\mathbb{C}^4$ ,

$$S = \left\{ \begin{bmatrix} 1 \\ 1 \\ 2 \\ 1 \end{bmatrix}, \begin{bmatrix} 2 \\ 2 \\ 4 \\ 2 \end{bmatrix}, \begin{bmatrix} 2 \\ 0 \\ -1 \\ 1 \end{bmatrix}, \begin{bmatrix} 7 \\ 1 \\ -1 \\ 4 \end{bmatrix}, \begin{bmatrix} 0 \\ 2 \\ 5 \\ 1 \end{bmatrix} \right\}$$

and let  $W = \langle S \rangle$ . To arrive at a (smaller) linearly independent set, follow the procedure described in Theorem BS [154]. Place the vectors from  $S$  into a matrix as columns, and row-reduce,

$$\begin{bmatrix} 1 & 2 & 2 & 7 & 0 \\ 1 & 2 & 0 & 1 & 2 \\ 2 & 4 & -1 & -1 & 5 \\ 1 & 2 & 1 & 4 & 1 \end{bmatrix} \xrightarrow{\text{RREF}} \begin{bmatrix} \boxed{1} & 2 & 0 & 1 & 2 \\ 0 & 0 & \boxed{1} & 3 & -1 \\ 0 & 0 & 0 & 0 & 0 \\ 0 & 0 & 0 & 0 & 0 \end{bmatrix}$$

Columns 1 and 3 are the pivot columns ( $D = \{1, 3\}$ ) so the set

$$T = \left\{ \begin{bmatrix} 1 \\ 1 \\ 2 \\ 1 \end{bmatrix}, \begin{bmatrix} 2 \\ 0 \\ -1 \\ 1 \end{bmatrix} \right\}$$

is linearly independent and  $\langle T \rangle = \langle S \rangle = W$ . Boom!

Since the reduced row-echelon form of a matrix is unique (Theorem RREFU [30]), the procedure of Theorem BS [154] leads us to a unique set  $T$ . However, there is a wide variety of possibilities for sets  $T$  that are linearly independent and which can be employed in a span to create  $W$ . Without proof, we list two other possibilities:

$$T' = \left\{ \begin{bmatrix} 2 \\ 2 \\ 4 \\ 2 \end{bmatrix}, \begin{bmatrix} 2 \\ 0 \\ -1 \\ 1 \end{bmatrix} \right\}$$

$$T^* = \left\{ \begin{bmatrix} 3 \\ 1 \\ 1 \\ 2 \end{bmatrix}, \begin{bmatrix} -1 \\ 1 \\ 3 \\ 0 \end{bmatrix} \right\}$$

Can you prove that  $T'$  and  $T^*$  are linearly independent sets and  $W = \langle S \rangle = \langle T' \rangle = \langle T^* \rangle$ ?  $\square$

### Example RES

#### Reworking elements of a span

Begin with a set of five vectors from  $\mathbb{C}^4$ ,

$$R = \left\{ \begin{bmatrix} 2 \\ 1 \\ 3 \\ 2 \end{bmatrix}, \begin{bmatrix} -1 \\ 1 \\ 0 \\ 1 \end{bmatrix}, \begin{bmatrix} -8 \\ -1 \\ -9 \\ -4 \end{bmatrix}, \begin{bmatrix} 3 \\ 1 \\ -1 \\ -2 \end{bmatrix}, \begin{bmatrix} -10 \\ -1 \\ -1 \\ 4 \end{bmatrix} \right\}$$

It is easy to create elements of  $X = \langle R \rangle$  — we will create one at random,

$$\mathbf{y} = 6 \begin{bmatrix} 2 \\ 1 \\ 3 \\ 2 \end{bmatrix} + (-7) \begin{bmatrix} -1 \\ 1 \\ 0 \\ 1 \end{bmatrix} + 1 \begin{bmatrix} -8 \\ -1 \\ -9 \\ -4 \end{bmatrix} + 6 \begin{bmatrix} 3 \\ 1 \\ -1 \\ -2 \end{bmatrix} + 2 \begin{bmatrix} -10 \\ -1 \\ -1 \\ 4 \end{bmatrix} = \begin{bmatrix} 9 \\ 2 \\ 1 \\ -3 \end{bmatrix}$$

We know we can replace  $R$  by a smaller set (since it is obviously linearly dependent by Theorem MVSLD [134]) that will create the same span. Here goes,

$$\begin{bmatrix} 2 & -1 & -8 & 3 & -10 \\ 1 & 1 & -1 & 1 & -1 \\ 3 & 0 & -9 & -1 & -1 \\ 2 & 1 & -4 & -2 & 4 \end{bmatrix} \xrightarrow{\text{RREF}} \begin{bmatrix} \boxed{1} & 0 & -3 & 0 & -1 \\ 0 & \boxed{1} & 2 & 0 & 2 \\ 0 & 0 & 0 & \boxed{1} & -2 \\ 0 & 0 & 0 & 0 & 0 \end{bmatrix}$$

So, if we collect the first, second and fourth vectors from  $R$ ,

$$P = \left\{ \begin{bmatrix} 2 \\ 1 \\ 3 \\ 2 \end{bmatrix}, \begin{bmatrix} -1 \\ 1 \\ 0 \\ 1 \end{bmatrix}, \begin{bmatrix} 3 \\ 1 \\ -1 \\ -2 \end{bmatrix} \right\}$$

then  $P$  is linearly independent and  $\langle P \rangle = \langle R \rangle = X$  by Theorem BS [154]. Since we built  $\mathbf{y}$  as an element of  $\langle R \rangle$  it must also be an element of  $\langle P \rangle$ . Can we write  $\mathbf{y}$  as a linear combination of just the

three vectors in  $P$ ? The answer is, of course, yes. But let's compute an explicit linear combination just for fun. By Theorem SLSLC [91] we can get such a linear combination by solving a system of equations with the column vectors of  $R$  as the columns of a coefficient matrix, and  $\mathbf{y}$  as the vector of constants. Employing an augmented matrix to solve this system,

$$\left[ \begin{array}{cccc|cccc} 2 & -1 & 3 & 9 & 1 & 0 & 0 & 1 \\ 1 & 1 & 1 & 2 & 0 & 1 & 0 & -1 \\ 3 & 0 & -1 & 1 & 0 & 0 & 1 & 2 \\ 2 & 1 & -2 & -3 & 0 & 0 & 0 & 0 \end{array} \right] \xrightarrow{\text{RREF}} \left[ \begin{array}{cccc|cccc} 1 & 0 & 0 & 1 & 0 & 0 & 0 & 1 \\ 0 & 1 & 0 & -1 & 0 & 0 & 1 & 2 \\ 0 & 0 & 1 & 2 & 0 & 0 & 0 & 0 \\ 0 & 0 & 0 & 0 & 0 & 0 & 0 & 0 \end{array} \right]$$

So we see, as expected, that

$$1 \begin{bmatrix} 2 \\ 1 \\ 3 \\ 2 \end{bmatrix} + (-1) \begin{bmatrix} -1 \\ 1 \\ 0 \\ 1 \end{bmatrix} + 2 \begin{bmatrix} 3 \\ 1 \\ -1 \\ -2 \end{bmatrix} = \begin{bmatrix} 9 \\ 2 \\ 1 \\ -3 \end{bmatrix} = \mathbf{y}$$

A key feature of this example is that the linear combination that expresses  $\mathbf{y}$  as a linear combination of the vectors in  $P$  is unique. This is a consequence of the linear independence of  $P$ . The linearly independent set  $P$  is smaller than  $R$ , but still just (barely) big enough to create elements of the set  $X = \langle R \rangle$ . There are many, many ways to write  $\mathbf{y}$  as a linear combination of the five vectors in  $R$  (the appropriate system of equations to verify this claim has two free variables in the description of the solution set), yet there is precisely one way to write  $\mathbf{y}$  as a linear combination of the three vectors in  $P$ .  $\square$

## Subsection READ Reading Questions

- Let  $S$  be the linearly dependent set of three vectors below.

$$S = \left\{ \begin{bmatrix} 1 \\ 10 \\ 100 \\ 1000 \end{bmatrix}, \begin{bmatrix} 1 \\ 1 \\ 1 \\ 1 \end{bmatrix}, \begin{bmatrix} 5 \\ 23 \\ 203 \\ 2003 \end{bmatrix} \right\}$$

Write one vector from  $S$  as a linear combination of the other two (you should be able to do this on sight, rather than doing some computations). Convert this expression into a nontrivial relation of linear dependence on  $S$ .

- Explain why the word “dependent” is used in the definition of linear dependence.
- Suppose that  $Y = \langle P \rangle = \langle Q \rangle$ , where  $P$  is a linearly dependent set and  $Q$  is linearly independent. Would you rather use  $P$  or  $Q$  to describe  $Y$ ? Why?



## Subsection EXC

### Exercises

**C20** Let  $T$  be the set of columns of the matrix  $B$  below. Define  $W = \langle T \rangle$ . Find a set  $R$  so that (1)  $R$  has 3 vectors, (2)  $R$  is a subset of  $T$ , and (3)  $W = \langle R \rangle$ .

$$B = \begin{bmatrix} -3 & 1 & -2 & 7 \\ -1 & 2 & 1 & 4 \\ 1 & 1 & 2 & -1 \end{bmatrix}$$

Contributed by Robert Beezer Solution [160]

**C40** Verify that the set  $R' = \{\mathbf{v}_1, \mathbf{v}_2, \mathbf{v}_4\}$  at the end of Example RSC5 [150] is linearly independent.

Contributed by Robert Beezer

**C50** Consider the set of vectors from  $\mathbb{C}^3$ ,  $W$ , given below. Find a linearly independent set  $T$  that contains three vectors from  $W$  and such that  $\langle W \rangle = \langle T \rangle$ .

$$W = \{\mathbf{v}_1, \mathbf{v}_2, \mathbf{v}_3, \mathbf{v}_4, \mathbf{v}_5\} = \left\{ \begin{bmatrix} 2 \\ 1 \\ 1 \end{bmatrix}, \begin{bmatrix} -1 \\ -1 \\ 1 \end{bmatrix}, \begin{bmatrix} 1 \\ 2 \\ 3 \end{bmatrix}, \begin{bmatrix} 3 \\ 1 \\ 3 \end{bmatrix}, \begin{bmatrix} 0 \\ 1 \\ -3 \end{bmatrix} \right\}$$

Contributed by Robert Beezer Solution [160]

**C51** Given the set  $S$  below, find a linearly independent set  $T$  so that  $\langle T \rangle = \langle S \rangle$ .

$$S = \left\{ \begin{bmatrix} 2 \\ -1 \\ 2 \end{bmatrix}, \begin{bmatrix} 3 \\ 0 \\ 1 \end{bmatrix}, \begin{bmatrix} 1 \\ 1 \\ -1 \end{bmatrix}, \begin{bmatrix} 5 \\ -1 \\ 3 \end{bmatrix} \right\}$$

Contributed by Robert Beezer Solution [160]

**C52** Let  $W$  be the span of the set of vectors  $S$  below,  $W = \langle S \rangle$ . Find a set  $T$  so that 1) the span of  $T$  is  $W$ ,  $\langle T \rangle = W$ , (2)  $T$  is a linearly independent set, and (3)  $T$  is a subset of  $S$ . (15 points)

$$S = \left\{ \begin{bmatrix} 1 \\ 2 \\ -1 \end{bmatrix}, \begin{bmatrix} 2 \\ -3 \\ 1 \end{bmatrix}, \begin{bmatrix} 4 \\ 1 \\ -1 \end{bmatrix}, \begin{bmatrix} 3 \\ 1 \\ 1 \end{bmatrix}, \begin{bmatrix} 3 \\ -1 \\ 0 \end{bmatrix} \right\}$$

Contributed by Robert Beezer Solution [160]

**C55** Let  $T$  be the set of vectors  $T = \left\{ \begin{bmatrix} 1 \\ -1 \\ 2 \end{bmatrix}, \begin{bmatrix} 3 \\ 0 \\ 1 \end{bmatrix}, \begin{bmatrix} 4 \\ 2 \\ 3 \end{bmatrix}, \begin{bmatrix} 3 \\ 0 \\ 6 \end{bmatrix} \right\}$ . Find two different subsets

of  $T$ , named  $R$  and  $S$ , so that  $R$  and  $S$  each contain three vectors, and so that  $\langle R \rangle = \langle T \rangle$  and  $\langle S \rangle = \langle T \rangle$ . Prove that both  $R$  and  $S$  are linearly independent.

Contributed by Robert Beezer Solution [161]

**C70** Reprise Example RES [156] by creating a new version of the vector  $\mathbf{y}$ . In other words, form a new, different linear combination of the vectors in  $R$  to create a new vector  $\mathbf{y}$  (but do not simplify the problem too much by choosing any of the five new scalars to be zero). Then express this new  $\mathbf{y}$  as a combination of the vectors in  $P$ .

Contributed by Robert Beezer

**M10** At the conclusion of Example RSC4 [155] two alternative solutions, sets  $T'$  and  $T^*$ , are proposed. Verify these claims by proving that  $\langle T \rangle = \langle T' \rangle$  and  $\langle T \rangle = \langle T^* \rangle$ .

Contributed by Robert Beezer

**T40** Suppose that  $\mathbf{v}_1$  and  $\mathbf{v}_2$  are any two vectors from  $\mathbb{C}^m$ . Prove the following set equality.

$$\langle \{\mathbf{v}_1, \mathbf{v}_2\} \rangle = \langle \{\mathbf{v}_1 + \mathbf{v}_2, \mathbf{v}_1 - \mathbf{v}_2\} \rangle$$

Contributed by Robert Beezer    Solution [161]

## Subsection SOL Solutions

**C20** Contributed by Robert Beezer Statement [158]

Let  $T = \{\mathbf{w}_1, \mathbf{w}_2, \mathbf{w}_3, \mathbf{w}_4\}$ . The vector  $\begin{bmatrix} 2 \\ -1 \\ 0 \\ 1 \end{bmatrix}$  is a solution to the homogeneous system with the matrix  $B$  as the coefficient matrix (check this!). By Theorem SLSLC [91] it provides the scalars for a linear combination of the columns of  $B$  (the vectors in  $T$ ) that equals the zero vector, a relation of linear dependence on  $T$ ,

$$2\mathbf{w}_1 + (-1)\mathbf{w}_2 + (1)\mathbf{w}_4 = \mathbf{0}$$

We can rearrange this equation by solving for  $\mathbf{w}_4$ ,

$$\mathbf{w}_4 = (-2)\mathbf{w}_1 + \mathbf{w}_2$$

This equation tells us that the vector  $\mathbf{w}_4$  is superfluous in the span construction that creates  $W$ . So  $W = \langle \{\mathbf{w}_1, \mathbf{w}_2, \mathbf{w}_3\} \rangle$ . The requested set is  $R = \{\mathbf{w}_1, \mathbf{w}_2, \mathbf{w}_3\}$ .

**C50** Contributed by Robert Beezer Statement [158]

To apply Theorem BS [154], we formulate a matrix  $A$  whose columns are  $\mathbf{v}_1, \mathbf{v}_2, \mathbf{v}_3, \mathbf{v}_4, \mathbf{v}_5$ . Then we row-reduce  $A$ . After row-reducing, we obtain

$$\begin{bmatrix} \boxed{1} & 0 & 0 & 2 & -1 \\ 0 & \boxed{1} & 0 & 1 & -2 \\ 0 & 0 & \boxed{1} & 0 & 0 \end{bmatrix}$$

From this we see that the pivot columns are  $D = \{1, 2, 3\}$ . Thus

$$T = \{\mathbf{v}_1, \mathbf{v}_2, \mathbf{v}_3\} = \left\{ \begin{bmatrix} 2 \\ 1 \\ 1 \end{bmatrix}, \begin{bmatrix} -1 \\ -1 \\ 1 \end{bmatrix}, \begin{bmatrix} 1 \\ 2 \\ 3 \end{bmatrix} \right\}$$

is a linearly independent set and  $\langle T \rangle = W$ . Compare this problem with Exercise LI.M50 [141].

**C51** Contributed by Robert Beezer Statement [158]

Theorem BS [154] says we can make a matrix with these four vectors as columns, row-reduce, and just keep the columns with indices in the set  $D$ . Here we go, forming the relevant matrix and row-reducing,

$$\begin{bmatrix} 2 & 3 & 1 & 5 \\ -1 & 0 & 1 & -1 \\ 2 & 1 & -1 & 3 \end{bmatrix} \xrightarrow{\text{RREF}} \begin{bmatrix} \boxed{1} & 0 & -1 & 1 \\ 0 & \boxed{1} & 1 & 1 \\ 0 & 0 & 0 & 0 \end{bmatrix}$$

Analyzing the row-reduced version of this matrix, we see that the first two columns are pivot columns, so  $D = \{1, 2\}$ . Theorem BS [154] says we need only “keep” the first two columns to create a set with the requisite properties,

$$T = \left\{ \begin{bmatrix} 2 \\ -1 \\ 2 \end{bmatrix}, \begin{bmatrix} 3 \\ 0 \\ 1 \end{bmatrix} \right\}$$

**C52** Contributed by Robert Beezer Statement [158]

This is a straight setup for the conclusion of Theorem BS [154]. The hypotheses of this theorem tell us to pack the vectors of  $W$  into the columns of a matrix and row-reduce,

$$\begin{bmatrix} 1 & 2 & 4 & 3 & 3 \\ 2 & -3 & 1 & 1 & -1 \\ -1 & 1 & -1 & 1 & 0 \end{bmatrix} \xrightarrow{\text{RREF}} \begin{bmatrix} \boxed{1} & 0 & 2 & 0 & 1 \\ 0 & \boxed{1} & 1 & 0 & 1 \\ 0 & 0 & 0 & \boxed{1} & 0 \end{bmatrix}$$

Pivot columns have indices  $D = \{1, 2, 4\}$ . Theorem BS [154] tells us to form  $T$  with columns 1, 2 and 4 of  $S$ ,

$$S = \left\{ \begin{bmatrix} 1 \\ 2 \\ -1 \end{bmatrix}, \begin{bmatrix} 2 \\ -3 \\ 1 \end{bmatrix}, \begin{bmatrix} 3 \\ 1 \\ 1 \end{bmatrix} \right\}$$

**C55** Contributed by Robert Beezer Statement [158]

Let  $A$  be the matrix whose columns are the vectors in  $T$ . Then row-reduce  $A$ ,

$$A \xrightarrow{\text{RREF}} B = \begin{bmatrix} \boxed{1} & 0 & 0 & 2 \\ 0 & \boxed{1} & 0 & -1 \\ 0 & 0 & \boxed{1} & 1 \end{bmatrix}$$

From Theorem BS [154] we can form  $R$  by choosing the columns of  $A$  that correspond to the pivot columns of  $B$ . Theorem BS [154] also guarantees that  $R$  will be linearly independent.

$$R = \left\{ \begin{bmatrix} 1 \\ -1 \\ 2 \end{bmatrix}, \begin{bmatrix} 3 \\ 0 \\ 1 \end{bmatrix}, \begin{bmatrix} 4 \\ 2 \\ 3 \end{bmatrix} \right\}$$

That was easy. To find  $S$  will require a bit more work. From  $B$  we can obtain a solution to  $\mathcal{LS}(A, \mathbf{0})$ , which by Theorem SLSLC [91] will provide a nontrivial relation of linear dependence on the columns of  $A$ , which are the vectors in  $T$ . To wit, choose the free variable  $x_4$  to be 1, then  $x_1 = -2$ ,  $x_2 = 1$ ,  $x_3 = -1$ , and so

$$(-2) \begin{bmatrix} 1 \\ -1 \\ 2 \end{bmatrix} + (1) \begin{bmatrix} 3 \\ 0 \\ 1 \end{bmatrix} + (-1) \begin{bmatrix} 4 \\ 2 \\ 3 \end{bmatrix} + (1) \begin{bmatrix} 3 \\ 0 \\ 6 \end{bmatrix} = \begin{bmatrix} 0 \\ 0 \\ 0 \end{bmatrix}$$

this equation can be rewritten with the second vector staying put, and the other three moving to the other side of the equality,

$$\begin{bmatrix} 3 \\ 0 \\ 1 \end{bmatrix} = (2) \begin{bmatrix} 1 \\ -1 \\ 2 \end{bmatrix} + (1) \begin{bmatrix} 4 \\ 2 \\ 3 \end{bmatrix} + (-1) \begin{bmatrix} 3 \\ 0 \\ 6 \end{bmatrix}$$

We could have chosen other vectors to stay put, but may have then needed to divide by a nonzero scalar. This equation is enough to conclude that the second vector in  $T$  is “surplus” and can be replaced (see the careful argument in Example RSC5 [150]). So set

$$S = \left\{ \begin{bmatrix} 1 \\ -1 \\ 2 \end{bmatrix}, \begin{bmatrix} 4 \\ 2 \\ 3 \end{bmatrix}, \begin{bmatrix} 3 \\ 0 \\ 6 \end{bmatrix} \right\}$$

and then  $\langle S \rangle = \langle T \rangle$ .  $T$  is also a linearly independent set, which we can show directly. Make a matrix  $C$  whose columns are the vectors in  $S$ . Row-reduce  $B$  and you will obtain the identity matrix  $I_3$ . By Theorem LIVRN [133], the set  $S$  is linearly independent.

**T40** Contributed by Robert Beezer Statement [159]

This is an equality of sets, so Definition SE [660] applies.

The “easy” half first. Show that  $X = \langle \{\mathbf{v}_1 + \mathbf{v}_2, \mathbf{v}_1 - \mathbf{v}_2\} \rangle \subseteq \langle \{\mathbf{v}_1, \mathbf{v}_2\} \rangle = Y$ .

Choose  $\mathbf{x} \in X$ . Then  $\mathbf{x} = a_1(\mathbf{v}_1 + \mathbf{v}_2) + a_2(\mathbf{v}_1 - \mathbf{v}_2)$  for some scalars  $a_1$  and  $a_2$ . Then,

$$\begin{aligned} \mathbf{x} &= a_1(\mathbf{v}_1 + \mathbf{v}_2) + a_2(\mathbf{v}_1 - \mathbf{v}_2) \\ &= a_1\mathbf{v}_1 + a_1\mathbf{v}_2 + a_2\mathbf{v}_1 + (-a_2)\mathbf{v}_2 \\ &= (a_1 + a_2)\mathbf{v}_1 + (a_1 - a_2)\mathbf{v}_2 \end{aligned}$$

which qualifies  $\mathbf{x}$  for membership in  $Y$ , as it is a linear combination of  $\mathbf{v}_1, \mathbf{v}_2$ .

Now show the opposite inclusion,  $Y = \langle \{\mathbf{v}_1, \mathbf{v}_2\} \rangle \subseteq \langle \{\mathbf{v}_1 + \mathbf{v}_2, \mathbf{v}_1 - \mathbf{v}_2\} \rangle = X$ .

Choose  $\mathbf{y} \in Y$ . Then there are scalars  $b_1, b_2$  such that  $\mathbf{y} = b_1\mathbf{v}_1 + b_2\mathbf{v}_2$ . Rearranging, we obtain,

$$\begin{aligned}\mathbf{y} &= b_1\mathbf{v}_1 + b_2\mathbf{v}_2 \\ &= \frac{b_1}{2} [(\mathbf{v}_1 + \mathbf{v}_2) + (\mathbf{v}_1 - \mathbf{v}_2)] + \frac{b_2}{2} [(\mathbf{v}_1 + \mathbf{v}_2) - (\mathbf{v}_1 - \mathbf{v}_2)] \\ &= \frac{b_1 + b_2}{2} (\mathbf{v}_1 + \mathbf{v}_2) + \frac{b_1 - b_2}{2} (\mathbf{v}_1 - \mathbf{v}_2)\end{aligned}$$

This is an expression for  $\mathbf{y}$  as a linear combination of  $\mathbf{v}_1 + \mathbf{v}_2$  and  $\mathbf{v}_1 - \mathbf{v}_2$ , earning  $\mathbf{y}$  membership in  $X$ . Since  $X$  is a subset of  $Y$ , and vice versa, we see that  $X = Y$ , as desired.

## Section O

### Orthogonality

In this section we define a couple more operations with vectors, and prove a few theorems. At first blush these definitions and results will not appear central to what follows, but we will make use of them at key points in the remainder of the course (such as Section MINM [220], Section OD [579]). Because we have chosen to use  $\mathbb{C}$  as our set of scalars, this subsection is a bit more, uh, . . . complex than it would be for the real numbers. We'll explain as we go along how things get easier for the real numbers  $\mathbb{R}$ . If you haven't already, now would be a good time to review some of the basic properties of arithmetic with complex numbers described in Section CNO [655]. With that done, we can extend the basics of complex number arithmetic to our study of vectors in  $\mathbb{C}^m$ .

#### Subsection CAV

#### Complex Arithmetic and Vectors

We know how the addition and multiplication of complex numbers is employed in defining the operations for vectors in  $\mathbb{C}^m$  (Definition CVA [82] and Definition CVSM [83]). We can also extend the idea of the conjugate to vectors.

##### Definition CCCV

##### Complex Conjugate of a Column Vector

Suppose that  $\mathbf{u}$  is a vector from  $\mathbb{C}^m$ . Then the conjugate of the vector,  $\overline{\mathbf{u}}$ , is defined by

$$[\overline{\mathbf{u}}]_i = \overline{[\mathbf{u}]_i} \quad 1 \leq i \leq m$$

(This definition contains Notation CCCV.)

△

With this definition we can show that the conjugate of a column vector behaves as we would expect with regard to vector addition and scalar multiplication.

##### Theorem CRVA

##### Conjugation Respects Vector Addition

Suppose  $\mathbf{x}$  and  $\mathbf{y}$  are two vectors from  $\mathbb{C}^m$ . Then

$$\overline{\mathbf{x} + \mathbf{y}} = \overline{\mathbf{x}} + \overline{\mathbf{y}}$$

□

**Proof** For each  $1 \leq i \leq m$ ,

$$\begin{aligned} [\overline{\mathbf{x} + \mathbf{y}}]_i &= \overline{[\mathbf{x} + \mathbf{y}]_i} && \text{Definition CCCV [163]} \\ &= \overline{[\mathbf{x}]_i + [\mathbf{y}]_i} && \text{Definition CVA [82]} \\ &= \overline{[\mathbf{x}]_i} + \overline{[\mathbf{y}]_i} && \text{Theorem CCRA [657]} \\ &= \overline{[\mathbf{x}]_i} + \overline{[\mathbf{y}]_i} && \text{Definition CCCV [163]} \\ &= \overline{[\mathbf{x} + \mathbf{y}]_i} && \text{Definition CVA [82]} \end{aligned}$$

Then by Definition CVE [82] we have  $\overline{\mathbf{x} + \mathbf{y}} = \overline{\mathbf{x}} + \overline{\mathbf{y}}$ . ■

##### Theorem CRSM

##### Conjugation Respects Vector Scalar Multiplication

Suppose  $\mathbf{x}$  is a vector from  $\mathbb{C}^m$ , and  $\alpha \in \mathbb{C}$  is a scalar. Then

$$\overline{\alpha \mathbf{x}} = \overline{\alpha} \overline{\mathbf{x}}$$

□

**Proof** For  $1 \leq i \leq m$ ,

$$\begin{aligned} [\overline{\alpha \mathbf{x}}]_i &= \overline{[\alpha \mathbf{x}]_i} && \text{Definition CCCV [163]} \\ &= \overline{\alpha [\mathbf{x}]_i} && \text{Definition CVSM [83]} \\ &= \overline{\alpha} \overline{[\mathbf{x}]_i} && \text{Theorem CCRM [657]} \\ &= \overline{\alpha} [\overline{\mathbf{x}}]_i && \text{Definition CCCV [163]} \\ &= [\overline{\alpha} \overline{\mathbf{x}}]_i && \text{Definition CVSM [83]} \end{aligned}$$

Then by Definition CVE [82] we have  $\overline{\alpha \mathbf{x}} = \overline{\alpha} \overline{\mathbf{x}}$ . ■

These two theorems together tell us how we can “push” complex conjugation through linear combinations.

## Subsection IP Inner products

---

### Definition IP Inner Product

Given the vectors  $\mathbf{u}, \mathbf{v} \in \mathbb{C}^m$  the **inner product** of  $\mathbf{u}$  and  $\mathbf{v}$  is the scalar quantity in  $\mathbb{C}$ ,

$$\langle \mathbf{u}, \mathbf{v} \rangle = [\mathbf{u}]_1 \overline{[\mathbf{v}]_1} + [\mathbf{u}]_2 \overline{[\mathbf{v}]_2} + [\mathbf{u}]_3 \overline{[\mathbf{v}]_3} + \cdots + [\mathbf{u}]_m \overline{[\mathbf{v}]_m} = \sum_{i=1}^m [\mathbf{u}]_i \overline{[\mathbf{v}]_i}$$

(This definition contains Notation IP.) △

This operation is a bit different in that we begin with two vectors but produce a scalar. Computing one is straightforward.

### Example CSIP Computing some inner products

The scalar product of

$$\mathbf{u} = \begin{bmatrix} 2 + 3i \\ 5 + 2i \\ -3 + i \end{bmatrix} \quad \text{and} \quad \mathbf{v} = \begin{bmatrix} 1 + 2i \\ -4 + 5i \\ 0 + 5i \end{bmatrix}$$

is

$$\begin{aligned} \langle \mathbf{u}, \mathbf{v} \rangle &= (2 + 3i)\overline{(1 + 2i)} + (5 + 2i)\overline{(-4 + 5i)} + (-3 + i)\overline{(0 + 5i)} \\ &= (2 + 3i)(1 - 2i) + (5 + 2i)(-4 - 5i) + (-3 + i)(0 - 5i) \\ &= (8 - i) + (-10 - 33i) + (5 + 15i) \\ &= 3 - 19i \end{aligned}$$

The scalar product of

$$\mathbf{w} = \begin{bmatrix} 2 \\ 4 \\ -3 \\ 2 \\ 8 \end{bmatrix} \quad \text{and} \quad \mathbf{x} = \begin{bmatrix} 3 \\ 1 \\ 0 \\ -1 \\ -2 \end{bmatrix}$$

is

$$\langle \mathbf{w}, \mathbf{x} \rangle = 2(\overline{3}) + 4(\overline{1}) + (-3)(\overline{0}) + 2(\overline{-1}) + 8(\overline{-2}) = 2(3) + 4(1) + (-3)0 + 2(-1) + 8(-2) = -8.$$

□

In the case where the entries of our vectors are all real numbers (as in the second part of Example CSIP [164]), the computation of the inner product may look familiar and be known to you as a **dot product** or **scalar product**. So you can view the inner product as a generalization of the scalar product to vectors from  $\mathbb{C}^m$  (rather than  $\mathbb{R}^m$ ).

Also, note that we have chosen to conjugate the entries of the *second* vector listed in the inner product, while many authors choose to conjugate entries from the *first* component. It really makes no difference which choice is made, it just requires that subsequent definitions and theorems are consistent with the choice. You can study the conclusion of Theorem IPAC [166] as an explanation of the magnitude of the difference that results from this choice. But be careful as you read other treatments of the inner product or its use in applications, and be sure you know ahead of time *which* choice has been made.

There are several quick theorems we can now prove, and they will each be useful later.

### Theorem IPVA Inner Product and Vector Addition

Suppose  $\mathbf{u}, \mathbf{v}, \mathbf{w} \in \mathbb{C}^m$ . Then

1.  $\langle \mathbf{u} + \mathbf{v}, \mathbf{w} \rangle = \langle \mathbf{u}, \mathbf{w} \rangle + \langle \mathbf{v}, \mathbf{w} \rangle$
2.  $\langle \mathbf{u}, \mathbf{v} + \mathbf{w} \rangle = \langle \mathbf{u}, \mathbf{v} \rangle + \langle \mathbf{u}, \mathbf{w} \rangle$

□

**Proof** The proofs of the two parts are very similar, with the second one requiring just a bit more effort due to the conjugation that occurs. We will prove part 2 and you can prove part 1 (Exercise O.T10 [175]).

$$\begin{aligned} \langle \mathbf{u}, \mathbf{v} + \mathbf{w} \rangle &= \sum_{i=1}^m [\mathbf{u}]_i \overline{[\mathbf{v} + \mathbf{w}]_i} && \text{Definition IP [164]} \\ &= \sum_{i=1}^m [\mathbf{u}]_i \overline{([\mathbf{v}]_i + [\mathbf{w}]_i)} && \text{Definition CVA [82]} \\ &= \sum_{i=1}^m [\mathbf{u}]_i (\overline{[\mathbf{v}]_i} + \overline{[\mathbf{w}]_i}) && \text{Theorem CCRA [657]} \\ &= \sum_{i=1}^m [\mathbf{u}]_i \overline{[\mathbf{v}]_i} + \sum_{i=1}^m [\mathbf{u}]_i \overline{[\mathbf{w}]_i} && \text{Property DCN [656]} \\ &= \sum_{i=1}^m [\mathbf{u}]_i \overline{[\mathbf{v}]_i} + \sum_{i=1}^m [\mathbf{u}]_i \overline{[\mathbf{w}]_i} && \text{Property CACN [656]} \\ &= \langle \mathbf{u}, \mathbf{v} \rangle + \langle \mathbf{u}, \mathbf{w} \rangle && \text{Definition IP [164]} \end{aligned}$$

■

### Theorem IPSM Inner Product and Scalar Multiplication

Suppose  $\mathbf{u}, \mathbf{v} \in \mathbb{C}^m$  and  $\alpha \in \mathbb{C}$ . Then

1.  $\langle \alpha \mathbf{u}, \mathbf{v} \rangle = \alpha \langle \mathbf{u}, \mathbf{v} \rangle$
2.  $\langle \mathbf{u}, \alpha \mathbf{v} \rangle = \overline{\alpha} \langle \mathbf{u}, \mathbf{v} \rangle$



□

**Proof** The proofs of the two parts are very similar, with the second one requiring just a bit more effort due to the conjugation that occurs. We will prove part 2 and you can prove part 1 (Exercise O.T11 [175]).

$$\begin{aligned}
 \langle \mathbf{u}, \alpha \mathbf{v} \rangle &= \sum_{i=1}^m [\mathbf{u}]_i \overline{[\alpha \mathbf{v}]_i} && \text{Definition IP [164]} \\
 &= \sum_{i=1}^m [\mathbf{u}]_i \overline{\alpha [\mathbf{v}]_i} && \text{Definition CVSM [83]} \\
 &= \sum_{i=1}^m [\mathbf{u}]_i \overline{\alpha} \overline{[\mathbf{v}]_i} && \text{Theorem CCRM [657]} \\
 &= \sum_{i=1}^m \overline{\alpha} [\mathbf{u}]_i \overline{[\mathbf{v}]_i} && \text{Property CMCN [656]} \\
 &= \overline{\alpha} \sum_{i=1}^m [\mathbf{u}]_i \overline{[\mathbf{v}]_i} && \text{Property DCN [656]} \\
 &= \overline{\alpha} \langle \mathbf{u}, \mathbf{v} \rangle && \text{Definition IP [164]}
 \end{aligned}$$

■

**Theorem IPAC**  
**Inner Product is Anti-Commutative**

Suppose that  $\mathbf{u}$  and  $\mathbf{v}$  are vectors in  $\mathbb{C}^m$ . Then  $\langle \mathbf{u}, \mathbf{v} \rangle = \overline{\langle \mathbf{v}, \mathbf{u} \rangle}$ .

□

**Proof**

$$\begin{aligned}
 \langle \mathbf{u}, \mathbf{v} \rangle &= \sum_{i=1}^m [\mathbf{u}]_i \overline{[\mathbf{v}]_i} && \text{Definition IP [164]} \\
 &= \sum_{i=1}^m \overline{\overline{[\mathbf{u}]_i} [\mathbf{v}]_i} && \text{Theorem CCT [658]} \\
 &= \sum_{i=1}^m \overline{\overline{[\mathbf{u}]_i} [\mathbf{v}]_i} && \text{Theorem CCRM [657]} \\
 &= \overline{\left( \sum_{i=1}^m \overline{[\mathbf{u}]_i} [\mathbf{v}]_i \right)} && \text{Theorem CCRA [657]} \\
 &= \overline{\left( \sum_{i=1}^m [\mathbf{v}]_i \overline{[\mathbf{u}]_i} \right)} && \text{Property CMCN [656]} \\
 &= \overline{\langle \mathbf{v}, \mathbf{u} \rangle} && \text{Definition IP [164]}
 \end{aligned}$$

■

**Subsection N**  
**Norm**

If treating linear algebra in a more geometric fashion, the length of a vector occurs naturally, and is what you would expect from its name. With complex numbers, we will define a similar function. Recall that if  $c$  is a complex number, then  $|c|$  denotes its modulus (Definition MCN [658]).

**Definition NV**  
**Norm of a Vector**

The **norm** of the vector  $\mathbf{u}$  is the scalar quantity in  $\mathbb{C}$

$$\|\mathbf{u}\| = \sqrt{|[\mathbf{u}]_1|^2 + |[\mathbf{u}]_2|^2 + |[\mathbf{u}]_3|^2 + \cdots + |[\mathbf{u}]_m|^2} = \sqrt{\sum_{i=1}^m |[\mathbf{u}]_i|^2}$$

(This definition contains Notation NV.)

△

Computing a norm is also easy to do.

**Example CNSV**  
**Computing the norm of some vectors**

The norm of

$$\mathbf{u} = \begin{bmatrix} 3 + 2i \\ 1 - 6i \\ 2 + 4i \\ 2 + i \end{bmatrix}$$

is

$$\|\mathbf{u}\| = \sqrt{|3 + 2i|^2 + |1 - 6i|^2 + |2 + 4i|^2 + |2 + i|^2} = \sqrt{13 + 37 + 20 + 5} = \sqrt{75} = 5\sqrt{3}.$$

The norm of

$$\mathbf{v} = \begin{bmatrix} 3 \\ -1 \\ 2 \\ 4 \\ -3 \end{bmatrix}$$

is

$$\|\mathbf{v}\| = \sqrt{|3|^2 + |-1|^2 + |2|^2 + |4|^2 + |-3|^2} = \sqrt{3^2 + 1^2 + 2^2 + 4^2 + 3^2} = \sqrt{39}.$$

⊗

Notice how the norm of a vector with real number entries is just the length of the vector. Inner products and norms are related by the following theorem.

**Theorem IPN**  
**Inner Products and Norms**

Suppose that  $\mathbf{u}$  is a vector in  $\mathbb{C}^m$ . Then  $\|\mathbf{u}\|^2 = \langle \mathbf{u}, \mathbf{u} \rangle$ .

□

**Proof**

$$\begin{aligned} \|\mathbf{u}\|^2 &= \left( \sqrt{\sum_{i=1}^m |[\mathbf{u}]_i|^2} \right)^2 && \text{Definition NV [167]} \\ &= \sum_{i=1}^m |[\mathbf{u}]_i|^2 \\ &= \sum_{i=1}^m [\mathbf{u}]_i \overline{[\mathbf{u}]_i} && \text{Definition MCN [658]} \\ &= \langle \mathbf{u}, \mathbf{u} \rangle && \text{Definition IP [164]} \end{aligned}$$

■

When our vectors have entries only from the real numbers Theorem IPN [167] says that the dot product of a vector with itself is equal to the length of the vector squared.

**Theorem PIP****Positive Inner Products**

Suppose that  $\mathbf{u}$  is a vector in  $\mathbb{C}^m$ . Then  $\langle \mathbf{u}, \mathbf{u} \rangle \geq 0$  with equality if and only if  $\mathbf{u} = \mathbf{0}$ .  $\square$

**Proof** From the proof of Theorem IPN [167] we see that

$$\langle \mathbf{u}, \mathbf{u} \rangle = |[\mathbf{u}]_1|^2 + |[\mathbf{u}]_2|^2 + |[\mathbf{u}]_3|^2 + \cdots + |[\mathbf{u}]_m|^2$$

Since each modulus is squared, every term is positive, and the sum must also be positive. (Notice that in general the inner product is a complex number and cannot be compared with zero, but in the special case of  $\langle \mathbf{u}, \mathbf{u} \rangle$  the result is a real number.) The phrase, “with equality if and only if” means that we want to show that the statement  $\langle \mathbf{u}, \mathbf{u} \rangle = 0$  (i.e. with equality) is equivalent (“if and only if”) to the statement  $\mathbf{u} = \mathbf{0}$ .

If  $\mathbf{u} = \mathbf{0}$ , then it is a straightforward computation to see that  $\langle \mathbf{u}, \mathbf{u} \rangle = 0$ . In the other direction, assume that  $\langle \mathbf{u}, \mathbf{u} \rangle = 0$ . As before,  $\langle \mathbf{u}, \mathbf{u} \rangle$  is a sum of moduli. So we have

$$0 = \langle \mathbf{u}, \mathbf{u} \rangle = |[\mathbf{u}]_1|^2 + |[\mathbf{u}]_2|^2 + |[\mathbf{u}]_3|^2 + \cdots + |[\mathbf{u}]_m|^2$$

Now we have a sum of squares equaling zero, so each term must be zero. Then by similar logic,  $|[\mathbf{u}]_i| = 0$  will imply that  $[\mathbf{u}]_i = 0$ , since  $0 + 0i$  is the only complex number with zero modulus. Thus every entry of  $\mathbf{u}$  is zero and so  $\mathbf{u} = \mathbf{0}$ , as desired.  $\blacksquare$

Notice that Theorem PIP [168] contains *three* implications:

$$\begin{aligned} \mathbf{u} \in \mathbb{C}^m &\Rightarrow \langle \mathbf{u}, \mathbf{u} \rangle \geq 0 \\ \mathbf{u} = \mathbf{0} &\Rightarrow \langle \mathbf{u}, \mathbf{u} \rangle = 0 \\ \langle \mathbf{u}, \mathbf{u} \rangle = 0 &\Rightarrow \mathbf{u} = \mathbf{0} \end{aligned}$$

The results contained in Theorem PIP [168] are summarized by saying “the inner product is **positive definite**.”

**Subsection OV****Orthogonal Vectors**

“Orthogonal” is a generalization of “perpendicular.” You may have used mutually perpendicular vectors in a physics class, or you may recall from a calculus class that perpendicular vectors have a zero dot product. We will now extend these ideas into the realm of higher dimensions and complex scalars.

**Definition OV****Orthogonal Vectors**

A pair of vectors,  $\mathbf{u}$  and  $\mathbf{v}$ , from  $\mathbb{C}^m$  are **orthogonal** if their inner product is zero, that is,  $\langle \mathbf{u}, \mathbf{v} \rangle = 0$ .  $\triangle$

**Example TOV****Two orthogonal vectors**

The vectors

$$\mathbf{u} = \begin{bmatrix} 2 + 3i \\ 4 - 2i \\ 1 + i \\ 1 + i \end{bmatrix} \qquad \mathbf{v} = \begin{bmatrix} 1 - i \\ 2 + 3i \\ 4 - 6i \\ 1 \end{bmatrix}$$

are orthogonal since

$$\begin{aligned} \langle \mathbf{u}, \mathbf{v} \rangle &= (2 + 3i)(1 - i) + (4 - 2i)(2 - 3i) + (1 + i)(4 + 6i) + (1 + i)(1) \\ &= (-1 + 5i) + (2 - 16i) + (-2 + 10i) + (1 + i) \end{aligned}$$

$$= 0 + 0i.$$

⊠

We extend this definition to whole sets by requiring vectors to be pairwise orthogonal. Despite using the same word, careful thought about what objects you are using will eliminate any source of confusion.

**Definition OSV**  
**Orthogonal Set of Vectors**

Suppose that  $S = \{\mathbf{u}_1, \mathbf{u}_2, \mathbf{u}_3, \dots, \mathbf{u}_n\}$  is a set of vectors from  $\mathbb{C}^m$ . Then  $S$  is an **orthogonal set** if every pair of different vectors from  $S$  is orthogonal, that is  $\langle \mathbf{u}_i, \mathbf{u}_j \rangle = 0$  whenever  $i \neq j$ .  $\triangle$

We now define the prototypical orthogonal set, which we will reference repeatedly.

**Definition SUV**  
**Standard Unit Vectors**

Let  $\mathbf{e}_j \in \mathbb{C}^m, 1 \leq j \leq m$  denote the column vectors defined by

$$[\mathbf{e}_j]_i = \begin{cases} 0 & \text{if } i \neq j \\ 1 & \text{if } i = j \end{cases}$$

Then the set

$$\{\mathbf{e}_1, \mathbf{e}_2, \mathbf{e}_3, \dots, \mathbf{e}_m\} = \{\mathbf{e}_j \mid 1 \leq j \leq m\}$$

is the set of **standard unit vectors** in  $\mathbb{C}^m$ .  
 (This definition contains Notation SUV.)  $\triangle$

Notice that  $\mathbf{e}_j$  is identical to column  $j$  of the  $m \times m$  identity matrix  $I_m$  (Definition IM [70]). This observation will often be useful. It is not hard to see that the set of standard unit vectors is an orthogonal set. We will reserve the notation  $\mathbf{e}_i$  for these vectors.

**Example SUVOS**  
**Standard Unit Vectors are an Orthogonal Set**

Compute the inner product of two distinct vectors from the set of standard unit vectors (Definition SUV [169]), say  $\mathbf{e}_i, \mathbf{e}_j$ , where  $i \neq j$ ,

$$\begin{aligned} \langle \mathbf{e}_i, \mathbf{e}_j \rangle &= 0\bar{0} + 0\bar{0} + \dots + 1\bar{0} + \dots + 0\bar{0} + \dots + 0\bar{1} + \dots + 0\bar{0} + 0\bar{0} \\ &= 0(0) + 0(0) + \dots + 1(0) + \dots + 0(1) + \dots + 0(0) + 0(0) \\ &= 0 \end{aligned}$$

So the set  $\{\mathbf{e}_1, \mathbf{e}_2, \mathbf{e}_3, \dots, \mathbf{e}_m\}$  is an orthogonal set.  $\boxtimes$

**Example AOS**  
**An orthogonal set**

The set

$$\{\mathbf{x}_1, \mathbf{x}_2, \mathbf{x}_3, \mathbf{x}_4\} = \left\{ \begin{bmatrix} 1+i \\ 1 \\ 1-i \\ i \end{bmatrix}, \begin{bmatrix} 1+5i \\ 6+5i \\ -7-i \\ 1-6i \end{bmatrix}, \begin{bmatrix} -7+34i \\ -8-23i \\ -10+22i \\ 30+13i \end{bmatrix}, \begin{bmatrix} -2-4i \\ 6+i \\ 4+3i \\ 6-i \end{bmatrix} \right\}$$

is an orthogonal set. Since the inner product is anti-commutative (Theorem IPAC [166]) we can test pairs of different vectors in any order. If the result is zero, then it will also be zero if the inner product is computed in the opposite order. This means there are six pairs of different vectors to use in an inner product computation. We'll do two and you can practice your inner products on the other four.

$$\langle \mathbf{x}_1, \mathbf{x}_3 \rangle = (1+i)(-7-34i) + (1)(-8+23i) + (1-i)(-10-22i) + (i)(30-13i)$$

$$\begin{aligned}
 &= (27 - 41i) + (-8 + 23i) + (-32 - 12i) + (13 + 30i) \\
 &= 0 + 0i
 \end{aligned}$$

and

$$\begin{aligned}
 \langle \mathbf{x}_2, \mathbf{x}_4 \rangle &= (1 + 5i)(-2 + 4i) + (6 + 5i)(6 - i) + (-7 - i)(4 - 3i) + (1 - 6i)(6 + i) \\
 &= (-22 - 6i) + (41 + 24i) + (-31 + 17i) + (12 - 35i) \\
 &= 0 + 0i
 \end{aligned}$$

□

So far, this section has seen lots of definitions, and lots of theorems establishing un-surprising consequences of those definitions. But here is our first theorem that suggests that inner products and orthogonal vectors have some utility. It is also one of our first illustrations of how to arrive at linear independence as the conclusion of a theorem.

**Theorem OSLI**  
**Orthogonal Sets are Linearly Independent**

Suppose that  $S$  is an orthogonal set of nonzero vectors. Then  $S$  is linearly independent. □

**Proof** Let  $S = \{\mathbf{u}_1, \mathbf{u}_2, \mathbf{u}_3, \dots, \mathbf{u}_n\}$  be an orthogonal set of nonzero vectors. To prove the linear independence of  $S$ , we can appeal to the definition (Definition LICV [129]) and begin with an arbitrary relation of linear dependence (Definition RLDCV [129]),

$$\alpha_1 \mathbf{u}_1 + \alpha_2 \mathbf{u}_2 + \alpha_3 \mathbf{u}_3 + \dots + \alpha_n \mathbf{u}_n = \mathbf{0}.$$

Then, for every  $1 \leq i \leq n$ , we have

$$\begin{aligned}
 \alpha_i &= \frac{1}{\langle \mathbf{u}_i, \mathbf{u}_i \rangle} (\alpha_i \langle \mathbf{u}_i, \mathbf{u}_i \rangle) && \text{Theorem PIP [168]} \\
 &= \frac{1}{\langle \mathbf{u}_i, \mathbf{u}_i \rangle} (\alpha_1(0) + \alpha_2(0) + \dots + \alpha_i \langle \mathbf{u}_i, \mathbf{u}_i \rangle + \dots + \alpha_n(0)) && \text{Property ZCN [656]} \\
 &= \frac{1}{\langle \mathbf{u}_i, \mathbf{u}_i \rangle} (\alpha_1 \langle \mathbf{u}_1, \mathbf{u}_i \rangle + \dots + \alpha_i \langle \mathbf{u}_i, \mathbf{u}_i \rangle + \dots + \alpha_n \langle \mathbf{u}_n, \mathbf{u}_i \rangle) && \text{Definition OSV [169]} \\
 &= \frac{1}{\langle \mathbf{u}_i, \mathbf{u}_i \rangle} (\langle \alpha_1 \mathbf{u}_1, \mathbf{u}_i \rangle + \langle \alpha_2 \mathbf{u}_2, \mathbf{u}_i \rangle + \dots + \langle \alpha_n \mathbf{u}_n, \mathbf{u}_i \rangle) && \text{Theorem IPSM [165]} \\
 &= \frac{1}{\langle \mathbf{u}_i, \mathbf{u}_i \rangle} \langle \alpha_1 \mathbf{u}_1 + \alpha_2 \mathbf{u}_2 + \alpha_3 \mathbf{u}_3 + \dots + \alpha_n \mathbf{u}_n, \mathbf{u}_i \rangle && \text{Theorem IPVA [165]} \\
 &= \frac{1}{\langle \mathbf{u}_i, \mathbf{u}_i \rangle} \langle \mathbf{0}, \mathbf{u}_i \rangle && \text{Definition RLDCV [129]} \\
 &= \frac{1}{\langle \mathbf{u}_i, \mathbf{u}_i \rangle} 0 && \text{Definition IP [164]} \\
 &= 0 && \text{Property ZCN [656]}
 \end{aligned}$$

So we conclude that  $\alpha_i = 0$  for all  $1 \leq i \leq n$  in any relation of linear dependence on  $S$ . But this says that  $S$  is a linearly independent set since the only way to form a relation of linear dependence is the trivial way (Definition LICV [129]). Boom! ■

**Subsection GSP**  
**Gram-Schmidt Procedure**

---

The Gram-Schmidt Procedure is really a theorem. It says that if we begin with a linearly independent set of  $p$  vectors,  $S$ , then we can do a number of calculations with these vectors and produce an orthogonal set of  $p$  vectors,  $T$ , so that  $\langle S \rangle = \langle T \rangle$ . Given the large number of computations

involved, it is indeed a procedure to do all the necessary computations, and it is best employed on a computer. However, it also has value in proofs where we may on occasion wish to replace a linearly independent set by an orthogonal set.

This is our first occasion to use the technique of “mathematical induction” for a proof, a technique we will see again several times, especially in Chapter D [360]. So study the simple example described in Technique I [670] first.

### Theorem GSP

#### Gram-Schmidt Procedure

Suppose that  $S = \{\mathbf{v}_1, \mathbf{v}_2, \mathbf{v}_3, \dots, \mathbf{v}_p\}$  is a linearly independent set of vectors in  $\mathbb{C}^m$ . Define the vectors  $\mathbf{u}_i$ ,  $1 \leq i \leq p$  by

$$\mathbf{u}_i = \mathbf{v}_i - \frac{\langle \mathbf{v}_i, \mathbf{u}_1 \rangle}{\langle \mathbf{u}_1, \mathbf{u}_1 \rangle} \mathbf{u}_1 - \frac{\langle \mathbf{v}_i, \mathbf{u}_2 \rangle}{\langle \mathbf{u}_2, \mathbf{u}_2 \rangle} \mathbf{u}_2 - \frac{\langle \mathbf{v}_i, \mathbf{u}_3 \rangle}{\langle \mathbf{u}_3, \mathbf{u}_3 \rangle} \mathbf{u}_3 - \dots - \frac{\langle \mathbf{v}_i, \mathbf{u}_{i-1} \rangle}{\langle \mathbf{u}_{i-1}, \mathbf{u}_{i-1} \rangle} \mathbf{u}_{i-1}$$

Then if  $T = \{\mathbf{u}_1, \mathbf{u}_2, \mathbf{u}_3, \dots, \mathbf{u}_p\}$ , then  $T$  is an orthogonal set of non-zero vectors, and  $\langle T \rangle = \langle S \rangle$ .  $\square$

**Proof** We will prove the result by using induction on  $p$  (Technique I [670]). To begin, we prove that  $T$  has the desired properties when  $p = 1$ . In this case  $\mathbf{u}_1 = \mathbf{v}_1$  and  $T = \{\mathbf{u}_1\} = \{\mathbf{v}_1\} = S$ . Because  $S$  and  $T$  are equal,  $\langle S \rangle = \langle T \rangle$ . Equally trivial,  $T$  is an orthogonal set. If  $\mathbf{u}_1 = \mathbf{0}$ , then  $S$  would be a linearly dependent set, a contradiction.

Suppose that the theorem is true for any set of  $p - 1$  linearly independent vectors. Let  $S = \{\mathbf{v}_1, \mathbf{v}_2, \mathbf{v}_3, \dots, \mathbf{v}_p\}$  be a linearly independent set of  $p$  vectors. Then  $S' = \{\mathbf{v}_1, \mathbf{v}_2, \mathbf{v}_3, \dots, \mathbf{v}_{p-1}\}$  is also linearly independent. So we can apply the theorem to  $S'$  and construct the vectors  $T' = \{\mathbf{u}_1, \mathbf{u}_2, \mathbf{u}_3, \dots, \mathbf{u}_{p-1}\}$ .  $T'$  is therefore an orthogonal set of nonzero vectors and  $\langle S' \rangle = \langle T' \rangle$ . Define

$$\mathbf{u}_p = \mathbf{v}_p - \frac{\langle \mathbf{v}_p, \mathbf{u}_1 \rangle}{\langle \mathbf{u}_1, \mathbf{u}_1 \rangle} \mathbf{u}_1 - \frac{\langle \mathbf{v}_p, \mathbf{u}_2 \rangle}{\langle \mathbf{u}_2, \mathbf{u}_2 \rangle} \mathbf{u}_2 - \frac{\langle \mathbf{v}_p, \mathbf{u}_3 \rangle}{\langle \mathbf{u}_3, \mathbf{u}_3 \rangle} \mathbf{u}_3 - \dots - \frac{\langle \mathbf{v}_p, \mathbf{u}_{p-1} \rangle}{\langle \mathbf{u}_{p-1}, \mathbf{u}_{p-1} \rangle} \mathbf{u}_{p-1}$$

and let  $T = T' \cup \{\mathbf{u}_p\}$ . We need to now show that  $T$  has several properties by building on what we know about  $T'$ . But first notice that the above equation has no problems with the denominators ( $\langle \mathbf{u}_i, \mathbf{u}_i \rangle$ ) being zero, since the  $\mathbf{u}_i$  are from  $T'$ , which is composed of nonzero vectors.

We show that  $\langle T \rangle = \langle S \rangle$ , by first establishing that  $\langle T \rangle \subseteq \langle S \rangle$ . Suppose  $\mathbf{x} \in \langle T \rangle$ , so

$$\mathbf{x} = a_1 \mathbf{u}_1 + a_2 \mathbf{u}_2 + a_3 \mathbf{u}_3 + \dots + a_p \mathbf{u}_p$$

The term  $a_p \mathbf{u}_p$  is a linear combination of vectors from  $T'$  and the vector  $\mathbf{v}_p$ , while the remaining terms are a linear combination of vectors from  $T'$ . Since  $\langle T' \rangle = \langle S' \rangle$ , any term that is a multiple of a vector from  $T'$  can be rewritten as a linear combination of vectors from  $S'$ . The remaining term  $a_p \mathbf{v}_p$  is a multiple of a vector in  $S$ . So we see that  $\mathbf{x}$  can be rewritten as a linear combination of vectors from  $S$ , i.e.  $\mathbf{x} \in \langle S \rangle$ .

To show that  $\langle S \rangle \subseteq \langle T \rangle$ , begin with  $\mathbf{y} \in \langle S \rangle$ , so

$$\mathbf{y} = a_1 \mathbf{v}_1 + a_2 \mathbf{v}_2 + a_3 \mathbf{v}_3 + \dots + a_p \mathbf{v}_p$$

Rearrange our defining equation for  $\mathbf{u}_p$  by solving for  $\mathbf{v}_p$ . Then the term  $a_p \mathbf{v}_p$  is a multiple of a linear combination of elements of  $T$ . The remaining terms are a linear combination of  $\mathbf{v}_1, \mathbf{v}_2, \mathbf{v}_3, \dots, \mathbf{v}_{p-1}$ , hence an element of  $\langle S' \rangle = \langle T' \rangle$ . Thus these remaining terms can be written as a linear combination of the vectors in  $T'$ . So  $\mathbf{y}$  is a linear combination of vectors from  $T$ , i.e.  $\mathbf{y} \in \langle T \rangle$ .

The elements of  $T'$  are nonzero, but what about  $\mathbf{u}_p$ ? Suppose to the contrary that  $\mathbf{u}_p = \mathbf{0}$ ,

$$\begin{aligned} \mathbf{0} = \mathbf{u}_p &= \mathbf{v}_p - \frac{\langle \mathbf{v}_p, \mathbf{u}_1 \rangle}{\langle \mathbf{u}_1, \mathbf{u}_1 \rangle} \mathbf{u}_1 - \frac{\langle \mathbf{v}_p, \mathbf{u}_2 \rangle}{\langle \mathbf{u}_2, \mathbf{u}_2 \rangle} \mathbf{u}_2 - \frac{\langle \mathbf{v}_p, \mathbf{u}_3 \rangle}{\langle \mathbf{u}_3, \mathbf{u}_3 \rangle} \mathbf{u}_3 - \dots - \frac{\langle \mathbf{v}_p, \mathbf{u}_{p-1} \rangle}{\langle \mathbf{u}_{p-1}, \mathbf{u}_{p-1} \rangle} \mathbf{u}_{p-1} \\ \mathbf{v}_p &= \frac{\langle \mathbf{v}_p, \mathbf{u}_1 \rangle}{\langle \mathbf{u}_1, \mathbf{u}_1 \rangle} \mathbf{u}_1 + \frac{\langle \mathbf{v}_p, \mathbf{u}_2 \rangle}{\langle \mathbf{u}_2, \mathbf{u}_2 \rangle} \mathbf{u}_2 + \frac{\langle \mathbf{v}_p, \mathbf{u}_3 \rangle}{\langle \mathbf{u}_3, \mathbf{u}_3 \rangle} \mathbf{u}_3 + \dots + \frac{\langle \mathbf{v}_p, \mathbf{u}_{p-1} \rangle}{\langle \mathbf{u}_{p-1}, \mathbf{u}_{p-1} \rangle} \mathbf{u}_{p-1} \end{aligned}$$

Since  $\langle S' \rangle = \langle T' \rangle$  we can write the vectors  $\mathbf{u}_1, \mathbf{u}_2, \mathbf{u}_3, \dots, \mathbf{u}_{p-1}$  on the right side of this equation in terms of the vectors  $\mathbf{v}_1, \mathbf{v}_2, \mathbf{v}_3, \dots, \mathbf{v}_{p-1}$  and we then have the vector  $\mathbf{v}_p$  expressed as a linear combination of the other  $p-1$  vectors in  $S$ , implying that  $S$  is a linearly dependent set (Theorem DLDS [149]), contrary to our lone hypothesis about  $S$ .

Finally, it is a simple matter to establish that  $T$  is an orthogonal set, though it will not appear so simple looking. Think about your objects as you work through the following — what is a vector and what is a scalar. Since  $T'$  is an orthogonal set by induction, most pairs of elements in  $T$  are already known to be orthogonal. We just need to test “new” inner products, between  $\mathbf{u}_p$  and  $\mathbf{u}_i$ , for  $1 \leq i \leq p-1$ . Here we go, using summation notation,

$$\begin{aligned}
 \langle \mathbf{u}_p, \mathbf{u}_i \rangle &= \left\langle \mathbf{v}_p - \sum_{k=1}^{p-1} \frac{\langle \mathbf{v}_p, \mathbf{u}_k \rangle}{\langle \mathbf{u}_k, \mathbf{u}_k \rangle} \mathbf{u}_k, \mathbf{u}_i \right\rangle \\
 &= \langle \mathbf{v}_p, \mathbf{u}_i \rangle - \left\langle \sum_{k=1}^{p-1} \frac{\langle \mathbf{v}_p, \mathbf{u}_k \rangle}{\langle \mathbf{u}_k, \mathbf{u}_k \rangle} \mathbf{u}_k, \mathbf{u}_i \right\rangle && \text{Theorem IPVA [165]} \\
 &= \langle \mathbf{v}_p, \mathbf{u}_i \rangle - \sum_{k=1}^{p-1} \left\langle \frac{\langle \mathbf{v}_p, \mathbf{u}_k \rangle}{\langle \mathbf{u}_k, \mathbf{u}_k \rangle} \mathbf{u}_k, \mathbf{u}_i \right\rangle && \text{Theorem IPVA [165]} \\
 &= \langle \mathbf{v}_p, \mathbf{u}_i \rangle - \sum_{k=1}^{p-1} \frac{\langle \mathbf{v}_p, \mathbf{u}_k \rangle}{\langle \mathbf{u}_k, \mathbf{u}_k \rangle} \langle \mathbf{u}_k, \mathbf{u}_i \rangle && \text{Theorem IPSM [165]} \\
 &= \langle \mathbf{v}_p, \mathbf{u}_i \rangle - \frac{\langle \mathbf{v}_p, \mathbf{u}_i \rangle}{\langle \mathbf{u}_i, \mathbf{u}_i \rangle} \langle \mathbf{u}_i, \mathbf{u}_i \rangle - \sum_{k \neq i} \frac{\langle \mathbf{v}_p, \mathbf{u}_k \rangle}{\langle \mathbf{u}_k, \mathbf{u}_k \rangle} (0) && \text{Induction Hypothesis} \\
 &= \langle \mathbf{v}_p, \mathbf{u}_i \rangle - \langle \mathbf{v}_p, \mathbf{u}_i \rangle - \sum_{k \neq i} 0 \\
 &= 0
 \end{aligned}$$

■

### Example GSTV

#### Gram-Schmidt of three vectors

We will illustrate the Gram-Schmidt process with three vectors. Begin with the linearly independent (check this!) set

$$S = \{\mathbf{v}_1, \mathbf{v}_2, \mathbf{v}_3\} = \left\{ \begin{bmatrix} 1 \\ 1+i \\ 1 \end{bmatrix}, \begin{bmatrix} -i \\ 1 \\ 1+i \end{bmatrix}, \begin{bmatrix} 0 \\ i \\ i \end{bmatrix} \right\}$$

Then

$$\begin{aligned}
 \mathbf{u}_1 &= \mathbf{v}_1 = \begin{bmatrix} 1 \\ 1+i \\ 1 \end{bmatrix} \\
 \mathbf{u}_2 &= \mathbf{v}_2 - \frac{\langle \mathbf{v}_2, \mathbf{u}_1 \rangle}{\langle \mathbf{u}_1, \mathbf{u}_1 \rangle} \mathbf{u}_1 = \frac{1}{4} \begin{bmatrix} -2-3i \\ 1-i \\ 2+5i \end{bmatrix} \\
 \mathbf{u}_3 &= \mathbf{v}_3 - \frac{\langle \mathbf{v}_3, \mathbf{u}_1 \rangle}{\langle \mathbf{u}_1, \mathbf{u}_1 \rangle} \mathbf{u}_1 - \frac{\langle \mathbf{v}_3, \mathbf{u}_2 \rangle}{\langle \mathbf{u}_2, \mathbf{u}_2 \rangle} \mathbf{u}_2 = \frac{1}{11} \begin{bmatrix} -3-i \\ 1+3i \\ -1-i \end{bmatrix}
 \end{aligned}$$

and

$$T = \{\mathbf{u}_1, \mathbf{u}_2, \mathbf{u}_3\} = \left\{ \begin{bmatrix} 1 \\ 1+i \\ 1 \end{bmatrix}, \frac{1}{4} \begin{bmatrix} -2-3i \\ 1-i \\ 2+5i \end{bmatrix}, \frac{1}{11} \begin{bmatrix} -3-i \\ 1+3i \\ -1-i \end{bmatrix} \right\}$$

is an orthogonal set (which you can check) of nonzero vectors and  $\langle T \rangle = \langle S \rangle$  (all by Theorem GSP [171]). Of course, as a by-product of orthogonality, the set  $T$  is also linearly independent (Theorem OSLI [170]).  $\square$

One final definition related to orthogonal vectors.

**Definition ONS**

**OrthoNormal Set**

Suppose  $S = \{\mathbf{u}_1, \mathbf{u}_2, \mathbf{u}_3, \dots, \mathbf{u}_n\}$  is an orthogonal set of vectors such that  $\|\mathbf{u}_i\| = 1$  for all  $1 \leq i \leq n$ . Then  $S$  is an **orthonormal** set of vectors.  $\triangle$

Once you have an orthogonal set, it is easy to convert it to an orthonormal set — multiply each vector by the reciprocal of its norm, and the resulting vector will have norm 1. This scaling of each vector will not affect the orthogonality properties (apply Theorem IPSM [165]).

**Example ONTV**

**Orthonormal set, three vectors**

The set

$$T = \{\mathbf{u}_1, \mathbf{u}_2, \mathbf{u}_3\} = \left\{ \begin{bmatrix} 1 \\ 1+i \\ 1 \end{bmatrix}, \frac{1}{4} \begin{bmatrix} -2-3i \\ 1-i \\ 2+5i \end{bmatrix}, \frac{1}{11} \begin{bmatrix} -3-i \\ 1+3i \\ -1-i \end{bmatrix} \right\}$$

from Example GSTV [172] is an orthogonal set. We compute the norm of each vector,

$$\|\mathbf{u}_1\| = 2 \qquad \|\mathbf{u}_2\| = \frac{1}{2}\sqrt{11} \qquad \|\mathbf{u}_3\| = \frac{\sqrt{2}}{\sqrt{11}}$$

Converting each vector to a norm of 1, yields an orthonormal set,

$$\begin{aligned} \mathbf{w}_1 &= \frac{1}{2} \begin{bmatrix} 1 \\ 1+i \\ 1 \end{bmatrix} \\ \mathbf{w}_2 &= \frac{1}{\frac{1}{2}\sqrt{11}} \frac{1}{4} \begin{bmatrix} -2-3i \\ 1-i \\ 2+5i \end{bmatrix} = \frac{1}{2\sqrt{11}} \begin{bmatrix} -2-3i \\ 1-i \\ 2+5i \end{bmatrix} \\ \mathbf{w}_3 &= \frac{1}{\frac{\sqrt{2}}{\sqrt{11}}} \frac{1}{11} \begin{bmatrix} -3-i \\ 1+3i \\ -1-i \end{bmatrix} = \frac{1}{\sqrt{22}} \begin{bmatrix} -3-i \\ 1+3i \\ -1-i \end{bmatrix} \end{aligned}$$

$\square$

**Example ONFV**

**Orthonormal set, four vectors**

As an exercise convert the linearly independent set

$$S = \left\{ \begin{bmatrix} 1+i \\ 1 \\ 1-i \\ i \end{bmatrix}, \begin{bmatrix} i \\ 1+i \\ -1 \\ -i \end{bmatrix}, \begin{bmatrix} i \\ -i \\ -1+i \\ 1 \end{bmatrix}, \begin{bmatrix} -1-i \\ i \\ 1 \\ -1 \end{bmatrix} \right\}$$

to an orthogonal set via the Gram-Schmidt Process (Theorem GSP [171]) and then scale the vectors to norm 1 to create an orthonormal set. You should get the same set you would if you scaled the orthogonal set of Example AOS [169] to become an orthonormal set.  $\square$

It is crazy to do all but the simplest and smallest instances of the Gram-Schmidt procedure by hand. Well, OK, maybe just once or twice to get a good understanding of Theorem GSP [171]. After that, let a machine do the work for you. That’s what they are for. See: Computation GSP.MMA [647].

We will see orthonormal sets again in Subsection MINM.UM [223]. They are intimately related to unitary matrices (Definition UM [223]) through Theorem CUMOS [224]. Some of the utility of orthonormal sets is captured by Theorem COB [323] in Subsection B.OBC [323]. Orthonormal sets appear once again in Section OD [579] where they are key in orthonormal diagonalization.



**Subsection READ**  
**Reading Questions**

---

1. Is the set

$$\left\{ \begin{bmatrix} 1 \\ -1 \\ 2 \end{bmatrix}, \begin{bmatrix} 5 \\ 3 \\ -1 \end{bmatrix}, \begin{bmatrix} 8 \\ 4 \\ -2 \end{bmatrix} \right\}$$

an orthogonal set? Why?

2. What is the distinction between an orthogonal set and an orthonormal set?
3. What is nice about the output of the Gram-Schmidt process?

**Subsection EXC**  
**Exercises**

---

**C20** Complete Example AOS [169] by verifying that the four remaining inner products are zero.

Contributed by Robert Beezer

**C21** Verify that the set  $T$  created in Example GSTV [172] by the Gram-Schmidt Procedure is an orthogonal set.

Contributed by Robert Beezer

**T10** Prove part 1 of the conclusion of Theorem IPVA [165].

Contributed by Robert Beezer

**T11** Prove part 1 of the conclusion of Theorem IPSM [165].

Contributed by Robert Beezer

**T20** Suppose that  $\mathbf{u}, \mathbf{v}, \mathbf{w} \in \mathbb{C}^n$ ,  $\alpha, \beta \in \mathbb{C}$  and  $\mathbf{u}$  is orthogonal to both  $\mathbf{v}$  and  $\mathbf{w}$ . Prove that  $\mathbf{u}$  is orthogonal to  $\alpha\mathbf{v} + \beta\mathbf{w}$ .

Contributed by Robert Beezer    Solution [176]

**T30** Suppose that the set  $S$  in the hypothesis of Theorem GSP [171] is not just linearly independent, but is also orthogonal. Prove that the set  $T$  created by the Gram-Schmidt procedure is equal to  $S$ . (Note that we are getting a stronger conclusion than  $\langle T \rangle = \langle S \rangle$  — the conclusion is that  $T = S$ .) In other words, it is pointless to apply the Gram-Schmidt procedure to a set that is already orthogonal.

Contributed by Steve Canfield

**Subsection SOL  
Solutions**

---

**T20** Contributed by Robert Beezer Statement [175]

Vectors are orthogonal if their inner product is zero (Definition OV [168]), so we compute,

$$\begin{aligned}\langle \alpha \mathbf{v} + \beta \mathbf{w}, \mathbf{u} \rangle &= \langle \alpha \mathbf{v}, \mathbf{u} \rangle + \langle \beta \mathbf{w}, \mathbf{u} \rangle && \text{Theorem IPVA [165]} \\ &= \alpha \langle \mathbf{v}, \mathbf{u} \rangle + \beta \langle \mathbf{w}, \mathbf{u} \rangle && \text{Theorem IPSM [165]} \\ &= \alpha (0) + \beta (0) && \text{Definition OV [168]} \\ &= 0\end{aligned}$$

So by Definition OV [168],  $\mathbf{u}$  and  $\alpha \mathbf{v} + \beta \mathbf{w}$  are an orthogonal pair of vectors.

## Annotated Acronyms V

### Vectors

---

Theorem VSPCV [84]

These are the fundamental rules for working with the addition, and scalar multiplication, of column vectors. We will see something very similar in the next chapter (Theorem VSPM [179]) and then this will be generalized into what is arguably our most important definition, Definition VS [272].

Theorem SLSLC [91]

Vector addition and scalar multiplication are the two fundamental operations on vectors, and linear combinations roll them both into one. Theorem SLSLC [91] connects linear combinations with systems of equations. This one we will see often enough that it is worth memorizing.

Theorem PSPHS [102]

This theorem is interesting in its own right, and sometimes the vagueness surrounding the choice of  $\mathbf{z}$  can seem mysterious. But we list it here because we will see an important theorem in Section ILT [460] which will generalize this result (Theorem KPI [466]).

Theorem LIVRN [133]

If you have a set of column vectors, this is the fastest computational approach to determine if the set is linearly independent. Make the vectors the columns of a matrix, row-reduce, compare  $r$  and  $n$ . That's it — and you always get an answer. Put this one in your toolkit.

Theorem BNS [136]

We will have several theorems (all listed in these “Annotated Acronyms” sections) whose conclusions will provide a linearly independent set of vectors whose span equals some set of interest (the null space here). While the notation in this theorem might appear a gruesome, in practice it can become very routine to apply. So practice this one — we'll be using it all through the book.

Theorem BS [154]

As promised, another theorem that provides a linearly independent set of vectors whose span equals some set of interest (a span now). You can use this one to clean up *any* span.

# Chapter M

## Matrices

---

We have made frequent use of matrices for solving systems of equations, and we have begun to investigate a few of their properties, such as the null space and nonsingularity. In this chapter, we will take a more systematic approach to the study of matrices.

### Section MO

#### Matrix Operations

---

In this section we will back up and start simple. First a definition of a totally general set of matrices.

##### Definition VSM

##### Vector Space of $m \times n$ Matrices

The vector space  $M_{mn}$  is the set of all  $m \times n$  matrices with entries from the set of complex numbers.

(This definition contains Notation VSM.)

△

##### Subsection MEASM

##### Matrix Equality, Addition, Scalar Multiplication

---

Just as we made, and used, a careful definition of equality for column vectors, so too, we have precise definitions for matrices.

##### Definition ME

##### Matrix Equality

The  $m \times n$  matrices  $A$  and  $B$  are **equal**, written  $A = B$  provided  $[A]_{ij} = [B]_{ij}$  for all  $1 \leq i \leq m$ ,  $1 \leq j \leq n$ .

(This definition contains Notation ME.)

△

So equality of matrices translates to the equality of complex numbers, on an entry-by-entry basis. Notice that we now have yet another definition that uses the symbol “=” for shorthand. Whenever a theorem has a conclusion saying two matrices are equal (think about your objects), we will consider appealing to this definition as a way of formulating the top-level structure of the proof. We will now define two operations on the set  $M_{mn}$ . Again, we will overload a symbol (+) and a convention (juxtaposition for scalar multiplication).

##### Definition MA

##### Matrix Addition

Given the  $m \times n$  matrices  $A$  and  $B$ , define the **sum** of  $A$  and  $B$  as an  $m \times n$  matrix, written  $A + B$ , according to

$$[A + B]_{ij} = [A]_{ij} + [B]_{ij} \qquad 1 \leq i \leq m, 1 \leq j \leq n$$

(This definition contains Notation MA.) △

So matrix addition takes two matrices of the same size and combines them (in a natural way!) to create a new matrix of the same size. Perhaps this is the “obvious” thing to do, but it doesn’t relieve us from the obligation to state it carefully.

### Example MA

#### Addition of two matrices in $M_{23}$

If

$$A = \begin{bmatrix} 2 & -3 & 4 \\ 1 & 0 & -7 \end{bmatrix} \qquad B = \begin{bmatrix} 6 & 2 & -4 \\ 3 & 5 & 2 \end{bmatrix}$$

then

$$A + B = \begin{bmatrix} 2 & -3 & 4 \\ 1 & 0 & -7 \end{bmatrix} + \begin{bmatrix} 6 & 2 & -4 \\ 3 & 5 & 2 \end{bmatrix} = \begin{bmatrix} 2+6 & -3+2 & 4+(-4) \\ 1+3 & 0+5 & -7+2 \end{bmatrix} = \begin{bmatrix} 8 & -1 & 0 \\ 4 & 5 & -5 \end{bmatrix}$$

⊠

Our second operation takes two objects of different types, specifically a number and a matrix, and combines them to create another matrix. As with vectors, in this context we call a number a **scalar** in order to emphasize that it is not a matrix.

### Definition MSM

#### Matrix Scalar Multiplication

Given the  $m \times n$  matrix  $A$  and the scalar  $\alpha \in \mathbb{C}$ , the **scalar multiple** of  $A$  is an  $m \times n$  matrix, written  $\alpha A$  and defined according to

$$[\alpha A]_{ij} = \alpha [A]_{ij} \qquad 1 \leq i \leq m, 1 \leq j \leq n$$

(This definition contains Notation MSM.) △

Notice again that we have yet another kind of multiplication, and it is again written putting two symbols side-by-side. Computationally, scalar matrix multiplication is very easy.

### Example MSM

#### Scalar multiplication in $M_{32}$

If

$$A = \begin{bmatrix} 2 & 8 \\ -3 & 5 \\ 0 & 1 \end{bmatrix}$$

and  $\alpha = 7$ , then

$$\alpha A = 7 \begin{bmatrix} 2 & 8 \\ -3 & 5 \\ 0 & 1 \end{bmatrix} = \begin{bmatrix} 7(2) & 7(8) \\ 7(-3) & 7(5) \\ 7(0) & 7(1) \end{bmatrix} = \begin{bmatrix} 14 & 56 \\ -21 & 35 \\ 0 & 7 \end{bmatrix}$$

⊠

## Subsection VSP

### Vector Space Properties

---

With definitions of matrix addition and scalar multiplication we can now state, and prove, several properties of each operation, and some properties that involve their interplay. We now collect ten of them here for later reference.

### Theorem VSPM

#### Vector Space Properties of Matrices

Suppose that  $M_{mn}$  is the set of all  $m \times n$  matrices (Definition VSM [178]) with addition and scalar multiplication as defined in Definition MA [178] and Definition MSM [179]. Then

- **ACM Additive Closure, Matrices**  
If  $A, B \in M_{mn}$ , then  $A + B \in M_{mn}$ .
- **SCM Scalar Closure, Matrices**  
If  $\alpha \in \mathbb{C}$  and  $A \in M_{mn}$ , then  $\alpha A \in M_{mn}$ .
- **CM Commutativity, Matrices**  
If  $A, B \in M_{mn}$ , then  $A + B = B + A$ .
- **AAM Additive Associativity, Matrices**  
If  $A, B, C \in M_{mn}$ , then  $A + (B + C) = (A + B) + C$ .
- **ZM Zero Vector, Matrices**  
There is a matrix,  $\mathcal{O}$ , called the **zero matrix**, such that  $A + \mathcal{O} = A$  for all  $A \in M_{mn}$ .
- **AIM Additive Inverses, Matrices**  
If  $A \in M_{mn}$ , then there exists a matrix  $-A \in M_{mn}$  so that  $A + (-A) = \mathcal{O}$ .
- **SMAM Scalar Multiplication Associativity, Matrices**  
If  $\alpha, \beta \in \mathbb{C}$  and  $A \in M_{mn}$ , then  $\alpha(\beta A) = (\alpha\beta)A$ .
- **DMAM Distributivity across Matrix Addition, Matrices**  
If  $\alpha \in \mathbb{C}$  and  $A, B \in M_{mn}$ , then  $\alpha(A + B) = \alpha A + \alpha B$ .
- **DSAM Distributivity across Scalar Addition, Matrices**  
If  $\alpha, \beta \in \mathbb{C}$  and  $A \in M_{mn}$ , then  $(\alpha + \beta)A = \alpha A + \beta A$ .
- **OM One, Matrices**  
If  $A \in M_{mn}$ , then  $1A = A$ .

□

**Proof** While some of these properties seem very obvious, they all require proof. However, the proofs are not very interesting, and border on tedious. We'll prove one version of distributivity very carefully, and you can test your proof-building skills on some of the others. We'll give our new notation for matrix entries a workout here. Compare the style of the proofs here with those given for vectors in Theorem VSPCV [84] — while the objects here are more complicated, our notation makes the proofs cleaner.

To prove Property DSAM [180],  $(\alpha + \beta)A = \alpha A + \beta A$ , we need to establish the equality of two matrices (see Technique GS [665]). Definition ME [178] says we need to establish the equality of their entries, one-by-one. How do we do this, when we do not even know how many entries the two matrices might have? This is where Notation ME [178] comes into play. Ready? Here we go.

For *any*  $i$  and  $j$ ,  $1 \leq i \leq m$ ,  $1 \leq j \leq n$ ,

$$\begin{aligned}
 [(\alpha + \beta)A]_{ij} &= (\alpha + \beta) [A]_{ij} && \text{Definition MSM [179]} \\
 &= \alpha [A]_{ij} + \beta [A]_{ij} && \text{Distributivity in } \mathbb{C} \\
 &= [\alpha A]_{ij} + [\beta A]_{ij} && \text{Definition MSM [179]} \\
 &= [\alpha A + \beta A]_{ij} && \text{Definition MA [178]}
 \end{aligned}$$

There are several things to notice here. (1) Each equals sign is an equality of numbers. (2) The two ends of the equation, being true for any  $i$  and  $j$ , allow us to conclude the equality of the matrices by Definition ME [178]. (3) There are several plus signs, and several instances of juxtaposition. Identify each one, and state exactly what operation is being represented by each. ■

For now, note the similarities between Theorem VSPM [179] about matrices and Theorem VSPCV [84] about vectors.

The zero matrix described in this theorem,  $\mathcal{O}$ , is what you would expect — a matrix full of zeros.

**Definition ZM****Zero Matrix**

The  $m \times n$  **zero matrix** is written as  $\mathcal{O} = \mathcal{O}_{m \times n}$  and defined by  $[\mathcal{O}]_{ij} = 0$ , for all  $1 \leq i \leq m$ ,  $1 \leq j \leq n$ .

(This definition contains Notation ZM.) △

**Subsection TSM****Transposes and Symmetric Matrices**

We describe one more common operation we can perform on matrices. Informally, to transpose a matrix is to build a new matrix by swapping its rows and columns.

**Definition TM****Transpose of a Matrix**

Given an  $m \times n$  matrix  $A$ , its **transpose** is the  $n \times m$  matrix  $A^t$  given by

$$[A^t]_{ij} = [A]_{ji}, \quad 1 \leq i \leq n, 1 \leq j \leq m.$$

(This definition contains Notation TM.) △

**Example TM****Transpose of a  $3 \times 4$  matrix**

Suppose

$$D = \begin{bmatrix} 3 & 7 & 2 & -3 \\ -1 & 4 & 2 & 8 \\ 0 & 3 & -2 & 5 \end{bmatrix}.$$

We could formulate the transpose, entry-by-entry, using the definition. But it is easier to just systematically rewrite rows as columns (or vice-versa). The form of the definition given will be more useful in proofs. So we have

$$D^t = \begin{bmatrix} 3 & -1 & 0 \\ 7 & 4 & 3 \\ 2 & 2 & -2 \\ -3 & 8 & 5 \end{bmatrix}$$

⊠

It will sometimes happen that a matrix is equal to its transpose. In this case, we will call a matrix **symmetric**. These matrices occur naturally in certain situations, and also have some nice properties, so it is worth stating the definition carefully. Informally a matrix is symmetric if we can “flip” it about the main diagonal (upper-left corner, running down to the lower-right corner) and have it look unchanged.

**Definition SYM****Symmetric Matrix**

The matrix  $A$  is **symmetric** if  $A = A^t$ . △

**Example SYM****A symmetric  $5 \times 5$  matrix**

The matrix

$$E = \begin{bmatrix} 2 & 3 & -9 & 5 & 7 \\ 3 & 1 & 6 & -2 & -3 \\ -9 & 6 & 0 & -1 & 9 \\ 5 & -2 & -1 & 4 & -8 \\ 7 & -3 & 9 & -8 & -3 \end{bmatrix}$$



is symmetric. ☒

You might have noticed that Definition SYM [181] did not specify the size of the matrix  $A$ , as has been our custom. That's because it wasn't necessary. An alternative would have been to state the definition just for square matrices, but this is the substance of the next proof. Before reading the next proof, we want to offer you some advice about how to become more proficient at constructing proofs. Perhaps you can apply this advice to the next theorem. Have a peek at Technique P [671] now.

**Theorem SMS**

**Symmetric Matrices are Square**

Suppose that  $A$  is a symmetric matrix. Then  $A$  is square. ☐

**Proof** We start by specifying  $A$ 's size, without assuming it is square, since we are trying to *prove* that, so we can't also assume it. Suppose  $A$  is an  $m \times n$  matrix. Because  $A$  is symmetric, we know by Definition SM [364] that  $A = A^t$ . So, in particular, Definition ME [178] requires that  $A$  and  $A^t$  must have the same size. The size of  $A^t$  is  $n \times m$ . Because  $A$  has  $m$  rows and  $A^t$  has  $n$  rows, we conclude that  $m = n$ , and hence  $A$  must be square by Definition SQM [69]. ■

We finish this section with three easy theorems, but they illustrate the interplay of our three new operations, our new notation, and the techniques used to prove matrix equalities.

**Theorem TMA**

**Transpose and Matrix Addition**

Suppose that  $A$  and  $B$  are  $m \times n$  matrices. Then  $(A + B)^t = A^t + B^t$ . ☐

**Proof** The statement to be proved is an equality of matrices, so we work entry-by-entry and use Definition ME [178]. Think carefully about the objects involved here, and the many uses of the plus sign. For  $1 \leq i \leq m, 1 \leq j \leq n$ ,

$$\begin{aligned} [(A + B)^t]_{ij} &= [A + B]_{ji} && \text{Definition TM [181]} \\ &= [A]_{ji} + [B]_{ji} && \text{Definition MA [178]} \\ &= [A^t]_{ij} + [B^t]_{ij} && \text{Definition TM [181]} \\ &= [A^t + B^t]_{ij} && \text{Definition MA [178]} \end{aligned}$$

Since the matrices  $(A + B)^t$  and  $A^t + B^t$  agree at each entry, Definition ME [178] tells us the two matrices are equal. ■

**Theorem TMSM**

**Transpose and Matrix Scalar Multiplication**

Suppose that  $\alpha \in \mathbb{C}$  and  $A$  is an  $m \times n$  matrix. Then  $(\alpha A)^t = \alpha A^t$ . ☐

**Proof** The statement to be proved is an equality of matrices, so we work entry-by-entry and use Definition ME [178]. Notice that the desired equality is of  $n \times m$  matrices, and think carefully about the objects involved here, plus the many uses of juxtaposition. For  $1 \leq i \leq m, 1 \leq j \leq n$ ,

$$\begin{aligned} [(\alpha A)^t]_{ji} &= [\alpha A]_{ij} && \text{Definition TM [181]} \\ &= \alpha [A]_{ij} && \text{Definition MSM [179]} \\ &= \alpha [A^t]_{ji} && \text{Definition TM [181]} \\ &= [\alpha A^t]_{ji} && \text{Definition MSM [179]} \end{aligned}$$

Since the matrices  $(\alpha A)^t$  and  $\alpha A^t$  agree at each entry, Definition ME [178] tells us the two matrices are equal. ■

**Theorem TT**

**Transpose of a Transpose**

Suppose that  $A$  is an  $m \times n$  matrix. Then  $(A^t)^t = A$ . □

**Proof** We again want to prove an equality of matrices, so we work entry-by-entry and use Definition ME [178]. For  $1 \leq i \leq m$ ,  $1 \leq j \leq n$ ,

$$\begin{aligned} [(A^t)^t]_{ij} &= [A^t]_{ji} && \text{Definition TM [181]} \\ &= [A]_{ij} && \text{Definition TM [181]} \end{aligned}$$

■

Its usually straightforward to coax the transpose of a matrix out of a computational device. See: Computation TM.MMA [647] Computation TM.TI86 [649] Computation TM.SAGE [653].

## Subsection MCC Matrices and Complex Conjugation

---

As we did with vectors (Definition CCCV [163]), we can define what it means to take the conjugate of a matrix.

### Definition CCM Complex Conjugate of a Matrix

Suppose  $A$  is an  $m \times n$  matrix. Then the **conjugate** of  $A$ , written  $\overline{A}$  is an  $m \times n$  matrix defined by

$$[\overline{A}]_{ij} = \overline{[A]_{ij}}$$

(This definition contains Notation CCM.) △

### Example CCM Complex conjugate of a matrix

If

$$A = \begin{bmatrix} 2 - i & 3 & 5 + 4i \\ -3 + 6i & 2 - 3i & 0 \end{bmatrix}$$

then

$$\overline{A} = \begin{bmatrix} 2 + i & 3 & 5 - 4i \\ -3 - 6i & 2 + 3i & 0 \end{bmatrix}$$

⊠

The interplay between the conjugate of a matrix and the two operations on matrices is what you might expect.

### Theorem CRMA Conjugation Respects Matrix Addition

Suppose that  $A$  and  $B$  are  $m \times n$  matrices. Then  $\overline{A + B} = \overline{A} + \overline{B}$ . □

**Proof** For  $1 \leq i \leq m$ ,  $1 \leq j \leq n$ ,

$$\begin{aligned} \overline{[A + B]_{ij}} &= \overline{[A + B]_{ij}} && \text{Definition CCM [183]} \\ &= \overline{[A]_{ij} + [B]_{ij}} && \text{Definition MA [178]} \\ &= \overline{[A]_{ij}} + \overline{[B]_{ij}} && \text{Theorem CCRA [657]} \\ &= [A]_{ij} + [B]_{ij} && \text{Definition CCM [183]} \\ &= [\overline{A} + \overline{B}]_{ij} && \text{Definition MA [178]} \end{aligned}$$

Since the matrices  $\overline{A+B}$  and  $\overline{A}+\overline{B}$  are equal in each entry, Definition ME [178] says that  $\overline{A+B} = \overline{A}+\overline{B}$ . ■

### Theorem CRMSM

#### Conjugation Respects Matrix Scalar Multiplication

Suppose that  $\alpha \in \mathbb{C}$  and  $A$  is an  $m \times n$  matrix. Then  $\overline{\alpha A} = \overline{\alpha} \overline{A}$ . □

**Proof** For  $1 \leq i \leq m$ ,  $1 \leq j \leq n$ ,

$$\begin{aligned} [\overline{\alpha A}]_{ij} &= \overline{[\alpha A]_{ij}} && \text{Definition CCM [183]} \\ &= \overline{\alpha [A]_{ij}} && \text{Definition MSM [179]} \\ &= \overline{\alpha} \overline{[A]_{ij}} && \text{Theorem CCRM [657]} \\ &= \overline{\alpha} [A]_{ij} && \text{Definition CCM [183]} \\ &= [\overline{\alpha} \overline{A}]_{ij} && \text{Definition MSM [179]} \end{aligned}$$

Since the matrices  $\overline{\alpha A}$  and  $\overline{\alpha} \overline{A}$  are equal in each entry, Definition ME [178] says that  $\overline{\alpha A} = \overline{\alpha} \overline{A}$ . ■

### Theorem CCM

#### Conjugate of the Conjugate of a Matrix

Suppose that  $A$  is an  $m \times n$  matrix. Then  $\overline{\overline{A}} = A$ . □

**Proof** For  $1 \leq i \leq m$ ,  $1 \leq j \leq n$ ,

$$\begin{aligned} [\overline{\overline{A}}]_{ij} &= \overline{[\overline{A}]_{ij}} && \text{Definition CCM [183]} \\ &= \overline{\overline{[A]_{ij}}} && \text{Definition CCM [183]} \\ &= [A]_{ij} && \text{Theorem CCT [658]} \end{aligned}$$

Since the matrices  $\overline{\overline{A}}$  and  $A$  are equal in each entry, Definition ME [178] says that  $\overline{\overline{A}} = A$ . ■

Finally, we will need the following result about matrix conjugation and transposes later.

### Theorem MCT

#### Matrix Conjugation and Transposes

Suppose that  $A$  is an  $m \times n$  matrix. Then  $\overline{(A^t)} = (\overline{A})^t$ . □

**Proof** For  $1 \leq i \leq m$ ,  $1 \leq j \leq n$ ,

$$\begin{aligned} [\overline{(A^t)}]_{ji} &= \overline{[A^t]_{ji}} && \text{Definition CCM [183]} \\ &= \overline{[A]_{ij}} && \text{Definition TM [181]} \\ &= [A]_{ij} && \text{Definition CCM [183]} \\ &= [(\overline{A})^t]_{ji} && \text{Definition TM [181]} \end{aligned}$$

Since the matrices  $\overline{(A^t)}$  and  $(\overline{A})^t$  are equal in each entry, Definition ME [178] says that  $\overline{(A^t)} = (\overline{A})^t$ . ■

## Subsection AM

### Adjoint of a Matrix

The combination of transposing and conjugating a matrix will be important in subsequent sections, such as Subsection MINM.UM [223] and Section OD [579]. We make a key definition here and prove some basic results in the same spirit as those above.

**Definition A**

**Adjoint**

If  $A$  is a square matrix, then its **adjoint** is  $A^* = (\overline{A})^t$ .

(This definition contains Notation A.) △

You will see the adjoint written elsewhere variously as  $A^H$ ,  $A^*$  or  $A^\dagger$ . Notice that Theorem MCT [184] says it does not really matter if we conjugate and then transpose, or transpose and then conjugate.

**Theorem AMA**

**Adjoint and Matrix Addition**

Suppose  $A$  and  $B$  are matrices of the same size. Then  $(A + B)^* = A^* + B^*$ . □

**Proof**

$$\begin{aligned}
 (A + B)^* &= \overline{(A + B)}^t && \text{Definition A [185]} \\
 &= \overline{A + B}^t && \text{Theorem CRMA [183]} \\
 &= \overline{A}^t + \overline{B}^t && \text{Theorem TMA [182]} \\
 &= A^* + B^* && \text{Definition A [185]}
 \end{aligned}$$



**Theorem AMSM**

**Adjoint and Matrix Scalar Multiplication**

Suppose  $\alpha \in \mathbb{C}$  is a scalar and  $A$  is a matrix. Then  $(\alpha A)^* = \overline{\alpha} A^*$ . □

**Proof**

$$\begin{aligned}
 (\alpha A)^* &= \overline{(\alpha A)}^t && \text{Definition A [185]} \\
 &= \overline{\alpha A}^t && \text{Theorem CRMSM [184]} \\
 &= \overline{\alpha} \overline{A}^t && \text{Theorem TMSM [182]} \\
 &= \overline{\alpha} A^* && \text{Definition A [185]}
 \end{aligned}$$



**Theorem AA**

**Adjoint of an Adjoint**

Suppose that  $A$  is a matrix. Then  $(A^*)^* = A$  □

**Proof**

$$\begin{aligned}
 (A^*)^* &= \overline{(A^*)}^t && \text{Definition A [185]} \\
 &= \overline{((A^*)^t)} && \text{Theorem MCT [184]} \\
 &= \overline{\left(\overline{(\overline{A}^t)^t}\right)} && \text{Definition A [185]} \\
 &= \overline{\overline{A}} && \text{Theorem TT [182]} \\
 &= A && \text{Theorem CCM [184]}
 \end{aligned}$$



Take note of how the theorems in this section, while simple, build on earlier theorems and definitions and never descend to the level of entry-by-entry proofs based on Definition ME [178]. In other words, the equal signs that appear in the previous proofs are equalities of matrices, not scalars (which is the opposite of a proof like that of Theorem TMA [182]).

**Subsection READ**  
**Reading Questions**

---

1. Perform the following matrix computation.

$$(6) \begin{bmatrix} 2 & -2 & 8 & 1 \\ 4 & 5 & -1 & 3 \\ 7 & -3 & 0 & 2 \end{bmatrix} + (-2) \begin{bmatrix} 2 & 7 & 1 & 2 \\ 3 & -1 & 0 & 5 \\ 1 & 7 & 3 & 3 \end{bmatrix}$$

2. Theorem VSPM [179] reminds you of what previous theorem? How strong is the similarity?
3. Compute the transpose of the matrix below.

$$\begin{bmatrix} 6 & 8 & 4 \\ -2 & 1 & 0 \\ 9 & -5 & 6 \end{bmatrix}$$

## Subsection EXC

### Exercises

In Chapter V [81] we defined the operations of vector addition and vector scalar multiplication in Definition CVA [82] and Definition CVSM [83]. These two operations formed the underpinnings of the remainder of the chapter. We have now defined similar operations for matrices in Definition MA [178] and Definition MSM [179]. You will have noticed the resulting similarities between Theorem VSPCV [84] and Theorem VSPM [179].

In Exercises M20–M25, you will be asked to extend these similarities to other fundamental definitions and concepts we first saw in Chapter V [81]. This sequence of problems was suggested by Martin Jackson.

**M20** Suppose  $S = \{B_1, B_2, B_3, \dots, B_p\}$  is a set of matrices from  $M_{mn}$ . Formulate appropriate definitions for the following terms and give an example of the use of each.

1. A linear combination of elements of  $S$ .
2. A relation of linear dependence on  $S$ , both trivial and non-trivial.
3.  $S$  is a linearly independent set.
4.  $\langle S \rangle$ .

Contributed by Robert Beezer

**M21** Show that the set  $S$  is linearly independent in  $M_{2,2}$ .

$$S = \left\{ \begin{bmatrix} 1 & 0 \\ 0 & 0 \end{bmatrix}, \begin{bmatrix} 0 & 1 \\ 0 & 0 \end{bmatrix}, \begin{bmatrix} 0 & 0 \\ 1 & 0 \end{bmatrix}, \begin{bmatrix} 0 & 0 \\ 0 & 1 \end{bmatrix} \right\}$$

Contributed by Robert Beezer

**M22** Determine if the set

$$S = \left\{ \begin{bmatrix} -2 & 3 & 4 \\ -1 & 3 & -2 \end{bmatrix}, \begin{bmatrix} 4 & -2 & 2 \\ 0 & -1 & 1 \end{bmatrix}, \begin{bmatrix} -1 & -2 & -2 \\ 2 & 2 & 2 \end{bmatrix}, \begin{bmatrix} -1 & 1 & 0 \\ -1 & 0 & -2 \end{bmatrix}, \begin{bmatrix} -1 & 2 & -2 \\ 0 & -1 & -2 \end{bmatrix} \right\}$$

is linearly independent in  $M_{2,3}$ .

Contributed by Robert Beezer

**M23** Determine if the matrix  $A$  is in the span of  $S$ . In other words, is  $A \in \langle S \rangle$ ? If so write  $A$  as a linear combination of the elements of  $S$ .

$$A = \begin{bmatrix} -13 & 24 & 2 \\ -8 & -2 & -20 \end{bmatrix}$$

$$S = \left\{ \begin{bmatrix} -2 & 3 & 4 \\ -1 & 3 & -2 \end{bmatrix}, \begin{bmatrix} 4 & -2 & 2 \\ 0 & -1 & 1 \end{bmatrix}, \begin{bmatrix} -1 & -2 & -2 \\ 2 & 2 & 2 \end{bmatrix}, \begin{bmatrix} -1 & 1 & 0 \\ -1 & 0 & -2 \end{bmatrix}, \begin{bmatrix} -1 & 2 & -2 \\ 0 & -1 & -2 \end{bmatrix} \right\}$$

Contributed by Robert Beezer

**M24** Suppose  $Y$  is the set of all  $3 \times 3$  symmetric matrices (Definition SYM [181]). Find a set  $T$  so that  $T$  is linearly independent and  $\langle T \rangle = Y$ .

Contributed by Robert Beezer

**M25** Define a subset of  $M_{3,3}$  by

$$U_{33} = \left\{ A \in M_{3,3} \mid [A]_{ij} = 0 \text{ whenever } i > j \right\}$$

Find a set  $R$  so that  $R$  is linearly independent and  $\langle R \rangle = U_{33}$ .

Contributed by Robert Beezer

**T13** Prove Property CM [180] of Theorem VSPM [179]. Write your proof in the style of the proof of Property DSAM [180] given in this section.

Contributed by Robert Beezer Solution [189]

**T14** Prove Property AAM [180] of Theorem VSPM [179]. Write your proof in the style of the proof of Property DSAM [180] given in this section.

Contributed by Robert Beezer

**T17** Prove Property SMAM [180] of Theorem VSPM [179]. Write your proof in the style of the proof of Property DSAM [180] given in this section.

Contributed by Robert Beezer

**T18** Prove Property DMAM [180] of Theorem VSPM [179]. Write your proof in the style of the proof of Property DSAM [180] given in this section.

Contributed by Robert Beezer

**Subsection SOL  
Solutions**

---

**T13** Contributed by Robert Beezer Statement [188]

For all  $A, B \in M_{mn}$  and for all  $1 \leq i \leq m, 1 \leq j \leq n$ ,

$$\begin{aligned} [A + B]_{ij} &= [A]_{ij} + [B]_{ij} && \text{Definition MA [178]} \\ &= [B]_{ij} + [A]_{ij} && \text{Commutativity in } \mathbb{C} \\ &= [B + A]_{ij} && \text{Definition MA [178]} \end{aligned}$$

With equality of each entry of the matrices  $A + B$  and  $B + A$  being equal Definition ME [178] tells us the two matrices are equal.



## Section MM

### Matrix Multiplication

We know how to add vectors and how to multiply them by scalars. Together, these operations give us the possibility of making linear combinations. Similarly, we know how to add matrices and how to multiply matrices by scalars. In this section we mix all these ideas together and produce an operation known as “matrix multiplication.” This will lead to some results that are both surprising and central. We begin with a definition of how to multiply a vector by a matrix.

#### Subsection MVP

##### Matrix-Vector Product

We have repeatedly seen the importance of forming linear combinations of the columns of a matrix. As one example of this, the oft-used Theorem SLSLC [91], said that every solution to a system of linear equations gives rise to a linear combination of the column vectors of the coefficient matrix that equals the vector of constants. This theorem, and others, motivate the following central definition.

##### Definition MVP

##### Matrix-Vector Product

Suppose  $A$  is an  $m \times n$  matrix with columns  $\mathbf{A}_1, \mathbf{A}_2, \mathbf{A}_3, \dots, \mathbf{A}_n$  and  $\mathbf{u}$  is a vector of size  $n$ . Then the **matrix-vector product** of  $A$  with  $\mathbf{u}$  is the linear combination

$$\mathbf{A}\mathbf{u} = [\mathbf{u}]_1 \mathbf{A}_1 + [\mathbf{u}]_2 \mathbf{A}_2 + [\mathbf{u}]_3 \mathbf{A}_3 + \cdots + [\mathbf{u}]_n \mathbf{A}_n$$

(This definition contains Notation MVP.)

△

So, the matrix-vector product is yet another version of “multiplication,” at least in the sense that we have yet again overloaded juxtaposition of two symbols as our notation. Remember your objects, an  $m \times n$  matrix times a vector of size  $n$  will create a vector of size  $m$ . So if  $A$  is rectangular, then the size of the vector changes. With all the linear combinations we have performed so far, this computation should now seem second nature.

##### Example MTV

##### A matrix times a vector

Consider

$$A = \begin{bmatrix} 1 & 4 & 2 & 3 & 4 \\ -3 & 2 & 0 & 1 & -2 \\ 1 & 6 & -3 & -1 & 5 \end{bmatrix} \quad \mathbf{u} = \begin{bmatrix} 2 \\ 1 \\ -2 \\ 3 \\ -1 \end{bmatrix}$$

Then

$$\mathbf{A}\mathbf{u} = 2 \begin{bmatrix} 1 \\ -3 \\ 1 \end{bmatrix} + 1 \begin{bmatrix} 4 \\ 2 \\ 6 \end{bmatrix} + (-2) \begin{bmatrix} 2 \\ 0 \\ -3 \end{bmatrix} + 3 \begin{bmatrix} 3 \\ 1 \\ -1 \end{bmatrix} + (-1) \begin{bmatrix} 4 \\ -2 \\ 5 \end{bmatrix} = \begin{bmatrix} 7 \\ 1 \\ 6 \end{bmatrix}.$$

⊠

We can now represent systems of linear equations compactly with a matrix-vector product (Definition MVP [190]) and column vector equality (Definition CVE [82]). This finally yields a very popular alternative to our unconventional  $\mathcal{LS}(A, \mathbf{b})$  notation.

**Theorem SLEMM**

**Systems of Linear Equations as Matrix Multiplication**

The set of solutions to the linear system  $\mathcal{LS}(A, \mathbf{b})$  equals the set of solutions for  $\mathbf{x}$  in the vector equation  $A\mathbf{x} = \mathbf{b}$ . □

**Proof** This theorem says that two sets (of solutions) are equal. So we need to show that one set of solutions is a subset of the other, and vice versa (Definition SE [660]). Let  $\mathbf{A}_1, \mathbf{A}_2, \mathbf{A}_3, \dots, \mathbf{A}_n$  be the columns of  $A$ . Both of these set inclusions then follow from the following chain of equivalences (Technique E [666]),

$$\begin{aligned} \mathbf{x} \text{ is a solution to } \mathcal{LS}(A, \mathbf{b}) & \\ \iff [\mathbf{x}]_1 \mathbf{A}_1 + [\mathbf{x}]_2 \mathbf{A}_2 + [\mathbf{x}]_3 \mathbf{A}_3 + \dots + [\mathbf{x}]_n \mathbf{A}_n = \mathbf{b} & \text{Theorem SLSLC [91]} \\ \iff \mathbf{x} \text{ is a solution to } A\mathbf{x} = \mathbf{b} & \text{Definition MVP [190]} \end{aligned}$$



**Example MNSLE**

**Matrix notation for systems of linear equations**

Consider the system of linear equations from Example NSLE [24].

$$\begin{aligned} 2x_1 + 4x_2 - 3x_3 + 5x_4 + x_5 &= 9 \\ 3x_1 + x_2 + x_4 - 3x_5 &= 0 \\ -2x_1 + 7x_2 - 5x_3 + 2x_4 + 2x_5 &= -3 \end{aligned}$$

has coefficient matrix

$$A = \begin{bmatrix} 2 & 4 & -3 & 5 & 1 \\ 3 & 1 & 0 & 1 & -3 \\ -2 & 7 & -5 & 2 & 2 \end{bmatrix}$$

and vector of constants

$$\mathbf{b} = \begin{bmatrix} 9 \\ 0 \\ -3 \end{bmatrix}$$

and so will be described compactly by the vector equation  $A\mathbf{x} = \mathbf{b}$ . ⊠

The matrix-vector product is a very natural computation. We have motivated it by its connections with systems of equations, but here is another example.

**Example MBC**

**Money’s best cities**

Every year *Money* magazine selects several cities in the United States as the “best” cities to live in, based on a wide array of statistics about each city. This is an example of how the editors of *Money* might arrive at a single number that consolidates the statistics about a city. We will analyze Los Angeles, Chicago and New York City, based on four criteria: average high temperature in July (Fahrenheit), number of colleges and universities in a 30-mile radius, number of toxic waste sites in the Superfund environmental clean-up program and a personal crime index based on FBI statistics (average = 100, smaller is safer). It should be apparent how to generalize the example to a greater number of cities and a greater number of statistics.

We begin by building a table of statistics. The rows will be labeled with the cities, and the columns with statistical categories. These values are from *Money’s* website in early 2005.

City	Temp	Colleges	Superfund	Crime
Los Angeles	77	28	93	254
Chicago	84	38	85	363
New York	84	99	1	193

Conceivably these data might reside in a spreadsheet. Now we must combine the statistics for each city. We could accomplish this by weighting each category, scaling the values and summing them. The sizes of the weights would depend upon the numerical size of each statistic generally, but more importantly, they would reflect the editors opinions or beliefs about which statistics were most important to their readers. Is the crime index more important than the number of colleges and universities? Of course, there is no right answer to this question.

Suppose the editors finally decide on the following weights to employ: temperature, 0.23; colleges, 0.46; Superfund,  $-0.05$ ; crime,  $-0.20$ . Notice how negative weights are used for undesirable statistics. Then, for example, the editors would compute for Los Angeles,

$$(0.23)(77) + (0.46)(28) + (-0.05)(93) + (-0.20)(254) = -24.86$$

This computation might remind you of an inner product, but we will produce the computations for all of the cities as a matrix-vector product. Write the table of raw statistics as a matrix

$$T = \begin{bmatrix} 77 & 28 & 93 & 254 \\ 84 & 38 & 85 & 363 \\ 84 & 99 & 1 & 193 \end{bmatrix}$$

and the weights as a vector

$$\mathbf{w} = \begin{bmatrix} 0.23 \\ 0.46 \\ -0.05 \\ -0.20 \end{bmatrix}$$

then the matrix-vector product (Definition MVP [190]) yields

$$T\mathbf{w} = (0.23) \begin{bmatrix} 77 \\ 84 \\ 84 \end{bmatrix} + (0.46) \begin{bmatrix} 28 \\ 38 \\ 99 \end{bmatrix} + (-0.05) \begin{bmatrix} 93 \\ 85 \\ 1 \end{bmatrix} + (-0.20) \begin{bmatrix} 254 \\ 363 \\ 193 \end{bmatrix} = \begin{bmatrix} -24.86 \\ -40.05 \\ 26.21 \end{bmatrix}$$

This vector contains a single number for each of the cities being studied, so the editors would rank New York best (26.21), Los Angeles next ( $-24.86$ ), and Chicago third ( $-40.05$ ). Of course, the mayor's offices in Chicago and Los Angeles are free to counter with a different set of weights that cause their city to be ranked best. These alternative weights would be chosen to play to each cities' strengths, and minimize their problem areas.

If a spreadsheet were used to make these computations, a row of weights would be entered somewhere near the table of data and the formulas in the spreadsheet would effect a matrix-vector product. This example is meant to illustrate how "linear" computations (addition, multiplication) can be organized as a matrix-vector product.

Another example would be the matrix of numerical scores on examinations and exercises for students in a class. The rows would correspond to students and the columns to exams and assignments. The instructor could then assign weights to the different exams and assignments, and via a matrix-vector product, compute a single score for each student.  $\square$

Later (much later) we will need the following theorem, which is really a technical lemma (see Technique LC [672]). Since we are in a position to prove it now, we will. But you can safely skip it for the moment, if you promise to come back later to study the proof when the theorem is employed. At that point you will also be able to understand the comments in the paragraph following the proof.

### Theorem EMMVP

#### Equal Matrices and Matrix-Vector Products

Suppose that  $A$  and  $B$  are  $m \times n$  matrices such that  $A\mathbf{x} = B\mathbf{x}$  for every  $\mathbf{x} \in \mathbb{C}^n$ . Then  $A = B$ .  $\square$

**Proof** We are assuming  $A\mathbf{x} = B\mathbf{x}$  for all  $\mathbf{x} \in \mathbb{C}^n$ , so we can employ this equality for *any* choice of the vector  $\mathbf{x}$ . However, we'll limit our use of this equality to the standard unit vectors,  $\mathbf{e}_j$ ,  $1 \leq j \leq n$  (Definition SUV [169]). For all  $1 \leq j \leq n$ ,  $1 \leq i \leq m$ ,

$$[A]_{ij} = 0[A]_{i1} + \cdots + 0[A]_{i,j-1} + 1[A]_{ij} + 0[A]_{i,j+1} + \cdots + 0[A]_{in}$$

$$\begin{aligned}
 &= [A]_{i1} [\mathbf{e}_j]_1 + [A]_{i2} [\mathbf{e}_j]_2 + [A]_{i3} [\mathbf{e}_j]_3 + \cdots + [A]_{in} [\mathbf{e}_j]_n && \text{Definition SUV [169]} \\
 &= [A\mathbf{e}_j]_i && \text{Definition MVP [190]} \\
 &= [B\mathbf{e}_j]_i && \text{Definition CVE [82]} \\
 &= [B]_{i1} [\mathbf{e}_j]_1 + [B]_{i2} [\mathbf{e}_j]_2 + [B]_{i3} [\mathbf{e}_j]_3 + \cdots + [B]_{in} [\mathbf{e}_j]_n && \text{Definition MVP [190]} \\
 &= 0 [B]_{i1} + \cdots + 0 [B]_{i,j-1} + 1 [B]_{ij} + 0 [B]_{i,j+1} + \cdots + 0 [B]_{in} && \text{Definition SUV [169]} \\
 &= [B]_{ij}
 \end{aligned}$$

So by Definition ME [178] the matrices  $A$  and  $B$  are equal, as desired. ■

You might notice that the hypotheses of this theorem could be “weakened” (i.e. made less restrictive). We could suppose the equality of the matrix-vector products for just the standard unit vectors (Definition SUV [169]) or any other spanning set (Definition TSVS [305]) of  $\mathbb{C}^n$  (Exercise LISS.T40 [312]). However, in practice, when we apply this theorem we will only need this weaker form. (If we made the hypothesis less restrictive, we would call the theorem “stronger.”)

### Subsection MM Matrix Multiplication

---

We now define how to multiply two matrices together. Stop for a minute and think about how you might define this new operation.

Many books would present this definition much earlier in the course. However, we have taken great care to delay it as long as possible and to present as many ideas as practical based mostly on the notion of linear combinations. Towards the conclusion of the course, or when you perhaps take a second course in linear algebra, you may be in a position to appreciate the reasons for this. For now, understand that matrix multiplication is a central definition and perhaps you will appreciate its importance more by having saved it for later.

#### Definition MM Matrix Multiplication

Suppose  $A$  is an  $m \times n$  matrix and  $B$  is an  $n \times p$  matrix with columns  $\mathbf{B}_1, \mathbf{B}_2, \mathbf{B}_3, \dots, \mathbf{B}_p$ . Then the **matrix product** of  $A$  with  $B$  is the  $m \times p$  matrix where column  $i$  is the matrix-vector product  $A\mathbf{B}_i$ . Symbolically,

$$AB = A[\mathbf{B}_1|\mathbf{B}_2|\mathbf{B}_3|\dots|\mathbf{B}_p] = [A\mathbf{B}_1|A\mathbf{B}_2|A\mathbf{B}_3|\dots|A\mathbf{B}_p].$$

△

#### Example PTM Product of two matrices

Set

$$A = \begin{bmatrix} 1 & 2 & -1 & 4 & 6 \\ 0 & -4 & 1 & 2 & 3 \\ -5 & 1 & 2 & -3 & 4 \end{bmatrix} \qquad B = \begin{bmatrix} 1 & 6 & 2 & 1 \\ -1 & 4 & 3 & 2 \\ 1 & 1 & 2 & 3 \\ 6 & 4 & -1 & 2 \\ 1 & -2 & 3 & 0 \end{bmatrix}$$

Then

$$AB = \left[ A \begin{bmatrix} 1 \\ -1 \\ 1 \\ 6 \\ 1 \end{bmatrix} \mid A \begin{bmatrix} 6 \\ 4 \\ 1 \\ 4 \\ -2 \end{bmatrix} \mid A \begin{bmatrix} 2 \\ 3 \\ 2 \\ -1 \\ 3 \end{bmatrix} \mid A \begin{bmatrix} 1 \\ 2 \\ 3 \\ 2 \\ 0 \end{bmatrix} \right] = \begin{bmatrix} 28 & 17 & 20 & 10 \\ 20 & -13 & -3 & -1 \\ -18 & -44 & 12 & -3 \end{bmatrix}.$$

☒

Is this the definition of matrix multiplication you expected? Perhaps our previous operations for matrices caused you to think that we might multiply two matrices of the *same* size, *entry-by-entry*? Notice that our current definition uses matrices of different sizes (though the number of columns in the first must equal the number of rows in the second), and the result is of a third size. Notice too in the previous example that we cannot even consider the product  $BA$ , since the sizes of the two matrices in this order aren't right.

But it gets weirder than that. Many of your old ideas about “multiplication” won't apply to matrix multiplication, but some still will. So make no assumptions, and don't do anything until you have a theorem that says you can. Even if the sizes are right, matrix multiplication is not commutative — order matters.

### Example MMNC

#### Matrix multiplication is not commutative

Set

$$A = \begin{bmatrix} 1 & 3 \\ -1 & 2 \end{bmatrix} \qquad B = \begin{bmatrix} 4 & 0 \\ 5 & 1 \end{bmatrix}.$$

Then we have two square,  $2 \times 2$  matrices, so Definition MM [193] allows us to multiply them in either order. We find

$$AB = \begin{bmatrix} 19 & 3 \\ 6 & 2 \end{bmatrix} \qquad BA = \begin{bmatrix} 4 & 12 \\ 4 & 17 \end{bmatrix}$$

and  $AB \neq BA$ . Not even close. It should not be hard for you to construct other pairs of matrices that do not commute (try a couple of  $3 \times 3$ 's). Can you find a pair of non-identical matrices that *do* commute? ☒

Matrix multiplication is fundamental, so it is a natural procedure for any computational device. See: Computation MM.MMA [648].

## Subsection MMEE

### Matrix Multiplication, Entry-by-Entry

While certain “natural” properties of multiplication don't hold, many more do. In the next subsection, we'll state and prove the relevant theorems. But first, we need a theorem that provides an alternate means of multiplying two matrices. In many texts, this would be given as the *definition* of matrix multiplication. We prefer to turn it around and have the following formula as a consequence of our definition. It will prove useful for proofs of matrix equality, where we need to examine products of matrices, entry-by-entry.

#### Theorem EMP

##### Entries of Matrix Products

Suppose  $A$  is an  $m \times n$  matrix and  $B$  is an  $n \times p$  matrix. Then for  $1 \leq i \leq m$ ,  $1 \leq j \leq p$ , the individual entries of  $AB$  are given by

$$\begin{aligned} [AB]_{ij} &= [A]_{i1} [B]_{1j} + [A]_{i2} [B]_{2j} + [A]_{i3} [B]_{3j} + \cdots + [A]_{in} [B]_{nj} \\ &= \sum_{k=1}^n [A]_{ik} [B]_{kj} \end{aligned}$$

□

**Proof** Denote the columns of  $A$  as the vectors  $\mathbf{A}_1, \mathbf{A}_2, \mathbf{A}_3, \dots, \mathbf{A}_n$  and the columns of  $B$  as the vectors  $\mathbf{B}_1, \mathbf{B}_2, \mathbf{B}_3, \dots, \mathbf{B}_p$ . Then for  $1 \leq i \leq m$ ,  $1 \leq j \leq p$ ,

$$[AB]_{ij} = [A\mathbf{B}_j]_i$$

Definition MM [193]

$$\begin{aligned}
 &= [\mathbf{B}_j]_1 \mathbf{A}_1 + [\mathbf{B}_j]_2 \mathbf{A}_2 + [\mathbf{B}_j]_3 \mathbf{A}_3 + \cdots + [\mathbf{B}_j]_n \mathbf{A}_n]_i && \text{Definition MVP [190]} \\
 &= [[\mathbf{B}_j]_1 \mathbf{A}_1]_i + [[\mathbf{B}_j]_2 \mathbf{A}_2]_i + [[\mathbf{B}_j]_3 \mathbf{A}_3]_i + \cdots + [[\mathbf{B}_j]_n \mathbf{A}_n]_i && \text{Definition CVA [82]} \\
 &= [\mathbf{B}_j]_1 [\mathbf{A}_1]_i + [\mathbf{B}_j]_2 [\mathbf{A}_2]_i + [\mathbf{B}_j]_3 [\mathbf{A}_3]_i + \cdots + [\mathbf{B}_j]_n [\mathbf{A}_n]_i && \text{Definition CVSM [83]} \\
 &= [B]_{1j} [A]_{i1} + [B]_{2j} [A]_{i2} + [B]_{3j} [A]_{i3} + \cdots + [B]_{nj} [A]_{in} && \text{Notation ME [178]} \\
 &= [A]_{i1} [B]_{1j} + [A]_{i2} [B]_{2j} + [A]_{i3} [B]_{3j} + \cdots + [A]_{in} [B]_{nj} && \text{Property CMCN [656]} \\
 &= \sum_{k=1}^n [A]_{ik} [B]_{kj}
 \end{aligned}$$

■

**Example PTMEE**

**Product of two matrices, entry-by-entry**

Consider again the two matrices from Example PTM [193]

$$A = \begin{bmatrix} 1 & 2 & -1 & 4 & 6 \\ 0 & -4 & 1 & 2 & 3 \\ -5 & 1 & 2 & -3 & 4 \end{bmatrix} \qquad B = \begin{bmatrix} 1 & 6 & 2 & 1 \\ -1 & 4 & 3 & 2 \\ 1 & 1 & 2 & 3 \\ 6 & 4 & -1 & 2 \\ 1 & -2 & 3 & 0 \end{bmatrix}$$

Then suppose we just wanted the entry of  $AB$  in the second row, third column:

$$\begin{aligned}
 [AB]_{23} &= [A]_{21} [B]_{13} + [A]_{22} [B]_{23} + [A]_{23} [B]_{33} + [A]_{24} [B]_{43} + [A]_{25} [B]_{53} \\
 &= (0)(2) + (-4)(3) + (1)(2) + (2)(-1) + (3)(3) = -3
 \end{aligned}$$

Notice how there are 5 terms in the sum, since 5 is the common dimension of the two matrices (column count for  $A$ , row count for  $B$ ). In the conclusion of Theorem EMP [194], it would be the index  $k$  that would run from 1 to 5 in this computation. Here’s a bit more practice.

The entry of third row, first column:

$$\begin{aligned}
 [AB]_{31} &= [A]_{31} [B]_{11} + [A]_{32} [B]_{21} + [A]_{33} [B]_{31} + [A]_{34} [B]_{41} + [A]_{35} [B]_{51} \\
 &= (-5)(1) + (1)(-1) + (2)(1) + (-3)(6) + (4)(1) = -18
 \end{aligned}$$

To get some more practice on your own, complete the computation of the other 10 entries of this product. Construct some other pairs of matrices (of compatible sizes) and compute their product two ways. First use Definition MM [193]. Since linear combinations are straightforward for you now, this should be easy to do and to do correctly. Then do it again, using Theorem EMP [194]. Since this process may take some practice, use your first computation to check your work. □

Theorem EMP [194] is the way many people compute matrix products by hand. It will also be very useful for the theorems we are going to prove shortly. However, the definition (Definition MM [193]) is frequently the most useful for its connections with deeper ideas like the null space and the upcoming column space.

**Subsection PMM  
Properties of Matrix Multiplication**

---

In this subsection, we collect properties of matrix multiplication and its interaction with the zero matrix (Definition ZM [181]), the identity matrix (Definition IM [70]), matrix addition (Definition MA [178]), scalar matrix multiplication (Definition MSM [179]), the inner product (Definition IP [164]), conjugation (Theorem MMCC [198]), and the transpose (Definition TM [181]). Whew! Here we go. These are great proofs to practice with, so try to concoct the proofs before reading them, they’ll get progressively more complicated as we go.

**Theorem MMZM**
**Matrix Multiplication and the Zero Matrix**

Suppose  $A$  is an  $m \times n$  matrix. Then

1.  $A\mathcal{O}_{n \times p} = \mathcal{O}_{m \times p}$
2.  $\mathcal{O}_{p \times m}A = \mathcal{O}_{p \times n}$

□

**Proof** We'll prove (1) and leave (2) to you. Entry-by-entry, for  $1 \leq i \leq m$ ,  $1 \leq j \leq p$ ,

$$\begin{aligned}
 [A\mathcal{O}_{n \times p}]_{ij} &= \sum_{k=1}^n [A]_{ik} [\mathcal{O}_{n \times p}]_{kj} && \text{Theorem EMP [194]} \\
 &= \sum_{k=1}^n [A]_{ik} 0 && \text{Definition ZM [181]} \\
 &= \sum_{k=1}^n 0 \\
 &= 0 && \text{Property ZCN [656]} \\
 &= [\mathcal{O}_{m \times p}]_{ij} && \text{Definition ZM [181]}
 \end{aligned}$$

So by the definition of matrix equality (Definition ME [178]), the matrices  $A\mathcal{O}_{n \times p}$  and  $\mathcal{O}_{m \times p}$  are equal. ■

**Theorem MMIM**
**Matrix Multiplication and Identity Matrix**

Suppose  $A$  is an  $m \times n$  matrix. Then

1.  $AI_n = A$
2.  $I_m A = A$

□

**Proof** Again, we'll prove (1) and leave (2) to you. Entry-by-entry, For  $1 \leq i \leq m$ ,  $1 \leq j \leq n$ ,

$$\begin{aligned}
 [AI_n]_{ij} &= \sum_{k=1}^n [A]_{ik} [I_n]_{kj} && \text{Theorem EMP [194]} \\
 &= [A]_{ij} [I_n]_{jj} + \sum_{\substack{k=1 \\ k \neq j}}^n [A]_{ik} [I_n]_{kj} && \text{Property CACN [656]} \\
 &= [A]_{ij} (1) + \sum_{k=1, k \neq j}^n [A]_{ik} (0) && \text{Definition IM [70]} \\
 &= [A]_{ij} + \sum_{k=1, k \neq j}^n 0 \\
 &= [A]_{ij}
 \end{aligned}$$

So the matrices  $A$  and  $AI_n$  are equal, entry-by-entry, and by the definition of matrix equality (Definition ME [178]) we can say they are equal matrices. ■

It is this theorem that gives the identity matrix its name. It is a matrix that behaves with matrix multiplication like the scalar 1 does with scalar multiplication. To multiply by the identity matrix is to have no effect on the other matrix.

**Theorem MMDAA**
**Matrix Multiplication Distributes Across Addition**

Suppose  $A$  is an  $m \times n$  matrix and  $B$  and  $C$  are  $n \times p$  matrices and  $D$  is a  $p \times s$  matrix. Then

1.  $A(B + C) = AB + AC$
2.  $(B + C)D = BD + CD$

□

**Proof** We'll do (1), you do (2). Entry-by-entry, for  $1 \leq i \leq m$ ,  $1 \leq j \leq p$ ,

$$[A(B + C)]_{ij} = \sum_{k=1}^n [A]_{ik} [B + C]_{kj} \quad \text{Theorem EMP [194]}$$

$$\begin{aligned}
 &= \sum_{k=1}^n [A]_{ik} ([B]_{kj} + [C]_{kj}) && \text{Definition MA [178]} \\
 &= \sum_{k=1}^n [A]_{ik} [B]_{kj} + [A]_{ik} [C]_{kj} && \text{Property DCN [656]} \\
 &= \sum_{k=1}^n [A]_{ik} [B]_{kj} + \sum_{k=1}^n [A]_{ik} [C]_{kj} && \text{Property CACN [656]} \\
 &= [AB]_{ij} + [AC]_{ij} && \text{Theorem EMP [194]} \\
 &= [AB + AC]_{ij} && \text{Definition MA [178]}
 \end{aligned}$$

So the matrices  $A(B + C)$  and  $AB + AC$  are equal, entry-by-entry, and by the definition of matrix equality (Definition ME [178]) we can say they are equal matrices. ■

### Theorem MMSMM

#### Matrix Multiplication and Scalar Matrix Multiplication

Suppose  $A$  is an  $m \times n$  matrix and  $B$  is an  $n \times p$  matrix. Let  $\alpha$  be a scalar. Then  $\alpha(AB) = (\alpha A)B = A(\alpha B)$ . □

**Proof** These are equalities of matrices. We'll do the first one, the second is similar and will be good practice for you. For  $1 \leq i \leq m$ ,  $1 \leq j \leq p$ ,

$$\begin{aligned}
 [\alpha(AB)]_{ij} &= \alpha [AB]_{ij} && \text{Definition MSM [179]} \\
 &= \alpha \sum_{k=1}^n [A]_{ik} [B]_{kj} && \text{Theorem EMP [194]} \\
 &= \sum_{k=1}^n \alpha [A]_{ik} [B]_{kj} && \text{Property DCN [656]} \\
 &= \sum_{k=1}^n [\alpha A]_{ik} [B]_{kj} && \text{Definition MSM [179]} \\
 &= [(\alpha A)B]_{ij} && \text{Theorem EMP [194]}
 \end{aligned}$$

So the matrices  $\alpha(AB)$  and  $(\alpha A)B$  are equal, entry-by-entry, and by the definition of matrix equality (Definition ME [178]) we can say they are equal matrices. ■

### Theorem MMA

#### Matrix Multiplication is Associative

Suppose  $A$  is an  $m \times n$  matrix,  $B$  is an  $n \times p$  matrix and  $D$  is a  $p \times s$  matrix. Then  $A(BD) = (AB)D$ . □

**Proof** A matrix equality, so we'll go entry-by-entry, no surprise there. For  $1 \leq i \leq m$ ,  $1 \leq j \leq s$ ,

$$\begin{aligned}
 [A(BD)]_{ij} &= \sum_{k=1}^n [A]_{ik} [BD]_{kj} && \text{Theorem EMP [194]} \\
 &= \sum_{k=1}^n [A]_{ik} \left( \sum_{\ell=1}^p [B]_{k\ell} [D]_{\ell j} \right) && \text{Theorem EMP [194]} \\
 &= \sum_{k=1}^n \sum_{\ell=1}^p [A]_{ik} [B]_{k\ell} [D]_{\ell j} && \text{Property DCN [656]}
 \end{aligned}$$

We can switch the order of the summation since these are finite sums,

$$= \sum_{\ell=1}^p \sum_{k=1}^n [A]_{ik} [B]_{k\ell} [D]_{\ell j} \quad \text{Property CACN [656]}$$



As  $[D]_{\ell j}$  does not depend on the index  $k$ , we can use distributivity to move it outside of the inner sum,

$$\begin{aligned}
 &= \sum_{\ell=1}^p [D]_{\ell j} \left( \sum_{k=1}^n [A]_{ik} [B]_{k\ell} \right) && \text{Property DCN [656]} \\
 &= \sum_{\ell=1}^p [D]_{\ell j} [AB]_{i\ell} && \text{Theorem EMP [194]} \\
 &= \sum_{\ell=1}^p [AB]_{i\ell} [D]_{\ell j} && \text{Property CMCN [656]} \\
 &= [(AB)D]_{ij} && \text{Theorem EMP [194]}
 \end{aligned}$$

So the matrices  $(AB)D$  and  $A(BD)$  are equal, entry-by-entry, and by the definition of matrix equality (Definition ME [178]) we can say they are equal matrices. ■

The statement of our next theorem is technically inaccurate. If we upgrade the vectors  $\mathbf{u}, \mathbf{v}$  to matrices with a single column, then the expression  $\mathbf{u}^t \bar{\mathbf{v}}$  is a  $1 \times 1$  matrix, though we will treat this small matrix as if it was simply the scalar quantity in its lone entry. When we apply Theorem MMIP [198] there should not be any confusion.

### Theorem MMIP

#### Matrix Multiplication and Inner Products

If we consider the vectors  $\mathbf{u}, \mathbf{v} \in \mathbb{C}^m$  as  $m \times 1$  matrices then

$$\langle \mathbf{u}, \mathbf{v} \rangle = \mathbf{u}^t \bar{\mathbf{v}}$$

□

### Proof

$$\begin{aligned}
 \langle \mathbf{u}, \mathbf{v} \rangle &= \sum_{k=1}^m [\mathbf{u}]_k \overline{[\mathbf{v}]_k} && \text{Definition IP [164]} \\
 &= \sum_{k=1}^m [\mathbf{u}]_{k1} \overline{[\mathbf{v}]_{k1}} && \text{Column vectors as matrices} \\
 &= \sum_{k=1}^m [\mathbf{u}^t]_{1k} \overline{[\mathbf{v}]_{k1}} && \text{Definition TM [181]} \\
 &= \sum_{k=1}^m [\mathbf{u}^t]_{1k} \overline{[\mathbf{v}]_{k1}} && \text{Definition CCCV [163]} \\
 &= [\mathbf{u}^t \bar{\mathbf{v}}]_{11} && \text{Theorem EMP [194]}
 \end{aligned}$$

To finish we just blur the distinction between a  $1 \times 1$  matrix ( $\mathbf{u}^t \bar{\mathbf{v}}$ ) and its lone entry. ■

### Theorem MMCC

#### Matrix Multiplication and Complex Conjugation

Suppose  $A$  is an  $m \times n$  matrix and  $B$  is an  $n \times p$  matrix. Then  $\overline{AB} = \bar{A} \bar{B}$ . □

**Proof** To obtain this matrix equality, we will work entry-by-entry. For  $1 \leq i \leq m, 1 \leq j \leq p$ ,

$$\begin{aligned}
 \overline{[AB]_{ij}} &= \overline{[AB]_{ij}} && \text{Definition CCM [183]} \\
 &= \overline{\sum_{k=1}^n [A]_{ik} [B]_{kj}} && \text{Theorem EMP [194]}
 \end{aligned}$$

$$\begin{aligned}
 &= \sum_{k=1}^n \overline{[A]_{ik} [B]_{kj}} && \text{Theorem CCRA [657]} \\
 &= \sum_{k=1}^n \overline{[A]_{ik}} \overline{[B]_{kj}} && \text{Theorem CCRM [657]} \\
 &= \sum_{k=1}^n [A]_{ik} [B]_{kj} && \text{Definition CCM [183]} \\
 &= [\overline{A \overline{B}}]_{ij} && \text{Theorem EMP [194]}
 \end{aligned}$$

So the matrices  $\overline{AB}$  and  $\overline{A \overline{B}}$  are equal, entry-by-entry, and by the definition of matrix equality (Definition ME [178]) we can say they are equal matrices. ■

Another theorem in this style, and its a good one. If you've been practicing with the previous proofs you should be able to do this one yourself.

### Theorem MMT

#### Matrix Multiplication and Transposes

Suppose  $A$  is an  $m \times n$  matrix and  $B$  is an  $n \times p$  matrix. Then  $(AB)^t = B^t A^t$ . □

**Proof** This theorem may be surprising but if we check the sizes of the matrices involved, then maybe it will not seem so far-fetched. First,  $AB$  has size  $m \times p$ , so its transpose has size  $p \times m$ . The product of  $B^t$  with  $A^t$  is a  $p \times n$  matrix times an  $n \times m$  matrix, also resulting in a  $p \times m$  matrix. So at least our objects are compatible for equality (and would not be, in general, if we didn't reverse the order of the matrix multiplication).

Here we go again, entry-by-entry. For  $1 \leq i \leq m$ ,  $1 \leq j \leq p$ ,

$$\begin{aligned}
 [(AB)^t]_{ji} &= [AB]_{ij} && \text{Definition TM [181]} \\
 &= \sum_{k=1}^n [A]_{ik} [B]_{kj} && \text{Theorem EMP [194]} \\
 &= \sum_{k=1}^n [B]_{kj} [A]_{ik} && \text{Property CMCN [656]} \\
 &= \sum_{k=1}^n [B^t]_{jk} [A^t]_{ki} && \text{Definition TM [181]} \\
 &= [B^t A^t]_{ji} && \text{Theorem EMP [194]}
 \end{aligned}$$

So the matrices  $(AB)^t$  and  $B^t A^t$  are equal, entry-by-entry, and by the definition of matrix equality (Definition ME [178]) we can say they are equal matrices. ■

This theorem seems odd at first glance, since we have to switch the order of  $A$  and  $B$ . But if we simply consider the sizes of the matrices involved, we can see that the switch is necessary for this reason alone. That the individual entries of the products then come along to be equal is a bonus.

As the adjoint of a matrix is a composition of a conjugate and a transpose, its interaction with matrix multiplication is similar to that of a transpose. Here's the last of our long list of basic properties of matrix multiplication.

### Theorem MMAD

#### Matrix Multiplication and Adjoins

Suppose  $A$  is an  $m \times n$  matrix and  $B$  is an  $n \times p$  matrix. Then  $(AB)^* = B^* A^*$ . □

#### Proof

$$\begin{aligned}
 (AB)^* &= (\overline{AB})^t && \text{Definition A [185]} \\
 &= (\overline{A \overline{B}})^t && \text{Theorem MMCC [198]} \\
 &= (\overline{B})^t (\overline{A})^t && \text{Theorem MMT [199]}
 \end{aligned}$$

$$= B^* A^*$$

Definition A [185]



Notice how none of these proofs above relied on writing out huge general matrices with lots of ellipses (“...”) and trying to formulate the equalities a whole matrix at a time. This messy business is a “proof technique” to be avoided at all costs. Notice too how the proof of Theorem MMAD [199] does not use an entry-by-entry approach, but simply builds on previous results about matrix multiplication’s interaction with conjugation and transposes.

These theorems, along with Theorem VSPM [179] and the other results in Section MO [178], give you the “rules” for how matrices interact with the various operations we have defined on matrices (addition, scalar multiplication, matrix multiplication, conjugation, transposes and adjoints). Use them and use them often. But don’t try to do anything with a matrix that you don’t have a rule for. Together, we would informally call all these operations, and the attendant theorems, “the algebra of matrices.” Notice, too, that every column vector is just a  $n \times 1$  matrix, so these theorems apply to column vectors also. Finally, these results, taken as a whole, may make us feel that the definition of matrix multiplication is not so unnatural.

**Subsection HM**  
**Hermitian Matrices**

The adjoint of a matrix has a basic property when employed in a matrix-vector product as part of an inner product. At this point, you could even use the following result as a motivation for the definition of an adjoint.

**Theorem AIP**  
**Adjoint and Inner Product**

Suppose that  $A$  is an  $m \times n$  matrix and  $\mathbf{x} \in \mathbb{C}^n$ ,  $\mathbf{y} \in \mathbb{C}^m$ . Then  $\langle A\mathbf{x}, \mathbf{y} \rangle = \langle \mathbf{x}, A^*\mathbf{y} \rangle$ . □

**Proof**

$\langle A\mathbf{x}, \mathbf{y} \rangle = (A\mathbf{x})^t \bar{\mathbf{y}}$	Theorem MMIP [198]
$= \mathbf{x}^t A^t \bar{\mathbf{y}}$	Theorem MMT [199]
$= \mathbf{x}^t (\overline{\overline{A}})^t \bar{\mathbf{y}}$	Theorem CCM [184]
$= \mathbf{x}^t \overline{(\overline{A})^t} \bar{\mathbf{y}}$	Theorem MCT [184]
$= \mathbf{x}^t \overline{(A^*)} \bar{\mathbf{y}}$	Definition A [185]
$= \mathbf{x}^t \overline{(A^*\mathbf{y})}$	Theorem MMCC [198]
$= \langle \mathbf{x}, A^*\mathbf{y} \rangle$	Theorem MMIP [198]



Sometimes a matrix is equal to its adjoint (Definition A [185]), and these matrices have interesting properties. One of the most common situations where this occurs is when a matrix has only real number entries. Then we are simply talking about symmetric matrices (Definition SYM [181]), so you can view this as a generalization of a symmetric matrix.

**Definition HM**  
**Hermitian Matrix**

The square matrix  $A$  is **Hermitian** (or **self-adjoint**) if  $A = A^*$ . △

Again, the set of real matrices that are Hermitian is exactly the set of symmetric matrices. In Section PEE [406] we will uncover some amazing properties of Hermitian matrices, so when you get there, run back here to remind yourself of this definition. Further properties will also appear in various sections of the Topics (Part T [762]). Right now we prove a fundamental result about

Hermitian matrices, matrix vector products and inner products. As a characterization, this could be employed as a definition of a Hermitian matrix and some authors take this approach.

### Theorem HMIP

#### Hermitian Matrices and Inner Products

Suppose that  $A$  is a square matrix of size  $n$ . Then  $A$  is Hermitian if and only if  $\langle A\mathbf{x}, \mathbf{y} \rangle = \langle \mathbf{x}, A\mathbf{y} \rangle$  for all  $\mathbf{x}, \mathbf{y} \in \mathbb{C}^n$ .  $\square$

**Proof** ( $\Rightarrow$ ) This is the “easy half” of the proof, and makes the rationale for a definition of Hermitian matrices most obvious. Assume  $A$  is Hermitian,

$$\begin{aligned} \langle A\mathbf{x}, \mathbf{y} \rangle &= \langle \mathbf{x}, A^*\mathbf{y} \rangle && \text{Theorem AIP [200]} \\ &= \langle \mathbf{x}, A\mathbf{y} \rangle && \text{Definition HM [200]} \end{aligned}$$

( $\Leftarrow$ ) This “half” will take a bit more work. Assume that  $\langle A\mathbf{x}, \mathbf{y} \rangle = \langle \mathbf{x}, A\mathbf{y} \rangle$  for all  $\mathbf{x}, \mathbf{y} \in \mathbb{C}^n$ . Choose any  $\mathbf{x} \in \mathbb{C}^n$ . We want to show that  $A = A^*$  by establishing that  $A\mathbf{x} = A^*\mathbf{x}$ . With only this much motivation, consider the inner product,

$$\begin{aligned} \langle A\mathbf{x} - A^*\mathbf{x}, A\mathbf{x} - A^*\mathbf{x} \rangle &= \langle A\mathbf{x} - A^*\mathbf{x}, A\mathbf{x} \rangle - \langle A\mathbf{x} - A^*\mathbf{x}, A^*\mathbf{x} \rangle && \text{Theorem IPVA [165]} \\ &= \langle A\mathbf{x} - A^*\mathbf{x}, A\mathbf{x} \rangle - \langle A(A\mathbf{x} - A^*\mathbf{x}), \mathbf{x} \rangle && \text{Theorem AIP [200]} \\ &= \langle A(A\mathbf{x} - A^*\mathbf{x}), \mathbf{x} \rangle - \langle A(A\mathbf{x} - A^*\mathbf{x}), \mathbf{x} \rangle && \text{Hypothesis} \\ &= 0 && \text{Property AICN [657]} \end{aligned}$$

Because this inner product equals zero, and has the same vector in each argument ( $A\mathbf{x} - A^*\mathbf{x}$ ), Theorem PIP [168] gives the conclusion that  $A\mathbf{x} - A^*\mathbf{x} = \mathbf{0}$ . With  $A\mathbf{x} = A^*\mathbf{x}$  for all  $\mathbf{x} \in \mathbb{C}^n$ , Theorem EMMVP [192] says  $A = A^*$ , which is the defining property of a Hermitian matrix (Definition HM [200]).  $\blacksquare$

So, informally, Hermitian matrices are those that can be tossed around from one side of an inner product to the other with reckless abandon. We’ll see later what this buys us.

## Subsection READ

### Reading Questions

1. Form the matrix vector product of

$$\begin{bmatrix} 2 & 3 & -1 & 0 \\ 1 & -2 & 7 & 3 \\ 1 & 5 & 3 & 2 \end{bmatrix} \quad \text{with} \quad \begin{bmatrix} 2 \\ -3 \\ 0 \\ 5 \end{bmatrix}$$

2. Multiply together the two matrices below (in the order given).

$$\begin{bmatrix} 2 & 3 & -1 & 0 \\ 1 & -2 & 7 & 3 \\ 1 & 5 & 3 & 2 \end{bmatrix} \quad \begin{bmatrix} 2 & 6 \\ -3 & -4 \\ 0 & 2 \\ 3 & -1 \end{bmatrix}$$

3. Rewrite the system of linear equations below as a vector equality and using a matrix-vector product. (This question does not ask for a solution to the system. But it does ask you to express the system of equations in a new form using tools from this section.)

$$\begin{aligned} 2x_1 + 3x_2 - x_3 &= 0 \\ x_1 + 2x_2 + x_3 &= 3 \\ x_1 + 3x_2 + 3x_3 &= 7 \end{aligned}$$

## Subsection EXC

### Exercises

---

**C20** Compute the product of the two matrices below,  $AB$ . Do this using the definitions of the matrix-vector product (Definition MVP [190]) and the definition of matrix multiplication (Definition MM [193]).

$$A = \begin{bmatrix} 2 & 5 \\ -1 & 3 \\ 2 & -2 \end{bmatrix} \qquad B = \begin{bmatrix} 1 & 5 & -3 & 4 \\ 2 & 0 & 2 & -3 \end{bmatrix}$$

Contributed by Robert Beezer Solution [204]

**T10** Suppose that  $A$  is a square matrix and there is a vector,  $\mathbf{b}$ , such that  $\mathcal{LS}(A, \mathbf{b})$  has a unique solution. Prove that  $A$  is nonsingular. Give a direct proof (perhaps appealing to Theorem PSPHS [102]) rather than just negating a sentence from the text discussing a similar situation.

Contributed by Robert Beezer Solution [204]

**T20** Prove the second part of Theorem MMZM [196].

Contributed by Robert Beezer

**T21** Prove the second part of Theorem MMIM [196].

Contributed by Robert Beezer

**T22** Prove the second part of Theorem MMDAA [196].

Contributed by Robert Beezer

**T23** Prove the second part of Theorem MMSMM [197].

Contributed by Robert Beezer Solution [204]

**T31** Suppose that  $A$  is an  $m \times n$  matrix and  $\mathbf{x}, \mathbf{y} \in \mathcal{N}(A)$ . Prove that  $\mathbf{x} + \mathbf{y} \in \mathcal{N}(A)$ .

Contributed by Robert Beezer

**T32** Suppose that  $A$  is an  $m \times n$  matrix,  $\alpha \in \mathbb{C}$ , and  $\mathbf{x} \in \mathcal{N}(A)$ . Prove that  $\alpha\mathbf{x} \in \mathcal{N}(A)$ .

Contributed by Robert Beezer

**T40** Suppose that  $A$  is an  $m \times n$  matrix and  $B$  is an  $n \times p$  matrix. Prove that the null space of  $B$  is a subset of the null space of  $AB$ , that is  $\mathcal{N}(B) \subseteq \mathcal{N}(AB)$ . Provide an example where the opposite is false, in other words give an example where  $\mathcal{N}(AB) \not\subseteq \mathcal{N}(B)$ .

Contributed by Robert Beezer Solution [204]

**T41** Suppose that  $A$  is an  $n \times n$  nonsingular matrix and  $B$  is an  $n \times p$  matrix. Prove that the null space of  $B$  is equal to the null space of  $AB$ , that is  $\mathcal{N}(B) = \mathcal{N}(AB)$ . (Compare with Exercise MM.T40 [202].)

Contributed by Robert Beezer Solution [205]

**T50** Suppose  $\mathbf{u}$  and  $\mathbf{v}$  are any two solutions of the linear system  $\mathcal{LS}(A, \mathbf{b})$ . Prove that  $\mathbf{u} - \mathbf{v}$  is an element of the null space of  $A$ , that is,  $\mathbf{u} - \mathbf{v} \in \mathcal{N}(A)$ .

Contributed by Robert Beezer

**T51** Give a new proof of Theorem PSPHS [102] replacing applications of Theorem SLSLC [91] with matrix-vector products (Theorem SLEMM [191]).

Contributed by Robert Beezer Solution [205]

**T52** Suppose that  $\mathbf{x}, \mathbf{y} \in \mathbb{C}^n$ ,  $\mathbf{b} \in \mathbb{C}^m$  and  $A$  is an  $m \times n$  matrix. If  $\mathbf{x}$ ,  $\mathbf{y}$  and  $\mathbf{x} + \mathbf{y}$  are each a solution to the linear system  $\mathcal{LS}(A, \mathbf{b})$ , what interesting can you say about  $\mathbf{b}$ ? Form an implication with the existence of the three solutions as the hypothesis and an interesting statement

about  $\mathcal{LS}(A, \mathbf{b})$  as the conclusion, and then give a proof.

Contributed by Robert Beezer Solution [205]

**Subsection SOL  
Solutions**

**C20** Contributed by Robert Beezer Statement [202]  
By Definition MM [193],

$$AB = \left[ \left[ \begin{array}{cc} 2 & 5 \\ -1 & 3 \\ 2 & -2 \end{array} \right] \left[ \begin{array}{c} 1 \\ 2 \end{array} \right] \mid \left[ \begin{array}{cc} 2 & 5 \\ -1 & 3 \\ 2 & -2 \end{array} \right] \left[ \begin{array}{c} 5 \\ 0 \end{array} \right] \mid \left[ \begin{array}{cc} 2 & 5 \\ -1 & 3 \\ 2 & -2 \end{array} \right] \left[ \begin{array}{c} -3 \\ 2 \end{array} \right] \mid \left[ \begin{array}{cc} 2 & 5 \\ -1 & 3 \\ 2 & -2 \end{array} \right] \left[ \begin{array}{c} 4 \\ -2 \end{array} \right] \right]$$

Repeated applications of Definition MVP [190] give

$$\begin{aligned} &= \left[ 1 \left[ \begin{array}{c} 2 \\ -1 \\ 2 \end{array} \right] + 2 \left[ \begin{array}{c} 5 \\ 3 \\ -2 \end{array} \right] \mid 5 \left[ \begin{array}{c} 2 \\ -1 \\ 2 \end{array} \right] + 0 \left[ \begin{array}{c} 5 \\ 3 \\ -2 \end{array} \right] \mid -3 \left[ \begin{array}{c} 2 \\ -1 \\ 2 \end{array} \right] + 2 \left[ \begin{array}{c} 5 \\ 3 \\ -2 \end{array} \right] \mid 4 \left[ \begin{array}{c} 2 \\ -1 \\ 2 \end{array} \right] + (-3) \left[ \begin{array}{c} 5 \\ 3 \\ -2 \end{array} \right] \right] \\ &= \left[ \begin{array}{cccc} 12 & 10 & 4 & -7 \\ 5 & -5 & 9 & -13 \\ -2 & 10 & -10 & 14 \end{array} \right] \end{aligned}$$

**T10** Contributed by Robert Beezer Statement [202]

Since  $\mathcal{LS}(A, b)$  has at least one solution, we can apply Theorem PSPHS [102]. Because the solution is assumed to be unique, the null space of  $A$  must be trivial. Then Theorem NMTNS [72] implies that  $A$  is nonsingular.

The converse of this statement is a trivial application of Theorem NMUS [72]. That said, we could extend our NSMxx series of theorems with an added equivalence for nonsingularity, “Given a single vector of constants,  $\mathbf{b}$ , the system  $\mathcal{LS}(A, \mathbf{b})$  has a unique solution.”

**T23** Contributed by Robert Beezer Statement [202]

We’ll run the proof entry-by-entry.

$$\begin{aligned} [\alpha(AB)]_{ij} &= \alpha [AB]_{ij} && \text{Definition MSM [179]} \\ &= \alpha \sum_{k=1}^n [A]_{ik} [B]_{kj} && \text{Theorem EMP [194]} \\ &= \sum_{k=1}^n \alpha [A]_{ik} [B]_{kj} && \text{Distributivity in } \mathbb{C} \\ &= \sum_{k=1}^n [A]_{ik} \alpha [B]_{kj} && \text{Commutativity in } \mathbb{C} \\ &= \sum_{k=1}^n [A]_{ik} [\alpha B]_{kj} && \text{Definition MSM [179]} \\ &= [A(\alpha B)]_{ij} && \text{Theorem EMP [194]} \end{aligned}$$

So the matrices  $\alpha(AB)$  and  $A(\alpha B)$  are equal, entry-by-entry, and by the definition of matrix equality (Definition ME [178]) we can say they are equal matrices.

**T40** Contributed by Robert Beezer Statement [202]

To prove that one set is a subset of another, we start with an element of the smaller set and see if we can determine that it is a member of the larger set (Definition SSET [659]). Suppose  $\mathbf{x} \in \mathcal{N}(B)$ . Then we know that  $B\mathbf{x} = \mathbf{0}$  by Definition NSM [62]. Consider

$$\begin{aligned} (AB)\mathbf{x} &= A(B\mathbf{x}) && \text{Theorem MMA [197]} \\ &= A\mathbf{0} && \text{Hypothesis} \end{aligned}$$

$$= \mathbf{0}$$

Theorem MMZM [196]

This establishes that  $\mathbf{x} \in \mathcal{N}(AB)$ , so  $\mathcal{N}(B) \subseteq \mathcal{N}(AB)$ .

To show that the inclusion does not hold in the opposite direction, choose  $B$  to be any nonsingular matrix of size  $n$ . Then  $\mathcal{N}(B) = \{\mathbf{0}\}$  by Theorem NMTNS [72]. Let  $A$  be the square zero matrix,  $\mathcal{O}$ , of the same size. Then  $AB = \mathcal{O}B = \mathcal{O}$  by Theorem MMZM [196] and therefore  $\mathcal{N}(AB) = \mathbb{C}^n$ , and is *not* a subset of  $\mathcal{N}(B) = \{\mathbf{0}\}$ .

**T41** Contributed by David Braithwaite Statement [202]

From the solution to Exercise MM.T40 [202] we know that  $\mathcal{N}(B) \subseteq \mathcal{N}(AB)$ . So to establish the set equality (Definition SE [660]) we need to show that  $\mathcal{N}(AB) \subseteq \mathcal{N}(B)$ .

Suppose  $\mathbf{x} \in \mathcal{N}(AB)$ . Then we know that  $AB\mathbf{x} = \mathbf{0}$  by Definition NSM [62]. Consider

$$\begin{aligned} \mathbf{0} &= (AB)\mathbf{x} && \text{Definition NSM [62]} \\ &= A(B\mathbf{x}) && \text{Theorem MMA [197]} \end{aligned}$$

So,  $B\mathbf{x} \in \mathcal{N}(A)$ . Because  $A$  is nonsingular, it has a trivial null space (Theorem NMTNS [72]) and we conclude that  $B\mathbf{x} = \mathbf{0}$ . This establishes that  $\mathbf{x} \in \mathcal{N}(B)$ , so  $\mathcal{N}(AB) \subseteq \mathcal{N}(B)$  and combined with the solution to Exercise MM.T40 [202] we have  $\mathcal{N}(B) = \mathcal{N}(AB)$  when  $A$  is nonsingular.

**T51** Contributed by Robert Beezer Statement [202]

We will work with the vector equality representations of the relevant systems of equations, as described by Theorem SLEMM [191].

( $\Leftarrow$ ) Suppose  $\mathbf{y} = \mathbf{w} + \mathbf{z}$  and  $\mathbf{z} \in \mathcal{N}(A)$ . Then

$$\begin{aligned} A\mathbf{y} &= A(\mathbf{w} + \mathbf{z}) && \text{Substitution} \\ &= A\mathbf{w} + A\mathbf{z} && \text{Theorem MMDAA [196]} \\ &= \mathbf{b} + \mathbf{0} && \mathbf{z} \in \mathcal{N}(A) \\ &= \mathbf{b} && \text{Property ZC [84]} \end{aligned}$$

demonstrating that  $\mathbf{y}$  is a solution.

( $\Rightarrow$ ) Suppose  $\mathbf{y}$  is a solution to  $\mathcal{LS}(A, \mathbf{b})$ . Then

$$\begin{aligned} A(\mathbf{y} - \mathbf{w}) &= A\mathbf{y} - A\mathbf{w} && \text{Theorem MMDAA [196]} \\ &= \mathbf{b} - \mathbf{b} && \mathbf{y}, \mathbf{w} \text{ solutions to } A\mathbf{x} = \mathbf{b} \\ &= \mathbf{0} && \text{Property AIC [84]} \end{aligned}$$

which says that  $\mathbf{y} - \mathbf{w} \in \mathcal{N}(A)$ . In other words,  $\mathbf{y} - \mathbf{w} = \mathbf{z}$  for some vector  $\mathbf{z} \in \mathcal{N}(A)$ . Rewritten, this is  $\mathbf{y} = \mathbf{w} + \mathbf{z}$ , as desired.

**T52** Contributed by Robert Beezer Statement [202]

$\mathcal{LS}(A, \mathbf{b})$  must be homogeneous. To see this consider that

$$\begin{aligned} \mathbf{b} &= A\mathbf{x} && \text{Theorem SLEMM [191]} \\ &= A\mathbf{x} + \mathbf{0} && \text{Property ZC [84]} \\ &= A\mathbf{x} + A\mathbf{y} - A\mathbf{y} && \text{Property AIC [84]} \\ &= A(\mathbf{x} + \mathbf{y}) - A\mathbf{y} && \text{Theorem MMDAA [196]} \\ &= \mathbf{b} - \mathbf{b} && \text{Theorem SLEMM [191]} \\ &= \mathbf{0} && \text{Property AIC [84]} \end{aligned}$$

By Definition HS [60] we see that  $\mathcal{LS}(A, \mathbf{b})$  is homogeneous.



## Section MISLE

# Matrix Inverses and Systems of Linear Equations

We begin with a familiar example, performed in a novel way.

### Example SABMI

#### Solutions to Archetype B with a matrix inverse

Archetype B [682] is the system of  $m = 3$  linear equations in  $n = 3$  variables,

$$\begin{aligned} -7x_1 - 6x_2 - 12x_3 &= -33 \\ 5x_1 + 5x_2 + 7x_3 &= 24 \\ x_1 + 4x_3 &= 5 \end{aligned}$$

By Theorem SLEMM [191] we can represent this system of equations as

$$A\mathbf{x} = \mathbf{b}$$

where

$$A = \begin{bmatrix} -7 & -6 & -12 \\ 5 & 5 & 7 \\ 1 & 0 & 4 \end{bmatrix} \quad \mathbf{x} = \begin{bmatrix} x_1 \\ x_2 \\ x_3 \end{bmatrix} \quad \mathbf{b} = \begin{bmatrix} -33 \\ 24 \\ 5 \end{bmatrix}$$

We'll pull a rabbit out of our hat and present the  $3 \times 3$  matrix  $B$ ,

$$B = \begin{bmatrix} -10 & -12 & -9 \\ \frac{13}{2} & 8 & \frac{11}{2} \\ \frac{5}{2} & 3 & \frac{5}{2} \end{bmatrix}$$

and note that

$$BA = \begin{bmatrix} -10 & -12 & -9 \\ \frac{13}{2} & 8 & \frac{11}{2} \\ \frac{5}{2} & 3 & \frac{5}{2} \end{bmatrix} \begin{bmatrix} -7 & -6 & -12 \\ 5 & 5 & 7 \\ 1 & 0 & 4 \end{bmatrix} = \begin{bmatrix} 1 & 0 & 0 \\ 0 & 1 & 0 \\ 0 & 0 & 1 \end{bmatrix}$$

Now apply this computation to the problem of solving the system of equations,

$$\begin{aligned} \mathbf{x} &= I_3\mathbf{x} && \text{Theorem MMIM [196]} \\ &= (BA)\mathbf{x} && \text{Substitution} \\ &= B(A\mathbf{x}) && \text{Theorem MMA [197]} \\ &= B\mathbf{b} && \text{Substitution} \end{aligned}$$

So we have

$$\mathbf{x} = B\mathbf{b} = \begin{bmatrix} -10 & -12 & -9 \\ \frac{13}{2} & 8 & \frac{11}{2} \\ \frac{5}{2} & 3 & \frac{5}{2} \end{bmatrix} \begin{bmatrix} -33 \\ 24 \\ 5 \end{bmatrix} = \begin{bmatrix} -3 \\ 5 \\ 2 \end{bmatrix}$$

So with the help and assistance of  $B$  we have been able to determine a solution to the system represented by  $A\mathbf{x} = \mathbf{b}$  through judicious use of matrix multiplication. We know by Theorem NMUS [72] that since the coefficient matrix in this example is nonsingular, there would be a unique solution, no matter what the choice of  $\mathbf{b}$ . The derivation above amplifies this result, since we were *forced* to conclude that  $\mathbf{x} = B\mathbf{b}$  and the solution couldn't be anything else. You should notice that this argument would hold for any particular value of  $\mathbf{b}$ .  $\square$

The matrix  $B$  of the previous example is called the inverse of  $A$ . When  $A$  and  $B$  are combined via matrix multiplication, the result is the identity matrix, which can be inserted “in front” of  $\mathbf{x}$

as the first step in finding the solution. This is entirely analogous to how we might solve a single linear equation like  $3x = 12$ .

$$x = 1x = \left(\frac{1}{3}(3)\right)x = \frac{1}{3}(3x) = \frac{1}{3}(12) = 4$$

Here we have obtained a solution by employing the “multiplicative inverse” of 3,  $3^{-1} = \frac{1}{3}$ . This works fine for any scalar multiple of  $x$ , except for zero, since zero does not have a multiplicative inverse. For matrices, it is more complicated. Some matrices have inverses, some do not. And when a matrix does have an inverse, just how would we compute it? In other words, just where did that matrix  $B$  in the last example come from? Are there other matrices that might have worked just as well?

## Subsection IM

### Inverse of a Matrix

---

#### Definition MI

##### Matrix Inverse

Suppose  $A$  and  $B$  are square matrices of size  $n$  such that  $AB = I_n$  and  $BA = I_n$ . Then  $A$  is **invertible** and  $B$  is the **inverse** of  $A$ . In this situation, we write  $B = A^{-1}$ .

(This definition contains Notation MI.) △

Notice that if  $B$  is the inverse of  $A$ , then we can just as easily say  $A$  is the inverse of  $B$ , or  $A$  and  $B$  are inverses of each other.

Not every square matrix has an inverse. In Example SABMI [206] the matrix  $B$  is the inverse the coefficient matrix of Archetype B [682]. To see this it only remains to check that  $AB = I_3$ . What about Archetype A [678]? It is an example of a square matrix without an inverse.

#### Example MWIAA

##### A matrix without an inverse, Archetype A

Consider the coefficient matrix from Archetype A [678],

$$A = \begin{bmatrix} 1 & -1 & 2 \\ 2 & 1 & 1 \\ 1 & 1 & 0 \end{bmatrix}$$

Suppose that  $A$  is invertible and does have an inverse, say  $B$ . Choose the vector of constants

$$\mathbf{b} = \begin{bmatrix} 1 \\ 3 \\ 2 \end{bmatrix}$$

and consider the system of equations  $\mathcal{LS}(A, \mathbf{b})$ . Just as in Example SABMI [206], this vector equation would have the unique solution  $\mathbf{x} = B\mathbf{b}$ .

However, the system  $\mathcal{LS}(A, \mathbf{b})$  is inconsistent. Form the augmented matrix  $[A \mid \mathbf{b}]$  and row-reduce to

$$\begin{bmatrix} \boxed{1} & 0 & 1 & 0 \\ 0 & \boxed{1} & -1 & 0 \\ 0 & 0 & 0 & \boxed{1} \end{bmatrix}$$

which allows to recognize the inconsistency by Theorem RCLS [51].

So the assumption of  $A$ 's inverse leads to a logical inconsistency (the system can't be both consistent and inconsistent), so our assumption is false.  $A$  is not invertible.

Its possible this example is less than satisfying. Just where did that particular choice of the vector  $\mathbf{b}$  come from anyway? Stay tuned for an application of the future Theorem CSCS [230] in Example CSAA [234]. ⊠

Let's look at one more matrix inverse before we embark on a more systematic study.

**Example MI**  
**Matrix inverse**

Consider the matrices,

$$A = \begin{bmatrix} 1 & 2 & 1 & 2 & 1 \\ -2 & -3 & 0 & -5 & -1 \\ 1 & 1 & 0 & 2 & 1 \\ -2 & -3 & -1 & -3 & -2 \\ -1 & -3 & -1 & -3 & 1 \end{bmatrix} \qquad B = \begin{bmatrix} -3 & 3 & 6 & -1 & -2 \\ 0 & -2 & -5 & -1 & 1 \\ 1 & 2 & 4 & 1 & -1 \\ 1 & 0 & 1 & 1 & 0 \\ 1 & -1 & -2 & 0 & 1 \end{bmatrix}$$

Then

$$AB = \begin{bmatrix} 1 & 2 & 1 & 2 & 1 \\ -2 & -3 & 0 & -5 & -1 \\ 1 & 1 & 0 & 2 & 1 \\ -2 & -3 & -1 & -3 & -2 \\ -1 & -3 & -1 & -3 & 1 \end{bmatrix} \begin{bmatrix} -3 & 3 & 6 & -1 & -2 \\ 0 & -2 & -5 & -1 & 1 \\ 1 & 2 & 4 & 1 & -1 \\ 1 & 0 & 1 & 1 & 0 \\ 1 & -1 & -2 & 0 & 1 \end{bmatrix} = \begin{bmatrix} 1 & 0 & 0 & 0 & 0 \\ 0 & 1 & 0 & 0 & 0 \\ 0 & 0 & 1 & 0 & 0 \\ 0 & 0 & 0 & 1 & 0 \\ 0 & 0 & 0 & 0 & 1 \end{bmatrix}$$

and

$$BA = \begin{bmatrix} -3 & 3 & 6 & -1 & -2 \\ 0 & -2 & -5 & -1 & 1 \\ 1 & 2 & 4 & 1 & -1 \\ 1 & 0 & 1 & 1 & 0 \\ 1 & -1 & -2 & 0 & 1 \end{bmatrix} \begin{bmatrix} 1 & 2 & 1 & 2 & 1 \\ -2 & -3 & 0 & -5 & -1 \\ 1 & 1 & 0 & 2 & 1 \\ -2 & -3 & -1 & -3 & -2 \\ -1 & -3 & -1 & -3 & 1 \end{bmatrix} = \begin{bmatrix} 1 & 0 & 0 & 0 & 0 \\ 0 & 1 & 0 & 0 & 0 \\ 0 & 0 & 1 & 0 & 0 \\ 0 & 0 & 0 & 1 & 0 \\ 0 & 0 & 0 & 0 & 1 \end{bmatrix}$$

so by Definition MI [207], we can say that  $A$  is invertible and write  $B = A^{-1}$ . □

We will now concern ourselves less with whether or not an inverse of a matrix exists, but instead with how you can find one when it does exist. In Section MINM [220] we will have some theorems that allow us to more quickly and easily determine just when a matrix is invertible.

**Subsection CIM**  
**Computing the Inverse of a Matrix**

---

We've seen that the matrices from Archetype B [682] and Archetype K [720] both have inverses, but these inverse matrices have just dropped from the sky. How would we compute an inverse? And just when is a matrix invertible, and when is it not? Writing a putative inverse with  $n^2$  unknowns and solving the resultant  $n^2$  equations is one approach. Applying this approach to  $2 \times 2$  matrices can get us somewhere, so just for fun, let's do it.

**Theorem TTMI**  
**Two-by-Two Matrix Inverse**  
 Suppose

$$A = \begin{bmatrix} a & b \\ c & d \end{bmatrix}$$

Then  $A$  is invertible if and only if  $ad - bc \neq 0$ . When  $A$  is invertible, then

$$A^{-1} = \frac{1}{ad - bc} \begin{bmatrix} d & -b \\ -c & a \end{bmatrix}$$

□

**Proof** ( $\Leftarrow$ ) Assume that  $ad - bc \neq 0$ . We will use the definition of the inverse of a matrix to establish that  $A$  has inverse (Definition MI [207]). Note that if  $ad - bc \neq 0$  then the displayed

formula for  $A^{-1}$  is legitimate since we are not dividing by zero). Using this proposed formula for the inverse of  $A$ , we compute

$$\begin{aligned} AA^{-1} &= \begin{bmatrix} a & b \\ c & d \end{bmatrix} \left( \frac{1}{ad-bc} \begin{bmatrix} d & -b \\ -c & a \end{bmatrix} \right) \\ &= \frac{1}{ad-bc} \begin{bmatrix} ad-bc & 0 \\ 0 & ad-bc \end{bmatrix} = \begin{bmatrix} 1 & 0 \\ 0 & 1 \end{bmatrix} \end{aligned}$$

and

$$\begin{aligned} A^{-1}A &= \frac{1}{ad-bc} \begin{bmatrix} d & -b \\ -c & a \end{bmatrix} \begin{bmatrix} a & b \\ c & d \end{bmatrix} \\ &= \frac{1}{ad-bc} \begin{bmatrix} ad-bc & 0 \\ 0 & ad-bc \end{bmatrix} = \begin{bmatrix} 1 & 0 \\ 0 & 1 \end{bmatrix} \end{aligned}$$

By Definition MI [207] this is sufficient to establish that  $A$  is invertible, and that the expression for  $A^{-1}$  is correct.

( $\Rightarrow$ ) Assume that  $A$  is invertible, and proceed with a proof by contradiction (Technique CD [668]), by assuming also that  $ad - bc = 0$ . This translates to  $ad = bc$ . Let

$$B = \begin{bmatrix} e & f \\ g & h \end{bmatrix}$$

be a putative inverse of  $A$ . This means that

$$I_2 = AB = \begin{bmatrix} a & b \\ c & d \end{bmatrix} \begin{bmatrix} e & f \\ g & h \end{bmatrix} = \begin{bmatrix} ae + bg & af + bh \\ ce + dg & cf + dh \end{bmatrix}$$

Working on the matrices on both ends of this equation, we will multiply the top row by  $c$  and the bottom row by  $a$ .

$$\begin{bmatrix} c & 0 \\ 0 & a \end{bmatrix} = \begin{bmatrix} ace + bcg & acf + bch \\ ace + adg & acf + adh \end{bmatrix}$$

We are assuming that  $ad = bc$ , so we can replace two occurrences of  $ad$  by  $bc$  in the bottom row of the right matrix.

$$\begin{bmatrix} c & 0 \\ 0 & a \end{bmatrix} = \begin{bmatrix} ace + bcg & acf + bch \\ ace + bcg & acf + bch \end{bmatrix}$$

The matrix on the right now has two rows that are identical, and therefore the same must be true of the matrix on the left. Given the form of the matrix on the left, identical rows implies that  $a = 0$  and  $c = 0$ .

With this information, the product  $AB$  becomes

$$\begin{bmatrix} 1 & 0 \\ 0 & 1 \end{bmatrix} = I_2 = AB = \begin{bmatrix} ae + bg & af + bh \\ ce + dg & cf + dh \end{bmatrix} = \begin{bmatrix} bg & bh \\ dg & dh \end{bmatrix}$$

So  $bg = dh = 1$  and thus  $b, g, d, h$  are all nonzero. But then  $bh$  and  $dg$  (the “other corners”) must also be nonzero, so this is (finally) a contradiction. So our assumption was false and we see that  $ad - bc \neq 0$  whenever  $A$  has an inverse.  $\blacksquare$

There are several ways one could try to prove this theorem, but there is a continual temptation to divide by one of the eight entries involved ( $a$  through  $f$ ), but we can never be sure if these numbers are zero or not. This could lead to an analysis by cases, which is messy, messy, messy. Note how the above proof never divides, but always multiplies, and how zero/nonzero considerations are handled. Pay attention to the expression  $ad - bc$ , as we will see it again in a while (Chapter D [360]).

This theorem is cute, and it is nice to have a formula for the inverse, and a condition that tells us when we can use it. However, this approach becomes impractical for larger matrices, even

though it is possible to demonstrate that, in theory, there is a general formula. (Think for a minute about extending this result to just  $3 \times 3$  matrices. For starters, we need 18 letters!) Instead, we will work column-by-column. Let's first work an example that will motivate the main theorem and remove some of the previous mystery.

**Example CMI**

**Computing a matrix inverse**

Consider the matrix defined in Example MI [208] as,

$$A = \begin{bmatrix} 1 & 2 & 1 & 2 & 1 \\ -2 & -3 & 0 & -5 & -1 \\ 1 & 1 & 0 & 2 & 1 \\ -2 & -3 & -1 & -3 & -2 \\ -1 & -3 & -1 & -3 & 1 \end{bmatrix}$$

For its inverse, we desire a matrix  $B$  so that  $AB = I_5$ . Emphasizing the structure of the columns and employing the definition of matrix multiplication Definition MM [193],

$$\begin{aligned} AB &= I_5 \\ A[\mathbf{B}_1|\mathbf{B}_2|\mathbf{B}_3|\mathbf{B}_4|\mathbf{B}_5] &= [\mathbf{e}_1|\mathbf{e}_2|\mathbf{e}_3|\mathbf{e}_4|\mathbf{e}_5] \\ [A\mathbf{B}_1|A\mathbf{B}_2|A\mathbf{B}_3|A\mathbf{B}_4|A\mathbf{B}_5] &= [\mathbf{e}_1|\mathbf{e}_2|\mathbf{e}_3|\mathbf{e}_4|\mathbf{e}_5]. \end{aligned}$$

Equating the matrices column-by-column we have

$$A\mathbf{B}_1 = \mathbf{e}_1 \quad A\mathbf{B}_2 = \mathbf{e}_2 \quad A\mathbf{B}_3 = \mathbf{e}_3 \quad A\mathbf{B}_4 = \mathbf{e}_4 \quad A\mathbf{B}_5 = \mathbf{e}_5.$$

Since the matrix  $B$  is what we are trying to compute, we can view each column,  $\mathbf{B}_i$ , as a column vector of unknowns. Then we have five systems of equations to solve, each with 5 equations in 5 variables. Notice that all 5 of these systems have the same coefficient matrix. We'll now solve each system in turn,

Row-reduce the augmented matrix of the linear system  $\mathcal{LS}(A, \mathbf{e}_1)$ ,

$$\begin{bmatrix} 1 & 2 & 1 & 2 & 1 & 1 \\ -2 & -3 & 0 & -5 & -1 & 0 \\ 1 & 1 & 0 & 2 & 1 & 0 \\ -2 & -3 & -1 & -3 & -2 & 0 \\ -1 & -3 & -1 & -3 & 1 & 0 \end{bmatrix} \xrightarrow{\text{RREF}} \begin{bmatrix} \boxed{1} & 0 & 0 & 0 & 0 & -3 \\ 0 & \boxed{1} & 0 & 0 & 0 & 0 \\ 0 & 0 & \boxed{1} & 0 & 0 & 1 \\ 0 & 0 & 0 & \boxed{1} & 0 & 1 \\ 0 & 0 & 0 & 0 & \boxed{1} & 1 \end{bmatrix} \text{ so } \mathbf{B}_1 = \begin{bmatrix} -3 \\ 0 \\ 1 \\ 1 \\ 1 \end{bmatrix}$$

Row-reduce the augmented matrix of the linear system  $\mathcal{LS}(A, \mathbf{e}_2)$ ,

$$\begin{bmatrix} 1 & 2 & 1 & 2 & 1 & 0 \\ -2 & -3 & 0 & -5 & -1 & 1 \\ 1 & 1 & 0 & 2 & 1 & 0 \\ -2 & -3 & -1 & -3 & -2 & 0 \\ -1 & -3 & -1 & -3 & 1 & 0 \end{bmatrix} \xrightarrow{\text{RREF}} \begin{bmatrix} \boxed{1} & 0 & 0 & 0 & 0 & 3 \\ 0 & \boxed{1} & 0 & 0 & 0 & -2 \\ 0 & 0 & \boxed{1} & 0 & 0 & 2 \\ 0 & 0 & 0 & \boxed{1} & 0 & 0 \\ 0 & 0 & 0 & 0 & \boxed{1} & -1 \end{bmatrix} \text{ so } \mathbf{B}_2 = \begin{bmatrix} 3 \\ -2 \\ 2 \\ 0 \\ -1 \end{bmatrix}$$

Row-reduce the augmented matrix of the linear system  $\mathcal{LS}(A, \mathbf{e}_3)$ ,

$$\begin{bmatrix} 1 & 2 & 1 & 2 & 1 & 0 \\ -2 & -3 & 0 & -5 & -1 & 0 \\ 1 & 1 & 0 & 2 & 1 & 1 \\ -2 & -3 & -1 & -3 & -2 & 0 \\ -1 & -3 & -1 & -3 & 1 & 0 \end{bmatrix} \xrightarrow{\text{RREF}} \begin{bmatrix} \boxed{1} & 0 & 0 & 0 & 0 & 6 \\ 0 & \boxed{1} & 0 & 0 & 0 & -5 \\ 0 & 0 & \boxed{1} & 0 & 0 & 4 \\ 0 & 0 & 0 & \boxed{1} & 0 & 1 \\ 0 & 0 & 0 & 0 & \boxed{1} & -2 \end{bmatrix} \text{ so } \mathbf{B}_3 = \begin{bmatrix} 6 \\ -5 \\ 4 \\ 1 \\ -2 \end{bmatrix}$$

Row-reduce the augmented matrix of the linear system  $\mathcal{LS}(A, \mathbf{e}_4)$ ,

$$\begin{bmatrix} 1 & 2 & 1 & 2 & 1 & 0 \\ -2 & -3 & 0 & -5 & -1 & 0 \\ 1 & 1 & 0 & 2 & 1 & 0 \\ -2 & -3 & -1 & -3 & -2 & 1 \\ -1 & -3 & -1 & -3 & 1 & 0 \end{bmatrix} \xrightarrow{\text{RREF}} \begin{bmatrix} \boxed{1} & 0 & 0 & 0 & 0 & -1 \\ 0 & \boxed{1} & 0 & 0 & 0 & -1 \\ 0 & 0 & \boxed{1} & 0 & 0 & 1 \\ 0 & 0 & 0 & \boxed{1} & 0 & 1 \\ 0 & 0 & 0 & 0 & \boxed{1} & 0 \end{bmatrix} \text{ so } \mathbf{B}_4 = \begin{bmatrix} -1 \\ -1 \\ 1 \\ 1 \\ 0 \end{bmatrix}$$

Row-reduce the augmented matrix of the linear system  $\mathcal{LS}(A, \mathbf{e}_5)$ ,

$$\begin{bmatrix} 1 & 2 & 1 & 2 & 1 & 0 \\ -2 & -3 & 0 & -5 & -1 & 0 \\ 1 & 1 & 0 & 2 & 1 & 0 \\ -2 & -3 & -1 & -3 & -2 & 0 \\ -1 & -3 & -1 & -3 & 1 & 1 \end{bmatrix} \xrightarrow{\text{RREF}} \begin{bmatrix} \boxed{1} & 0 & 0 & 0 & 0 & -2 \\ 0 & \boxed{1} & 0 & 0 & 0 & 1 \\ 0 & 0 & \boxed{1} & 0 & 0 & -1 \\ 0 & 0 & 0 & \boxed{1} & 0 & 0 \\ 0 & 0 & 0 & 0 & \boxed{1} & 1 \end{bmatrix} \text{ so } \mathbf{B}_5 = \begin{bmatrix} -2 \\ 1 \\ -1 \\ 0 \\ 1 \end{bmatrix}$$

We can now collect our 5 solution vectors into the matrix  $B$ ,

$$\begin{aligned} B &= [\mathbf{B}_1 | \mathbf{B}_2 | \mathbf{B}_3 | \mathbf{B}_4 | \mathbf{B}_5] \\ &= \begin{bmatrix} \begin{bmatrix} -3 \\ 0 \\ 1 \\ 1 \\ 1 \end{bmatrix} & \begin{bmatrix} 3 \\ -2 \\ 2 \\ 0 \\ -1 \end{bmatrix} & \begin{bmatrix} 6 \\ -5 \\ 4 \\ 1 \\ -2 \end{bmatrix} & \begin{bmatrix} -1 \\ -1 \\ 1 \\ 1 \\ 0 \end{bmatrix} & \begin{bmatrix} -2 \\ 1 \\ -1 \\ 0 \\ 1 \end{bmatrix} \end{bmatrix} \\ &= \begin{bmatrix} -3 & 3 & 6 & -1 & -2 \\ 0 & -2 & -5 & -1 & 1 \\ 1 & 2 & 4 & 1 & -1 \\ 1 & 0 & 1 & 1 & 0 \\ 1 & -1 & -2 & 0 & 1 \end{bmatrix} \end{aligned}$$

By this method, we know that  $AB = I_5$ . Check that  $BA = I_5$ , and then we will know that we have the inverse of  $A$ .  $\square$

Notice how the five systems of equations in the preceding example were all solved by *exactly* the same sequence of row operations. Wouldn't it be nice to avoid this obvious duplication of effort? Our main theorem for this section follows, and it mimics this previous example, while also avoiding all the overhead.

### Theorem CINM

#### Computing the Inverse of a Nonsingular Matrix

Suppose  $A$  is a nonsingular square matrix of size  $n$ . Create the  $n \times 2n$  matrix  $M$  by placing the  $n \times n$  identity matrix  $I_n$  to the right of the matrix  $A$ . Let  $N$  be a matrix that is row-equivalent to  $M$  and in reduced row-echelon form. Finally, let  $J$  be the matrix formed from the final  $n$  columns of  $N$ . Then  $AJ = I_n$ .  $\square$

**Proof**  $A$  is nonsingular, so by Theorem NMRRI [70] there is a sequence of row operations that will convert  $A$  into  $I_n$ . It is this same sequence of row operations that will convert  $M$  into  $N$ , since having the identity matrix in the first  $n$  columns of  $N$  is sufficient to guarantee that  $N$  is in reduced row-echelon form.

If we consider the systems of linear equations,  $\mathcal{LS}(A, \mathbf{e}_i)$ ,  $1 \leq i \leq n$ , we see that the aforementioned sequence of row operations will also bring the augmented matrix of each of these systems into reduced row-echelon form. Furthermore, the unique solution to  $\mathcal{LS}(A, \mathbf{e}_i)$  appears in column  $n + 1$  of the row-reduced augmented matrix of the system and is identical to column  $n + i$  of  $N$ . Let  $\mathbf{N}_1, \mathbf{N}_2, \mathbf{N}_3, \dots, \mathbf{N}_{2n}$  denote the columns of  $N$ . So we find,

$$AJ = A[\mathbf{N}_{n+1} | \mathbf{N}_{n+2} | \mathbf{N}_{n+3} | \dots | \mathbf{N}_{n+n}]$$

$$\begin{aligned}
 &= [A\mathbf{N}_{n+1} | A\mathbf{N}_{n+2} | A\mathbf{N}_{n+3} | \dots | A\mathbf{N}_{n+n}] && \text{Definition MM [193]} \\
 &= [\mathbf{e}_1 | \mathbf{e}_2 | \mathbf{e}_3 | \dots | \mathbf{e}_n] \\
 &= I_n && \text{Definition IM [70]}
 \end{aligned}$$

as desired. ■

We have to be just a bit careful here about both what this theorem says and what it doesn't say. If  $A$  is a nonsingular matrix, then we are guaranteed a matrix  $B$  such that  $AB = I_n$ , and the proof gives us a process for constructing  $B$ . However, the definition of the inverse of a matrix (Definition MI [207]) requires that  $BA = I_n$  also. So at this juncture we must compute the matrix product in the "opposite" order before we claim  $B$  as the inverse of  $A$ . However, we'll soon see that this is *always* the case, in Theorem OSIS [221], so the title of this theorem is not inaccurate.

What if  $A$  is singular? At this point we only know that Theorem CINM [211] cannot be applied. The question of  $A$ 's inverse is still open. (But see Theorem NI [222] in the next section.) We'll finish by computing the inverse for the coefficient matrix of Archetype B [682], the one we just pulled from a hat in Example SABMI [206]. There are more examples in the Archetypes (Appendix A [674]) to practice with, though notice that it is silly to ask for the inverse of a rectangular matrix (the sizes aren't right) and not every square matrix has an inverse (remember Example MWIAA [207]?).

**Example CMIAB**

**Computing a matrix inverse, Archetype B**

Archetype B [682] has a coefficient matrix given as

$$B = \begin{bmatrix} -7 & -6 & -12 \\ 5 & 5 & 7 \\ 1 & 0 & 4 \end{bmatrix}$$

Exercising Theorem CINM [211] we set

$$M = \begin{bmatrix} -7 & -6 & -12 & 1 & 0 & 0 \\ 5 & 5 & 7 & 0 & 1 & 0 \\ 1 & 0 & 4 & 0 & 0 & 1 \end{bmatrix}.$$

which row reduces to

$$N = \begin{bmatrix} 1 & 0 & 0 & -10 & -12 & -9 \\ 0 & 1 & 0 & \frac{13}{2} & 8 & \frac{11}{2} \\ 0 & 0 & 1 & \frac{5}{2} & 3 & \frac{5}{2} \end{bmatrix}.$$

So

$$B^{-1} = \begin{bmatrix} -10 & -12 & -9 \\ \frac{13}{2} & 8 & \frac{11}{2} \\ \frac{5}{2} & 3 & \frac{5}{2} \end{bmatrix}$$

once we check that  $B^{-1}B = I_3$  (the product in the opposite order is a consequence of the theorem). ☒

While we can use a row-reducing procedure to compute any needed inverse, most computational devices have a built-in procedure to compute the inverse of a matrix straightaway. See: Computation MI.MMA [648] Computation MI.SAGE [653].

**Subsection PMI**  
**Properties of Matrix Inverses**

---

The inverse of a matrix enjoys some nice properties. We collect a few here. First, a matrix can have but one inverse.

**Theorem MIU**

**Matrix Inverse is Unique**

Suppose the square matrix  $A$  has an inverse. Then  $A^{-1}$  is unique. □

**Proof** As described in Technique U [669], we will assume that  $A$  has two inverses. The hypothesis tells there is at least one. Suppose then that  $B$  and  $C$  are both inverses for  $A$ . Then, repeated use of Definition MI [207] and Theorem MMIM [196] plus one application of Theorem MMA [197] gives

$$\begin{aligned}
 B &= BI_n && \text{Theorem MMIM [196]} \\
 &= B(AC) && \text{Definition MI [207]} \\
 &= (BA)C && \text{Theorem MMA [197]} \\
 &= I_n C && \text{Definition MI [207]} \\
 &= C && \text{Theorem MMIM [196]}
 \end{aligned}$$

So we conclude that  $B$  and  $C$  are the same, and cannot be different. So any matrix that acts like an inverse, must be *the* inverse. ■

When most of us dress in the morning, we put on our socks first, followed by our shoes. In the evening we must then first remove our shoes, followed by our socks. Try to connect the conclusion of the following theorem with this everyday example.

**Theorem SS**

**Socks and Shoes**

Suppose  $A$  and  $B$  are invertible matrices of size  $n$ . Then  $(AB)^{-1} = B^{-1}A^{-1}$  and  $AB$  is an invertible matrix. □

**Proof** At the risk of carrying our everyday analogies too far, the proof of this theorem is quite easy when we compare it to the workings of a dating service. We have a statement about the inverse of the matrix  $AB$ , which for all we know right now might not even exist. Suppose  $AB$  was to sign up for a dating service with two requirements for a compatible date. Upon multiplication on the left, and on the right, the result should be the identity matrix. In other words,  $AB$ 's ideal date would be its inverse.

Now along comes the matrix  $B^{-1}A^{-1}$  (which we know exists because our hypothesis says both  $A$  and  $B$  are invertible and we can form the product of these two matrices), also looking for a date. Let's see if  $B^{-1}A^{-1}$  is a good match for  $AB$ . First they meet at a non-committal neutral location, say a coffee shop, for quiet conversation:

$$\begin{aligned}
 (B^{-1}A^{-1})(AB) &= B^{-1}(A^{-1}A)B && \text{Theorem MMA [197]} \\
 &= B^{-1}I_n B && \text{Definition MI [207]} \\
 &= B^{-1}B && \text{Theorem MMIM [196]} \\
 &= I_n && \text{Definition MI [207]}
 \end{aligned}$$

The first date having gone smoothly, a second, more serious, date is arranged, say dinner and a show:

$$\begin{aligned}
 (AB)(B^{-1}A^{-1}) &= A(BB^{-1})A^{-1} && \text{Theorem MMA [197]} \\
 &= AI_n A^{-1} && \text{Definition MI [207]} \\
 &= AA^{-1} && \text{Theorem MMIM [196]} \\
 &= I_n && \text{Definition MI [207]}
 \end{aligned}$$

So the matrix  $B^{-1}A^{-1}$  has met all of the requirements to be  $AB$ 's inverse (date) and with the ensuing marriage proposal we can announce that  $(AB)^{-1} = B^{-1}A^{-1}$ . ■

**Theorem MIMI**



**Matrix Inverse of a Matrix Inverse**

Suppose  $A$  is an invertible matrix. Then  $A^{-1}$  is invertible and  $(A^{-1})^{-1} = A$ . □

**Proof** As with the proof of Theorem SS [213], we examine if  $A$  is a suitable inverse for  $A^{-1}$  (by definition, the opposite is true).

$$AA^{-1} = I_n \qquad \text{Definition MI [207]}$$

and

$$A^{-1}A = I_n \qquad \text{Definition MI [207]}$$

The matrix  $A$  has met all the requirements to be the inverse of  $A^{-1}$ , and so is invertible and we can write  $A = (A^{-1})^{-1}$ . ■

**Theorem MIT**

**Matrix Inverse of a Transpose**

Suppose  $A$  is an invertible matrix. Then  $A^t$  is invertible and  $(A^t)^{-1} = (A^{-1})^t$ . □

**Proof** As with the proof of Theorem SS [213], we see if  $(A^{-1})^t$  is a suitable inverse for  $A^t$ . Apply Theorem MMT [199] to see that

$$\begin{aligned} (A^{-1})^t A^t &= (AA^{-1})^t && \text{Theorem MMT [199]} \\ &= I_n^t && \text{Definition MI [207]} \\ &= I_n && I_n \text{ is symmetric} \end{aligned}$$

and

$$\begin{aligned} A^t (A^{-1})^t &= (A^{-1}A)^t && \text{Theorem MMT [199]} \\ &= I_n^t && \text{Definition MI [207]} \\ &= I_n && I_n \text{ is symmetric} \end{aligned}$$

The matrix  $(A^{-1})^t$  has met all the requirements to be the inverse of  $A^t$ , and so is invertible and we can write  $(A^t)^{-1} = (A^{-1})^t$ . ■

**Theorem MISM**

**Matrix Inverse of a Scalar Multiple**

Suppose  $A$  is an invertible matrix and  $\alpha$  is a nonzero scalar. Then  $(\alpha A)^{-1} = \frac{1}{\alpha}A^{-1}$  and  $\alpha A$  is invertible. □

**Proof** As with the proof of Theorem SS [213], we see if  $\frac{1}{\alpha}A^{-1}$  is a suitable inverse for  $\alpha A$ .

$$\begin{aligned} \left(\frac{1}{\alpha}A^{-1}\right)(\alpha A) &= \left(\frac{1}{\alpha}\alpha\right)(AA^{-1}) && \text{Theorem MMSMM [197]} \\ &= 1I_n && \text{Scalar multiplicative inverses} \\ &= I_n && \text{Property OM [180]} \end{aligned}$$

and

$$\begin{aligned} (\alpha A)\left(\frac{1}{\alpha}A^{-1}\right) &= \left(\alpha\frac{1}{\alpha}\right)(A^{-1}A) && \text{Theorem MMSMM [197]} \\ &= 1I_n && \text{Scalar multiplicative inverses} \\ &= I_n && \text{Property OM [180]} \end{aligned}$$

The matrix  $\frac{1}{\alpha}A^{-1}$  has met all the requirements to be the inverse of  $\alpha A$ , so we can write  $(\alpha A)^{-1} = \frac{1}{\alpha}A^{-1}$ . ■

Notice that there are some likely theorems that are missing here. For example, it would be tempting to think that  $(A + B)^{-1} = A^{-1} + B^{-1}$ , but this is false. Can you find a counterexample? (See Exercise MISLE.T10 [217].)

**Subsection READ**  
**Reading Questions**

---

1. Compute the inverse of the matrix below.

$$\begin{bmatrix} 4 & 10 \\ 2 & 6 \end{bmatrix}$$

2. Compute the inverse of the matrix below.

$$\begin{bmatrix} 2 & 3 & 1 \\ 1 & -2 & -3 \\ -2 & 4 & 6 \end{bmatrix}$$

3. Explain why Theorem SS [213] has the title it does. (Do not just state the theorem, explain the choice of the title making reference to the theorem itself.)

## Subsection EXC

## Exercises

**C21** Verify that  $B$  is the inverse of  $A$ .

$$A = \begin{bmatrix} 1 & 1 & -1 & 2 \\ -2 & -1 & 2 & -3 \\ 1 & 1 & 0 & 2 \\ -1 & 2 & 0 & 2 \end{bmatrix} \qquad B = \begin{bmatrix} 4 & 2 & 0 & -1 \\ 8 & 4 & -1 & -1 \\ -1 & 0 & 1 & 0 \\ -6 & -3 & 1 & 1 \end{bmatrix}$$

Contributed by Robert Beezer Solution [218]

**C22** Recycle the matrices  $A$  and  $B$  from Exercise MISLE.C21 [216] and set

$$\mathbf{c} = \begin{bmatrix} 2 \\ 1 \\ -3 \\ 2 \end{bmatrix} \qquad \mathbf{d} = \begin{bmatrix} 1 \\ 1 \\ 1 \\ 1 \end{bmatrix}$$

Employ the matrix  $B$  to solve the two linear systems  $\mathcal{LS}(A, \mathbf{c})$  and  $\mathcal{LS}(A, \mathbf{d})$ .

Contributed by Robert Beezer Solution [218]

**C23** If it exists, find the inverse of the  $2 \times 2$  matrix

$$A = \begin{bmatrix} 7 & 3 \\ 5 & 2 \end{bmatrix}$$

and check your answer. (See Theorem TTMI [208].)

Contributed by Robert Beezer

**C24** If it exists, find the inverse of the  $2 \times 2$  matrix

$$A = \begin{bmatrix} 6 & 3 \\ 4 & 2 \end{bmatrix}$$

and check your answer. (See Theorem TTMI [208].)

Contributed by Robert Beezer

**C25** At the conclusion of Example CMI [210], verify that  $BA = I_5$  by computing the matrix product.

Contributed by Robert Beezer

**C26** Let

$$D = \begin{bmatrix} 1 & -1 & 3 & -2 & 1 \\ -2 & 3 & -5 & 3 & 0 \\ 1 & -1 & 4 & -2 & 2 \\ -1 & 4 & -1 & 0 & 4 \\ 1 & 0 & 5 & -2 & 5 \end{bmatrix}$$

Compute the inverse of  $D$ ,  $D^{-1}$ , by forming the  $5 \times 10$  matrix  $[D \mid I_5]$  and row-reducing (Theorem CINM [211]). Then use a calculator to compute  $D^{-1}$  directly.

Contributed by Robert Beezer Solution [218]

**C27** Let

$$E = \begin{bmatrix} 1 & -1 & 3 & -2 & 1 \\ -2 & 3 & -5 & 3 & -1 \\ 1 & -1 & 4 & -2 & 2 \\ -1 & 4 & -1 & 0 & 2 \\ 1 & 0 & 5 & -2 & 4 \end{bmatrix}$$

Compute the inverse of  $E$ ,  $E^{-1}$ , by forming the  $5 \times 10$  matrix  $[E \mid I_5]$  and row-reducing (Theorem CINM [211]). Then use a calculator to compute  $E^{-1}$  directly.

Contributed by Robert Beezer Solution [218]

**C28** Let

$$C = \begin{bmatrix} 1 & 1 & 3 & 1 \\ -2 & -1 & -4 & -1 \\ 1 & 4 & 10 & 2 \\ -2 & 0 & -4 & 5 \end{bmatrix}$$

Compute the inverse of  $C$ ,  $C^{-1}$ , by forming the  $4 \times 8$  matrix  $[C \mid I_4]$  and row-reducing (Theorem CINM [211]). Then use a calculator to compute  $C^{-1}$  directly.

Contributed by Robert Beezer Solution [218]

**C40** Find all solutions to the system of equations below, making use of the matrix inverse found in Exercise MISLE.C28 [217].

$$\begin{aligned} x_1 + x_2 + 3x_3 + x_4 &= -4 \\ -2x_1 - x_2 - 4x_3 - x_4 &= 4 \\ x_1 + 4x_2 + 10x_3 + 2x_4 &= -20 \\ -2x_1 - 4x_3 + 5x_4 &= 9 \end{aligned}$$

Contributed by Robert Beezer Solution [218]

**C41** Use the inverse of a matrix to find all the solutions to the following system of equations.

$$\begin{aligned} x_1 + 2x_2 - x_3 &= -3 \\ 2x_1 + 5x_2 - x_3 &= -4 \\ -x_1 - 4x_2 &= 2 \end{aligned}$$

Contributed by Robert Beezer Solution [219]

**C42** Use a matrix inverse to solve the linear system of equations.

$$\begin{aligned} x_1 - x_2 + 2x_3 &= 5 \\ x_1 - 2x_3 &= -8 \\ 2x_1 - x_2 - x_3 &= -6 \end{aligned}$$

Contributed by Robert Beezer Solution [219]

**T10** Construct an example to demonstrate that  $(A + B)^{-1} = A^{-1} + B^{-1}$  is not true for all square matrices  $A$  and  $B$  of the same size.

Contributed by Robert Beezer Solution [219]

## Subsection SOL Solutions

**C21** Contributed by Robert Beezer Statement [216]

Check that *both* matrix products (Definition MM [193])  $AB$  and  $BA$  equal the  $4 \times 4$  identity matrix  $I_4$  (Definition IM [70]).

**C22** Contributed by Robert Beezer Statement [216]

Represent each of the two systems by a vector equality,  $A\mathbf{x} = \mathbf{c}$  and  $A\mathbf{y} = \mathbf{d}$ . Then in the spirit of Example SABMI [206], solutions are given by

$$\mathbf{x} = B\mathbf{c} = \begin{bmatrix} 8 \\ 21 \\ -5 \\ -16 \end{bmatrix} \qquad \mathbf{y} = B\mathbf{d} = \begin{bmatrix} 5 \\ 10 \\ 0 \\ -7 \end{bmatrix}$$

Notice how we could solve many more systems having  $A$  as the coefficient matrix, and how each such system has a unique solution. You might check your work by substituting the solutions back into the systems of equations, or forming the linear combinations of the columns of  $A$  suggested by Theorem SLSLC [91].

**C26** Contributed by Robert Beezer Statement [216]

The inverse of  $D$  is

$$D^{-1} = \begin{bmatrix} -7 & -6 & -3 & 2 & 1 \\ -7 & -4 & 2 & 2 & -1 \\ -5 & -2 & 3 & 1 & -1 \\ -6 & -3 & 1 & 1 & 0 \\ 4 & 2 & -2 & -1 & 1 \end{bmatrix}$$

**C27** Contributed by Robert Beezer Statement [216]

The matrix  $E$  has no inverse, though we do not yet have a theorem that allows us to reach this conclusion. However, when row-reducing the matrix  $[E \mid I_5]$ , the first 5 columns will not row-reduce to the  $5 \times 5$  identity matrix, so we are at a loss on how we might compute the inverse. When requesting that your calculator compute  $E^{-1}$ , it should give some indication that  $E$  does not have an inverse.

**C28** Contributed by Robert Beezer Statement [217]

Employ Theorem CINM [211],

$$\begin{bmatrix} 1 & 1 & 3 & 1 & 1 & 0 & 0 & 0 \\ -2 & -1 & -4 & -1 & 0 & 1 & 0 & 0 \\ 1 & 4 & 10 & 2 & 0 & 0 & 1 & 0 \\ -2 & 0 & -4 & 5 & 0 & 0 & 0 & 1 \end{bmatrix} \xrightarrow{\text{RREF}} \begin{bmatrix} \boxed{1} & 0 & 0 & 0 & 38 & 18 & -5 & -2 \\ 0 & \boxed{1} & 0 & 0 & 96 & 47 & -12 & -5 \\ 0 & 0 & \boxed{1} & 0 & -39 & -19 & 5 & 2 \\ 0 & 0 & 0 & \boxed{1} & -16 & -8 & 2 & 1 \end{bmatrix}$$

And therefore we see that  $C$  is nonsingular ( $C$  row-reduces to the identity matrix, Theorem NMRRI [70]) and by Theorem CINM [211],

$$C^{-1} = \begin{bmatrix} 38 & 18 & -5 & -2 \\ 96 & 47 & -12 & -5 \\ -39 & -19 & 5 & 2 \\ -16 & -8 & 2 & 1 \end{bmatrix}$$

**C40** Contributed by Robert Beezer Statement [217]

View this system as  $\mathcal{LS}(C, \mathbf{b})$ , where  $C$  is the  $4 \times 4$  matrix from Exercise MISLE.C28 [217] and

$\mathbf{b} = \begin{bmatrix} -4 \\ 4 \\ -20 \\ 9 \end{bmatrix}$ . Since  $C$  was seen to be nonsingular in Exercise MISLE.C28 [217] Theorem SNCM

[223] says the solution, which is unique by Theorem NMUS [72], is given by

$$C^{-1}\mathbf{b} = \begin{bmatrix} 38 & 18 & -5 & -2 \\ 96 & 47 & -12 & -5 \\ -39 & -19 & 5 & 2 \\ -16 & -8 & 2 & 1 \end{bmatrix} \begin{bmatrix} -4 \\ 4 \\ -20 \\ 9 \end{bmatrix} = \begin{bmatrix} 2 \\ -1 \\ -2 \\ 1 \end{bmatrix}$$

Notice that this solution can be easily checked in the original system of equations.

**C41** Contributed by Robert Beezer Statement [217]

The coefficient matrix of this system of equations is

$$A = \begin{bmatrix} 1 & 2 & -1 \\ 2 & 5 & -1 \\ -1 & -4 & 0 \end{bmatrix}$$

and the vector of constants is  $\mathbf{b} = \begin{bmatrix} -3 \\ -4 \\ 2 \end{bmatrix}$ . So by Theorem SLEMM [191] we can convert the system

to the form  $A\mathbf{x} = \mathbf{b}$ . Row-reducing this matrix yields the identity matrix so by Theorem NMRRI [70] we know  $A$  is nonsingular. This allows us to apply Theorem SNCM [223] to find the unique solution as

$$\mathbf{x} = A^{-1}\mathbf{b} = \begin{bmatrix} -4 & 4 & 3 \\ 1 & -1 & -1 \\ -3 & 2 & 1 \end{bmatrix} \begin{bmatrix} -3 \\ -4 \\ 2 \end{bmatrix} = \begin{bmatrix} 2 \\ -1 \\ 3 \end{bmatrix}$$

Remember, you can check this solution easily by evaluating the matrix-vector product  $A\mathbf{x}$  (Definition MVP [190]).

**C42** Contributed by Robert Beezer Statement [217]

We can reformulate the linear system as a vector equality with a matrix-vector product via Theorem SLEMM [191]. The system is then represented by  $A\mathbf{x} = \mathbf{b}$  where

$$A = \begin{bmatrix} 1 & -1 & 2 \\ 1 & 0 & -2 \\ 2 & -1 & -1 \end{bmatrix} \quad \mathbf{b} = \begin{bmatrix} 5 \\ -8 \\ -6 \end{bmatrix}$$

According to Theorem SNCM [223], if  $A$  is nonsingular then the (unique) solution will be given by  $A^{-1}\mathbf{b}$ . We attempt the computation of  $A^{-1}$  through Theorem CINM [211], or with our favorite computational device and obtain,

$$A^{-1} = \begin{bmatrix} 2 & 3 & -2 \\ 3 & 5 & -4 \\ 1 & 1 & -1 \end{bmatrix}$$

So by Theorem NI [222], we know  $A$  is nonsingular, and so the unique solution is

$$A^{-1}\mathbf{b} = \begin{bmatrix} 2 & 3 & -2 \\ 3 & 5 & -4 \\ 1 & 1 & -1 \end{bmatrix} \begin{bmatrix} 5 \\ -8 \\ -6 \end{bmatrix} = \begin{bmatrix} -2 \\ -1 \\ 3 \end{bmatrix}$$

**T10** Contributed by Robert Beezer Statement [217]

Let  $D$  be any  $2 \times 2$  matrix that has an inverse (Theorem TTMI [208] can help you construct such a matrix,  $I_2$  is a simple choice). Set  $A = D$  and  $B = (-1)D$ . While  $A^{-1}$  and  $B^{-1}$  both exist, what is  $(A + B)^{-1}$ ? Can the proposed statement be a theorem?

## Section MINM

### Matrix Inverses and Nonsingular Matrices

We saw in Theorem CINM [211] that if a square matrix  $A$  is nonsingular, then there is a matrix  $B$  so that  $AB = I_n$ . In other words,  $B$  is halfway to being an inverse of  $A$ . We will see in this section that  $B$  automatically fulfills the second condition ( $BA = I_n$ ). Example MWIAA [207] showed us that the coefficient matrix from Archetype A [678] had no inverse. Not coincidentally, this coefficient matrix is singular. We'll make all these connections precise now. Not many examples or definitions in this section, just theorems.

#### Subsection NMI

#### Nonsingular Matrices are Invertible

We need a couple of technical results for starters. Some books would call these minor, but essential, results “lemmas.” We'll just call 'em theorems. See Technique LC [672] for more on the distinction.

The first of these technical results is interesting in that the hypothesis says something about a product of two square matrices and the conclusion then says the same thing about each individual matrix in the product. This result has an analogy in the algebra of complex numbers: suppose  $\alpha, \beta \in \mathbb{C}$ , then  $\alpha\beta \neq 0$  if and only if  $\alpha \neq 0$  and  $\beta \neq 0$ . We can view this result as suggesting that the term “nonsingular” for matrices is like the term “nonzero” for scalars.

#### Theorem NPNT

#### Nonsingular Product has Nonsingular Terms

Suppose that  $A$  and  $B$  are square matrices of size  $n$ . The product  $AB$  is nonsingular if and only if  $A$  and  $B$  are both nonsingular.  $\square$

**Proof** ( $\Rightarrow$ ) We'll do this portion of the proof in two parts, each as a proof by contradiction (Technique CD [668]). Assume that  $AB$  is nonsingular. Establishing that  $B$  is nonsingular is the easier part, so we will do it first, but in reality, we will *need* to know that  $B$  is nonsingular when we prove that  $A$  is nonsingular.

You can also think of this proof as being a study of four possible conclusions in the table below. One of the four rows *must* happen (the list is exhaustive). In the proof we learn that the first three rows lead to contradictions, and so are impossible. That leaves the fourth row as a certainty, which is our desired conclusion.

$A$	$B$	Case
Singular	Singular	1
Nonsingular	Singular	1
Singular	Nonsingular	2
Nonsingular	Nonsingular	

Part 1. Suppose  $B$  is singular. Then there is a nonzero vector  $\mathbf{z}$  that is a solution to  $\mathcal{LS}(B, \mathbf{0})$ . So

$$\begin{aligned}
 (AB)\mathbf{z} &= A(B\mathbf{z}) && \text{Theorem MMA [197]} \\
 &= A\mathbf{0} && \text{Theorem SLEMM [191]} \\
 &= \mathbf{0} && \text{Theorem MMZM [196]}
 \end{aligned}$$

Because  $\mathbf{z}$  is a nonzero solution to  $\mathcal{LS}(AB, \mathbf{0})$ , we conclude that  $AB$  is singular (Definition NM [69]). This is a contradiction, so  $B$  is nonsingular, as desired.

Part 2. Suppose  $A$  is singular. Then there is a nonzero vector  $\mathbf{y}$  that is a solution to  $\mathcal{LS}(A, \mathbf{0})$ . Now consider the linear system  $\mathcal{LS}(B, \mathbf{y})$ . Since we know  $B$  is nonsingular from Case 1, the system

has a unique solution (Theorem NMUS [72]), which we will denote as  $\mathbf{w}$ . We first claim  $\mathbf{w}$  is not the zero vector either. Assuming the opposite, suppose that  $\mathbf{w} = \mathbf{0}$  (Technique CD [668]). Then

$$\begin{aligned} \mathbf{y} &= B\mathbf{w} && \text{Theorem SLEMM [191]} \\ &= B\mathbf{0} && \text{Hypothesis} \\ &= \mathbf{0} && \text{Theorem MMZM [196]} \end{aligned}$$

contrary to  $\mathbf{y}$  being nonzero. So  $\mathbf{w} \neq \mathbf{0}$ . The pieces are in place, so here we go,

$$\begin{aligned} (AB)\mathbf{w} &= A(B\mathbf{w}) && \text{Theorem MMA [197]} \\ &= A\mathbf{y} && \text{Theorem SLEMM [191]} \\ &= \mathbf{0} && \text{Theorem SLEMM [191]} \end{aligned}$$

So  $\mathbf{w}$  is a nonzero solution to  $\mathcal{LS}(AB, \mathbf{0})$ , and thus we can say that  $AB$  is singular (Definition NM [69]). This is a contradiction, so  $A$  is nonsingular, as desired.

( $\Leftarrow$ ) Now assume that both  $A$  and  $B$  are nonsingular. Suppose that  $\mathbf{x} \in \mathbb{C}^n$  is a solution to  $\mathcal{LS}(AB, \mathbf{0})$ . Then

$$\begin{aligned} \mathbf{0} &= (AB)\mathbf{x} && \text{Theorem SLEMM [191]} \\ &= A(B\mathbf{x}) && \text{Theorem MMA [197]} \end{aligned}$$

By Theorem SLEMM [191],  $B\mathbf{x}$  is a solution to  $\mathcal{LS}(A, \mathbf{0})$ , and by the definition of a nonsingular matrix (Definition NM [69]), we conclude that  $B\mathbf{x} = \mathbf{0}$ . Now, by an entirely similar argument, the nonsingularity of  $B$  forces us to conclude that  $\mathbf{x} = \mathbf{0}$ . So the only solution to  $\mathcal{LS}(AB, \mathbf{0})$  is the zero vector and we conclude that  $AB$  is nonsingular by Definition NM [69]. ■

This is a powerful result in the “forward” direction, because it allows us to begin with a hypothesis that something complicated (the matrix product  $AB$ ) has the property of being nonsingular, and we can then conclude that the simpler constituents ( $A$  and  $B$  individually) then also have the property of being nonsingular. If we had thought that the matrix product was an artificial construction, results like this would make us begin to think twice.

The contrapositive of this result is equally interesting. It says that  $A$  or  $B$  (or both) is a singular matrix if and only if the product  $AB$  is singular. Notice how the negation of the theorem’s conclusion ( $A$  and  $B$  both nonsingular) becomes the statement “at least one of  $A$  and  $B$  is singular.” (See Technique CP [667].)

### Theorem OSIS

#### One-Sided Inverse is Sufficient

Suppose  $A$  and  $B$  are square matrices of size  $n$  such that  $AB = I_n$ . Then  $BA = I_n$ . □

**Proof** The matrix  $I_n$  is nonsingular (since it row-reduces easily to  $I_n$ , Theorem NMRRI [70]). So  $A$  and  $B$  are nonsingular by Theorem NPNT [220], so in particular  $B$  is nonsingular. We can therefore apply Theorem CINM [211] to assert the existence of a matrix  $C$  so that  $BC = I_n$ . This application of Theorem CINM [211] could be a bit confusing, mostly because of the names of the matrices involved.  $B$  is nonsingular, so there must be a “right-inverse” for  $B$ , and we’re calling it  $C$ .

Now

$$\begin{aligned} BA &= (BA)I_n && \text{Theorem MMIM [196]} \\ &= (BA)(BC) && \text{Theorem CINM [211]} \\ &= B(AB)C && \text{Theorem MMA [197]} \\ &= BI_nC && \text{Hypothesis} \\ &= BC && \text{Theorem MMIM [196]} \\ &= I_n && \text{Theorem CINM [211]} \end{aligned}$$



which is the desired conclusion. ■

So Theorem OSIS [221] tells us that if  $A$  is nonsingular, then the matrix  $B$  guaranteed by Theorem CINM [211] will be both a “right-inverse” and a “left-inverse” for  $A$ , so  $A$  is invertible and  $A^{-1} = B$ .

So if you have a nonsingular matrix,  $A$ , you can use the procedure described in Theorem CINM [211] to find an inverse for  $A$ . If  $A$  is singular, then the procedure in Theorem CINM [211] will fail as the first  $n$  columns of  $M$  will not row-reduce to the identity matrix. However, we can say a bit more. When  $A$  is singular, then  $A$  does not have an inverse (which is very different from saying that the procedure in Theorem CINM [211] fails to find an inverse). This may feel like we are splitting hairs, but its important that we do not make unfounded assumptions. These observations motivate the next theorem.

**Theorem NI**

**Nonsingularity is Invertibility**

Suppose that  $A$  is a square matrix. Then  $A$  is nonsingular if and only if  $A$  is invertible. □

**Proof** ( $\Leftarrow$ ) Suppose  $A$  is invertible, and suppose that  $\mathbf{x}$  is any solution to the homogeneous system  $\mathcal{LS}(A, \mathbf{0})$ . Then

$\mathbf{x} = I_n \mathbf{x}$	Theorem MMIM [196]
$= (A^{-1}A) \mathbf{x}$	Definition MI [207]
$= A^{-1}(A\mathbf{x})$	Theorem MMA [197]
$= A^{-1}\mathbf{0}$	Theorem SLEMM [191]
$= \mathbf{0}$	Theorem MMZM [196]

So the *only* solution to  $\mathcal{LS}(A, \mathbf{0})$  is the zero vector, so by Definition NM [69],  $A$  is nonsingular.

( $\Rightarrow$ ) Suppose now that  $A$  is nonsingular. By Theorem CINM [211] we find  $B$  so that  $AB = I_n$ . Then Theorem OSIS [221] tells us that  $BA = I_n$ . So  $B$  is  $A$ ’s inverse, and by construction,  $A$  is invertible. ■

So for a square matrix, the properties of having an inverse and of having a trivial null space are one and the same. Can’t have one without the other.

**Theorem NME3**

**Nonsingular Matrix Equivalences, Round 3**

Suppose that  $A$  is a square matrix of size  $n$ . The following are equivalent.

1.  $A$  is nonsingular.
2.  $A$  row-reduces to the identity matrix.
3. The null space of  $A$  contains only the zero vector,  $\mathcal{N}(A) = \{\mathbf{0}\}$ .
4. The linear system  $\mathcal{LS}(A, \mathbf{b})$  has a unique solution for every possible choice of  $\mathbf{b}$ .
5. The columns of  $A$  are a linearly independent set.
6.  $A$  is invertible.

□

**Proof** We can update our list of equivalences for nonsingular matrices (Theorem NME2 [135]) with the equivalent condition from Theorem NI [222]. ■

In the case that  $A$  is a nonsingular coefficient matrix of a system of equations, the inverse allows us to very quickly compute the unique solution, for any vector of constants.

**Theorem SNCM**

**Solution with Nonsingular Coefficient Matrix**

Suppose that  $A$  is nonsingular. Then the unique solution to  $\mathcal{LS}(A, \mathbf{b})$  is  $A^{-1}\mathbf{b}$ . □

**Proof** By Theorem NMUS [72] we know already that  $\mathcal{LS}(A, \mathbf{b})$  has a unique solution for every choice of  $\mathbf{b}$ . We need to show that the expression stated is indeed a solution (*the* solution). That's easy, just "plug it in" to the corresponding vector equation representation (Theorem SLEMM [191]),

$$\begin{aligned} A(A^{-1}\mathbf{b}) &= (AA^{-1})\mathbf{b} && \text{Theorem MMA [197]} \\ &= I_n\mathbf{b} && \text{Definition MI [207]} \\ &= \mathbf{b} && \text{Theorem MMIM [196]} \end{aligned}$$

Since  $A\mathbf{x} = \mathbf{b}$  is true when we substitute  $A^{-1}\mathbf{b}$  for  $\mathbf{x}$ ,  $A^{-1}\mathbf{b}$  is a (the!) solution to  $\mathcal{LS}(A, \mathbf{b})$ . ■

**Subsection UM**  
**Unitary Matrices**

---

Recall that the adjoint of a matrix is  $A^* = (\overline{A})^t$  (Definition A [185]).

**Definition UM**  
**Unitary Matrices**

Suppose that  $U$  is a square matrix of size  $n$  such that  $U^*U = I_n$ . Then we say  $U$  is **unitary**. △

This condition may seem rather far-fetched at first glance. Would there be *any* matrix that behaved this way? Well, yes, here's one.

**Example UM3**  
**Unitary matrix of size 3**

$$U = \begin{bmatrix} \frac{1+i}{\sqrt{5}} & \frac{3+2i}{\sqrt{55}} & \frac{2+2i}{\sqrt{22}} \\ \frac{1-i}{\sqrt{5}} & \frac{2+2i}{\sqrt{55}} & \frac{-3+i}{\sqrt{22}} \\ \frac{i}{\sqrt{5}} & \frac{3-5i}{\sqrt{55}} & \frac{\sqrt{22}}{2} \\ \frac{i}{\sqrt{5}} & \frac{3-5i}{\sqrt{55}} & -\frac{\sqrt{22}}{2} \end{bmatrix}$$

The computations get a bit tiresome, but if you work your way through the computation of  $U^*U$ , you *will* arrive at the  $3 \times 3$  identity matrix  $I_3$ . ⊠

Unitary matrices do not have to look quite so gruesome. Here's a larger one that is a bit more pleasing.

**Example UPM**  
**Unitary permutation matrix**

The matrix

$$P = \begin{bmatrix} 0 & 1 & 0 & 0 & 0 \\ 0 & 0 & 0 & 1 & 0 \\ 1 & 0 & 0 & 0 & 0 \\ 0 & 0 & 0 & 0 & 1 \\ 0 & 0 & 1 & 0 & 0 \end{bmatrix}$$

is unitary as can be easily checked. Notice that it is just a rearrangement of the columns of the  $5 \times 5$  identity matrix,  $I_5$  (Definition IM [70]).

An interesting exercise is to build another  $5 \times 5$  unitary matrix,  $R$ , using a different rearrangement of the columns of  $I_5$ . Then form the product  $PR$ . This will be another unitary matrix (Exercise MINM.T10 [227]). If you were to build all  $5! = 5 \times 4 \times 3 \times 2 \times 1 = 120$  matrices of this type you would have a set that remains closed under matrix multiplication. It is an example of another algebraic structure known as a **group** since together the set and the one operation (matrix

multiplication here) is closed, associative, has an identity ( $I_5$ ), and inverses (Theorem UMI [224]). Notice though that the operation in this group is not commutative!  $\square$

If a matrix  $A$  has only real number entries (we say it is a **real matrix**) then the defining property of being unitary simplifies to  $A^t A = I_n$ . In this case we, and everybody else, calls the matrix **orthogonal**, so you may often encounter this term in your other reading when the complex numbers are not under consideration.

Unitary matrices have easily computed inverses. They also have columns that form orthonormal sets. Here are the theorems that show us that unitary matrices are not as strange as they might initially appear.

### Theorem UMI

#### Unitary Matrices are Invertible

Suppose that  $U$  is a unitary matrix of size  $n$ . Then  $U$  is nonsingular, and  $U^{-1} = U^*$ .  $\square$

**Proof** By Definition UM [223], we know that  $U^*U = I_n$ . The matrix  $I_n$  is nonsingular (since it row-reduces easily to  $I_n$ , Theorem NMRRI [70]). So by Theorem NPNT [220],  $U$  and  $U^*$  are both nonsingular matrices.

The equation  $U^*U = I_n$  gets us halfway to an inverse of  $U$ , and Theorem OSIS [221] tells us that then  $UU^* = I_n$  also. So  $U$  and  $U^*$  are inverses of each other (Definition MI [207]).  $\blacksquare$

### Theorem CUMOS

#### Columns of Unitary Matrices are Orthonormal Sets

Suppose that  $A$  is a square matrix of size  $n$  with columns  $S = \{\mathbf{A}_1, \mathbf{A}_2, \mathbf{A}_3, \dots, \mathbf{A}_n\}$ . Then  $A$  is a unitary matrix if and only if  $S$  is an orthonormal set.  $\square$

**Proof** The proof revolves around recognizing that a typical entry of the product  $A^*A$  is an inner product of columns of  $A$ . Here are the details to support this claim.

$$\begin{aligned}
 [A^*A]_{ij} &= \sum_{k=1}^n [A^*]_{ik} [A]_{kj} && \text{Theorem EMP [194]} \\
 &= \sum_{k=1}^n \left[ (\overline{A})^t \right]_{ik} [A]_{kj} && \text{Theorem EMP [194]} \\
 &= \sum_{k=1}^n [\overline{A}]_{ki} [A]_{kj} && \text{Definition TM [181]} \\
 &= \sum_{k=1}^n \overline{[A]_{ki}} [A]_{kj} && \text{Definition CCM [183]} \\
 &= \sum_{k=1}^n [A]_{kj} \overline{[A]_{ki}} && \text{Property CMCN [656]} \\
 &= \sum_{k=1}^n [\mathbf{A}_j]_k \overline{[\mathbf{A}_i]_k} \\
 &= \langle \mathbf{A}_j, \mathbf{A}_i \rangle && \text{Definition IP [164]}
 \end{aligned}$$

We now employ this equality in a chain of equivalences,

$$\begin{aligned}
 S = \{\mathbf{A}_1, \mathbf{A}_2, \mathbf{A}_3, \dots, \mathbf{A}_n\} \text{ is an orthonormal set} \\
 \iff \langle \mathbf{A}_j, \mathbf{A}_i \rangle &= \begin{cases} 0 & \text{if } i \neq j \\ 1 & \text{if } i = j \end{cases} && \text{Definition ONS [173]} \\
 \iff [A^*A]_{ij} &= \begin{cases} 0 & \text{if } i \neq j \\ 1 & \text{if } i = j \end{cases} \\
 \iff [A^*A]_{ij} &= [I_n]_{ij}, \quad 1 \leq i \leq n, \quad 1 \leq j \leq n && \text{Definition IM [70]}
 \end{aligned}$$

$$\iff A^*A = I_n$$

Definition ME [178]

$$\iff A \text{ is a unitary matrix}$$

Definition UM [223]

■

### Example OSMC

#### Orthonormal set from matrix columns

The matrix

$$U = \begin{bmatrix} \frac{1+i}{\sqrt{5}} & \frac{3+2i}{\sqrt{55}} & \frac{2+2i}{\sqrt{22}} \\ \frac{1-i}{\sqrt{5}} & \frac{2+2i}{\sqrt{55}} & \frac{-3+i}{\sqrt{22}} \\ \frac{i}{\sqrt{5}} & \frac{3-5i}{\sqrt{55}} & \frac{2}{\sqrt{22}} \\ \frac{i}{\sqrt{5}} & \frac{3-5i}{\sqrt{55}} & -\frac{2}{\sqrt{22}} \end{bmatrix}$$

from Example UM3 [223] is a unitary matrix. By Theorem CUMOS [224], its columns

$$\left\{ \begin{bmatrix} \frac{1+i}{\sqrt{5}} \\ \frac{1-i}{\sqrt{5}} \\ \frac{i}{\sqrt{5}} \\ \frac{i}{\sqrt{5}} \end{bmatrix}, \begin{bmatrix} \frac{3+2i}{\sqrt{55}} \\ \frac{2+2i}{\sqrt{55}} \\ \frac{3-5i}{\sqrt{55}} \\ \frac{3-5i}{\sqrt{55}} \end{bmatrix}, \begin{bmatrix} \frac{2+2i}{\sqrt{22}} \\ \frac{-3+i}{\sqrt{22}} \\ \frac{2}{\sqrt{22}} \\ -\frac{2}{\sqrt{22}} \end{bmatrix} \right\}$$

form an orthonormal set. You might find checking the six inner products of pairs of these vectors easier than doing the matrix product  $U^*U$ . Or, because the inner product is anti-commutative (Theorem IPAC [166]) you only need check three inner products (see Exercise MINM.T12 [227]).

⊠

When using vectors and matrices that only have real number entries, orthogonal matrices are those matrices with inverses that equal their transpose. Similarly, the inner product is the familiar dot product. Keep this special case in mind as you read the next theorem.

### Theorem UMPIP

#### Unitary Matrices Preserve Inner Products

Suppose that  $U$  is a unitary matrix of size  $n$  and  $\mathbf{u}$  and  $\mathbf{v}$  are two vectors from  $\mathbb{C}^n$ . Then

$$\langle U\mathbf{u}, U\mathbf{v} \rangle = \langle \mathbf{u}, \mathbf{v} \rangle \quad \text{and} \quad \|U\mathbf{v}\| = \|\mathbf{v}\|$$

□

### Proof

$$\begin{aligned} \langle U\mathbf{u}, U\mathbf{v} \rangle &= (U\mathbf{u})^t \overline{U\mathbf{v}} && \text{Theorem MMIP [198]} \\ &= \mathbf{u}^t U^t \overline{U\mathbf{v}} && \text{Theorem MMT [199]} \\ &= \mathbf{u}^t U^t \overline{U} \overline{\mathbf{v}} && \text{Theorem MMCC [198]} \\ &= \mathbf{u}^t (\overline{U})^t \overline{U} \overline{\mathbf{v}} && \text{Theorem CCT [658]} \\ &= \mathbf{u}^t \overline{(\overline{U})^t} \overline{U} \overline{\mathbf{v}} && \text{Theorem MCT [184]} \\ &= \mathbf{u}^t \overline{(\overline{U})^t} U \overline{\mathbf{v}} && \text{Theorem MMCC [198]} \\ &= \mathbf{u}^t \overline{U^*} \overline{U} \overline{\mathbf{v}} && \text{Definition A [185]} \\ &= \mathbf{u}^t \overline{I_n} \overline{\mathbf{v}} && \text{Definition UM [223]} \\ &= \mathbf{u}^t I_n \overline{\mathbf{v}} && \text{Definition IM [70]} \\ &= \mathbf{u}^t \overline{\mathbf{v}} && \text{Theorem MMIM [196]} \\ &= \langle \mathbf{u}, \mathbf{v} \rangle && \text{Theorem MMIP [198]} \end{aligned}$$

The second conclusion is just a specialization of the first conclusion.

$$\|U\mathbf{v}\| = \sqrt{\|U\mathbf{v}\|^2}$$

$$\begin{aligned}
&= \sqrt{\langle U\mathbf{v}, U\mathbf{v} \rangle} && \text{Theorem IPN [167]} \\
&= \sqrt{\langle \mathbf{v}, \mathbf{v} \rangle} \\
&= \sqrt{\|\mathbf{v}\|^2} && \text{Theorem IPN [167]} \\
&= \|\mathbf{v}\|
\end{aligned}$$

■

Aside from the inherent interest in this theorem, it makes a bigger statement about unitary matrices. When we view vectors geometrically as directions or forces, then the norm equates to a notion of length. If we transform a vector by multiplication with a unitary matrix, then the length (norm) of that vector stays the same. If we consider column vectors with two or three slots containing only real numbers, then the inner product of two such vectors is just the dot product, and this quantity can be used to compute the angle between two vectors. When two vectors are multiplied (transformed) by the same unitary matrix, their dot product is unchanged and their individual lengths are unchanged. The results in the angle between the two vectors remaining unchanged.

A “unitary transformation” (matrix-vector products with unitary matrices) thus preserve geometrical relationships among vectors representing directions, forces, or other physical quantities. In the case of a two-slot vector with real entries, this is simply a rotation. These sorts of computations are exceedingly important in computer graphics such as games and real-time simulations, especially when increased realism is achieved by performing many such computations quickly. We will see unitary matrices again in subsequent sections (especially Theorem OD [585]) and in each instance, consider the interpretation of the unitary matrix as a sort of geometry-preserving transformation. Some authors use the term **isometry** to highlight this behavior. We will speak loosely of a unitary matrix as being a sort of generalized rotation.

A final reminder: the terms “dot product,” “symmetric matrix” and “orthogonal matrix” used in reference to vectors or matrices with real number entries correspond to the terms “inner product,” “Hermitian matrix” and “unitary matrix” when we generalize to include complex number entries, so keep that in mind as you read elsewhere.

## Subsection READ Reading Questions

1. Compute the inverse of the coefficient matrix of the system of equations below and use the inverse to solve the system.

$$\begin{aligned}
4x_1 + 10x_2 &= 12 \\
2x_1 + 6x_2 &= 4
\end{aligned}$$

2. In the reading questions for Section MISLE [206] you were asked to find the inverse of the  $3 \times 3$  matrix below.

$$\begin{bmatrix} 2 & 3 & 1 \\ 1 & -2 & -3 \\ -2 & 4 & 6 \end{bmatrix}$$

Because the matrix was not nonsingular, you had no theorems at that point that would allow you to compute the inverse. Explain why you now know that the inverse does not exist (which is different than not being able to compute it) by quoting the relevant theorem’s acronym.

3. Is the matrix  $A$  unitary? Why?

$$A = \begin{bmatrix} \frac{1}{\sqrt{22}}(4 + 2i) & \frac{1}{\sqrt{374}}(5 + 3i) \\ \frac{1}{\sqrt{22}}(-1 - i) & \frac{1}{\sqrt{374}}(12 + 14i) \end{bmatrix}$$

**Subsection EXC**  
**Exercises**

---

**C40** Solve the system of equations below using the inverse of a matrix.

$$\begin{aligned}x_1 + x_2 + 3x_3 + x_4 &= 5 \\-2x_1 - x_2 - 4x_3 - x_4 &= -7 \\x_1 + 4x_2 + 10x_3 + 2x_4 &= 9 \\-2x_1 - 4x_3 + 5x_4 &= 9\end{aligned}$$

Contributed by Robert Beezer    Solution [228]

**M20** Construct an example of a  $4 \times 4$  unitary matrix.

Contributed by Robert Beezer    Solution [228]

**M80** Matrix multiplication interacts nicely with many operations. But not always with transforming a matrix to reduced row-echelon form. Suppose that  $A$  is an  $m \times n$  matrix and  $B$  is an  $n \times p$  matrix. Let  $P$  be a matrix that is row-equivalent to  $A$  and in reduced row-echelon form,  $Q$  be a matrix that is row-equivalent to  $B$  and in reduced row-echelon form, and let  $R$  be a matrix that is row-equivalent to  $AB$  and in reduced row-echelon form. Is  $PQ = R$ ? (In other words, with nonstandard notation, is  $\text{rref}(A)\text{rref}(B) = \text{rref}(AB)$ ?)

Construct a counterexample to show that, in general, this statement is false. Then find a large class of matrices where if  $A$  and  $B$  are in the class, then the statement is true.

Contributed by Mark Hamrick    Solution [228]

**T10** Suppose that  $Q$  and  $P$  are unitary matrices of size  $n$ . Prove that  $QP$  is a unitary matrix.

Contributed by Robert Beezer

**T11** Prove that Hermitian matrices (Definition HM [200]) have real entries on the diagonal. More precisely, suppose that  $A$  is a Hermitian matrix of size  $n$ . Then  $[A]_{ii} \in \mathbb{R}$ ,  $1 \leq i \leq n$ .

Contributed by Robert Beezer

**T12** Suppose that we are checking if a square matrix of size  $n$  is unitary. Show that a straightforward application of Theorem CUMOS [224] requires the computation of  $n^2$  inner products when the matrix is unitary, and fewer when the matrix is not orthogonal. Then show that this maximum number of inner products can be reduced to  $\frac{1}{2}n(n+1)$  in light of Theorem IPAC [166].

Contributed by Robert Beezer

## Subsection SOL Solutions

**C40** Contributed by Robert Beezer Statement [227]

The coefficient matrix and vector of constants for the system are

$$\begin{bmatrix} 1 & 1 & 3 & 1 \\ -2 & -1 & -4 & -1 \\ 1 & 4 & 10 & 2 \\ -2 & 0 & -4 & 5 \end{bmatrix} \quad \mathbf{b} = \begin{bmatrix} 5 \\ -7 \\ 9 \\ 9 \end{bmatrix}$$

$A^{-1}$  can be computed by using a calculator, or by the method of Theorem CINM [211]. Then Theorem SNCM [223] says the unique solution is

$$A^{-1}\mathbf{b} = \begin{bmatrix} 38 & 18 & -5 & -2 \\ 96 & 47 & -12 & -5 \\ -39 & -19 & 5 & 2 \\ -16 & -8 & 2 & 1 \end{bmatrix} \begin{bmatrix} 5 \\ -7 \\ 9 \\ 9 \end{bmatrix} = \begin{bmatrix} 1 \\ -2 \\ 1 \\ 3 \end{bmatrix}$$

**M20** Contributed by Robert Beezer Statement [227]

The  $4 \times 4$  identity matrix,  $I_4$ , would be one example (Definition IM [70]). Any of the 23 other rearrangements of the columns of  $I_4$  would be a simple, but less trivial, example. See Example UPM [223].

**M80** Contributed by Robert Beezer Statement [227]

Take

$$A = \begin{bmatrix} 1 & 0 \\ 0 & 0 \end{bmatrix} \quad B = \begin{bmatrix} 0 & 0 \\ 1 & 0 \end{bmatrix}$$

Then  $A$  is already in reduced row-echelon form, and by swapping rows,  $B$  row-reduces to  $A$ . So the product of the row-echelon forms of  $A$  is  $AA = A \neq \mathcal{O}$ . However, the product  $AB$  is the  $2 \times 2$  zero matrix, which is in reduced-echelon form, and not equal to  $AA$ . When you get there, Theorem PEEF [255] or Theorem EMDRO [361] might shed some light on why we would not expect this statement to be true in general.

If  $A$  and  $B$  are nonsingular, then  $AB$  is nonsingular (Theorem NPNT [220]), and all three matrices  $A$ ,  $B$  and  $AB$  row-reduce to the identity matrix (Theorem NMRRI [70]). By Theorem MMIM [196], the desired relationship is true.

## Section CRS

### Column and Row Spaces

Theorem SLSLC [91] showed us that there is a natural correspondence between solutions to linear systems and linear combinations of the columns of the coefficient matrix. This idea motivates the following important definition.

#### Definition CSM

##### Column Space of a Matrix

Suppose that  $A$  is an  $m \times n$  matrix with columns  $\{\mathbf{A}_1, \mathbf{A}_2, \mathbf{A}_3, \dots, \mathbf{A}_n\}$ . Then the **column space** of  $A$ , written  $\mathcal{C}(A)$ , is the subset of  $\mathbb{C}^m$  containing all linear combinations of the columns of  $A$ ,

$$\mathcal{C}(A) = \langle \{\mathbf{A}_1, \mathbf{A}_2, \mathbf{A}_3, \dots, \mathbf{A}_n\} \rangle$$

(This definition contains Notation CSM.)

△

Some authors refer to the column space of a matrix as the **range**, but we will reserve this term for use with linear transformations (Definition RLT [479]).

#### Subsection CSSE

##### Column Spaces and Systems of Equations

Upon encountering any new set, the first question we ask is what objects are in the set, and which objects are not? Here's an example of one way to answer this question, and it will motivate a theorem that will then answer the question precisely.

#### Example CSMCS

##### Column space of a matrix and consistent systems

Archetype D [691] and Archetype E [695] are linear systems of equations, with an identical  $3 \times 4$  coefficient matrix, which we call  $A$  here. However, Archetype D [691] is consistent, while Archetype E [695] is not. We can explain this difference by employing the column space of the matrix  $A$ .

The column vector of constants,  $\mathbf{b}$ , in Archetype D [691] is

$$\mathbf{b} = \begin{bmatrix} 8 \\ -12 \\ 4 \end{bmatrix}$$

One solution to  $\mathcal{LS}(A, \mathbf{b})$ , as listed, is

$$\mathbf{x} = \begin{bmatrix} 7 \\ 8 \\ 1 \\ 3 \end{bmatrix}$$

By Theorem SLSLC [91], we can summarize this solution as a linear combination of the columns of  $A$  that equals  $\mathbf{b}$ ,

$$7 \begin{bmatrix} 2 \\ -3 \\ 1 \end{bmatrix} + 8 \begin{bmatrix} 1 \\ 4 \\ 1 \end{bmatrix} + 1 \begin{bmatrix} 7 \\ -5 \\ 4 \end{bmatrix} + 3 \begin{bmatrix} -7 \\ -6 \\ -5 \end{bmatrix} = \begin{bmatrix} 8 \\ -12 \\ 4 \end{bmatrix} = \mathbf{b}.$$

This equation says that  $\mathbf{b}$  is a linear combination of the columns of  $A$ , and then by Definition CSM [229], we can say that  $\mathbf{b} \in \mathcal{C}(A)$ .



On the other hand, Archetype E [695] is the linear system  $\mathcal{LS}(A, \mathbf{c})$ , where the vector of constants is

$$\mathbf{c} = \begin{bmatrix} 2 \\ 3 \\ 2 \end{bmatrix}$$

and this system of equations is inconsistent. This means  $\mathbf{c} \notin \mathcal{C}(A)$ , for if it were, then it would equal a linear combination of the columns of  $A$  and Theorem SLSLC [91] would lead us to a solution of the system  $\mathcal{LS}(A, \mathbf{c})$ .  $\square$

So if we fix the coefficient matrix, and vary the vector of constants, we can sometimes find consistent systems, and sometimes inconsistent systems. The vectors of constants that lead to consistent systems are exactly the elements of the column space. This is the content of the next theorem, and since it is an equivalence, it provides an alternate view of the column space.

### Theorem CSCS Column Spaces and Consistent Systems

Suppose  $A$  is an  $m \times n$  matrix and  $\mathbf{b}$  is a vector of size  $m$ . Then  $\mathbf{b} \in \mathcal{C}(A)$  if and only if  $\mathcal{LS}(A, \mathbf{b})$  is consistent.  $\square$

**Proof** ( $\Rightarrow$ ) Suppose  $\mathbf{b} \in \mathcal{C}(A)$ . Then we can write  $\mathbf{b}$  as some linear combination of the columns of  $A$ . By Theorem SLSLC [91] we can use the scalars from this linear combination to form a solution to  $\mathcal{LS}(A, \mathbf{b})$ , so this system is consistent.

( $\Leftarrow$ ) If  $\mathcal{LS}(A, \mathbf{b})$  is consistent, there is a solution that may be used with Theorem SLSLC [91] to write  $\mathbf{b}$  as a linear combination of the columns of  $A$ . This qualifies  $\mathbf{b}$  for membership in  $\mathcal{C}(A)$ .  $\blacksquare$

This theorem tells us that asking if the system  $\mathcal{LS}(A, \mathbf{b})$  is consistent is exactly the same question as asking if  $\mathbf{b}$  is in the column space of  $A$ . Or equivalently, it tells us that the column space of the matrix  $A$  is precisely those vectors of constants,  $\mathbf{b}$ , that can be paired with  $A$  to create a system of linear equations  $\mathcal{LS}(A, \mathbf{b})$  that is consistent.

Employing Theorem SLEMM [191] we can form the chain of equivalences

$$\mathbf{b} \in \mathcal{C}(A) \iff \mathcal{LS}(A, \mathbf{b}) \text{ is consistent} \iff A\mathbf{x} = \mathbf{b} \text{ for some } \mathbf{x}$$

Thus, an alternative (and popular) definition of the column space of an  $m \times n$  matrix  $A$  is

$$\mathcal{C}(A) = \{\mathbf{y} \in \mathbb{C}^m \mid \mathbf{y} = A\mathbf{x} \text{ for some } \mathbf{x} \in \mathbb{C}^n\} = \{A\mathbf{x} \mid \mathbf{x} \in \mathbb{C}^n\} \subseteq \mathbb{C}^m$$

We recognize this as saying create *all* the matrix vector products possible with the matrix  $A$  by letting  $\mathbf{x}$  range over all of the possibilities. By Definition MVP [190] we see that this means take all possible linear combinations of the columns of  $A$  — precisely the definition of the column space (Definition CSM [229]) we have chosen.

Notice how this formulation of the column space looks very much like the definition of the null space of a matrix (Definition NSM [62]), but for a rectangular matrix the column vectors of  $\mathcal{C}(A)$  and  $\mathcal{N}(A)$  have different sizes, so the sets are very different.

Given a vector  $\mathbf{b}$  and a matrix  $A$  it is now very mechanical to test if  $\mathbf{b} \in \mathcal{C}(A)$ . Form the linear system  $\mathcal{LS}(A, \mathbf{b})$ , row-reduce the augmented matrix,  $[A \mid \mathbf{b}]$ , and test for consistency with Theorem RCLS [51]. Here's an example of this procedure.

### Example MCSM Membership in the column space of a matrix

Consider the column space of the  $3 \times 4$  matrix  $A$ ,

$$A = \begin{bmatrix} 3 & 2 & 1 & -4 \\ -1 & 1 & -2 & 3 \\ 2 & -4 & 6 & -8 \end{bmatrix}$$

We first show that  $\mathbf{v} = \begin{bmatrix} 18 \\ -6 \\ 12 \end{bmatrix}$  is in the column space of  $A$ ,  $\mathbf{v} \in \mathcal{C}(A)$ . Theorem CSCS [230] says we need only check the consistency of  $\mathcal{LS}(A, \mathbf{v})$ . Form the augmented matrix and row-reduce,

$$\left[ \begin{array}{ccccc} 3 & 2 & 1 & -4 & 18 \\ -1 & 1 & -2 & 3 & -6 \\ 2 & -4 & 6 & -8 & 12 \end{array} \right] \xrightarrow{\text{RREF}} \left[ \begin{array}{ccccc} \boxed{1} & 0 & 1 & -2 & 6 \\ 0 & \boxed{1} & -1 & 1 & 0 \\ 0 & 0 & 0 & 0 & 0 \end{array} \right]$$

Without a leading 1 in the final column, Theorem RCLS [51] tells us the system is consistent and therefore by Theorem CSCS [230],  $\mathbf{v} \in \mathcal{C}(A)$ .

If we wished to demonstrate explicitly that  $\mathbf{v}$  is a linear combination of the columns of  $A$ , we can find a solution (any solution) of  $\mathcal{LS}(A, \mathbf{v})$  and use Theorem SLSLC [91] to construct the desired linear combination. For example, set the free variables to  $x_3 = 2$  and  $x_4 = 1$ . Then a solution has  $x_2 = 1$  and  $x_1 = 6$ . Then by Theorem SLSLC [91],

$$\mathbf{v} = \begin{bmatrix} 18 \\ -6 \\ 12 \end{bmatrix} = 6 \begin{bmatrix} 3 \\ -1 \\ 12 \end{bmatrix} + 1 \begin{bmatrix} 2 \\ 1 \\ -4 \end{bmatrix} + 2 \begin{bmatrix} 1 \\ -2 \\ 6 \end{bmatrix} + 1 \begin{bmatrix} -4 \\ 3 \\ -8 \end{bmatrix}$$

Now we show that  $\mathbf{w} = \begin{bmatrix} 2 \\ 1 \\ -3 \end{bmatrix}$  is not in the column space of  $A$ ,  $\mathbf{w} \notin \mathcal{C}(A)$ . Theorem CSCS [230] says we need only check the consistency of  $\mathcal{LS}(A, \mathbf{w})$ . Form the augmented matrix and row-reduce,

$$\left[ \begin{array}{ccccc} 3 & 2 & 1 & -4 & 2 \\ -1 & 1 & -2 & 3 & 1 \\ 2 & -4 & 6 & -8 & -3 \end{array} \right] \xrightarrow{\text{RREF}} \left[ \begin{array}{ccccc} \boxed{1} & 0 & 1 & -2 & 0 \\ 0 & \boxed{1} & -1 & 1 & 0 \\ 0 & 0 & 0 & 0 & \boxed{1} \end{array} \right]$$

With a leading 1 in the final column, Theorem RCLS [51] tells us the system is inconsistent and therefore by Theorem CSCS [230],  $\mathbf{w} \notin \mathcal{C}(A)$ .  $\square$

Theorem CSCS [230] completes a collection of three theorems, and one definition, that deserve comment. Many questions about spans, linear independence, null space, column spaces and similar objects can be converted to questions about systems of equations (homogeneous or not), which we understand well from our previous results, especially those in Chapter SLE [2]. These previous results include theorems like Theorem RCLS [51] which allows us to quickly decide consistency of a system, and Theorem BNS [136] which allows us to describe solution sets for homogeneous systems compactly as the span of a linearly independent set of column vectors.

The table below lists these for definitions and theorems along with a brief reminder of the statement and an example of how the statement is used.

Definition NSM [62]	
Synopsis	Null space is solution set of homogeneous system
Example	General solution sets described by Theorem PSPHS [102]
Theorem SLSLC [91]	
Synopsis	Solutions for linear combinations with unknown scalars
Example	Deciding membership in spans
Theorem SLEMM [191]	
Synopsis	System of equations represented by matrix-vector product
Example	Solution to $\mathcal{LS}(A, \mathbf{b})$ is $A^{-1}\mathbf{b}$ when $A$ is nonsingular
Theorem CSCS [230]	
Synopsis	Column space vectors create consistent systems
Example	Deciding membership in column spaces

## Subsection CSSOC

### Column Space Spanned by Original Columns

So we have a foolproof, automated procedure for determining membership in  $\mathcal{C}(A)$ . While this works just fine a vector at a time, we would like to have a more useful description of the set  $\mathcal{C}(A)$  as a whole. The next example will preview the first of two fundamental results about the column space of a matrix.

#### Example CSTW

##### Column space, two ways

Consider the  $5 \times 7$  matrix  $A$ ,

$$\begin{bmatrix} 2 & 4 & 1 & -1 & 1 & 4 & 4 \\ 1 & 2 & 1 & 0 & 2 & 4 & 7 \\ 0 & 0 & 1 & 4 & 1 & 8 & 7 \\ 1 & 2 & -1 & 2 & 1 & 9 & 6 \\ -2 & -4 & 1 & 3 & -1 & -2 & -2 \end{bmatrix}$$

According to the definition (Definition CSM [229]), the column space of  $A$  is

$$\mathcal{C}(A) = \left\langle \left\{ \begin{bmatrix} 2 \\ 1 \\ 0 \\ 1 \\ -2 \end{bmatrix}, \begin{bmatrix} 4 \\ 2 \\ 0 \\ 2 \\ -4 \end{bmatrix}, \begin{bmatrix} 1 \\ 1 \\ 1 \\ -1 \\ 1 \end{bmatrix}, \begin{bmatrix} -1 \\ 0 \\ 4 \\ 2 \\ 3 \end{bmatrix}, \begin{bmatrix} 1 \\ 2 \\ 1 \\ 1 \\ -1 \end{bmatrix}, \begin{bmatrix} 4 \\ 4 \\ 8 \\ 9 \\ -2 \end{bmatrix}, \begin{bmatrix} 4 \\ 7 \\ 7 \\ 6 \\ -2 \end{bmatrix} \right\} \right\rangle$$

While this is a concise description of an infinite set, we might be able to describe the span with fewer than seven vectors. This is the substance of Theorem BS [154]. So we take these seven vectors and make them the columns of matrix, which is simply the original matrix  $A$  again. Now we row-reduce,

$$\begin{bmatrix} 2 & 4 & 1 & -1 & 1 & 4 & 4 \\ 1 & 2 & 1 & 0 & 2 & 4 & 7 \\ 0 & 0 & 1 & 4 & 1 & 8 & 7 \\ 1 & 2 & -1 & 2 & 1 & 9 & 6 \\ -2 & -4 & 1 & 3 & -1 & -2 & -2 \end{bmatrix} \xrightarrow{\text{RREF}} \begin{bmatrix} \boxed{1} & 2 & 0 & 0 & 0 & 3 & 1 \\ 0 & 0 & \boxed{1} & 0 & 0 & -1 & 0 \\ 0 & 0 & 0 & \boxed{1} & 0 & 2 & 1 \\ 0 & 0 & 0 & 0 & \boxed{1} & 1 & 3 \\ 0 & 0 & 0 & 0 & 0 & 0 & 0 \end{bmatrix}$$

The pivot columns are  $D = \{1, 3, 4, 5\}$ , so we can create the set

$$T = \left\{ \begin{bmatrix} 2 \\ 1 \\ 0 \\ 1 \\ -2 \end{bmatrix}, \begin{bmatrix} 1 \\ 1 \\ 1 \\ -1 \\ 1 \end{bmatrix}, \begin{bmatrix} -1 \\ 0 \\ 4 \\ 2 \\ 3 \end{bmatrix}, \begin{bmatrix} 1 \\ 2 \\ 1 \\ 1 \\ -1 \end{bmatrix} \right\}$$

and know that  $\mathcal{C}(A) = \langle T \rangle$  and  $T$  is a linearly independent set of columns from the set of columns of  $A$ .  $\square$

We will now formalize the previous example, which will make it trivial to determine a linearly independent set of vectors that will span the column space of a matrix, and is constituted of just columns of  $A$ .

#### Theorem BCS

##### Basis of the Column Space

Suppose that  $A$  is an  $m \times n$  matrix with columns  $\mathbf{A}_1, \mathbf{A}_2, \mathbf{A}_3, \dots, \mathbf{A}_n$ , and  $B$  is a row-equivalent matrix in reduced row-echelon form with  $r$  nonzero rows. Let  $D = \{d_1, d_2, d_3, \dots, d_r\}$  be the set of column indices where  $B$  has leading 1's. Let  $T = \{\mathbf{A}_{d_1}, \mathbf{A}_{d_2}, \mathbf{A}_{d_3}, \dots, \mathbf{A}_{d_r}\}$ . Then

1.  $T$  is a linearly independent set.
2.  $\mathcal{C}(A) = \langle T \rangle$ .

□

**Proof** Definition CSM [229] describes the column space as the span of the set of columns of  $A$ . Theorem BS [154] tells us that we can reduce the set of vectors used in a span. If we apply Theorem BS [154] to  $\mathcal{C}(A)$ , we would collect the columns of  $A$  into a matrix (which would just be  $A$  again) and bring the matrix to reduced row-echelon form, which is the matrix  $B$  in the statement of the theorem. In this case, the conclusions of Theorem BS [154] applied to  $A$ ,  $B$  and  $\mathcal{C}(A)$  are exactly the conclusions we desire. ■

This is a nice result since it gives us a handful of vectors that describe the entire column space (through the span), and we believe this set is as small as possible because we cannot create any more relations of linear dependence to trim it down further. Furthermore, we defined the column space (Definition CSM [229]) as all linear combinations of the columns of the matrix, and the elements of the set  $S$  are still columns of the matrix (we won't be so lucky in the next two constructions of the column space).

Procedurally this theorem is extremely easy to apply. Row-reduce the original matrix, identify  $r$  columns with leading 1's in this reduced matrix, and grab the corresponding columns of the original matrix. But it is still important to study the proof of Theorem BS [154] and its motivation in Example COV [151] which lie at the root of this theorem. We'll trot through an example all the same.

### Example CSOCD

#### Column space, original columns, Archetype D

Let's determine a compact expression for the entire column space of the coefficient matrix of the system of equations that is Archetype D [691]. Notice that in Example CSMCS [229] we were only determining if individual vectors were in the column space or not, now we are describing the entire column space.

To start with the application of Theorem BCS [232], call the coefficient matrix  $A$

$$A = \begin{bmatrix} 2 & 1 & 7 & -7 \\ -3 & 4 & -5 & -6 \\ 1 & 1 & 4 & -5 \end{bmatrix}.$$

and row-reduce it to reduced row-echelon form,

$$B = \begin{bmatrix} \boxed{1} & 0 & 3 & -2 \\ 0 & \boxed{1} & 1 & -3 \\ 0 & 0 & 0 & 0 \end{bmatrix}.$$

There are leading 1's in columns 1 and 2, so  $D = \{1, 2\}$ . To construct a set that spans  $\mathcal{C}(A)$ , just grab the columns of  $A$  indicated by the set  $D$ , so

$$\mathcal{C}(A) = \left\langle \left\{ \begin{bmatrix} 2 \\ -3 \\ 1 \end{bmatrix}, \begin{bmatrix} 1 \\ 4 \\ 1 \end{bmatrix} \right\} \right\rangle.$$

That's it.

In Example CSMCS [229] we determined that the vector

$$\mathbf{c} = \begin{bmatrix} 2 \\ 3 \\ 2 \end{bmatrix}$$

was *not* in the column space of  $A$ . Try to write  $\mathbf{c}$  as a linear combination of the first two columns of  $A$ . What happens?

Also in Example CSMCS [229] we determined that the vector

$$\mathbf{b} = \begin{bmatrix} 8 \\ -12 \\ 4 \end{bmatrix}$$

was in the column space of  $A$ . Try to write  $\mathbf{b}$  as a linear combination of the first two columns of  $A$ . What happens? Did you find a unique solution to this question? HmMMM.  $\square$

## Subsection CSNM Column Space of a Nonsingular Matrix

Let's specialize to square matrices and contrast the column spaces of the coefficient matrices in Archetype A [678] and Archetype B [682].

### Example CSAA

#### Column space of Archetype A

The coefficient matrix in Archetype A [678] is

$$A = \begin{bmatrix} 1 & -1 & 2 \\ 2 & 1 & 1 \\ 1 & 1 & 0 \end{bmatrix}$$

which row-reduces to

$$\begin{bmatrix} \boxed{1} & 0 & 1 \\ 0 & \boxed{1} & -1 \\ 0 & 0 & 0 \end{bmatrix}.$$

Columns 1 and 2 have leading 1's, so by Theorem BCS [232] we can write

$$\mathcal{C}(A) = \langle \{\mathbf{A}_1, \mathbf{A}_2\} \rangle = \left\langle \left\{ \begin{bmatrix} 1 \\ 2 \\ 1 \end{bmatrix}, \begin{bmatrix} -1 \\ 1 \\ 1 \end{bmatrix} \right\} \right\rangle.$$

We want to show in this example that  $\mathcal{C}(A) \neq \mathbb{C}^3$ . So take, for example, the vector  $\mathbf{b} = \begin{bmatrix} 1 \\ 3 \\ 2 \end{bmatrix}$ . Then

there is no solution to the system  $\mathcal{LS}(A, \mathbf{b})$ , or equivalently, it is not possible to write  $\mathbf{b}$  as a linear combination of  $\mathbf{A}_1$  and  $\mathbf{A}_2$ . Try one of these two computations yourself. (Or try both!). Since  $\mathbf{b} \notin \mathcal{C}(A)$ , the column space of  $A$  cannot be all of  $\mathbb{C}^3$ . So by varying the vector of constants, it is possible to create inconsistent systems of equations with this coefficient matrix (the vector  $\mathbf{b}$  being one such example).

In Example MWIAA [207] we wished to show that the coefficient matrix from Archetype A [678] was not invertible as a first example of a matrix without an inverse. Our device there was to find an inconsistent linear system with  $A$  as the coefficient matrix. The vector of constants in that example was  $\mathbf{b}$ , deliberately chosen outside the column space of  $A$ .  $\square$

### Example CSAB

#### Column space of Archetype B

The coefficient matrix in Archetype B [682], call it  $B$  here, is known to be nonsingular (see Example NM [70]). By Theorem NMUS [72], the linear system  $\mathcal{LS}(B, \mathbf{b})$  has a (unique) solution for every choice of  $\mathbf{b}$ . Theorem CSCS [230] then says that  $\mathbf{b} \in \mathcal{C}(B)$  for all  $\mathbf{b} \in \mathbb{C}^3$ . Stated differently, there is no way to build an inconsistent system with the coefficient matrix  $B$ , but then we knew that already from Theorem NMUS [72].  $\square$

Example CSAA [234] and Example CSAB [234] together motivate the following equivalence, which says that nonsingular matrices have column spaces that are as big as possible.

**Theorem CSNM**

**Column Space of a Nonsingular Matrix**

Suppose  $A$  is a square matrix of size  $n$ . Then  $A$  is nonsingular if and only if  $\mathcal{C}(A) = \mathbb{C}^n$ . □

**Proof** ( $\Rightarrow$ ) Suppose  $A$  is nonsingular. We wish to establish the set equality  $\mathcal{C}(A) = \mathbb{C}^n$ . By Definition CSM [229],  $\mathcal{C}(A) \subseteq \mathbb{C}^n$ .

To show that  $\mathbb{C}^n \subseteq \mathcal{C}(A)$  choose  $\mathbf{b} \in \mathbb{C}^n$ . By Theorem NMUS [72], we know the linear system  $\mathcal{LS}(A, \mathbf{b})$  has a (unique) solution and therefore is consistent. Theorem CSCS [230] then says that  $\mathbf{b} \in \mathcal{C}(A)$ . So by Definition SE [660],  $\mathcal{C}(A) = \mathbb{C}^n$ .

( $\Leftarrow$ ) If  $\mathbf{e}_i$  is column  $i$  of the  $n \times n$  identity matrix (Definition SUV [169]) and by hypothesis  $\mathcal{C}(A) = \mathbb{C}^n$ , then  $\mathbf{e}_i \in \mathcal{C}(A)$  for  $1 \leq i \leq n$ . By Theorem CSCS [230], the system  $\mathcal{LS}(A, \mathbf{e}_i)$  is consistent for  $1 \leq i \leq n$ . Let  $\mathbf{b}_i$  denote any one particular solution to  $\mathcal{LS}(A, \mathbf{e}_i)$ ,  $1 \leq i \leq n$ .

Define the  $n \times n$  matrix  $B = [\mathbf{b}_1 | \mathbf{b}_2 | \mathbf{b}_3 | \dots | \mathbf{b}_n]$ . Then

$$\begin{aligned} AB &= A[\mathbf{b}_1 | \mathbf{b}_2 | \mathbf{b}_3 | \dots | \mathbf{b}_n] \\ &= [A\mathbf{b}_1 | A\mathbf{b}_2 | A\mathbf{b}_3 | \dots | A\mathbf{b}_n] && \text{Definition MM [193]} \\ &= [\mathbf{e}_1 | \mathbf{e}_2 | \mathbf{e}_3 | \dots | \mathbf{e}_n] \\ &= I_n && \text{Definition SUV [169]} \end{aligned}$$

So the matrix  $B$  is a “right-inverse” for  $A$ . By Theorem NMRRI [70],  $I_n$  is a nonsingular matrix, so by Theorem NPNT [220] both  $A$  and  $B$  are nonsingular. Thus, in particular,  $A$  is nonsingular. (Travis Osborne contributed to this proof.) ■

With this equivalence for nonsingular matrices we can update our list, Theorem NME3 [222].

**Theorem NME4**

**Nonsingular Matrix Equivalences, Round 4**

Suppose that  $A$  is a square matrix of size  $n$ . The following are equivalent.

1.  $A$  is nonsingular.
2.  $A$  row-reduces to the identity matrix.
3. The null space of  $A$  contains only the zero vector,  $\mathcal{N}(A) = \{\mathbf{0}\}$ .
4. The linear system  $\mathcal{LS}(A, \mathbf{b})$  has a unique solution for every possible choice of  $\mathbf{b}$ .
5. The columns of  $A$  are a linearly independent set.
6.  $A$  is invertible.
7. The column space of  $A$  is  $\mathbb{C}^n$ ,  $\mathcal{C}(A) = \mathbb{C}^n$ .

□

**Proof** Since Theorem CSNM [235] is an equivalence, we can add it to the list in Theorem NME3 [222]. ■

**Subsection RSM**

**Row Space of a Matrix**

---

The rows of a matrix can be viewed as vectors, since they are just lists of numbers, arranged horizontally. So we will transpose a matrix, turning rows into columns, so we can then manipulate rows as column vectors. As a result we will be able to make some new connections between row operations and solutions to systems of equations. OK, here is the second primary definition of this section.

**Definition RSM**
**Row Space of a Matrix**

Suppose  $A$  is an  $m \times n$  matrix. Then the **row space** of  $A$ ,  $\mathcal{R}(A)$ , is the column space of  $A^t$ , i.e.  $\mathcal{R}(A) = \mathcal{C}(A^t)$ .

(This definition contains Notation RSM.) △

Informally, the row space is the set of all linear combinations of the rows of  $A$ . However, we write the rows as column vectors, thus the necessity of using the transpose to make the rows into columns. Additionally, with the row space defined in terms of the column space, all of the previous results of this section can be applied to row spaces.

Notice that if  $A$  is a rectangular  $m \times n$  matrix, then  $\mathcal{C}(A) \subseteq \mathbb{C}^m$ , while  $\mathcal{R}(A) \subseteq \mathbb{C}^n$  and the two sets are not comparable since they do not even hold objects of the same type. However, when  $A$  is square of size  $n$ , both  $\mathcal{C}(A)$  and  $\mathcal{R}(A)$  are subsets of  $\mathbb{C}^n$ , though usually the sets will not be equal (but see Exercise CRS.M20 [244]).

**Example RSAI**
**Row space of Archetype I**

The coefficient matrix in Archetype I [711] is

$$I = \begin{bmatrix} 1 & 4 & 0 & -1 & 0 & 7 & -9 \\ 2 & 8 & -1 & 3 & 9 & -13 & 7 \\ 0 & 0 & 2 & -3 & -4 & 12 & -8 \\ -1 & -4 & 2 & 4 & 8 & -31 & 37 \end{bmatrix}.$$

To build the row space, we transpose the matrix,

$$I^t = \begin{bmatrix} 1 & 2 & 0 & -1 \\ 4 & 8 & 0 & -4 \\ 0 & -1 & 2 & 2 \\ -1 & 3 & -3 & 4 \\ 0 & 9 & -4 & 8 \\ 7 & -13 & 12 & -31 \\ -9 & 7 & -8 & 37 \end{bmatrix}.$$

Then the columns of this matrix are used in a span to build the row space,

$$\mathcal{R}(I) = \mathcal{C}(I^t) = \left\langle \left\{ \begin{bmatrix} 1 \\ 4 \\ 0 \\ -1 \\ 0 \\ 7 \\ -9 \end{bmatrix}, \begin{bmatrix} 2 \\ 8 \\ -1 \\ 3 \\ 9 \\ -13 \\ 7 \end{bmatrix}, \begin{bmatrix} 0 \\ 0 \\ 2 \\ -3 \\ -4 \\ 12 \\ -8 \end{bmatrix}, \begin{bmatrix} -1 \\ -4 \\ 2 \\ 4 \\ 8 \\ -31 \\ 37 \end{bmatrix} \right\} \right\rangle.$$

However, we can use Theorem BCS [232] to get a slightly better description. First, row-reduce  $I^t$ ,

$$\begin{bmatrix} \boxed{1} & 0 & 0 & -\frac{31}{7} \\ 0 & \boxed{1} & 0 & \frac{12}{7} \\ 0 & 0 & \boxed{1} & \frac{13}{7} \\ 0 & 0 & 0 & 0 \\ 0 & 0 & 0 & 0 \\ 0 & 0 & 0 & 0 \\ 0 & 0 & 0 & 0 \end{bmatrix}.$$

Since there are leading 1's in columns with indices  $D = \{1, 2, 3\}$ , the column space of  $I^t$  can be

spanned by just the first three columns of  $I^t$ ,

$$\mathcal{R}(I) = \mathcal{C}(I^t) = \left\langle \left\{ \begin{bmatrix} 1 \\ 4 \\ 0 \\ -1 \\ 0 \\ 7 \\ -9 \end{bmatrix}, \begin{bmatrix} 2 \\ 8 \\ -1 \\ 3 \\ 9 \\ -13 \\ 7 \end{bmatrix}, \begin{bmatrix} 0 \\ 0 \\ 2 \\ -3 \\ -4 \\ 12 \\ -8 \end{bmatrix} \right\} \right\rangle.$$

⊠

The row space would not be too interesting if it was simply the column space of the transpose. However, when we do row operations on a matrix we have no effect on the many linear combinations that can be formed with the rows of the matrix. This is stated more carefully in the following theorem.

### Theorem REMRS

#### Row-Equivalent Matrices have equal Row Spaces

Suppose  $A$  and  $B$  are row-equivalent matrices. Then  $\mathcal{R}(A) = \mathcal{R}(B)$ . □

**Proof** Two matrices are row-equivalent (Definition REM [26]) if one can be obtained from another by a sequence of (possibly many) row operations. We will prove the theorem for two matrices that differ by a single row operation, and then this result can be applied repeatedly to get the full statement of the theorem. The row spaces of  $A$  and  $B$  are spans of the columns of their transposes. For each row operation we perform on a matrix, we can define an analogous operation on the columns. Perhaps we should call these **column operations**. Instead, we will still call them row operations, but we will apply them to the columns of the transposes.

Refer to the columns of  $A^t$  and  $B^t$  as  $\mathbf{A}_i$  and  $\mathbf{B}_i$ ,  $1 \leq i \leq m$ . The row operation that switches rows will just switch columns of the transposed matrices. This will have no effect on the possible linear combinations formed by the columns.

Suppose that  $B^t$  is formed from  $A^t$  by multiplying column  $\mathbf{A}_t$  by  $\alpha \neq 0$ . In other words,  $\mathbf{B}_t = \alpha \mathbf{A}_t$ , and  $\mathbf{B}_i = \mathbf{A}_i$  for all  $i \neq t$ . We need to establish that two sets are equal,  $\mathcal{C}(A^t) = \mathcal{C}(B^t)$ . We will take a generic element of one and show that it is contained in the other.

$$\begin{aligned} & \beta_1 \mathbf{B}_1 + \beta_2 \mathbf{B}_2 + \beta_3 \mathbf{B}_3 + \cdots + \beta_t \mathbf{B}_t + \cdots + \beta_m \mathbf{B}_m \\ &= \beta_1 \mathbf{A}_1 + \beta_2 \mathbf{A}_2 + \beta_3 \mathbf{A}_3 + \cdots + \beta_t (\alpha \mathbf{A}_t) + \cdots + \beta_m \mathbf{A}_m \\ &= \beta_1 \mathbf{A}_1 + \beta_2 \mathbf{A}_2 + \beta_3 \mathbf{A}_3 + \cdots + (\alpha \beta_t) \mathbf{A}_t + \cdots + \beta_m \mathbf{A}_m \end{aligned}$$

says that  $\mathcal{C}(B^t) \subseteq \mathcal{C}(A^t)$ . Similarly,

$$\begin{aligned} & \gamma_1 \mathbf{A}_1 + \gamma_2 \mathbf{A}_2 + \gamma_3 \mathbf{A}_3 + \cdots + \gamma_t \mathbf{A}_t + \cdots + \gamma_m \mathbf{A}_m \\ &= \gamma_1 \mathbf{A}_1 + \gamma_2 \mathbf{A}_2 + \gamma_3 \mathbf{A}_3 + \cdots + \left( \frac{\gamma_t}{\alpha} \right) \mathbf{A}_t + \cdots + \gamma_m \mathbf{A}_m \\ &= \gamma_1 \mathbf{A}_1 + \gamma_2 \mathbf{A}_2 + \gamma_3 \mathbf{A}_3 + \cdots + \frac{\gamma_t}{\alpha} (\alpha \mathbf{A}_t) + \cdots + \gamma_m \mathbf{A}_m \\ &= \gamma_1 \mathbf{B}_1 + \gamma_2 \mathbf{B}_2 + \gamma_3 \mathbf{B}_3 + \cdots + \frac{\gamma_t}{\alpha} \mathbf{B}_t + \cdots + \gamma_m \mathbf{B}_m \end{aligned}$$

says that  $\mathcal{C}(A^t) \subseteq \mathcal{C}(B^t)$ . So  $\mathcal{R}(A) = \mathcal{C}(A^t) = \mathcal{C}(B^t) = \mathcal{R}(B)$  when a single row operation of the second type is performed.

Suppose now that  $B^t$  is formed from  $A^t$  by replacing  $\mathbf{A}_t$  with  $\alpha \mathbf{A}_s + \mathbf{A}_t$  for some  $\alpha \in \mathbb{C}$  and  $s \neq t$ . In other words,  $\mathbf{B}_t = \alpha \mathbf{A}_s + \mathbf{A}_t$ , and  $\mathbf{B}_i = \mathbf{A}_i$  for  $i \neq t$ .

$$\begin{aligned} & \beta_1 \mathbf{B}_1 + \beta_2 \mathbf{B}_2 + \beta_3 \mathbf{B}_3 + \cdots + \beta_s \mathbf{B}_s + \cdots + \beta_t \mathbf{B}_t + \cdots + \beta_m \mathbf{B}_m \\ &= \beta_1 \mathbf{A}_1 + \beta_2 \mathbf{A}_2 + \beta_3 \mathbf{A}_3 + \cdots + \beta_s \mathbf{A}_s + \cdots + \beta_t (\alpha \mathbf{A}_s + \mathbf{A}_t) + \cdots + \beta_m \mathbf{A}_m \\ &= \beta_1 \mathbf{A}_1 + \beta_2 \mathbf{A}_2 + \beta_3 \mathbf{A}_3 + \cdots + \beta_s \mathbf{A}_s + \cdots + (\beta_t \alpha) \mathbf{A}_s + \beta_t \mathbf{A}_t + \cdots + \beta_m \mathbf{A}_m \end{aligned}$$



$$\begin{aligned}
 &= \beta_1 \mathbf{A}_1 + \beta_2 \mathbf{A}_2 + \beta_3 \mathbf{A}_3 + \cdots + \beta_s \mathbf{A}_s + (\beta_t \alpha) \mathbf{A}_s + \cdots + \beta_t \mathbf{A}_t + \cdots + \beta_m \mathbf{A}_m \\
 &= \beta_1 \mathbf{A}_1 + \beta_2 \mathbf{A}_2 + \beta_3 \mathbf{A}_3 + \cdots + (\beta_s + \beta_t \alpha) \mathbf{A}_s + \cdots + \beta_t \mathbf{A}_t + \cdots + \beta_m \mathbf{A}_m
 \end{aligned}$$

says that  $\mathcal{C}(B^t) \subseteq \mathcal{C}(A^t)$ . Similarly,

$$\begin{aligned}
 &\gamma_1 \mathbf{A}_1 + \gamma_2 \mathbf{A}_2 + \gamma_3 \mathbf{A}_3 + \cdots + \gamma_s \mathbf{A}_s + \cdots + \gamma_t \mathbf{A}_t + \cdots + \gamma_m \mathbf{A}_m \\
 &= \gamma_1 \mathbf{A}_1 + \gamma_2 \mathbf{A}_2 + \gamma_3 \mathbf{A}_3 + \cdots + \gamma_s \mathbf{A}_s + \cdots + (-\alpha \gamma_t \mathbf{A}_s + \alpha \gamma_t \mathbf{A}_s) + \gamma_t \mathbf{A}_t + \cdots + \gamma_m \mathbf{A}_m \\
 &= \gamma_1 \mathbf{A}_1 + \gamma_2 \mathbf{A}_2 + \gamma_3 \mathbf{A}_3 + \cdots + (-\alpha \gamma_t \mathbf{A}_s) + \gamma_s \mathbf{A}_s + \cdots + (\alpha \gamma_t \mathbf{A}_s + \gamma_t \mathbf{A}_t) + \cdots + \gamma_m \mathbf{A}_m \\
 &= \gamma_1 \mathbf{A}_1 + \gamma_2 \mathbf{A}_2 + \gamma_3 \mathbf{A}_3 + \cdots + (-\alpha \gamma_t + \gamma_s) \mathbf{A}_s + \cdots + \gamma_t (\alpha \mathbf{A}_s + \mathbf{A}_t) + \cdots + \gamma_m \mathbf{A}_m \\
 &= \gamma_1 \mathbf{B}_1 + \gamma_2 \mathbf{B}_2 + \gamma_3 \mathbf{B}_3 + \cdots + (-\alpha \gamma_t + \gamma_s) \mathbf{B}_s + \cdots + \gamma_t \mathbf{B}_t + \cdots + \gamma_m \mathbf{B}_m
 \end{aligned}$$

says that  $\mathcal{C}(A^t) \subseteq \mathcal{C}(B^t)$ . So  $\mathcal{R}(A) = \mathcal{C}(A^t) = \mathcal{C}(B^t) = \mathcal{R}(B)$  when a single row operation of the third type is performed.

So the row space of a matrix is preserved by each row operation, and hence row spaces of row-equivalent matrices are equal sets.  $\blacksquare$

### Example RSREM

#### Row spaces of two row-equivalent matrices

In Example TREM [26] we saw that the matrices

$$A = \begin{bmatrix} 2 & -1 & 3 & 4 \\ 5 & 2 & -2 & 3 \\ 1 & 1 & 0 & 6 \end{bmatrix} \qquad B = \begin{bmatrix} 1 & 1 & 0 & 6 \\ 3 & 0 & -2 & -9 \\ 2 & -1 & 3 & 4 \end{bmatrix}$$

are row-equivalent by demonstrating a sequence of two row operations that converted  $A$  into  $B$ . Applying Theorem REMRS [237] we can say

$$\mathcal{R}(A) = \left\langle \left\{ \begin{bmatrix} 2 \\ -1 \\ 3 \\ 4 \end{bmatrix}, \begin{bmatrix} 5 \\ 2 \\ -2 \\ 3 \end{bmatrix}, \begin{bmatrix} 1 \\ 1 \\ 0 \\ 6 \end{bmatrix} \right\} \right\rangle = \left\langle \left\{ \begin{bmatrix} 1 \\ 1 \\ 0 \\ 6 \end{bmatrix}, \begin{bmatrix} 3 \\ 0 \\ -2 \\ -9 \end{bmatrix}, \begin{bmatrix} 2 \\ -1 \\ 3 \\ 4 \end{bmatrix} \right\} \right\rangle = \mathcal{R}(B)$$

$\boxtimes$

Theorem REMRS [237] is at its best when one of the row-equivalent matrices is in reduced row-echelon form. The vectors that correspond to the zero rows can be ignored. (Who needs the zero vector when building a span? See Exercise LI.T10 [141].) The echelon pattern insures that the nonzero rows yield vectors that are linearly independent. Here's the theorem.

### Theorem BRS

#### Basis for the Row Space

Suppose that  $A$  is a matrix and  $B$  is a row-equivalent matrix in reduced row-echelon form. Let  $S$  be the set of nonzero columns of  $B^t$ . Then

1.  $\mathcal{R}(A) = \langle S \rangle$ .
2.  $S$  is a linearly independent set.

$\square$

**Proof** From Theorem REMRS [237] we know that  $\mathcal{R}(A) = \mathcal{R}(B)$ . If  $B$  has any zero rows, these correspond to columns of  $B^t$  that are the zero vector. We can safely toss out the zero vector in the span construction, since it can be recreated from the nonzero vectors by a linear combination where all the scalars are zero. So  $\mathcal{R}(A) = \langle S \rangle$ .

Suppose  $B$  has  $r$  nonzero rows and let  $D = \{d_1, d_2, d_3, \dots, d_r\}$  denote the column indices of  $B$  that have a leading one in them. Denote the  $r$  column vectors of  $B^t$ , the vectors in  $S$ , as  $\mathbf{B}_1, \mathbf{B}_2, \mathbf{B}_3, \dots, \mathbf{B}_r$ . To show that  $S$  is linearly independent, start with a relation of linear dependence

$$\alpha_1 \mathbf{B}_1 + \alpha_2 \mathbf{B}_2 + \alpha_3 \mathbf{B}_3 + \cdots + \alpha_r \mathbf{B}_r = \mathbf{0}$$

Now consider this vector equality in location  $d_i$ . Since  $B$  is in reduced row-echelon form, the entries of column  $d_i$  of  $B$  are all zero, except for a (leading) 1 in row  $i$ . Thus, in  $B^t$ , row  $d_i$  is all zeros, excepting a 1 in column  $i$ . So, for  $1 \leq i \leq r$ ,

$$\begin{aligned}
 0 &= [\mathbf{0}]_{d_i} && \text{Definition ZCV [23]} \\
 &= [\alpha_1 \mathbf{B}_1 + \alpha_2 \mathbf{B}_2 + \alpha_3 \mathbf{B}_3 + \cdots + \alpha_r \mathbf{B}_r]_{d_i} && \text{Definition RLDCV [129]} \\
 &= [\alpha_1 \mathbf{B}_1]_{d_i} + [\alpha_2 \mathbf{B}_2]_{d_i} + [\alpha_3 \mathbf{B}_3]_{d_i} + \cdots + [\alpha_r \mathbf{B}_r]_{d_i} + && \text{Definition MA [178]} \\
 &= \alpha_1 [\mathbf{B}_1]_{d_i} + \alpha_2 [\mathbf{B}_2]_{d_i} + \alpha_3 [\mathbf{B}_3]_{d_i} + \cdots + \alpha_r [\mathbf{B}_r]_{d_i} + && \text{Definition MSM [179]} \\
 &= \alpha_1(0) + \alpha_2(0) + \alpha_3(0) + \cdots + \alpha_i(1) + \cdots + \alpha_r(0) && \text{Definition RREF [27]} \\
 &= \alpha_i
 \end{aligned}$$

So we conclude that  $\alpha_i = 0$  for all  $1 \leq i \leq r$ , establishing the linear independence of  $S$  (Definition LICV [129]). ■

**Example IAS**

**Improving a span**

Suppose in the course of analyzing a matrix (its column space, its null space, its...) we encounter the following set of vectors, described by a span

$$X = \left\langle \left\{ \begin{bmatrix} 1 \\ 2 \\ 1 \\ 6 \\ 6 \end{bmatrix}, \begin{bmatrix} 3 \\ -1 \\ 2 \\ -1 \\ 6 \end{bmatrix}, \begin{bmatrix} 1 \\ -1 \\ 0 \\ -1 \\ -2 \end{bmatrix}, \begin{bmatrix} -3 \\ 2 \\ -3 \\ 6 \\ -10 \end{bmatrix} \right\} \right\rangle$$

Let  $A$  be the matrix whose rows are the vectors in  $X$ , so by design  $X = \mathcal{R}(A)$ ,

$$A = \begin{bmatrix} 1 & 2 & 1 & 6 & 6 \\ 3 & -1 & 2 & -1 & 6 \\ 1 & -1 & 0 & -1 & -2 \\ -3 & 2 & -3 & 6 & -10 \end{bmatrix}$$

Row-reduce  $A$  to form a row-equivalent matrix in reduced row-echelon form,

$$B = \begin{bmatrix} \boxed{1} & 0 & 0 & 2 & -1 \\ 0 & \boxed{1} & 0 & 3 & 1 \\ 0 & 0 & \boxed{1} & -2 & 5 \\ 0 & 0 & 0 & 0 & 0 \end{bmatrix}$$

Then Theorem BRS [238] says we can grab the nonzero columns of  $B^t$  and write

$$X = \mathcal{R}(A) = \mathcal{R}(B) = \left\langle \left\{ \begin{bmatrix} 1 \\ 0 \\ 0 \\ 2 \\ -1 \end{bmatrix}, \begin{bmatrix} 0 \\ 1 \\ 0 \\ 3 \\ 1 \end{bmatrix}, \begin{bmatrix} 0 \\ 0 \\ 1 \\ -2 \\ 5 \end{bmatrix} \right\} \right\rangle$$

These three vectors provide a much-improved description of  $X$ . There are fewer vectors, and the pattern of zeros and ones in the first three entries makes it easier to determine membership in  $X$ . And all we had to do was row-reduce the right matrix and toss out a zero row. Next to row operations themselves, *this is probably the most powerful computational technique at your disposal* as it quickly provides a much improved description of a span, any span. ☒

Theorem BRS [238] and the techniques of Example IAS [239] will provide yet another description of the column space of a matrix. First we state a triviality as a theorem, so we can reference it later.

**Theorem CSRST**

**Column Space, Row Space, Transpose**

Suppose  $A$  is a matrix. Then  $\mathcal{C}(A) = \mathcal{R}(A^t)$ . □

**Proof**

$$\begin{aligned} \mathcal{C}(A) &= \mathcal{C}\left((A^t)^t\right) && \text{Theorem TT [182]} \\ &= \mathcal{R}(A^t) && \text{Definition RSM [236]} \end{aligned}$$



So to find another expression for the column space of a matrix, build its transpose, row-reduce it, toss out the zero rows, and convert the nonzero rows to column vectors to yield an improved set for the span construction. We'll do Archetype I [711], then you do Archetype J [715].

**Example CSROI**

**Column space from row operations, Archetype I**

To find the column space of the coefficient matrix of Archetype I [711], we proceed as follows. The matrix is

$$I = \begin{bmatrix} 1 & 4 & 0 & -1 & 0 & 7 & -9 \\ 2 & 8 & -1 & 3 & 9 & -13 & 7 \\ 0 & 0 & 2 & -3 & -4 & 12 & -8 \\ -1 & -4 & 2 & 4 & 8 & -31 & 37 \end{bmatrix}.$$

The transpose is

$$\begin{bmatrix} 1 & 2 & 0 & -1 \\ 4 & 8 & 0 & -4 \\ 0 & -1 & 2 & 2 \\ -1 & 3 & -3 & 4 \\ 0 & 9 & -4 & 8 \\ 7 & -13 & 12 & -31 \\ -9 & 7 & -8 & 37 \end{bmatrix}.$$

Row-reduced this becomes,

$$\begin{bmatrix} \boxed{1} & 0 & 0 & -\frac{31}{7} \\ 0 & \boxed{1} & 0 & \frac{12}{7} \\ 0 & 0 & \boxed{1} & \frac{13}{7} \\ 0 & 0 & 0 & 0 \\ 0 & 0 & 0 & 0 \\ 0 & 0 & 0 & 0 \\ 0 & 0 & 0 & 0 \end{bmatrix}.$$

Now, using Theorem CSRST [240] and Theorem BRS [238]

$$\mathcal{C}(I) = \mathcal{R}(I^t) = \left\langle \left\{ \begin{bmatrix} 1 \\ 0 \\ 0 \\ -\frac{31}{7} \end{bmatrix}, \begin{bmatrix} 0 \\ 1 \\ 0 \\ \frac{12}{7} \end{bmatrix}, \begin{bmatrix} 0 \\ 0 \\ 1 \\ \frac{13}{7} \end{bmatrix} \right\} \right\rangle.$$

This is a very nice description of the column space. Fewer vectors than the 7 involved in the definition, and the pattern of the zeros and ones in the first 3 slots can be used to advantage. For example, Archetype I [711] is presented as a consistent system of equations with a vector of constants

$$\mathbf{b} = \begin{bmatrix} 3 \\ 9 \\ 1 \\ 4 \end{bmatrix}.$$

Since  $\mathcal{LS}(I, \mathbf{b})$  is consistent, Theorem CSCS [230] tells us that  $\mathbf{b} \in \mathcal{C}(I)$ . But we could see this quickly with the following computation, which really only involves any work in the 4th entry of the vectors as the scalars in the linear combination are *dictated* by the first three entries of  $\mathbf{b}$ .

$$\mathbf{b} = \begin{bmatrix} 3 \\ 9 \\ 1 \\ 4 \end{bmatrix} = 3 \begin{bmatrix} 1 \\ 0 \\ 0 \\ -\frac{31}{7} \end{bmatrix} + 9 \begin{bmatrix} 0 \\ 1 \\ 0 \\ \frac{12}{7} \end{bmatrix} + 1 \begin{bmatrix} 0 \\ 0 \\ 1 \\ \frac{13}{7} \end{bmatrix}$$

Can you now rapidly construct several vectors,  $\mathbf{b}$ , so that  $\mathcal{LS}(I, \mathbf{b})$  is consistent, and several more so that the system is inconsistent?  $\square$

## Subsection READ

### Reading Questions

---

1. Write the column space of the matrix below as the span of a set of three vectors and explain your choice of method.

$$\begin{bmatrix} 1 & 3 & 1 & 3 \\ 2 & 0 & 1 & 1 \\ -1 & 2 & 1 & 0 \end{bmatrix}$$

2. Suppose that  $A$  is an  $n \times n$  nonsingular matrix. What can you say about its column space?

3. Is the vector  $\begin{bmatrix} 0 \\ 5 \\ 2 \\ 3 \end{bmatrix}$  in the row space of the following matrix? Why or why not?

$$\begin{bmatrix} 1 & 3 & 1 & 3 \\ 2 & 0 & 1 & 1 \\ -1 & 2 & 1 & 0 \end{bmatrix}$$

## Subsection EXC

### Exercises

**C30** Example CSOCD [233] expresses the column space of the coefficient matrix from Archetype D [691] (call the matrix  $A$  here) as the span of the first two columns of  $A$ . In Example CSMCS [229] we determined that the vector

$$\mathbf{c} = \begin{bmatrix} 2 \\ 3 \\ 2 \end{bmatrix}$$

was *not* in the column space of  $A$  and that the vector

$$\mathbf{b} = \begin{bmatrix} 8 \\ -12 \\ 4 \end{bmatrix}$$

was in the column space of  $A$ . Attempt to write  $\mathbf{c}$  and  $\mathbf{b}$  as linear combinations of the two vectors in the span construction for the column space in Example CSOCD [233] and record your observations.

Contributed by Robert Beezer Solution [246]

**C31** For the matrix  $A$  below find a set of vectors  $T$  meeting the following requirements: (1) the span of  $T$  is the column space of  $A$ , that is,  $\langle T \rangle = \mathcal{C}(A)$ , (2)  $T$  is linearly independent, and (3) the elements of  $T$  are columns of  $A$ .

$$A = \begin{bmatrix} 2 & 1 & 4 & -1 & 2 \\ 1 & -1 & 5 & 1 & 1 \\ -1 & 2 & -7 & 0 & 1 \\ 2 & -1 & 8 & -1 & 2 \end{bmatrix}$$

Contributed by Robert Beezer Solution [246]

**C32** In Example CSAA [234], verify that the vector  $\mathbf{b}$  is not in the column space of the coefficient matrix.

Contributed by Robert Beezer

**C33** Find a linearly independent set  $S$  so that the span of  $S$ ,  $\langle S \rangle$ , is row space of the matrix  $B$ , and  $S$  is linearly independent.

$$B = \begin{bmatrix} 2 & 3 & 1 & 1 \\ 1 & 1 & 0 & 1 \\ -1 & 2 & 3 & -4 \end{bmatrix}$$

Contributed by Robert Beezer Solution [246]

**C34** For the  $3 \times 4$  matrix  $A$  and the column vector  $\mathbf{y} \in \mathbb{C}^4$  given below, determine if  $\mathbf{y}$  is in the row space of  $A$ . In other words, answer the question:  $\mathbf{y} \in \mathcal{R}(A)$ ? (15 points)

$$A = \begin{bmatrix} -2 & 6 & 7 & -1 \\ 7 & -3 & 0 & -3 \\ 8 & 0 & 7 & 6 \end{bmatrix} \quad \mathbf{y} = \begin{bmatrix} 2 \\ 1 \\ 3 \\ -2 \end{bmatrix}$$

Contributed by Robert Beezer Solution [246]

**C35** For the matrix  $A$  below, find two different linearly independent sets whose spans equal the column space of  $A$ ,  $\mathcal{C}(A)$ , such that

(a) the elements are each columns of  $A$ .

(b) the set is obtained by a procedure that is substantially different from the procedure you use in part (a).

$$A = \begin{bmatrix} 3 & 5 & 1 & -2 \\ 1 & 2 & 3 & 3 \\ -3 & -4 & 7 & 13 \end{bmatrix}$$

Contributed by Robert Beezer Solution [247]

**C40** The following archetypes are systems of equations. For each system, write the vector of constants as a linear combination of the vectors in the span construction for the column space provided by Theorem BCS [232] (these vectors are listed for each of these archetypes).

Archetype A [678]

Archetype B [682]

Archetype C [687]

Archetype D [691]

Archetype E [695]

Archetype F [698]

Archetype G [703]

Archetype H [707]

Archetype I [711]

Archetype J [715]

Contributed by Robert Beezer

**C42** The following archetypes are either matrices or systems of equations with coefficient matrices. For each matrix, compute a set of column vectors such that (1) the vectors are columns of the matrix, (2) the set is linearly independent, and (3) the span of the set is the column space of the matrix. See Theorem BCS [232].

Archetype A [678]

Archetype B [682]

Archetype C [687]

Archetype D [691]/Archetype E [695]

Archetype F [698]

Archetype G [703]/Archetype H [707]

Archetype I [711]

Archetype J [715]

Archetype K [720]

Archetype L [724]

Contributed by Robert Beezer

**C50** The following archetypes are either matrices or systems of equations with coefficient matrices. For each matrix, compute a set of column vectors such that (1) the set is linearly independent, and (2) the span of the set is the row space of the matrix. See Theorem BRS [238].

Archetype A [678]

Archetype B [682]

Archetype C [687]

Archetype D [691]/Archetype E [695]

Archetype F [698]

Archetype G [703]/Archetype H [707]

Archetype I [711]

Archetype J [715]

Archetype K [720]

Archetype L [724]

Contributed by Robert Beezer

**C51** The following archetypes are either matrices or systems of equations with coefficient matrices. For each matrix, compute the column space as the span of a linearly independent set as follows: transpose the matrix, row-reduce, toss out zero rows, convert rows into column vectors. See Example CSROI [240].

Archetype A [678]

Archetype B [682]

Archetype C [687]

Archetype D [691]/Archetype E [695]

Archetype F [698]

Archetype G [703]/Archetype H [707]

Archetype I [711]

Archetype J [715]

Archetype K [720]

Archetype L [724]

Contributed by Robert Beezer

**C52** The following archetypes are systems of equations. For each different coefficient matrix build two new vectors of constants. The first should lead to a consistent system and the second should lead to an inconsistent system. Descriptions of the column space as spans of linearly independent sets of vectors with “nice patterns” of zeros and ones might be most useful and instructive in connection with this exercise. (See the end of Example CSROI [240].)

Archetype A [678]

Archetype B [682]

Archetype C [687]

Archetype D [691]/Archetype E [695]

Archetype F [698]

Archetype G [703]/Archetype H [707]

Archetype I [711]

Archetype J [715]

Contributed by Robert Beezer

**M10** For the matrix  $E$  below, find vectors  $\mathbf{b}$  and  $\mathbf{c}$  so that the system  $\mathcal{LS}(E, \mathbf{b})$  is consistent and  $\mathcal{LS}(E, \mathbf{c})$  is inconsistent.

$$E = \begin{bmatrix} -2 & 1 & 1 & 0 \\ 3 & -1 & 0 & 2 \\ 4 & 1 & 1 & 6 \end{bmatrix}$$

Contributed by Robert Beezer Solution [247]

**M20** Usually the column space and null space of a matrix contain vectors of different sizes. For a square matrix, though, the vectors in these two sets are the same size. Usually the two sets will be different. Construct an example of a square matrix where the column space and null space are equal.

Contributed by Robert Beezer Solution [247]

**M21** We have a variety of theorems about how to create column spaces and row spaces and they frequently involve row-reducing a matrix. Here is a procedure that some try to use to get a column space. Begin with an  $m \times n$  matrix  $A$  and row-reduce to a matrix  $B$  with columns

$\mathbf{B}_1, \mathbf{B}_2, \mathbf{B}_3, \dots, \mathbf{B}_n$ . Then form the column space of  $A$  as

$$\mathcal{C}(A) = \langle \{\mathbf{B}_1, \mathbf{B}_2, \mathbf{B}_3, \dots, \mathbf{B}_n\} \rangle = \mathcal{C}(B)$$

This is *not* a legitimate procedure, and therefore is *not* a theorem. Construct an example to show that the procedure will not in general create the column space of  $A$ .

Contributed by Robert Beezer Solution [247]

**T40** Suppose that  $A$  is an  $m \times n$  matrix and  $B$  is an  $n \times p$  matrix. Prove that the column space of  $AB$  is a subset of the column space of  $A$ , that is  $\mathcal{C}(AB) \subseteq \mathcal{C}(A)$ . Provide an example where the opposite is false, in other words give an example where  $\mathcal{C}(A) \not\subseteq \mathcal{C}(AB)$ . (Compare with Exercise MM.T40 [202].)

Contributed by Robert Beezer Solution [248]

**T41** Suppose that  $A$  is an  $m \times n$  matrix and  $B$  is an  $n \times n$  nonsingular matrix. Prove that the column space of  $A$  is equal to the column space of  $AB$ , that is  $\mathcal{C}(A) = \mathcal{C}(AB)$ . (Compare with Exercise MM.T41 [202] and Exercise CRS.T40 [245].)

Contributed by Robert Beezer Solution [248]

**T45** Suppose that  $A$  is an  $m \times n$  matrix and  $B$  is an  $n \times m$  matrix where  $AB$  is a nonsingular matrix. Prove that

(1)  $\mathcal{N}(B) = \{\mathbf{0}\}$

(2)  $\mathcal{C}(B) \cap \mathcal{N}(A) = \{\mathbf{0}\}$

Discuss the case when  $m = n$  in connection with Theorem NPNT [220].

Contributed by Robert Beezer Solution [248]



## Subsection SOL Solutions

**C30** Contributed by Robert Beezer Statement [242]

In each case, begin with a vector equation where one side contains a linear combination of the two vectors from the span construction that gives the column space of  $A$  with unknowns for scalars, and then use Theorem SLSLC [91] to set up a system of equations. For  $\mathbf{c}$ , the corresponding system has no solution, as we would expect.

For  $\mathbf{b}$  there is a solution, as we would expect. What is interesting is that the solution is unique. This is a consequence of the linear independence of the set of two vectors in the span construction. If we wrote  $\mathbf{b}$  as a linear combination of all four columns of  $A$ , then there would be infinitely many ways to do this.

**C31** Contributed by Robert Beezer Statement [242]

Theorem BCS [232] is the right tool for this problem. Row-reduce this matrix, identify the pivot columns and then grab the corresponding columns of  $A$  for the set  $T$ . The matrix  $A$  row-reduces to

$$\begin{bmatrix} \boxed{1} & 0 & 3 & 0 & 0 \\ 0 & \boxed{1} & -2 & 0 & 0 \\ 0 & 0 & 0 & \boxed{1} & 0 \\ 0 & 0 & 0 & 0 & \boxed{1} \end{bmatrix}$$

So  $D = \{1, 2, 4, 5\}$  and then

$$T = \{\mathbf{A}_1, \mathbf{A}_2, \mathbf{A}_4, \mathbf{A}_5\} = \left\{ \begin{bmatrix} 2 \\ 1 \\ -1 \\ 2 \end{bmatrix}, \begin{bmatrix} 1 \\ -1 \\ 2 \\ -1 \end{bmatrix}, \begin{bmatrix} -1 \\ 1 \\ 0 \\ -1 \end{bmatrix}, \begin{bmatrix} 2 \\ 1 \\ 1 \\ 2 \end{bmatrix} \right\}$$

has the requested properties.

**C33** Contributed by Robert Beezer Statement [242]

Theorem BRS [238] is the most direct route to a set with these properties. Row-reduce, toss zero rows, keep the others. You could also transpose the matrix, then look for the column space by row-reducing the transpose and applying Theorem BCS [232]. We'll do the former,

$$B \xrightarrow{\text{RREF}} \begin{bmatrix} \boxed{1} & 0 & -1 & 2 \\ 0 & \boxed{1} & 1 & -1 \\ 0 & 0 & 0 & 0 \end{bmatrix}$$

So the set  $S$  is

$$S = \left\{ \begin{bmatrix} 1 \\ 0 \\ -1 \\ 2 \end{bmatrix}, \begin{bmatrix} 0 \\ 1 \\ 1 \\ -1 \end{bmatrix} \right\}$$

**C34** Contributed by Robert Beezer Statement [242]

$$\begin{aligned} \mathbf{y} \in \mathcal{R}(A) &\iff \mathbf{y} \in \mathcal{C}(A^t) \\ &\iff \mathcal{LS}(A^t, \mathbf{y}) \text{ is consistent} \end{aligned}$$

Definition RSM [236]

Theorem CSCS [230]

The augmented matrix  $[A^t \mid \mathbf{y}]$  row reduces to

$$\begin{bmatrix} \boxed{1} & 0 & 0 & 0 \\ 0 & \boxed{1} & 0 & 0 \\ 0 & 0 & \boxed{1} & 0 \\ 0 & 0 & 0 & \boxed{1} \end{bmatrix}$$

and with a leading 1 in the final column Theorem RCLS [51] tells us the linear system is inconsistent and so  $\mathbf{y} \notin \mathcal{R}(A)$ .

**C35** Contributed by Robert Beezer Statement [242]

(a) By Theorem BCS [232] we can row-reduce  $A$ , identify pivot columns with the set  $D$ , and “keep” those columns of  $A$  and we will have a set with the desired properties.

$$A \xrightarrow{\text{RREF}} \begin{bmatrix} \boxed{1} & 0 & -13 & -19 \\ 0 & \boxed{1} & 8 & 11 \\ 0 & 0 & 0 & 0 \end{bmatrix}$$

So we have the set of pivot columns  $D = \{1, 2\}$  and we “keep” the first two columns of  $A$ ,

$$\left\{ \begin{bmatrix} 3 \\ 1 \\ -3 \end{bmatrix}, \begin{bmatrix} 5 \\ 2 \\ -4 \end{bmatrix} \right\}$$

(b) We can view the column space as the row space of the transpose (Theorem CSRST [240]). We can get a basis of the row space of a matrix quickly by bringing the matrix to reduced row-echelon form and keeping the nonzero rows as column vectors (Theorem BRS [238]). Here goes.

$$A^t \xrightarrow{\text{RREF}} \begin{bmatrix} \boxed{1} & 0 & -2 \\ 0 & \boxed{1} & 3 \\ 0 & 0 & 0 \\ 0 & 0 & 0 \end{bmatrix}$$

Taking the nonzero rows and tilting them up as columns gives us

$$\left\{ \begin{bmatrix} 1 \\ 0 \\ -2 \end{bmatrix}, \begin{bmatrix} 0 \\ 1 \\ 3 \end{bmatrix} \right\}$$

An approach based on the matrix  $L$  from extended echelon form (Definition EEF [253]) and Theorem FS [256] will work as well as an alternative approach.

**M10** Contributed by Robert Beezer Statement [244]

Any vector from  $\mathbb{C}^3$  will lead to a consistent system, and therefore there is no vector that will lead to an inconsistent system.

How do we convince ourselves of this? First, row-reduce  $E$ ,

$$E \xrightarrow{\text{RREF}} \begin{bmatrix} \boxed{1} & 0 & 0 & 1 \\ 0 & \boxed{1} & 0 & 1 \\ 0 & 0 & \boxed{1} & 1 \end{bmatrix}$$

If we augment  $E$  with any vector of constants, and row-reduce the augmented matrix, we will never find a leading 1 in the final column, so by Theorem RCLS [51] the system will always be consistent.

Said another way, the column space of  $E$  is all of  $\mathbb{C}^3$ ,  $\mathcal{C}(E) = \mathbb{C}^3$ . So by Theorem CSCS [230] any vector of constants will create a consistent system (and none will create an inconsistent system).

**M20** Contributed by Robert Beezer Statement [244]

The  $2 \times 2$  matrix

$$\begin{bmatrix} 1 & 1 \\ -1 & -1 \end{bmatrix}$$

has  $\mathcal{C}(A) = \mathcal{N}(A) = \left\langle \left\{ \begin{bmatrix} 1 \\ -1 \end{bmatrix} \right\} \right\rangle$ .

**M21** Contributed by Robert Beezer Statement [244]

Begin with a matrix  $A$  (of any size) that does not have any zero rows, but which when row-reduced

to  $B$  yields at least one row of zeros. Such a matrix should be easy to construct (or find, like say from Archetype A [678]).

$\mathcal{C}(A)$  will contain some vectors whose final slot (entry  $m$ ) is non-zero, however, every column vector from the matrix  $B$  will have a zero in slot  $m$  and so every vector in  $\mathcal{C}(B)$  will also contain a zero in the final slot. This means that  $\mathcal{C}(A) \neq \mathcal{C}(B)$ , since we have vectors in  $\mathcal{C}(A)$  that cannot be elements of  $\mathcal{C}(B)$ .

**T40** Contributed by Robert Beezer Statement [245]

Choose  $\mathbf{x} \in \mathcal{C}(AB)$ . Then by Theorem CSCS [230] there is a vector  $\mathbf{w}$  that is a solution to  $\mathcal{LS}(AB, \mathbf{x})$ . Define the vector  $\mathbf{y}$  by  $\mathbf{y} = B\mathbf{w}$ . We're set,

$$\begin{aligned} A\mathbf{y} &= A(B\mathbf{w}) && \text{Definition of } \mathbf{y} \\ &= (AB)\mathbf{w} && \text{Theorem MMA [197]} \\ &= \mathbf{x} && \mathbf{w} \text{ solution to } \mathcal{LS}(AB, \mathbf{x}) \end{aligned}$$

This says that  $\mathcal{LS}(A, \mathbf{x})$  is a consistent system, and by Theorem CSCS [230], we see that  $\mathbf{x} \in \mathcal{C}(A)$  and therefore  $\mathcal{C}(AB) \subseteq \mathcal{C}(A)$ .

For an example where  $\mathcal{C}(A) \not\subseteq \mathcal{C}(AB)$  choose  $A$  to be any nonzero matrix and choose  $B$  to be a zero matrix. Then  $\mathcal{C}(A) \neq \{\mathbf{0}\}$  and  $\mathcal{C}(AB) = \mathcal{C}(\mathcal{O}) = \{\mathbf{0}\}$ .

**T41** Contributed by Robert Beezer Statement [245]

From the solution to Exercise CRS.T40 [245] we know that  $\mathcal{C}(AB) \subseteq \mathcal{C}(A)$ . So to establish the set equality (Definition SE [660]) we need to show that  $\mathcal{C}(A) \subseteq \mathcal{C}(AB)$ .

Choose  $\mathbf{x} \in \mathcal{C}(A)$ . By Theorem CSCS [230] the linear system  $\mathcal{LS}(A, \mathbf{x})$  is consistent, so let  $\mathbf{y}$  be one such solution. Because  $B$  is nonsingular, and linear system using  $B$  as a coefficient matrix will have a solution (Theorem NMUS [72]). Let  $\mathbf{w}$  be the unique solution to the linear system  $\mathcal{LS}(B, \mathbf{y})$ . All set, here we go,

$$\begin{aligned} (AB)\mathbf{w} &= A(B\mathbf{w}) && \text{Theorem MMA [197]} \\ &= A\mathbf{y} && \mathbf{w} \text{ solution to } \mathcal{LS}(B, \mathbf{y}) \\ &= \mathbf{x} && \mathbf{y} \text{ solution to } \mathcal{LS}(A, \mathbf{x}) \end{aligned}$$

This says that the linear system  $\mathcal{LS}(AB, \mathbf{x})$  is consistent, so by Theorem CSCS [230],  $\mathbf{x} \in \mathcal{C}(AB)$ . So  $\mathcal{C}(A) \subseteq \mathcal{C}(AB)$ .

**T45** Contributed by Robert Beezer Statement [245]

First,  $\mathbf{0} \in \mathcal{N}(B)$  trivially. Now suppose that  $\mathbf{x} \in \mathcal{N}(B)$ . Then

$$\begin{aligned} AB\mathbf{x} &= A(B\mathbf{x}) && \text{Theorem MMA [197]} \\ &= A\mathbf{0} && \mathbf{x} \in \mathcal{N}(B) \\ &= \mathbf{0} && \text{Theorem MMZM [196]} \end{aligned}$$

Since we have assumed  $AB$  is nonsingular, Definition NM [69] implies that  $\mathbf{x} = \mathbf{0}$ .

Second,  $\mathbf{0} \in \mathcal{C}(B)$  and  $\mathbf{0} \in \mathcal{N}(A)$  trivially, and so the zero vector is in the intersection as well (Definition SI [661]). Now suppose that  $\mathbf{y} \in \mathcal{C}(B) \cap \mathcal{N}(A)$ . Because  $\mathbf{y} \in \mathcal{C}(B)$ , Theorem CSCS [230] says the system  $\mathcal{LS}(B, \mathbf{y})$  is consistent. Let  $\mathbf{x} \in \mathbb{C}^n$  be one solution to this system. Then

$$\begin{aligned} AB\mathbf{x} &= A(B\mathbf{x}) && \text{Theorem MMA [197]} \\ &= A\mathbf{y} && \mathbf{x} \text{ solution to } \mathcal{LS}(B, \mathbf{y}) \\ &= \mathbf{0} && \mathbf{y} \in \mathcal{N}(A) \end{aligned}$$

Since we have assumed  $AB$  is nonsingular, Definition NM [69] implies that  $\mathbf{x} = \mathbf{0}$ . Then  $\mathbf{y} = B\mathbf{x} = B\mathbf{0} = \mathbf{0}$ .

---

When  $AB$  is nonsingular and  $m = n$  we know that the first condition,  $\mathcal{N}(B) = \{\mathbf{0}\}$ , means that  $B$  is nonsingular (Theorem NMTNS [72]). Because  $B$  is nonsingular Theorem CSNM [235] implies that  $\mathcal{C}(B) = \mathbb{C}^m$ . In order to have the second condition fulfilled,  $\mathcal{C}(B) \cap \mathcal{N}(A) = \{\mathbf{0}\}$ , we must realize that  $\mathcal{N}(A) = \{\mathbf{0}\}$ . However, a second application of Theorem NMTNS [72] shows that  $A$  must be nonsingular. This reproduces Theorem NPNT [220].

## Section FS

### Four Subsets

There are four natural subsets associated with a matrix. We have met three already: the null space, the column space and the row space. In this section we will introduce a fourth, the left null space. The objective of this section is to describe one procedure that will allow us to find linearly independent sets that span each of these four sets of column vectors. Along the way, we will make a connection with the inverse of a matrix, so Theorem FS [256] will tie together most all of this chapter (and the entire course so far).

### Subsection LNS

#### Left Null Space

#### Definition LNS

##### Left Null Space

Suppose  $A$  is an  $m \times n$  matrix. Then the **left null space** is defined as  $\mathcal{L}(A) = \mathcal{N}(A^t) \subseteq \mathbb{C}^m$ .

(This definition contains Notation LNS.) △

The left null space will not feature prominently in the sequel, but we can explain its name and connect it to row operations. Suppose  $\mathbf{y} \in \mathcal{L}(A)$ . Then by Definition LNS [250],  $A^t\mathbf{y} = \mathbf{0}$ . We can then write

$$\begin{aligned} \mathbf{0}^t &= (A^t\mathbf{y})^t && \text{Definition LNS [250]} \\ &= \mathbf{y}^t (A^t)^t && \text{Theorem MMT [199]} \\ &= \mathbf{y}^t A && \text{Theorem TT [182]} \end{aligned}$$

The product  $\mathbf{y}^t A$  can be viewed as the components of  $\mathbf{y}$  acting as the scalars in a linear combination of the *rows* of  $A$ . And the result is a “row vector”,  $\mathbf{0}^t$  that is totally zeros. When we apply a sequence of row operations to a matrix, each row of the resulting matrix is some linear combination of the rows. These observations tell us that the vectors in the left null space are scalars that record a sequence of row operations that result in a row of zeros in the row-reduced version of the matrix. We will see this idea more explicitly in the course of proving Theorem FS [256].

#### Example LNS

##### Left null space

We will find the left null space of

$$A = \begin{bmatrix} 1 & -3 & 1 \\ -2 & 1 & 1 \\ 1 & 5 & 1 \\ 9 & -4 & 0 \end{bmatrix}$$

We transpose  $A$  and row-reduce,

$$A^t = \begin{bmatrix} 1 & -2 & 1 & 9 \\ -3 & 1 & 5 & -4 \\ 1 & 1 & 1 & 0 \end{bmatrix} \xrightarrow{\text{RREF}} \begin{bmatrix} \boxed{1} & 0 & 0 & 2 \\ 0 & \boxed{1} & 0 & -3 \\ 0 & 0 & \boxed{1} & 1 \end{bmatrix}$$

Applying Definition LNS [250] and Theorem BNS [136] we have

$$\mathcal{L}(A) = \mathcal{N}(A^t) = \left\langle \left\{ \begin{bmatrix} -2 \\ 3 \\ -1 \\ 1 \end{bmatrix} \right\} \right\rangle$$

If you row-reduce  $A$  you will discover one zero row in the reduced row-echelon form. This zero row is created by a sequence of row operations, which in total amounts to a linear combination, with scalars  $a_1 = -2$ ,  $a_2 = 3$ ,  $a_3 = -1$  and  $a_4 = 1$ , on the rows of  $A$  and which results in the zero vector (check this!). So the components of the vector describing the left null space of  $A$  provide a relation of linear dependence on the rows of  $A$ .  $\square$

## Subsection CRS Computing Column Spaces

We have three ways to build the column space of a matrix. First, we can use just the definition, Definition CSM [229], and express the column space as a span of the columns of the matrix. A second approach gives us the column space as the span of *some* of the columns of the matrix, but this set is linearly independent (Theorem BCS [232]). Finally, we can transpose the matrix, row-reduce the transpose, kick out zero rows, and transpose the remaining rows back into column vectors. Theorem CSRST [240] and Theorem BRS [238] tell us that the resulting vectors are linearly independent and their span is the column space of the original matrix.

We will now demonstrate a fourth method by way of a rather complicated example. Study this example carefully, but realize that its main purpose is to motivate a theorem that simplifies much of the apparent complexity. So other than an instructive exercise or two, the procedure we are about to describe will not be a usual approach to computing a column space.

### Example CSANS

#### Column space as null space

Lets find the column space of the matrix  $A$  below with a new approach.

$$A = \begin{bmatrix} 10 & 0 & 3 & 8 & 7 \\ -16 & -1 & -4 & -10 & -13 \\ -6 & 1 & -3 & -6 & -6 \\ 0 & 2 & -2 & -3 & -2 \\ 3 & 0 & 1 & 2 & 3 \\ -1 & -1 & 1 & 1 & 0 \end{bmatrix}$$

By Theorem CSCS [230] we know that the column vector  $\mathbf{b}$  is in the column space of  $A$  if and only if the linear system  $\mathcal{LS}(A, \mathbf{b})$  is consistent. So let's try to solve this system in full generality, using a vector of variables for the vector of constants. In other words, which vectors  $\mathbf{b}$  lead to consistent systems? Begin by forming the augmented matrix  $[A | \mathbf{b}]$  with a general version of  $\mathbf{b}$ ,

$$[A | \mathbf{b}] = \begin{bmatrix} 10 & 0 & 3 & 8 & 7 & b_1 \\ -16 & -1 & -4 & -10 & -13 & b_2 \\ -6 & 1 & -3 & -6 & -6 & b_3 \\ 0 & 2 & -2 & -3 & -2 & b_4 \\ 3 & 0 & 1 & 2 & 3 & b_5 \\ -1 & -1 & 1 & 1 & 0 & b_6 \end{bmatrix}$$

To identify solutions we will row-reduce this matrix and bring it to reduced row-echelon form. Despite the presence of variables in the last column, there is nothing to stop us from doing this. Except our numerical routines on calculators can't be used, and even some of the symbolic algebra routines do some unexpected maneuvers with this computation. So do it by hand. Yes, it is a bit of work. But worth it. We'll still be here when you get back. Notice along the way that the row operations are *exactly* the same ones you would do if you were just row-reducing the coefficient matrix alone, say in connection with a homogeneous system of equations. The column with the  $b_i$  acts as a sort of bookkeeping device. There are many different possibilities for the result, depending on what order you choose to perform the row operations, but shortly we'll all be on the same page.

Here's one possibility (you can find this same result by doing additional row operations with the fifth and sixth rows to remove any occurrences of  $b_1$  and  $b_2$  from the first four rows of your result):

$$\begin{bmatrix} \boxed{1} & 0 & 0 & 0 & 2 & b_3 - b_4 + 2b_5 - b_6 \\ 0 & \boxed{1} & 0 & 0 & -3 & -2b_3 + 3b_4 - 3b_5 + 3b_6 \\ 0 & 0 & \boxed{1} & 0 & 1 & b_3 + b_4 + 3b_5 + 3b_6 \\ 0 & 0 & 0 & \boxed{1} & -2 & -2b_3 + b_4 - 4b_5 \\ 0 & 0 & 0 & 0 & 0 & b_1 + 3b_3 - b_4 + 3b_5 + b_6 \\ 0 & 0 & 0 & 0 & 0 & b_2 - 2b_3 + b_4 + b_5 - b_6 \end{bmatrix}$$

Our goal is to identify those vectors  $\mathbf{b}$  which make  $\mathcal{LS}(A, \mathbf{b})$  consistent. By Theorem RCLS [51] we know that the consistent systems are precisely those without a leading 1 in the last column. Are the expressions in the last column of rows 5 and 6 equal to zero, or are they leading 1's? The answer is: maybe. It depends on  $\mathbf{b}$ . With a nonzero value for either of these expressions, we would scale the row and produce a leading 1. So we get a consistent system, and  $\mathbf{b}$  is in the column space, if and only if these two expressions are both simultaneously zero. In other words, members of the column space of  $A$  are exactly those vectors  $\mathbf{b}$  that satisfy

$$\begin{aligned} b_1 + 3b_3 - b_4 + 3b_5 + b_6 &= 0 \\ b_2 - 2b_3 + b_4 + b_5 - b_6 &= 0 \end{aligned}$$

Hmmm. Looks suspiciously like a homogeneous system of two equations with six variables. If you've been playing along (and we hope you have) then you may have a slightly different system, but you should have just two equations. Form the coefficient matrix and row-reduce (notice that the system above has a coefficient matrix that is already in reduced row-echelon form). We should all be together now with the same matrix,

$$L = \begin{bmatrix} \boxed{1} & 0 & 3 & -1 & 3 & 1 \\ 0 & \boxed{1} & -2 & 1 & 1 & -1 \end{bmatrix}$$

So,  $\mathcal{C}(A) = \mathcal{N}(L)$  and we can apply Theorem BNS [136] to obtain a linearly independent set to use in a span construction,

$$\mathcal{C}(A) = \mathcal{N}(L) = \left\langle \left\{ \begin{bmatrix} -3 \\ 2 \\ 1 \\ 0 \\ 0 \\ 0 \end{bmatrix}, \begin{bmatrix} 1 \\ -1 \\ 0 \\ 1 \\ 0 \\ 0 \end{bmatrix}, \begin{bmatrix} -3 \\ -1 \\ 0 \\ 0 \\ 1 \\ 0 \end{bmatrix}, \begin{bmatrix} -1 \\ 1 \\ 0 \\ 0 \\ 0 \\ 1 \end{bmatrix} \right\} \right\rangle$$

Whew! As a postscript to this central example, you may wish to convince yourself that the four vectors above really are elements of the column space? Do they create consistent systems with  $A$  as coefficient matrix? Can you recognize the constant vector in your description of these solution sets?

OK, that was so much fun, let's do it again. But simpler this time. And we'll all get the same results all the way through. Doing row operations by hand with variables can be a bit error prone, so let's see if we can improve the process some. Rather than row-reduce a column vector  $\mathbf{b}$  full of variables, let's write  $\mathbf{b} = I_6 \mathbf{b}$  and we will row-reduce the matrix  $I_6$  and when we finish row-reducing, *then* we will compute the matrix-vector product. You should first convince yourself that we can operate like this (this is the subject of a future homework exercise). Rather than augmenting  $A$  with  $\mathbf{b}$ , we will instead augment it with  $I_6$  (does this feel familiar?),

$$M = \begin{bmatrix} 10 & 0 & 3 & 8 & 7 & 1 & 0 & 0 & 0 & 0 & 0 \\ -16 & -1 & -4 & -10 & -13 & 0 & 1 & 0 & 0 & 0 & 0 \\ -6 & 1 & -3 & -6 & -6 & 0 & 0 & 1 & 0 & 0 & 0 \\ 0 & 2 & -2 & -3 & -2 & 0 & 0 & 0 & 1 & 0 & 0 \\ 3 & 0 & 1 & 2 & 3 & 0 & 0 & 0 & 0 & 1 & 0 \\ -1 & -1 & 1 & 1 & 0 & 0 & 0 & 0 & 0 & 0 & 1 \end{bmatrix}$$

We want to row-reduce the left-hand side of this matrix, but we will apply the same row operations to the right-hand side as well. And once we get the left-hand side in reduced row-echelon form, we will continue on to put leading 1's in the final two rows, as well as clearing out the columns containing those two additional leading 1's. It is these additional row operations that will ensure that we all get to the same place, since the reduced row-echelon form is unique (Theorem RREFU [30]),

$$N = \begin{bmatrix} 1 & 0 & 0 & 0 & 2 & 0 & 0 & 1 & -1 & 2 & -1 \\ 0 & 1 & 0 & 0 & -3 & 0 & 0 & -2 & 3 & -3 & 3 \\ 0 & 0 & 1 & 0 & 1 & 0 & 0 & 1 & 1 & 3 & 3 \\ 0 & 0 & 0 & 1 & -2 & 0 & 0 & -2 & 1 & -4 & 0 \\ 0 & 0 & 0 & 0 & 0 & 1 & 0 & 3 & -1 & 3 & 1 \\ 0 & 0 & 0 & 0 & 0 & 0 & 1 & -2 & 1 & 1 & -1 \end{bmatrix}$$

We are after the final six columns of this matrix, which we will multiply by  $\mathbf{b}$

$$J = \begin{bmatrix} 0 & 0 & 1 & -1 & 2 & -1 \\ 0 & 0 & -2 & 3 & -3 & 3 \\ 0 & 0 & 1 & 1 & 3 & 3 \\ 0 & 0 & -2 & 1 & -4 & 0 \\ 1 & 0 & 3 & -1 & 3 & 1 \\ 0 & 1 & -2 & 1 & 1 & -1 \end{bmatrix}$$

so

$$J\mathbf{b} = \begin{bmatrix} 0 & 0 & 1 & -1 & 2 & -1 \\ 0 & 0 & -2 & 3 & -3 & 3 \\ 0 & 0 & 1 & 1 & 3 & 3 \\ 0 & 0 & -2 & 1 & -4 & 0 \\ 1 & 0 & 3 & -1 & 3 & 1 \\ 0 & 1 & -2 & 1 & 1 & -1 \end{bmatrix} \begin{bmatrix} b_1 \\ b_2 \\ b_3 \\ b_4 \\ b_5 \\ b_6 \end{bmatrix} = \begin{bmatrix} b_3 - b_4 + 2b_5 - b_6 \\ -2b_3 + 3b_4 - 3b_5 + 3b_6 \\ b_3 + b_4 + 3b_5 + 3b_6 \\ -2b_3 + b_4 - 4b_5 \\ b_1 + 3b_3 - b_4 + 3b_5 + b_6 \\ b_2 - 2b_3 + b_4 + b_5 - b_6 \end{bmatrix}$$

So by applying the same row operations that row-reduce  $A$  to the identity matrix (which we could do with a calculator once  $I_6$  is placed alongside of  $A$ ), we can then arrive at the result of row-reducing a column of symbols where the vector of constants usually resides. Since the row-reduced version of  $A$  has two zero rows, for a consistent system we require that

$$\begin{aligned} b_1 + 3b_3 - b_4 + 3b_5 + b_6 &= 0 \\ b_2 - 2b_3 + b_4 + b_5 - b_6 &= 0 \end{aligned}$$

Now we are exactly back where we were on the first go-round. Notice that we obtain the matrix  $L$  as simply the last two rows and last six columns of  $N$ .  $\square$

This example motivates the remainder of this section, so it is worth careful study. You might attempt to mimic the second approach with the coefficient matrices of Archetype I [711] and Archetype J [715]. We will see shortly that the matrix  $L$  contains more information about  $A$  than just the column space.

## Subsection EEF Extended echelon form

The final matrix that we row-reduced in Example CSANS [251] should look familiar in most respects to the procedure we used to compute the inverse of a nonsingular matrix, Theorem CINM [211]. We will now generalize that procedure to matrices that are not necessarily nonsingular, or even square. First a definition.

### Definition EEF Extended Echelon Form

Suppose  $A$  is an  $m \times n$  matrix. Add  $m$  new columns to  $A$  that together equal an  $m \times m$  identity



matrix to form an  $m \times (n + m)$  matrix  $M$ . Use row operations to bring  $M$  to reduced row-echelon form and call the result  $N$ .  $N$  is the **extended reduced row-echelon form** of  $A$ , and we will standardize on names for five submatrices ( $B, C, J, K, L$ ) of  $N$ .

Let  $B$  denote the  $m \times n$  matrix formed from the first  $n$  columns of  $N$  and let  $J$  denote the  $m \times m$  matrix formed from the last  $m$  columns of  $N$ . Suppose that  $B$  has  $r$  nonzero rows. Further partition  $N$  by letting  $C$  denote the  $r \times n$  matrix formed from all of the non-zero rows of  $B$ . Let  $K$  be the  $r \times m$  matrix formed from the first  $r$  rows of  $J$ , while  $L$  will be the  $(m - r) \times m$  matrix formed from the bottom  $m - r$  rows of  $J$ . Pictorially,

$$M = [A|I_m] \xrightarrow{\text{RREF}} N = [B|J] = \left[ \begin{array}{c|c} C & K \\ \hline 0 & L \end{array} \right]$$

△

**Example SEEF**

**Submatrices of extended echelon form**

We illustrate Definition EEF [253] with the matrix  $A$ ,

$$A = \begin{bmatrix} 1 & -1 & -2 & 7 & 1 & 6 \\ -6 & 2 & -4 & -18 & -3 & -26 \\ 4 & -1 & 4 & 10 & 2 & 17 \\ 3 & -1 & 2 & 9 & 1 & 12 \end{bmatrix}$$

Augmenting with the  $4 \times 4$  identity matrix,  $M =$

$$\begin{bmatrix} 1 & -1 & -2 & 7 & 1 & 6 & 1 & 0 & 0 & 0 \\ -6 & 2 & -4 & -18 & -3 & -26 & 0 & 1 & 0 & 0 \\ 4 & -1 & 4 & 10 & 2 & 17 & 0 & 0 & 1 & 0 \\ 3 & -1 & 2 & 9 & 1 & 12 & 0 & 0 & 0 & 1 \end{bmatrix}$$

and row-reducing, we obtain

$$N = \begin{bmatrix} \boxed{1} & 0 & 2 & 1 & 0 & 3 & 0 & 1 & 1 & 1 \\ 0 & \boxed{1} & 4 & -6 & 0 & -1 & 0 & 2 & 3 & 0 \\ 0 & 0 & 0 & 0 & \boxed{1} & 2 & 0 & -1 & 0 & -2 \\ 0 & 0 & 0 & 0 & 0 & 0 & \boxed{1} & 2 & 2 & 1 \end{bmatrix}$$

So we then obtain

$$B = \begin{bmatrix} \boxed{1} & 0 & 2 & 1 & 0 & 3 \\ 0 & \boxed{1} & 4 & -6 & 0 & -1 \\ 0 & 0 & 0 & 0 & \boxed{1} & 2 \\ 0 & 0 & 0 & 0 & 0 & 0 \end{bmatrix}$$

$$C = \begin{bmatrix} \boxed{1} & 0 & 2 & 1 & 0 & 3 \\ 0 & \boxed{1} & 4 & -6 & 0 & -1 \\ 0 & 0 & 0 & 0 & \boxed{1} & 2 \end{bmatrix}$$

$$J = \begin{bmatrix} 0 & 1 & 1 & 1 \\ 0 & 2 & 3 & 0 \\ 0 & -1 & 0 & -2 \\ \boxed{1} & 2 & 2 & 1 \end{bmatrix}$$

$$K = \begin{bmatrix} 0 & 1 & 1 & 1 \\ 0 & 2 & 3 & 0 \\ 0 & -1 & 0 & -2 \end{bmatrix}$$

$$L = \begin{bmatrix} \boxed{1} & 2 & 2 & 1 \end{bmatrix}$$

You can observe (or verify) the properties of the following theorem with this example. ☒

### Theorem PEEF

#### Properties of Extended Echelon Form

Suppose that  $A$  is an  $m \times n$  matrix and that  $N$  is its extended echelon form. Then

1.  $J$  is nonsingular.
2.  $B = JA$ .
3. If  $\mathbf{x} \in \mathbb{C}^n$  and  $\mathbf{y} \in \mathbb{C}^m$ , then  $A\mathbf{x} = \mathbf{y}$  if and only if  $B\mathbf{x} = J\mathbf{y}$ .
4.  $C$  is in reduced row-echelon form, has no zero rows and has  $r$  pivot columns.
5.  $L$  is in reduced row-echelon form, has no zero rows and has  $m - r$  pivot columns.

□

**Proof**  $J$  is the result of applying a sequence of row operations to  $I_m$ , as such  $J$  and  $I_m$  are row-equivalent.  $\mathcal{LS}(I_m, \mathbf{0})$  has only the zero solution, since  $I_m$  is nonsingular (Theorem NMRRI [70]). Thus,  $\mathcal{LS}(J, \mathbf{0})$  also has only the zero solution (Theorem REMES [26], Definition ESYS [11]) and  $J$  is therefore nonsingular (Definition NSM [62]).

To prove the second part of this conclusion, first convince yourself that row operations and the matrix-vector are commutative operations. By this we mean the following. Suppose that  $F$  is an  $m \times n$  matrix that is row-equivalent to the matrix  $G$ . Apply to the column vector  $F\mathbf{w}$  the same sequence of row operations that converts  $F$  to  $G$ . Then the result is  $G\mathbf{w}$ . So we can do row operations on the matrix, then do a matrix-vector product, *or* do a matrix-vector product and then do row operations on a column vector, and the result will be the same either way. Since matrix multiplication is defined by a collection of matrix-vector products (Definition MM [193]), if we apply to the matrix product  $FH$  the same sequence of row operations that converts  $F$  to  $G$  then the result will equal  $GH$ . Now apply these observations to  $A$ .

Write  $AI_n = I_m A$  and apply the row operations that convert  $M$  to  $N$ .  $A$  is converted to  $B$ , while  $I_m$  is converted to  $J$ , so we have  $BI_n = JA$ . Simplifying the left side gives the desired conclusion.

For the third conclusion, we now establish the two equivalences

$$A\mathbf{x} = \mathbf{y} \quad \iff \quad JA\mathbf{x} = J\mathbf{y} \quad \iff \quad B\mathbf{x} = J\mathbf{y}$$

The forward direction of the first equivalence is accomplished by multiplying both sides of the matrix equality by  $J$ , while the backward direction is accomplished by multiplying by the inverse of  $J$  (which we know exists by Theorem NI [222] since  $J$  is nonsingular). The second equivalence is obtained simply by the substitutions given by  $JA = B$ .

The first  $r$  rows of  $N$  are in reduced row-echelon form, since any contiguous collection of rows taken from a matrix in reduced row-echelon form will form a matrix that is again in reduced row-echelon form. Since the matrix  $C$  is formed by removing the last  $n$  entries of each these rows, the remainder is still in reduced row-echelon form. By its construction,  $C$  has no zero rows.  $C$  has  $r$  rows and each contains a leading 1, so there are  $r$  pivot columns in  $C$ .

The final  $m - r$  rows of  $N$  are in reduced row-echelon form, since any contiguous collection of rows taken from a matrix in reduced row-echelon form will form a matrix that is again in reduced row-echelon form. Since the matrix  $L$  is formed by removing the first  $n$  entries of each these rows, and these entries are all zero (they form the zero rows of  $B$ ), the remainder is still in reduced row-echelon form.  $L$  is the final  $m - r$  rows of the nonsingular matrix  $J$ , so none of these rows can be totally zero, or  $J$  would not row-reduce to the identity matrix.  $L$  has  $m - r$  rows and each contains a leading 1, so there are  $m - r$  pivot columns in  $L$ . ■

Notice that in the case where  $A$  is a nonsingular matrix we know that the reduced row-echelon form of  $A$  is the identity matrix (Theorem NMRRI [70]), so  $B = I_n$ . Then the second conclusion

above says  $JA = B = I_n$ , so  $J$  is the inverse of  $A$ . Thus this theorem generalizes Theorem CINM [211], though the result is a “left-inverse” of  $A$  rather than a “right-inverse.”

The third conclusion of Theorem PEEF [255] is the most telling. It says that  $\mathbf{x}$  is a solution to the linear system  $\mathcal{LS}(A, \mathbf{y})$  if and only if  $\mathbf{x}$  is a solution to the linear system  $\mathcal{LS}(B, J\mathbf{y})$ . Or said differently, if we row-reduce the augmented matrix  $[A \mid \mathbf{y}]$  we will get the augmented matrix  $[B \mid J\mathbf{y}]$ . The matrix  $J$  tracks the cumulative effect of the row operations that converts  $A$  to reduced row-echelon form, here effectively applying them to the vector of constants in a system of equations having  $A$  as a coefficient matrix. When  $A$  row-reduces to a matrix with zero rows, then  $J\mathbf{y}$  should also have zero entries in the same rows if the system is to be consistent.

## Subsection FS Four Subsets

With all the preliminaries in place we can state our main result for this section. In essence this result will allow us to say that we can find linearly independent sets to use in span constructions for all four subsets (null space, column space, row space, left null space) by analyzing only the extended echelon form of the matrix, and specifically, just the two submatrices  $C$  and  $L$ , which will be ripe for analysis since they are already in reduced row-echelon form (Theorem PEEF [255]).

### Theorem FS Four Subsets

Suppose  $A$  is an  $m \times n$  matrix with extended echelon form  $N$ . Suppose the reduced row-echelon form of  $A$  has  $r$  nonzero rows. Then  $C$  is the submatrix of  $N$  formed from the first  $r$  rows and the first  $n$  columns and  $L$  is the submatrix of  $N$  formed from the last  $m$  columns and the last  $m - r$  rows. Then

1. The null space of  $A$  is the null space of  $C$ ,  $\mathcal{N}(A) = \mathcal{N}(C)$ .
2. The row space of  $A$  is the row space of  $C$ ,  $\mathcal{R}(A) = \mathcal{R}(C)$ .
3. The column space of  $A$  is the null space of  $L$ ,  $\mathcal{C}(A) = \mathcal{N}(L)$ .
4. The left null space of  $A$  is the row space of  $L$ ,  $\mathcal{L}(A) = \mathcal{R}(L)$ .

□

**Proof** First,  $\mathcal{N}(A) = \mathcal{N}(B)$  since  $B$  is row-equivalent to  $A$  (Theorem REMES [26]). The zero rows of  $B$  represent equations that are always true in the homogeneous system  $\mathcal{LS}(B, \mathbf{0})$ , so the removal of these equations will not change the solution set. Thus, in turn,  $\mathcal{N}(B) = \mathcal{N}(C)$ .

Second,  $\mathcal{R}(A) = \mathcal{R}(B)$  since  $B$  is row-equivalent to  $A$  (Theorem REMRS [237]). The zero rows of  $B$  contribute nothing to the span that is the row space of  $B$ , so the removal of these rows will not change the row space. Thus, in turn,  $\mathcal{R}(B) = \mathcal{R}(C)$ .

Third, we prove the set equality  $\mathcal{C}(A) = \mathcal{N}(L)$  with Definition SE [660]. Begin by showing that  $\mathcal{C}(A) \subseteq \mathcal{N}(L)$ . Choose  $\mathbf{y} \in \mathcal{C}(A) \subseteq \mathbb{C}^m$ . Then there exists a vector  $\mathbf{x} \in \mathbb{C}^n$  such that  $A\mathbf{x} = \mathbf{y}$  (Theorem CSCS [230]). Then for  $1 \leq k \leq m - r$ ,

$$\begin{aligned} [L\mathbf{y}]_k &= [J\mathbf{y}]_{r+k} && L \text{ a submatrix of } J \\ &= [B\mathbf{x}]_{r+k} && \text{Theorem PEEF [255]} \\ &= [\mathcal{O}\mathbf{x}]_k && \text{Zero matrix a submatrix of } B \\ &= [\mathbf{0}]_k && \text{Theorem MMZM [196]} \end{aligned}$$

So, for all  $1 \leq k \leq m - r$ ,  $[L\mathbf{y}]_k = [\mathbf{0}]_k$ . So by Definition CVE [82] we have  $L\mathbf{y} = \mathbf{0}$  and thus  $\mathbf{y} \in \mathcal{N}(L)$ .

Now, show that  $\mathcal{N}(L) \subseteq \mathcal{C}(A)$ . Choose  $\mathbf{y} \in \mathcal{N}(L) \subseteq \mathbb{C}^m$ . Form the vector  $K\mathbf{y} \in \mathbb{C}^r$ . The linear system  $\mathcal{LS}(C, K\mathbf{y})$  is consistent since  $C$  is in reduced row-echelon form and has no zero rows (Theorem PEEF [255]). Let  $\mathbf{x} \in \mathbb{C}^n$  denote a solution to  $\mathcal{LS}(C, K\mathbf{y})$ .

Then for  $1 \leq j \leq r$ ,

$$\begin{aligned} [B\mathbf{x}]_j &= [C\mathbf{x}]_j && C \text{ a submatrix of } B \\ &= [K\mathbf{y}]_j && \mathbf{x} \text{ a solution to } \mathcal{LS}(C, K\mathbf{y}) \\ &= [J\mathbf{y}]_j && K \text{ a submatrix of } J \end{aligned}$$

And for  $r + 1 \leq k \leq m$ ,

$$\begin{aligned} [B\mathbf{x}]_k &= [\mathbf{0}\mathbf{x}]_{k-r} && \text{Zero matrix a submatrix of } B \\ &= [\mathbf{0}]_{k-r} && \text{Theorem MMZM [196]} \\ &= [L\mathbf{y}]_{k-r} && \mathbf{y} \text{ in } \mathcal{N}(L) \\ &= [J\mathbf{y}]_k && L \text{ a submatrix of } J \end{aligned}$$

So for all  $1 \leq i \leq m$ ,  $[B\mathbf{x}]_i = [J\mathbf{y}]_i$  and by Definition CVE [82] we have  $B\mathbf{x} = J\mathbf{y}$ . From Theorem PEEF [255] we know then that  $A\mathbf{x} = \mathbf{y}$ , and therefore  $\mathbf{y} \in \mathcal{C}(A)$  (Theorem CSCS [230]). By Definition SE [660] we now have  $\mathcal{C}(A) = \mathcal{N}(L)$ .

Fourth, we prove the set equality  $\mathcal{L}(A) = \mathcal{R}(L)$  with Definition SE [660]. Begin by showing that  $\mathcal{R}(L) \subseteq \mathcal{L}(A)$ . Choose  $\mathbf{y} \in \mathcal{R}(L) \subseteq \mathbb{C}^m$ . Then there exists a vector  $\mathbf{w} \in \mathbb{C}^{m-r}$  such that  $\mathbf{y} = L^t\mathbf{w}$  (Definition RSM [236], Theorem CSCS [230]). Then for  $1 \leq i \leq n$ ,

$$\begin{aligned} [A^t\mathbf{y}]_i &= \sum_{k=1}^m [A^t]_{ik} [\mathbf{y}]_k && \text{Theorem EMP [194]} \\ &= \sum_{k=1}^m [A^t]_{ik} [L^t\mathbf{w}]_k && \text{Definition of } \mathbf{w} \\ &= \sum_{k=1}^m [A^t]_{ik} \sum_{\ell=1}^{m-r} [L^t]_{k\ell} [\mathbf{w}]_\ell && \text{Theorem EMP [194]} \\ &= \sum_{k=1}^m \sum_{\ell=1}^{m-r} [A^t]_{ik} [L^t]_{k\ell} [\mathbf{w}]_\ell && \text{Property DCN [656]} \\ &= \sum_{\ell=1}^{m-r} \sum_{k=1}^m [A^t]_{ik} [L^t]_{k\ell} [\mathbf{w}]_\ell && \text{Property CACN [656]} \\ &= \sum_{\ell=1}^{m-r} \left( \sum_{k=1}^m [A^t]_{ik} [L^t]_{k\ell} \right) [\mathbf{w}]_\ell && \text{Property DCN [656]} \\ &= \sum_{\ell=1}^{m-r} \left( \sum_{k=1}^m [A^t]_{ik} [J^t]_{k,r+\ell} \right) [\mathbf{w}]_\ell && L \text{ a submatrix of } J \\ &= \sum_{\ell=1}^{m-r} [A^t J^t]_{i,r+\ell} [\mathbf{w}]_\ell && \text{Theorem EMP [194]} \\ &= \sum_{\ell=1}^{m-r} [(JA)^t]_{i,r+\ell} [\mathbf{w}]_\ell && \text{Theorem MMT [199]} \\ &= \sum_{\ell=1}^{m-r} [B^t]_{i,r+\ell} [\mathbf{w}]_\ell && \text{Theorem PEEF [255]} \\ &= \sum_{\ell=1}^{m-r} 0 [\mathbf{w}]_\ell && \text{Zero rows in } B \\ &= 0 && \text{Property ZCN [656]} \end{aligned}$$

$$= [\mathbf{0}]_i$$

Definition ZCV [23]

Since  $[A^t \mathbf{y}]_i = [\mathbf{0}]_i$  for  $1 \leq i \leq n$ , Definition CVE [82] implies that  $A^t \mathbf{y} = \mathbf{0}$ . This means that  $\mathbf{y} \in \mathcal{N}(A^t)$ .

Now, show that  $\mathcal{L}(A) \subseteq \mathcal{R}(L)$ . Choose  $\mathbf{y} \in \mathcal{L}(A) \subseteq \mathbb{C}^m$ . The matrix  $J$  is nonsingular (Theorem PEEF [255]), so  $J^t$  is also nonsingular (Theorem MIT [214]) and therefore the linear system  $\mathcal{LS}(J^t, \mathbf{y})$  has a unique solution. Denote this solution as  $\mathbf{x} \in \mathbb{C}^m$ . We will need to work with two “halves” of  $\mathbf{x}$ , which we will denote as  $\mathbf{z}$  and  $\mathbf{w}$  with formal definitions given by

$$[z]_j = [x]_i \quad 1 \leq j \leq r, \quad [w]_k = [x]_{r+k} \quad 1 \leq k \leq m-r$$

Now, for  $1 \leq j \leq r$ ,

$$\begin{aligned} [C^t \mathbf{z}]_j &= \sum_{k=1}^r [C^t]_{jk} [z]_k && \text{Theorem EMP [194]} \\ &= \sum_{k=1}^r [C^t]_{jk} [z]_k + \sum_{\ell=1}^{m-r} [\mathcal{O}]_{j\ell} [w]_\ell && \text{Definition ZM [181]} \\ &= \sum_{k=1}^r [B^t]_{jk} [z]_k + \sum_{\ell=1}^{m-r} [B^t]_{j,r+\ell} [w]_\ell && C, \mathcal{O} \text{ submatrices of } B \\ &= \sum_{k=1}^r [B^t]_{jk} [x]_k + \sum_{\ell=1}^{m-r} [B^t]_{j,r+\ell} [x]_{r+\ell} && \text{Definitions of } \mathbf{z} \text{ and } \mathbf{w} \\ &= \sum_{k=1}^r [B^t]_{jk} [x]_k + \sum_{k=r+1}^m [B^t]_{jk} [x]_k && \text{Re-index second sum} \\ &= \sum_{k=1}^m [B^t]_{jk} [x]_k && \text{Combine sums} \\ &= \sum_{k=1}^m [(JA)^t]_{jk} [x]_k && \text{Theorem PEEF [255]} \\ &= \sum_{k=1}^m [A^t J^t]_{jk} [x]_k && \text{Theorem MMT [199]} \\ &= \sum_{k=1}^m \sum_{\ell=1}^m [A^t]_{j\ell} [J^t]_{\ell k} [x]_k && \text{Theorem EMP [194]} \\ &= \sum_{\ell=1}^m \sum_{k=1}^m [A^t]_{j\ell} [J^t]_{\ell k} [x]_k && \text{Property CACN [656]} \\ &= \sum_{\ell=1}^m [A^t]_{j\ell} \left( \sum_{k=1}^m [J^t]_{\ell k} [x]_k \right) && \text{Property DCN [656]} \\ &= \sum_{\ell=1}^m [A^t]_{j\ell} [J^t \mathbf{x}]_\ell && \text{Theorem EMP [194]} \\ &= \sum_{\ell=1}^m [A^t]_{j\ell} [\mathbf{y}]_\ell && \text{Definition of } \mathbf{x} \\ &= [A^t \mathbf{y}]_j && \text{Theorem EMP [194]} \\ &= [\mathbf{0}]_j && \mathbf{y} \in \mathcal{L}(A) \end{aligned}$$

So, by Definition CVE [82],  $C^t \mathbf{z} = \mathbf{0}$  and the vector  $\mathbf{z}$  gives us a linear combination of the columns of  $C^t$  that equals the zero vector. In other words,  $\mathbf{z}$  gives a relation of linear dependence on the the rows of  $C$ . However, the rows of  $C$  are a linearly independent set by Theorem BRS [238]. According to Definition LICV [129] we must conclude that the entries of  $\mathbf{z}$  are all zero, i.e.  $\mathbf{z} = \mathbf{0}$ .

Now, for  $1 \leq i \leq m$ , we have

$$\begin{aligned}
 [\mathbf{y}]_i &= [J^t \mathbf{x}]_i && \text{Definition of } \mathbf{x} \\
 &= \sum_{k=1}^m [J^t]_{ik} [\mathbf{x}]_k && \text{Theorem EMP [194]} \\
 &= \sum_{k=1}^r [J^t]_{ik} [\mathbf{x}]_k + \sum_{k=r+1}^m [J^t]_{ik} [\mathbf{x}]_k && \text{Break apart sum} \\
 &= \sum_{k=1}^r [J^t]_{ik} [\mathbf{z}]_k + \sum_{k=r+1}^m [J^t]_{ik} [\mathbf{w}]_{k-r} && \text{Definition of } \mathbf{z} \text{ and } \mathbf{w} \\
 &= \sum_{k=1}^r [J^t]_{ik} 0 + \sum_{\ell=1}^{m-r} [J^t]_{i,r+\ell} [\mathbf{w}]_{\ell} && \mathbf{z} = \mathbf{0}, \text{ re-index} \\
 &= 0 + \sum_{\ell=1}^{m-r} [L^t]_{i,\ell} [\mathbf{w}]_{\ell} && L \text{ a submatrix of } J \\
 &= [L^t \mathbf{w}]_i && \text{Theorem EMP [194]}
 \end{aligned}$$

So by Definition CVE [82],  $\mathbf{y} = L^t \mathbf{w}$ . The existence of  $\mathbf{w}$  implies that  $\mathbf{y} \in \mathcal{R}(L)$ , and therefore  $\mathcal{L}(A) \subseteq \mathcal{R}(L)$ . So by Definition SE [660] we have  $\mathcal{L}(A) = \mathcal{R}(L)$ .  $\blacksquare$

The first two conclusions of this theorem are nearly trivial. But they set up a pattern of results for  $C$  that is reflected in the latter two conclusions about  $L$ . In total, they tell us that we can compute all four subsets just by finding null spaces and row spaces. This theorem does not tell us exactly how to compute these subsets, but instead simply expresses them as null spaces and row spaces of matrices in reduced row-echelon form without any zero rows ( $C$  and  $L$ ). A linearly independent set that spans the null space of a matrix in reduced row-echelon form can be found easily with Theorem BNS [136]. It is an even easier matter to find a linearly independent set that spans the row space of a matrix in reduced row-echelon form with Theorem BRS [238], especially when there are no zero rows present. So an application of Theorem FS [256] is typically followed by two applications each of Theorem BNS [136] and Theorem BRS [238].

The situation when  $r = m$  deserves comment, since now the matrix  $L$  has no rows. What is  $\mathcal{C}(A)$  when we try to apply Theorem FS [256] and encounter  $\mathcal{N}(L)$ ? One interpretation of this situation is that  $L$  is the coefficient matrix of a homogeneous system that has no equations. How hard is it to find a solution vector to this system? Some thought will convince you that *any* proposed vector will qualify as a solution, since it makes *all* of the equations true. So every possible vector is in the null space of  $L$  and therefore  $\mathcal{C}(A) = \mathcal{N}(L) = \mathbb{C}^m$ . OK, perhaps this sounds like some twisted argument from *Alice in Wonderland*. Let us try another argument that might solidly convince you of this logic.

If  $r = m$ , when we row-reduce the augmented matrix of  $\mathcal{LS}(A, \mathbf{b})$  the result will have no zero rows, and all the leading 1's will occur in first  $n$  columns, so by Theorem RCLS [51] the system will be consistent. By Theorem CSCS [230],  $\mathbf{b} \in \mathcal{C}(A)$ . Since  $\mathbf{b}$  was arbitrary, every possible vector is in the column space of  $A$ , so we again have  $\mathcal{C}(A) = \mathbb{C}^m$ . The situation when a matrix has  $r = m$  is known by the term **full rank**, and in the case of a square matrix coincides with nonsingularity (see Exercise FS.M50 [266]).

The properties of the matrix  $L$  described by this theorem can be explained informally as follows. A column vector  $\mathbf{y} \in \mathbb{C}^m$  is in the column space of  $A$  if the linear system  $\mathcal{LS}(A, \mathbf{y})$  is consistent (Theorem CSCS [230]). By Theorem RCLS [51], the reduced row-echelon form of the augmented matrix  $[A | \mathbf{y}]$  of a consistent system will have zeros in the bottom  $m - r$  locations of the last column. By Theorem PEEF [255] this final column is the vector  $J\mathbf{y}$  and so should then have zeros in the final  $m - r$  locations. But since  $L$  comprises the final  $m - r$  rows of  $J$ , this condition is expressed by saying  $\mathbf{y} \in \mathcal{N}(L)$ .

Additionally, the rows of  $J$  are the scalars in linear combinations of the rows of  $A$  that create the rows of  $B$ . That is, the rows of  $J$  record the net effect of the sequence of row operations that takes  $A$  to its reduced row-echelon form,  $B$ . This can be seen in the equation  $JA = B$  (Theorem PEEF [255]). As such, the rows of  $L$  are scalars for linear combinations of the rows of  $A$  that yield zero rows. But such linear combinations are precisely the elements of the left null space. So any element of the row space of  $L$  is also an element of the left null space of  $A$ . We will now illustrate Theorem FS [256] with a few examples.

### Example FS1

#### Four subsets, #1

In Example SEEF [254] we found the five relevant submatrices of the matrix

$$A = \begin{bmatrix} 1 & -1 & -2 & 7 & 1 & 6 \\ -6 & 2 & -4 & -18 & -3 & -26 \\ 4 & -1 & 4 & 10 & 2 & 17 \\ 3 & -1 & 2 & 9 & 1 & 12 \end{bmatrix}$$

To apply Theorem FS [256] we only need  $C$  and  $L$ ,

$$C = \begin{bmatrix} \boxed{1} & 0 & 2 & 1 & 0 & 3 \\ 0 & \boxed{1} & 4 & -6 & 0 & -1 \\ 0 & 0 & 0 & 0 & \boxed{1} & 2 \end{bmatrix} \quad L = \begin{bmatrix} \boxed{1} & 2 & 2 & 1 \end{bmatrix}$$

Then we use Theorem FS [256] to obtain

$$\mathcal{N}(A) = \mathcal{N}(C) = \left\langle \left\{ \begin{bmatrix} -2 \\ -4 \\ 1 \\ 0 \\ 0 \\ 0 \end{bmatrix}, \begin{bmatrix} -1 \\ 6 \\ 0 \\ 1 \\ 0 \\ 0 \end{bmatrix}, \begin{bmatrix} -3 \\ 1 \\ 0 \\ 0 \\ -2 \\ 1 \end{bmatrix} \right\} \right\rangle \quad \text{Theorem BNS [136]}$$

$$\mathcal{R}(A) = \mathcal{R}(C) = \left\langle \left\{ \begin{bmatrix} 1 \\ 0 \\ 2 \\ 1 \\ 0 \\ 3 \end{bmatrix}, \begin{bmatrix} 0 \\ 1 \\ 4 \\ -6 \\ 0 \\ -1 \end{bmatrix}, \begin{bmatrix} 0 \\ 0 \\ 0 \\ 1 \\ 2 \end{bmatrix} \right\} \right\rangle \quad \text{Theorem BRS [238]}$$

$$\mathcal{C}(A) = \mathcal{N}(L) = \left\langle \left\{ \begin{bmatrix} -2 \\ 1 \\ 0 \\ 0 \end{bmatrix}, \begin{bmatrix} -2 \\ 0 \\ 1 \\ 0 \end{bmatrix}, \begin{bmatrix} -1 \\ 0 \\ 0 \\ 1 \end{bmatrix} \right\} \right\rangle \quad \text{Theorem BNS [136]}$$

$$\mathcal{L}(A) = \mathcal{R}(L) = \left\langle \left\{ \begin{bmatrix} 1 \\ 2 \\ 2 \\ 1 \end{bmatrix} \right\} \right\rangle \quad \text{Theorem BRS [238]}$$

Boom!

☒

### Example FS2

#### Four subsets, #2

Now lets return to the matrix  $A$  that we used to motivate this section in Example CSANS [251],

$$A = \begin{bmatrix} 10 & 0 & 3 & 8 & 7 \\ -16 & -1 & -4 & -10 & -13 \\ -6 & 1 & -3 & -6 & -6 \\ 0 & 2 & -2 & -3 & -2 \\ 3 & 0 & 1 & 2 & 3 \\ -1 & -1 & 1 & 1 & 0 \end{bmatrix}$$

We form the matrix  $M$  by adjoining the  $6 \times 6$  identity matrix  $I_6$ ,

$$M = \begin{bmatrix} 10 & 0 & 3 & 8 & 7 & 1 & 0 & 0 & 0 & 0 & 0 \\ -16 & -1 & -4 & -10 & -13 & 0 & 1 & 0 & 0 & 0 & 0 \\ -6 & 1 & -3 & -6 & -6 & 0 & 0 & 1 & 0 & 0 & 0 \\ 0 & 2 & -2 & -3 & -2 & 0 & 0 & 0 & 1 & 0 & 0 \\ 3 & 0 & 1 & 2 & 3 & 0 & 0 & 0 & 0 & 1 & 0 \\ -1 & -1 & 1 & 1 & 0 & 0 & 0 & 0 & 0 & 0 & 1 \end{bmatrix}$$

and row-reduce to obtain  $N$

$$N = \begin{bmatrix} \boxed{1} & 0 & 0 & 0 & 2 & 0 & 0 & 1 & -1 & 2 & -1 \\ 0 & \boxed{1} & 0 & 0 & -3 & 0 & 0 & -2 & 3 & -3 & 3 \\ 0 & 0 & \boxed{1} & 0 & 1 & 0 & 0 & 1 & 1 & 3 & 3 \\ 0 & 0 & 0 & \boxed{1} & -2 & 0 & 0 & -2 & 1 & -4 & 0 \\ 0 & 0 & 0 & 0 & 0 & \boxed{1} & 0 & 3 & -1 & 3 & 1 \\ 0 & 0 & 0 & 0 & 0 & 0 & \boxed{1} & -2 & 1 & 1 & -1 \end{bmatrix}$$

To find the four subsets for  $A$ , we only need identify the  $4 \times 5$  matrix  $C$  and the  $2 \times 6$  matrix  $L$ ,

$$C = \begin{bmatrix} \boxed{1} & 0 & 0 & 0 & 2 \\ 0 & \boxed{1} & 0 & 0 & -3 \\ 0 & 0 & \boxed{1} & 0 & 1 \\ 0 & 0 & 0 & \boxed{1} & -2 \end{bmatrix} \quad L = \begin{bmatrix} \boxed{1} & 0 & 3 & -1 & 3 & 1 \\ 0 & \boxed{1} & -2 & 1 & 1 & -1 \end{bmatrix}$$

Then we apply Theorem FS [256],

$$\mathcal{N}(A) = \mathcal{N}(C) = \left\langle \left\langle \begin{bmatrix} -2 \\ 3 \\ -1 \\ 2 \\ 1 \end{bmatrix} \right\rangle \right\rangle \quad \text{Theorem BNS [136]}$$

$$\mathcal{R}(A) = \mathcal{R}(C) = \left\langle \left\langle \begin{bmatrix} 1 \\ 0 \\ 0 \\ 0 \\ 2 \end{bmatrix}, \begin{bmatrix} 0 \\ 1 \\ 0 \\ 0 \\ -3 \end{bmatrix}, \begin{bmatrix} 0 \\ 0 \\ 1 \\ 0 \\ 1 \end{bmatrix}, \begin{bmatrix} 0 \\ 0 \\ 0 \\ 1 \\ -2 \end{bmatrix} \right\rangle \right\rangle \quad \text{Theorem BRS [238]}$$

$$\mathcal{C}(A) = \mathcal{N}(L) = \left\langle \left\langle \begin{bmatrix} -3 \\ 2 \\ 1 \\ 0 \\ 0 \\ 0 \end{bmatrix}, \begin{bmatrix} 1 \\ -1 \\ 0 \\ 1 \\ 0 \\ 0 \end{bmatrix}, \begin{bmatrix} -3 \\ -1 \\ 0 \\ 1 \\ 0 \\ 0 \end{bmatrix}, \begin{bmatrix} -1 \\ 1 \\ 0 \\ 0 \\ 0 \\ 1 \end{bmatrix} \right\rangle \right\rangle \quad \text{Theorem BNS [136]}$$

$$\mathcal{L}(A) = \mathcal{R}(L) = \left\langle \left\langle \begin{bmatrix} 1 \\ 0 \\ 3 \\ -1 \\ 3 \\ 1 \end{bmatrix}, \begin{bmatrix} 0 \\ 1 \\ -2 \\ 1 \\ 1 \\ -1 \end{bmatrix} \right\rangle \right\rangle \quad \text{Theorem BRS [238]}$$

⊠

The next example is just a bit different since the matrix has more rows than columns, and a trivial null space.



**Example FSAG**
**Four subsets, Archetype G**

Archetype G [703] and Archetype H [707] are both systems of  $m = 5$  equations in  $n = 2$  variables. They have identical coefficient matrices, which we will denote here as the matrix  $G$ ,

$$G = \begin{bmatrix} 2 & 3 \\ -1 & 4 \\ 3 & 10 \\ 3 & -1 \\ 6 & 9 \end{bmatrix}$$

Adjoin the  $5 \times 5$  identity matrix,  $I_5$ , to form

$$M = \begin{bmatrix} 2 & 3 & 1 & 0 & 0 & 0 & 0 \\ -1 & 4 & 0 & 1 & 0 & 0 & 0 \\ 3 & 10 & 0 & 0 & 1 & 0 & 0 \\ 3 & -1 & 0 & 0 & 0 & 1 & 0 \\ 6 & 9 & 0 & 0 & 0 & 0 & 1 \end{bmatrix}$$

This row-reduces to

$$N = \begin{bmatrix} \boxed{1} & 0 & 0 & 0 & 0 & \frac{3}{11} & \frac{1}{33} \\ 0 & \boxed{1} & 0 & 0 & 0 & -\frac{2}{11} & \frac{1}{11} \\ 0 & 0 & \boxed{1} & 0 & 0 & 0 & -\frac{1}{3} \\ 0 & 0 & 0 & \boxed{1} & 0 & 1 & -\frac{1}{3} \\ 0 & 0 & 0 & 0 & \boxed{1} & 1 & -1 \end{bmatrix}$$

The first  $n = 2$  columns contain  $r = 2$  leading 1's, so we obtain  $C$  as the  $2 \times 2$  identity matrix and extract  $L$  from the final  $m - r = 3$  rows in the final  $m = 5$  columns.

$$C = \begin{bmatrix} \boxed{1} & 0 \\ 0 & \boxed{1} \end{bmatrix} \quad L = \begin{bmatrix} \boxed{1} & 0 & 0 & 0 & -\frac{1}{3} \\ 0 & \boxed{1} & 0 & 1 & -\frac{1}{3} \\ 0 & 0 & \boxed{1} & 1 & -1 \end{bmatrix}$$

Then we apply Theorem FS [256],

$$\mathcal{N}(G) = \mathcal{N}(C) = \langle \emptyset \rangle = \{\mathbf{0}\} \quad \text{Theorem BNS [136]}$$

$$\mathcal{R}(G) = \mathcal{R}(C) = \left\langle \left\{ \begin{bmatrix} 1 \\ 0 \end{bmatrix}, \begin{bmatrix} 0 \\ 1 \end{bmatrix} \right\} \right\rangle = \mathbb{C}^2 \quad \text{Theorem BRS [238]}$$

$$\mathcal{C}(G) = \mathcal{N}(L) = \left\langle \left\{ \begin{bmatrix} 0 \\ -1 \\ -1 \\ 1 \\ 0 \end{bmatrix}, \begin{bmatrix} \frac{1}{33} \\ \frac{1}{11} \\ -\frac{1}{3} \\ 0 \\ 1 \end{bmatrix} \right\} \right\rangle \quad \text{Theorem BNS [136]}$$

$$= \left\langle \left\{ \begin{bmatrix} 0 \\ -1 \\ -1 \\ 1 \\ 0 \end{bmatrix}, \begin{bmatrix} 1 \\ 1 \\ 3 \\ 0 \\ 3 \end{bmatrix} \right\} \right\rangle$$

$$\mathcal{L}(G) = \mathcal{R}(L) = \left\langle \left\{ \begin{bmatrix} 1 \\ 0 \\ 0 \\ 0 \\ -\frac{1}{3} \end{bmatrix}, \begin{bmatrix} 0 \\ 1 \\ 0 \\ 1 \\ -\frac{1}{3} \end{bmatrix}, \begin{bmatrix} 0 \\ 0 \\ 1 \\ 1 \\ -1 \end{bmatrix} \right\} \right\rangle \quad \text{Theorem BRS [238]}$$

$$= \left\langle \left\{ \begin{bmatrix} 3 \\ 0 \\ 0 \\ 0 \\ -1 \end{bmatrix}, \begin{bmatrix} 0 \\ 3 \\ 0 \\ 3 \\ -1 \end{bmatrix}, \begin{bmatrix} 0 \\ 0 \\ 1 \\ 1 \\ -1 \end{bmatrix} \right\} \right\rangle$$

As mentioned earlier, Archetype G [703] is consistent, while Archetype H [707] is inconsistent. See if you can write the two different vectors of constants from these two archetypes as linear combinations of the two vectors in  $\mathcal{C}(G)$ . How about the two columns of  $G$ , can you write each individually as a linear combination of the two vectors in  $\mathcal{C}(G)$ ? They must be in the column space of  $G$  also. Are your answers unique? Do you notice anything about the scalars that appear in the linear combinations you are forming?  $\square$

Example COV [151] and Example CSROI [240] each describes the column space of the coefficient matrix from Archetype I [711] as the span of a set of  $r = 3$  linearly independent vectors. It is no accident that these two different sets both have the same size. If we (you?) were to calculate the column space of this matrix using the null space of the matrix  $L$  from Theorem FS [256] then we would again find a set of 3 linearly independent vectors that span the range. More on this later.

So we have three different methods to obtain a description of the column space of a matrix as the span of a linearly independent set. Theorem BCS [232] is sometimes useful since the vectors it specifies are equal to actual columns of the matrix. Theorem BRS [238] and Theorem CSRST [240] combine to create vectors with lots of zeros, and strategically placed 1's near the top of the vector. Theorem FS [256] and the matrix  $L$  from the extended echelon form gives us a third method, which tends to create vectors with lots of zeros, and strategically placed 1's near the bottom of the vector. If we don't care about linear independence we can also appeal to Definition CSM [229] and simply express the column space as the span of all the columns of the matrix, giving us a fourth description.

With Theorem CSRST [240] and Definition RSM [236], we can compute column spaces with theorems about row spaces, and we can compute row spaces with theorems about row spaces, but in each case we must transpose the matrix first. At this point you may be overwhelmed by all the possibilities for computing column and row spaces. Diagram CSRST [263] is meant to help. For both the column space and row space, it suggests four techniques. One is to appeal to the definition, another yields a span of a linearly independent set, and a third uses Theorem FS [256]. A fourth suggests transposing the matrix and the dashed line implies that then the companion set of techniques can be applied. This can lead to a bit of silliness, since if you were to follow the dashed lines *twice* you would transpose the matrix twice, and by Theorem TT [182] would accomplish nothing productive.

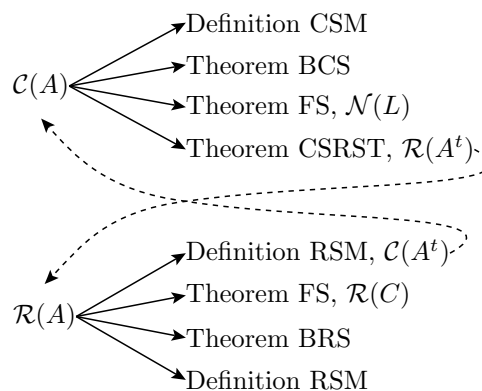


Diagram CSRST. Column Space and Row Space Techniques

Although we have many ways to describe a column space, notice that one tempting strategy will usually fail. It is not possible to simply row-reduce a matrix directly and then use the columns of the row-reduced matrix as a set whose span equals the column space. In other words, row operations *do not* preserve column spaces (however row operations do preserve row spaces, Theorem REMRS [237]). See Exercise CRS.M21 [244].

**Subsection READ**  
**Reading Questions**

---

1. Find a nontrivial element of the left null space of  $A$ .

$$A = \begin{bmatrix} 2 & 1 & -3 & 4 \\ -1 & -1 & 2 & -1 \\ 0 & -1 & 1 & 2 \end{bmatrix}$$

2. Find the matrices  $C$  and  $L$  in the extended echelon form of  $A$ .

$$A = \begin{bmatrix} -9 & 5 & -3 \\ 2 & -1 & 1 \\ -5 & 3 & -1 \end{bmatrix}$$

3. Why is Theorem FS [256] a great conclusion to Chapter M [178]?

## Subsection EXC

### Exercises

**C20** Example FSAG [262] concludes with several questions. Perform the analysis suggested by these questions.

Contributed by Robert Beezer

**C25** Given the matrix  $A$  below, use the extended echelon form of  $A$  to answer each part of this problem. In each part, find a linearly independent set of vectors,  $S$ , so that the span of  $S$ ,  $\langle S \rangle$ , equals the specified set of vectors.

$$A = \begin{bmatrix} -5 & 3 & -1 \\ -1 & 1 & 1 \\ -8 & 5 & -1 \\ 3 & -2 & 0 \end{bmatrix}$$

- (a) The row space of  $A$ ,  $\mathcal{R}(A)$ .
- (b) The column space of  $A$ ,  $\mathcal{C}(A)$ .
- (c) The null space of  $A$ ,  $\mathcal{N}(A)$ .
- (d) The left null space of  $A$ ,  $\mathcal{L}(A)$ .

Contributed by Robert Beezer    Solution [267]

**C26** For the matrix  $D$  below use the extended echelon form to find

- (a) a linearly independent set whose span is the column space of  $D$ .
- (b) a linearly independent set whose span is the left null space of  $D$ .

$$D = \begin{bmatrix} -7 & -11 & -19 & -15 \\ 6 & 10 & 18 & 14 \\ 3 & 5 & 9 & 7 \\ -1 & -2 & -4 & -3 \end{bmatrix}$$

Contributed by Robert Beezer    Solution [267]

**C41** The following archetypes are systems of equations. For each system, write the vector of constants as a linear combination of the vectors in the span construction for the column space provided by Theorem FS [256] and Theorem BNS [136] (these vectors are listed for each of these archetypes).

Archetype A [678]

Archetype B [682]

Archetype C [687]

Archetype D [691]

Archetype E [695]

Archetype F [698]

Archetype G [703]

Archetype H [707]

Archetype I [711]

Archetype J [715]

Contributed by Robert Beezer

**C43** The following archetypes are either matrices or systems of equations with coefficient matrices. For each matrix, compute the extended echelon form  $N$  and identify the matrices  $C$  and  $L$ . Using Theorem FS [256], Theorem BNS [136] and Theorem BRS [238] express the null space, the row space, the column space and left null space of each coefficient matrix as a span of a linearly

independent set.

Archetype A [678]

Archetype B [682]

Archetype C [687]

Archetype D [691]/Archetype E [695]

Archetype F [698]

Archetype G [703]/Archetype H [707]

Archetype I [711]

Archetype J [715]

Archetype K [720]

Archetype L [724]

Contributed by Robert Beezer

**C60** For the matrix  $B$  below, find sets of vectors whose span equals the column space of  $B$  ( $\mathcal{C}(B)$ ) and which individually meet the following extra requirements.

(a) The set illustrates the definition of the column space.

(b) The set is linearly independent and the members of the set are columns of  $B$ .

(c) The set is linearly independent with a “nice pattern of zeros and ones” at the *top* of each vector.

(d) The set is linearly independent with a “nice pattern of zeros and ones” at the *bottom* of each vector.

$$B = \begin{bmatrix} 2 & 3 & 1 & 1 \\ 1 & 1 & 0 & 1 \\ -1 & 2 & 3 & -4 \end{bmatrix}$$

Contributed by Robert Beezer Solution [268]

**C61** Let  $A$  be the matrix below, and find the indicated sets with the requested properties.

$$A = \begin{bmatrix} 2 & -1 & 5 & -3 \\ -5 & 3 & -12 & 7 \\ 1 & 1 & 4 & -3 \end{bmatrix}$$

(a) A linearly independent set  $S$  so that  $\mathcal{C}(A) = \langle S \rangle$  and  $S$  is composed of columns of  $A$ .

(b) A linearly independent set  $S$  so that  $\mathcal{C}(A) = \langle S \rangle$  and the vectors in  $S$  have a nice pattern of zeros and ones at the top of the vectors.

(c) A linearly independent set  $S$  so that  $\mathcal{C}(A) = \langle S \rangle$  and the vectors in  $S$  have a nice pattern of zeros and ones at the bottom of the vectors.

(d) A linearly independent set  $S$  so that  $\mathcal{R}(A) = \langle S \rangle$ .

Contributed by Robert Beezer Solution [269]

**M50** Suppose that  $A$  is a nonsingular matrix. Extend the four conclusions of Theorem FS [256] in this special case and discuss connections with previous results (such as Theorem NME4 [235]).

Contributed by Robert Beezer

**M51** Suppose that  $A$  is a singular matrix. Extend the four conclusions of Theorem FS [256] in this special case and discuss connections with previous results (such as Theorem NME4 [235]).

Contributed by Robert Beezer

## Subsection SOL Solutions

**C25** Contributed by Robert Beezer Statement [265]

Add a  $4 \times 4$  identity matrix to the right of  $A$  to form the matrix  $M$  and then row-reduce to the matrix  $N$ ,

$$M = \begin{bmatrix} -5 & 3 & -1 & 1 & 0 & 0 & 0 \\ -1 & 1 & 1 & 0 & 1 & 0 & 0 \\ -8 & 5 & -1 & 0 & 0 & 1 & 0 \\ 3 & -2 & 0 & 0 & 0 & 0 & 1 \end{bmatrix} \xrightarrow{\text{RREF}} \begin{bmatrix} \boxed{1} & 0 & 2 & 0 & 0 & -2 & -5 \\ 0 & \boxed{1} & 3 & 0 & 0 & -3 & -8 \\ 0 & 0 & 0 & \boxed{1} & 0 & -1 & -1 \\ 0 & 0 & 0 & 0 & \boxed{1} & 1 & 3 \end{bmatrix} = N$$

To apply Theorem FS [256] in each of these four parts, we need the two matrices,

$$C = \begin{bmatrix} \boxed{1} & 0 & 2 \\ 0 & \boxed{1} & 3 \end{bmatrix} \qquad L = \begin{bmatrix} \boxed{1} & 0 & -1 & -1 \\ 0 & \boxed{1} & 1 & 3 \end{bmatrix}$$

(a)

$$\begin{aligned} \mathcal{R}(A) &= \mathcal{R}(C) && \text{Theorem FS [256]} \\ &= \left\langle \begin{bmatrix} 1 \\ 0 \\ 2 \end{bmatrix}, \begin{bmatrix} 0 \\ 1 \\ 3 \end{bmatrix} \right\rangle && \text{Theorem BRS [238]} \end{aligned}$$

(b)

$$\begin{aligned} \mathcal{C}(A) &= \mathcal{N}(L) && \text{Theorem FS [256]} \\ &= \left\langle \begin{bmatrix} 1 \\ -1 \\ 1 \\ 0 \end{bmatrix}, \begin{bmatrix} 1 \\ -3 \\ 0 \\ 1 \end{bmatrix} \right\rangle && \text{Theorem BNS [136]} \end{aligned}$$

(c)

$$\begin{aligned} \mathcal{N}(A) &= \mathcal{N}(C) && \text{Theorem FS [256]} \\ &= \left\langle \begin{bmatrix} -2 \\ -3 \\ 1 \end{bmatrix} \right\rangle && \text{Theorem BNS [136]} \end{aligned}$$

(d)

$$\begin{aligned} \mathcal{L}(A) &= \mathcal{R}(L) && \text{Theorem FS [256]} \\ &= \left\langle \begin{bmatrix} 1 \\ 0 \\ -1 \\ -1 \end{bmatrix}, \begin{bmatrix} 0 \\ 1 \\ 1 \\ 3 \end{bmatrix} \right\rangle && \text{Theorem BRS [238]} \end{aligned}$$

**C26** Contributed by Robert Beezer Statement [265]

For both parts, we need the extended echelon form of the matrix.

$$\begin{bmatrix} -7 & -11 & -19 & -15 & 1 & 0 & 0 & 0 \\ 6 & 10 & 18 & 14 & 0 & 1 & 0 & 0 \\ 3 & 5 & 9 & 7 & 0 & 0 & 1 & 0 \\ -1 & -2 & -4 & -3 & 0 & 0 & 0 & 1 \end{bmatrix} \xrightarrow{\text{RREF}} \begin{bmatrix} \boxed{1} & 0 & -2 & -1 & 0 & 0 & 2 & 5 \\ 0 & \boxed{1} & 3 & 2 & 0 & 0 & -1 & -3 \\ 0 & 0 & 0 & 0 & \boxed{1} & 0 & 3 & 2 \\ 0 & 0 & 0 & 0 & 0 & \boxed{1} & -2 & 0 \end{bmatrix}$$

From this matrix we extract the last two rows, in the last four columns to form the matrix  $L$ ,

$$L = \begin{bmatrix} \boxed{1} & 0 & 3 & 2 \\ 0 & \boxed{1} & -2 & 0 \end{bmatrix}$$

(a) By Theorem FS [256] and Theorem BNS [136] we have

$$\mathcal{C}(D) = \mathcal{N}(L) = \left\langle \left\{ \begin{bmatrix} -3 \\ 2 \\ 1 \\ 0 \end{bmatrix}, \begin{bmatrix} -2 \\ 0 \\ 0 \\ 1 \end{bmatrix} \right\} \right\rangle$$

(b) By Theorem FS [256] and Theorem BRS [238] we have

$$\mathcal{L}(D) = \mathcal{R}(L) = \left\langle \left\{ \begin{bmatrix} 1 \\ 0 \\ 3 \\ 2 \end{bmatrix}, \begin{bmatrix} 0 \\ 1 \\ -2 \\ 0 \end{bmatrix} \right\} \right\rangle$$

**C60** Contributed by Robert Beezer Statement [266]

(a) The definition of the column space is the span of the set of columns (Definition CSM [229]). So the desired set is just the four columns of  $B$ ,

$$S = \left\{ \begin{bmatrix} 2 \\ 1 \\ -1 \end{bmatrix}, \begin{bmatrix} 3 \\ 1 \\ 2 \end{bmatrix}, \begin{bmatrix} 1 \\ 0 \\ 3 \end{bmatrix}, \begin{bmatrix} 1 \\ 1 \\ -4 \end{bmatrix} \right\}$$

(b) Theorem BCS [232] suggests row-reducing the matrix and using the columns of  $B$  that correspond to the pivot columns.

$$B \xrightarrow{\text{RREF}} \begin{bmatrix} \boxed{1} & 0 & -1 & 2 \\ 0 & \boxed{1} & 1 & -1 \\ 0 & 0 & 0 & 0 \end{bmatrix}$$

So the pivot columns are numbered by elements of  $D = \{1, 2\}$ , so the requested set is

$$S = \left\{ \begin{bmatrix} 2 \\ 1 \\ -1 \end{bmatrix}, \begin{bmatrix} 3 \\ 1 \\ 2 \end{bmatrix} \right\}$$

(c) We can find this set by row-reducing the transpose of  $B$ , deleting the zero rows, and using the nonzero rows as column vectors in the set. This is an application of Theorem CSRST [240] followed by Theorem BRS [238].

$$B^t \xrightarrow{\text{RREF}} \begin{bmatrix} \boxed{1} & 0 & 3 \\ 0 & \boxed{1} & -7 \\ 0 & 0 & 0 \\ 0 & 0 & 0 \end{bmatrix}$$

So the requested set is

$$S = \left\{ \begin{bmatrix} 1 \\ 0 \\ 3 \end{bmatrix}, \begin{bmatrix} 0 \\ 1 \\ -7 \end{bmatrix} \right\}$$

(d) With the column space expressed as a null space, the vectors obtained via Theorem BNS [136] will be of the desired shape. So we first proceed with Theorem FS [256] and create the extended echelon form,

$$[B \mid I_3] = \begin{bmatrix} 2 & 3 & 1 & 1 & 1 & 0 & 0 \\ 1 & 1 & 0 & 1 & 0 & 1 & 0 \\ -1 & 2 & 3 & -4 & 0 & 0 & 1 \end{bmatrix} \xrightarrow{\text{RREF}} \begin{bmatrix} \boxed{1} & 0 & -1 & 2 & 0 & \frac{2}{3} & \frac{-1}{3} \\ 0 & \boxed{1} & 1 & -1 & 0 & \frac{1}{3} & \frac{1}{3} \\ 0 & 0 & 0 & 0 & \boxed{1} & \frac{-7}{3} & \frac{-1}{3} \end{bmatrix}$$

So, employing Theorem FS [256], we have  $\mathcal{C}(B) = \mathcal{N}(L)$ , where

$$L = \left[ \boxed{1} \quad \frac{-7}{3} \quad \frac{-1}{3} \right]$$

We can find the desired set of vectors from Theorem BNS [136] as

$$S = \left\{ \begin{bmatrix} \frac{7}{3} \\ 1 \\ 0 \end{bmatrix}, \begin{bmatrix} \frac{1}{3} \\ 0 \\ 1 \end{bmatrix} \right\}$$

**C61** Contributed by Robert Beezer Statement [266]

(a) First find a matrix  $B$  that is row-equivalent to  $A$  and in reduced row-echelon form

$$B = \begin{bmatrix} \boxed{1} & 0 & 3 & -2 \\ 0 & \boxed{1} & 1 & -1 \\ 0 & 0 & 0 & 0 \end{bmatrix}$$

By Theorem BCS [232] we can choose the columns of  $A$  that correspond to dependent variables ( $D = \{1, 2\}$ ) as the elements of  $S$  and obtain the desired properties. So

$$S = \left\{ \begin{bmatrix} 2 \\ -5 \\ 1 \end{bmatrix}, \begin{bmatrix} -1 \\ 3 \\ 1 \end{bmatrix} \right\}$$

(b) We can write the column space of  $A$  as the row space of the transpose (Theorem CSRST [240]). So we row-reduce the transpose of  $A$  to obtain the row-equivalent matrix  $C$  in reduced row-echelon form

$$C = \begin{bmatrix} 1 & 0 & 8 \\ 0 & 1 & 3 \\ 0 & 0 & 0 \\ 0 & 0 & 0 \end{bmatrix}$$

The nonzero rows (written as columns) will be a linearly independent set that spans the row space of  $A^t$ , by Theorem BRS [238], and the zeros and ones will be at the top of the vectors,

$$S = \left\{ \begin{bmatrix} 1 \\ 0 \\ 8 \end{bmatrix}, \begin{bmatrix} 0 \\ 1 \\ 3 \end{bmatrix} \right\}$$

(c) In preparation for Theorem FS [256], augment  $A$  with the  $3 \times 3$  identity matrix  $I_3$  and row-reduce to obtain the extended echelon form,

$$\left[ \begin{array}{cccccc|ccc} 1 & 0 & 3 & -2 & 0 & -\frac{1}{8} & \frac{3}{8} & 0 & 0 \\ 0 & 1 & 1 & -1 & 0 & \frac{1}{8} & \frac{1}{8} & 0 & 0 \\ 0 & 0 & 0 & 0 & 1 & \frac{3}{8} & -\frac{1}{8} & 0 & 0 \end{array} \right]$$

Then since the first four columns of row 3 are all zeros, we extract

$$L = \left[ \boxed{1} \quad \frac{3}{8} \quad -\frac{1}{8} \right]$$

Theorem FS [256] says that  $\mathcal{C}(A) = \mathcal{N}(L)$ . We can then use Theorem BNS [136] to construct the desired set  $S$ , based on the free variables with indices in  $F = \{2, 3\}$  for the homogeneous system  $\mathcal{L}S(L, \mathbf{0})$ , so

$$S = \left\{ \begin{bmatrix} -\frac{3}{8} \\ 1 \\ 0 \end{bmatrix}, \begin{bmatrix} \frac{1}{8} \\ 0 \\ 1 \end{bmatrix} \right\}$$



Notice that the zeros and ones are at the bottom of the vectors.

(d) This is a straightforward application of Theorem BRS [238]. Use the row-reduced matrix  $B$  from part (a), grab the nonzero rows, and write them as column vectors,

$$S = \left\{ \begin{bmatrix} 1 \\ 0 \\ 3 \\ -2 \end{bmatrix}, \begin{bmatrix} 0 \\ 1 \\ 1 \\ -1 \end{bmatrix} \right\}$$

## Annotated Acronyms M Matrices

---

### Theorem VSPM [179]

These are the fundamental rules for working with the addition, and scalar multiplication, of matrices. We saw something very similar in the previous chapter (Theorem VSPCV [84]). Together, these two definitions will provide our definition for the key definition, Definition VS [272].

### Theorem SLEMM [191]

Theorem SLSLC [91] connected linear combinations with systems of equations. Theorem SLEMM [191] connects the matrix-vector product (Definition MVP [190]) and column vector equality (Definition CVE [82]) with systems of equations. We'll see this one regularly.

### Theorem EMP [194]

This theorem is a workhorse in Section MM [190] and will continue to make regular appearances. If you want to get better at formulating proofs, the application of this theorem can be a key step in gaining that broader understanding. While it might be hard to imagine Theorem EMP [194] as a *definition* of matrix multiplication, we'll see in Exercise MR.T80 [545] that in theory it is actually a *better* definition of matrix multiplication long-term.

### Theorem CINM [211]

The inverse of a matrix is key. Here's how you can get one if you know how to row-reduce.

### Theorem NI [222]

"Nonsingularity" or "invertibility"? Pick your favorite, or show your versatility by using one or the other in the right context. They mean the same thing.

### Theorem CSCS [230]

Given a coefficient matrix, which vectors of constants create consistent systems. This theorem tells us that the answer is exactly those column vectors in the column space. Conversely, we also use this theorem to test for membership in the column space by checking the consistency of the appropriate system of equations.

### Theorem BCS [232]

Another theorem that provides a linearly independent set of vectors whose span equals some set of interest (a column space this time).

### Theorem BRS [238]

Yet another theorem that provides a linearly independent set of vectors whose span equals some set of interest (a row space).

### Theorem CSRST [240]

Column spaces, row spaces, transposes, rows, columns. Many of the connections between these objects are based on the simple observation captured in this theorem. This is not a deep result. We state it as a theorem for convenience, so we can refer to it as needed.

### Theorem FS [256]

This theorem is inherently interesting, if not computationally satisfying. Null space, row space, column space, left null space — here they all are, simply by row reducing the extended matrix and applying Theorem BNS [136] and Theorem BCS [232] twice (each). Nice.

# Chapter VS

## Vector Spaces

---

We now have a computational toolkit in place and so we can begin our study of linear algebra in a more theoretical style.

Linear algebra is the study of two fundamental objects, vector spaces and linear transformations (see Chapter LT [437]). This chapter will focus on the former. The power of mathematics is often derived from generalizing many different situations into one abstract formulation, and that is exactly what we will be doing throughout this chapter.

### Section VS

#### Vector Spaces

---

In this section we present a formal definition of a vector space, which will lead to an extra increment of abstraction. Once defined, we study its most basic properties.

#### Subsection VS

##### Vector Spaces

---

Here is one of the two most important definitions in the entire course.

##### Definition VS

###### Vector Space

Suppose that  $V$  is a set upon which we have defined two operations: (1) **vector addition**, which combines two elements of  $V$  and is denoted by “+”, and (2) **scalar multiplication**, which combines a complex number with an element of  $V$  and is denoted by juxtaposition. Then  $V$ , along with the two operations, is a **vector space** if the following ten properties hold.

- **AC Additive Closure**

If  $\mathbf{u}, \mathbf{v} \in V$ , then  $\mathbf{u} + \mathbf{v} \in V$ .

- **SC Scalar Closure**

If  $\alpha \in \mathbb{C}$  and  $\mathbf{u} \in V$ , then  $\alpha\mathbf{u} \in V$ .

- **C Commutativity**

If  $\mathbf{u}, \mathbf{v} \in V$ , then  $\mathbf{u} + \mathbf{v} = \mathbf{v} + \mathbf{u}$ .

- **AA Additive Associativity**

If  $\mathbf{u}, \mathbf{v}, \mathbf{w} \in V$ , then  $\mathbf{u} + (\mathbf{v} + \mathbf{w}) = (\mathbf{u} + \mathbf{v}) + \mathbf{w}$ .

- **Z Zero Vector**

There is a vector,  $\mathbf{0}$ , called the **zero vector**, such that  $\mathbf{u} + \mathbf{0} = \mathbf{u}$  for all  $\mathbf{u} \in V$ .

- **AI Additive Inverses**

If  $\mathbf{u} \in V$ , then there exists a vector  $-\mathbf{u} \in V$  so that  $\mathbf{u} + (-\mathbf{u}) = \mathbf{0}$ .

- **SMA Scalar Multiplication Associativity**

If  $\alpha, \beta \in \mathbb{C}$  and  $\mathbf{u} \in V$ , then  $\alpha(\beta\mathbf{u}) = (\alpha\beta)\mathbf{u}$ .

- **DVA Distributivity across Vector Addition**

If  $\alpha \in \mathbb{C}$  and  $\mathbf{u}, \mathbf{v} \in V$ , then  $\alpha(\mathbf{u} + \mathbf{v}) = \alpha\mathbf{u} + \alpha\mathbf{v}$ .

- **DSA Distributivity across Scalar Addition**

If  $\alpha, \beta \in \mathbb{C}$  and  $\mathbf{u} \in V$ , then  $(\alpha + \beta)\mathbf{u} = \alpha\mathbf{u} + \beta\mathbf{u}$ .

- **O One**

If  $\mathbf{u} \in V$ , then  $1\mathbf{u} = \mathbf{u}$ .

The objects in  $V$  are called **vectors**, no matter what else they might really be, simply by virtue of being elements of a vector space. △

Now, there are several important observations to make. Many of these will be easier to understand on a second or third reading, and especially after carefully studying the examples in Subsection VS.EVS [273].

An **axiom** is often a “self-evident” truth. Something so fundamental that we all agree it is true and accept it without proof. Typically, it would be the logical underpinning that we would begin to build theorems upon. Some might refer to the ten properties of Definition VS [272] as axioms, implying that a vector space is a very natural object and the ten properties are the essence of a vector space. We will instead emphasize that we will begin with a definition of a vector space. After studying the remainder of this chapter, you might return here and remind yourself how all our forthcoming theorems and definitions rest on this foundation.

As we will see shortly, the objects in  $V$  can be *anything*, even though we will call them vectors. We have been working with vectors frequently, but we should stress here that these have so far just been *column* vectors — scalars arranged in a columnar list of fixed length. In a similar vein, you have used the symbol “+” for many years to represent the addition of numbers (scalars). We have extended its use to the addition of column vectors and to the addition of matrices, and now we are going to recycle it even further and let it denote vector addition in *any* possible vector space. So when describing a new vector space, we will have to *define* exactly what “+” is. Similar comments apply to scalar multiplication. Conversely, we can *define* our operations any way we like, so long as the ten properties are fulfilled (see Example CVS [276]).

A vector space is composed of three objects, a set and two operations. However, we usually use the same symbol for both the set and the vector space itself. Do not let this convenience fool you into thinking the operations are secondary!

This discussion has either convinced you that we are really embarking on a new level of abstraction, or they have seemed cryptic, mysterious or nonsensical. You might want to return to this section in a few days and give it another read then. In any case, let’s look at some concrete examples now.

## Subsection EVS

### Examples of Vector Spaces

---

Our aim in this subsection is to give you a storehouse of examples to work with, to become comfortable with the ten vector space properties and to convince you that the multitude of examples justifies (at least initially) making such a broad definition as Definition VS [272]. Some of our claims will be justified by reference to previous theorems, we will prove some facts from scratch, and we will do one non-trivial example completely. In other places, our usual thoroughness will be neglected, so grab paper and pencil and play along.

**Example VSCV****The vector space  $\mathbb{C}^m$** 

Set:  $\mathbb{C}^m$ , all column vectors of size  $m$ , Definition VSCV [81].

Equality: Entry-wise, Definition CVE [82].

Vector Addition: The “usual” addition, given in Definition CVA [82].

Scalar Multiplication: The “usual” scalar multiplication, given in Definition CVSM [83].

Does this set with these operations fulfill the ten properties? Yes. And by design all we need to do is quote Theorem VSPCV [84]. That was easy.  $\square$

**Example VSM****The vector space of matrices,  $M_{mn}$** 

Set:  $M_{mn}$ , the set of all matrices of size  $m \times n$  and entries from  $\mathbb{C}$ , Example VSM [274].

Equality: Entry-wise, Definition ME [178].

Vector Addition: The “usual” addition, given in Definition MA [178].

Scalar Multiplication: The “usual” scalar multiplication, given in Definition MSM [179].

Does this set with these operations fulfill the ten properties? Yes. And all we need to do is quote Theorem VSPM [179]. Another easy one (by design).  $\square$

So, the set of all matrices of a fixed size forms a vector space. That entitles us to call a matrix a vector, since a matrix is an element of a vector space. For example, if  $A, B \in M_{3,4}$  then we call  $A$  and  $B$  “vectors,” and we even use our previous notation for column vectors to refer to  $A$  and  $B$ . So we could legitimately write expressions like

$$\mathbf{u} + \mathbf{v} = A + B = B + A = \mathbf{v} + \mathbf{u}$$

This could lead to some confusion, but it is not too great a danger. But it is worth comment.

The previous two examples may be less than satisfying. We made all the relevant definitions long ago. And the required verifications were all handled by quoting old theorems. However, it is important to consider these two examples first. We have been studying vectors and matrices carefully (Chapter V [81], Chapter M [178]), and both objects, along with their operations, have certain properties in common, as you may have noticed in comparing Theorem VSPCV [84] with Theorem VSPM [179]. Indeed, it is these two theorems that *motivate* us to formulate the abstract definition of a vector space, Definition VS [272]. Now, should we prove some general theorems about vector spaces (as we will shortly in Subsection VS.VSP [278]), we can instantly apply the conclusions to *both*  $\mathbb{C}^m$  and  $M_{mn}$ . Notice too how we have taken six definitions and two theorems and reduced them down to two *examples*. With greater generalization and abstraction our old ideas get downgraded in stature.

Let us look at some more examples, now considering some new vector spaces.

**Example VSP****The vector space of polynomials,  $P_n$** 

Set:  $P_n$ , the set of all polynomials of degree  $n$  or less in the variable  $x$  with coefficients from  $\mathbb{C}$ .

Equality:

$$a_0 + a_1x + a_2x^2 + \cdots + a_nx^n = b_0 + b_1x + b_2x^2 + \cdots + b_nx^n \text{ if and only if } a_i = b_i \text{ for } 0 \leq i \leq n$$

Vector Addition:

$$\begin{aligned} (a_0 + a_1x + a_2x^2 + \cdots + a_nx^n) + (b_0 + b_1x + b_2x^2 + \cdots + b_nx^n) = \\ (a_0 + b_0) + (a_1 + b_1)x + (a_2 + b_2)x^2 + \cdots + (a_n + b_n)x^n \end{aligned}$$

Scalar Multiplication:

$$\alpha(a_0 + a_1x + a_2x^2 + \cdots + a_nx^n) = (\alpha a_0) + (\alpha a_1)x + (\alpha a_2)x^2 + \cdots + (\alpha a_n)x^n$$

This set, with these operations, will fulfill the ten properties, though we will not work all the details here. However, we will make a few comments and prove one of the properties. First, the

zero vector (Property Z [272]) is what you might expect, and you can check that it has the required property.

$$\mathbf{0} = 0 + 0x + 0x^2 + \cdots + 0x^n$$

The additive inverse (Property AI [273]) is also no surprise, though consider how we have chosen to write it.

$$-(a_0 + a_1x + a_2x^2 + \cdots + a_nx^n) = (-a_0) + (-a_1)x + (-a_2)x^2 + \cdots + (-a_n)x^n$$

Now let's prove the associativity of vector addition (Property AA [272]). This is a bit tedious, though necessary. Throughout, the plus sign (“+”) does triple-duty. You might ask yourself what each plus sign represents as you work through this proof.

$$\begin{aligned} \mathbf{u} + (\mathbf{v} + \mathbf{w}) &= (a_0 + a_1x + \cdots + a_nx^n) + ((b_0 + b_1x + \cdots + b_nx^n) + (c_0 + c_1x + \cdots + c_nx^n)) \\ &= (a_0 + a_1x + \cdots + a_nx^n) + ((b_0 + c_0) + (b_1 + c_1)x + \cdots + (b_n + c_n)x^n) \\ &= (a_0 + (b_0 + c_0)) + (a_1 + (b_1 + c_1))x + \cdots + (a_n + (b_n + c_n))x^n \\ &= ((a_0 + b_0) + c_0) + ((a_1 + b_1) + c_1)x + \cdots + ((a_n + b_n) + c_n)x^n \\ &= ((a_0 + b_0) + (a_1 + b_1)x + \cdots + (a_n + b_n)x^n) + (c_0 + c_1x + \cdots + c_nx^n) \\ &= ((a_0 + a_1x + \cdots + a_nx^n) + (b_0 + b_1x + \cdots + b_nx^n)) + (c_0 + c_1x + \cdots + c_nx^n) \\ &= (\mathbf{u} + \mathbf{v}) + \mathbf{w} \end{aligned}$$

Notice how it is the application of the associativity of the (old) addition of complex numbers in the middle of this chain of equalities that makes the whole proof happen. The remainder is successive applications of our (new) definition of vector (polynomial) addition. Proving the remainder of the ten properties is similar in style and tedium. You might try proving the commutativity of vector addition (Property C [272]), or one of the distributivity properties (Property DVA [273], Property DSA [273]).  $\square$

### Example VSIS

#### The vector space of infinite sequences

Set:  $\mathbb{C}^\infty = \{(c_0, c_1, c_2, c_3, \dots) \mid c_i \in \mathbb{C}, i \in \mathbb{N}\}$ .

Equality:

$$(c_0, c_1, c_2, \dots) = (d_0, d_1, d_2, \dots) \text{ if and only if } c_i = d_i \text{ for all } i \geq 0$$

Vector Addition:

$$(c_0, c_1, c_2, \dots) + (d_0, d_1, d_2, \dots) = (c_0 + d_0, c_1 + d_1, c_2 + d_2, \dots)$$

Scalar Multiplication:

$$\alpha(c_0, c_1, c_2, c_3, \dots) = (\alpha c_0, \alpha c_1, \alpha c_2, \alpha c_3, \dots)$$

This should remind you of the vector space  $\mathbb{C}^m$ , though now our lists of scalars are written horizontally with commas as delimiters and they are allowed to be infinite in length. What does the zero vector look like (Property Z [272])? Additive inverses (Property AI [273])? Can you prove the associativity of vector addition (Property AA [272])?  $\square$

### Example VSF

#### The vector space of functions

Set:  $F = \{f \mid f : \mathbb{C} \rightarrow \mathbb{C}\}$ .

Equality:  $f = g$  if and only if  $f(x) = g(x)$  for all  $x \in \mathbb{C}$ .

Vector Addition:  $f + g$  is the function with outputs defined by  $(f + g)(x) = f(x) + g(x)$ .

Scalar Multiplication:  $\alpha f$  is the function with outputs defined by  $(\alpha f)(x) = \alpha f(x)$ .

So this is the set of all functions of one variable that take a complex number to a complex number. You might have studied functions of one variable that take a real number to a real

number, and that might be a more natural set to study. But since we are allowing our scalars to be complex numbers, we need to expand the domain and range of our functions also. Study carefully how the definitions of the operation are made, and think about the different uses of “+” and juxtaposition. As an example of what is required when verifying that this is a vector space, consider that the zero vector (Property Z [272]) is the function  $z$  whose definition is  $z(x) = 0$  for every input  $x$ .

While vector spaces of functions are very important in mathematics and physics, we will not devote them much more attention. ☒

Here’s a unique example.

### Example VSS

#### The singleton vector space

Set:  $Z = \{\mathbf{z}\}$ .

Equality: Huh?

Vector Addition:  $\mathbf{z} + \mathbf{z} = \mathbf{z}$ .

Scalar Multiplication:  $\alpha\mathbf{z} = \mathbf{z}$ .

This should look pretty wild. First, just what is  $\mathbf{z}$ ? Column vector, matrix, polynomial, sequence, function? Mineral, plant, or animal? We aren’t saying!  $\mathbf{z}$  just *is*. And we have definitions of vector addition and scalar multiplication that are sufficient for an occurrence of either that may come along.

Our only concern is if this set, along with the definitions of two operations, fulfills the ten properties of Definition VS [272]. Let’s check associativity of vector addition (Property AA [272]). For all  $\mathbf{u}, \mathbf{v}, \mathbf{w} \in Z$ ,

$$\begin{aligned}\mathbf{u} + (\mathbf{v} + \mathbf{w}) &= \mathbf{z} + (\mathbf{z} + \mathbf{z}) \\ &= \mathbf{z} + \mathbf{z} \\ &= (\mathbf{z} + \mathbf{z}) + \mathbf{z} \\ &= (\mathbf{u} + \mathbf{v}) + \mathbf{w}\end{aligned}$$

What is the zero vector in this vector space (Property Z [272])? With only one element in the set, we do not have much choice. Is  $\mathbf{z} = \mathbf{0}$ ? It appears that  $\mathbf{z}$  behaves like the zero vector should, so it gets the title. Maybe now the definition of this vector space does not seem so bizarre. It is a set whose only element is the element that behaves like the zero vector, so that lone element *is* the zero vector. ☒

Perhaps some of the above definitions and verifications seem obvious or like splitting hairs, but the next example should convince you that they *are* necessary. We will study this one carefully. Ready? Check your preconceptions at the door.

### Example CVS

#### The crazy vector space

Set:  $C = \{(x_1, x_2) \mid x_1, x_2 \in \mathbb{C}\}$ .

Vector Addition:  $(x_1, x_2) + (y_1, y_2) = (x_1 + y_1 + 1, x_2 + y_2 + 1)$ .

Scalar Multiplication:  $\alpha(x_1, x_2) = (\alpha x_1 + \alpha - 1, \alpha x_2 + \alpha - 1)$ .

Now, the first thing I hear you say is “You can’t do that!” And my response is, “Oh yes, I can!” I am free to define my set and my operations any way I please. They may not look natural, or even useful, but we will now verify that they provide us with another example of a vector space. And that is enough. If you are adventurous, you might try first checking some of the properties yourself. What is the zero vector? Additive inverses? Can you prove associativity? Ready, here we go.

Property AC [272], Property SC [272]: The result of each operation is a pair of complex numbers, so these two closure properties are fulfilled.

Property C [272]:

$$\mathbf{u} + \mathbf{v} = (x_1, x_2) + (y_1, y_2) = (x_1 + y_1 + 1, x_2 + y_2 + 1)$$

$$\begin{aligned}
 &= (y_1 + x_1 + 1, y_2 + x_2 + 1) = (y_1, y_2) + (x_1, x_2) \\
 &= \mathbf{v} + \mathbf{u}
 \end{aligned}$$

Property AA [272]:

$$\begin{aligned}
 \mathbf{u} + (\mathbf{v} + \mathbf{w}) &= (x_1, x_2) + ((y_1, y_2) + (z_1, z_2)) \\
 &= (x_1, x_2) + (y_1 + z_1 + 1, y_2 + z_2 + 1) \\
 &= (x_1 + (y_1 + z_1 + 1) + 1, x_2 + (y_2 + z_2 + 1) + 1) \\
 &= (x_1 + y_1 + z_1 + 2, x_2 + y_2 + z_2 + 2) \\
 &= ((x_1 + y_1 + 1) + z_1 + 1, (x_2 + y_2 + 1) + z_2 + 1) \\
 &= (x_1 + y_1 + 1, x_2 + y_2 + 1) + (z_1, z_2) \\
 &= ((x_1, x_2) + (y_1, y_2)) + (z_1, z_2) \\
 &= (\mathbf{u} + \mathbf{v}) + \mathbf{w}
 \end{aligned}$$

Property Z [272]: The zero vector is ...  $\mathbf{0} = (-1, -1)$ . Now I hear you say, “No, no, that can’t be, it must be  $(0, 0)$ !” Indulge me for a moment and let us check my proposal.

$$\mathbf{u} + \mathbf{0} = (x_1, x_2) + (-1, -1) = (x_1 + (-1) + 1, x_2 + (-1) + 1) = (x_1, x_2) = \mathbf{u}$$

Feeling better? Or worse?

Property AI [273]: For each vector,  $\mathbf{u}$ , we must locate an additive inverse,  $-\mathbf{u}$ . Here it is,  $-(x_1, x_2) = (-x_1 - 2, -x_2 - 2)$ . As odd as it may look, I hope you are withholding judgment. Check:

$$\mathbf{u} + (-\mathbf{u}) = (x_1, x_2) + (-x_1 - 2, -x_2 - 2) = (x_1 + (-x_1 - 2) + 1, -x_2 + (x_2 - 2) + 1) = (-1, -1) = \mathbf{0}$$

Property SMA [273]:

$$\begin{aligned}
 \alpha(\beta\mathbf{u}) &= \alpha(\beta(x_1, x_2)) \\
 &= \alpha(\beta x_1 + \beta - 1, \beta x_2 + \beta - 1) \\
 &= (\alpha(\beta x_1 + \beta - 1) + \alpha - 1, \alpha(\beta x_2 + \beta - 1) + \alpha - 1) \\
 &= ((\alpha\beta x_1 + \alpha\beta - \alpha) + \alpha - 1, (\alpha\beta x_2 + \alpha\beta - \alpha) + \alpha - 1) \\
 &= (\alpha\beta x_1 + \alpha\beta - 1, \alpha\beta x_2 + \alpha\beta - 1) \\
 &= (\alpha\beta)(x_1, x_2) \\
 &= (\alpha\beta)\mathbf{u}
 \end{aligned}$$

Property DVA [273]: If you have hung on so far, here’s where it gets even wilder. In the next two properties we mix and mash the two operations.

$$\begin{aligned}
 \alpha(\mathbf{u} + \mathbf{v}) &= \alpha((x_1, x_2) + (y_1, y_2)) \\
 &= \alpha(x_1 + y_1 + 1, x_2 + y_2 + 1) \\
 &= (\alpha(x_1 + y_1 + 1) + \alpha - 1, \alpha(x_2 + y_2 + 1) + \alpha - 1) \\
 &= (\alpha x_1 + \alpha y_1 + \alpha + \alpha - 1, \alpha x_2 + \alpha y_2 + \alpha + \alpha - 1) \\
 &= (\alpha x_1 + \alpha - 1 + \alpha y_1 + \alpha - 1 + 1, \alpha x_2 + \alpha - 1 + \alpha y_2 + \alpha - 1 + 1) \\
 &= ((\alpha x_1 + \alpha - 1) + (\alpha y_1 + \alpha - 1) + 1, (\alpha x_2 + \alpha - 1) + (\alpha y_2 + \alpha - 1) + 1) \\
 &= (\alpha x_1 + \alpha - 1, \alpha x_2 + \alpha - 1) + (\alpha y_1 + \alpha - 1, \alpha y_2 + \alpha - 1) \\
 &= \alpha(x_1, x_2) + \alpha(y_1, y_2) \\
 &= \alpha\mathbf{u} + \alpha\mathbf{v}
 \end{aligned}$$

Property DSA [273]:

$$(\alpha + \beta)\mathbf{u} = (\alpha + \beta)(x_1, x_2)$$



$$\begin{aligned}
 &= ((\alpha + \beta)x_1 + (\alpha + \beta) - 1, (\alpha + \beta)x_2 + (\alpha + \beta) - 1) \\
 &= (\alpha x_1 + \beta x_1 + \alpha + \beta - 1, \alpha x_2 + \beta x_2 + \alpha + \beta - 1) \\
 &= (\alpha x_1 + \alpha - 1 + \beta x_1 + \beta - 1 + 1, \alpha x_2 + \alpha - 1 + \beta x_2 + \beta - 1 + 1) \\
 &= ((\alpha x_1 + \alpha - 1) + (\beta x_1 + \beta - 1) + 1, (\alpha x_2 + \alpha - 1) + (\beta x_2 + \beta - 1) + 1) \\
 &= (\alpha x_1 + \alpha - 1, \alpha x_2 + \alpha - 1) + (\beta x_1 + \beta - 1, \beta x_2 + \beta - 1) \\
 &= \alpha(x_1, x_2) + \beta(x_1, x_2) \\
 &= \alpha \mathbf{u} + \beta \mathbf{u}
 \end{aligned}$$

Property O [273]: After all that, this one is easy, but no less pleasing.

$$1\mathbf{u} = 1(x_1, x_2) = (x_1 + 1 - 1, x_2 + 1 - 1) = (x_1, x_2) = \mathbf{u}$$

That's it,  $C$  is a vector space, as crazy as that may seem.

Notice that in the case of the zero vector and additive inverses, we only had to propose possibilities and then verify that they were the correct choices. You might try to discover how you would arrive at these choices, though you should understand why the process of discovering them is not a necessary component of the proof itself.  $\square$

## Subsection VSP Vector Space Properties

---

Subsection VS.EVS [273] has provided us with an abundance of examples of vector spaces, most of them containing useful and interesting mathematical objects along with natural operations. In this subsection we will prove some general properties of vector spaces. Some of these results will again seem obvious, but it is important to understand why it is necessary to state and prove them. A typical hypothesis will be “Let  $V$  be a vector space.” From this we may assume the ten properties of Definition VS [272], *and nothing more*. It's like starting over, as we learn about what can happen in this new algebra we are learning. But the power of this careful approach is that we can apply these theorems to any vector space we encounter — those in the previous examples, or new ones we have not yet contemplated. Or perhaps new ones that nobody has ever contemplated. We will illustrate some of these results with examples from the crazy vector space (Example CVS [276]), but mostly we are stating theorems and doing proofs. These proofs do not get too involved, but are not trivial either, so these are good theorems to try proving yourself before you study the proof given here. (See Technique P [671].)

First we show that there is just one zero vector. Notice that the properties only require there to be *at least* one, and say nothing about there possibly being more. That is because we can use the ten properties of a vector space (Definition VS [272]) to learn that there can *never* be more than one. To require that this extra condition be stated as an eleventh property would make the definition of a vector space more complicated than it needs to be.

### Theorem ZVU Zero Vector is Unique

Suppose that  $V$  is a vector space. The zero vector,  $\mathbf{0}$ , is unique.  $\square$

**Proof** To prove uniqueness, a standard technique is to suppose the existence of two objects (Technique U [669]). So let  $\mathbf{0}_1$  and  $\mathbf{0}_2$  be two zero vectors in  $V$ . Then

$$\begin{array}{ll}
 \mathbf{0}_1 = \mathbf{0}_1 + \mathbf{0}_2 & \text{Property Z [272] for } \mathbf{0}_2 \\
 = \mathbf{0}_2 + \mathbf{0}_1 & \text{Property C [272]} \\
 = \mathbf{0}_2 & \text{Property Z [272] for } \mathbf{0}_1
 \end{array}$$

This proves the uniqueness since the two zero vectors are really the same. ■

### Theorem AIU

#### Additive Inverses are Unique

Suppose that  $V$  is a vector space. For each  $\mathbf{u} \in V$ , the additive inverse,  $-\mathbf{u}$ , is unique. □

**Proof** To prove uniqueness, a standard technique is to suppose the existence of two objects (Technique U [669]). So let  $-\mathbf{u}_1$  and  $-\mathbf{u}_2$  be two additive inverses for  $\mathbf{u}$ . Then

$$\begin{aligned} -\mathbf{u}_1 &= -\mathbf{u}_1 + \mathbf{0} && \text{Property Z [272]} \\ &= -\mathbf{u}_1 + (\mathbf{u} + -\mathbf{u}_2) && \text{Property AI [273]} \\ &= (-\mathbf{u}_1 + \mathbf{u}) + -\mathbf{u}_2 && \text{Property AA [272]} \\ &= \mathbf{0} + -\mathbf{u}_2 && \text{Property AI [273]} \\ &= -\mathbf{u}_2 && \text{Property Z [272]} \end{aligned}$$

So the two additive inverses are really the same. ■

As obvious as the next three theorems appear, nowhere have we guaranteed that the zero scalar, scalar multiplication and the zero vector all interact this way. Until we have proved it, anyway.

### Theorem ZSSM

#### Zero Scalar in Scalar Multiplication

Suppose that  $V$  is a vector space and  $\mathbf{u} \in V$ . Then  $0\mathbf{u} = \mathbf{0}$ . □

**Proof** Notice that  $0$  is a scalar,  $\mathbf{u}$  is a vector, so Property SC [272] says  $0\mathbf{u}$  is again a vector. As such,  $0\mathbf{u}$  has an additive inverse,  $-(0\mathbf{u})$  by Property AI [273].

$$\begin{aligned} 0\mathbf{u} &= \mathbf{0} + 0\mathbf{u} && \text{Property Z [272]} \\ &= (-(0\mathbf{u}) + 0\mathbf{u}) + 0\mathbf{u} && \text{Property AI [273]} \\ &= -(0\mathbf{u}) + (0\mathbf{u} + 0\mathbf{u}) && \text{Property AA [272]} \\ &= -(0\mathbf{u}) + (0 + 0)\mathbf{u} && \text{Property DSA [273]} \\ &= -(0\mathbf{u}) + 0\mathbf{u} && \text{Property ZCN [656]} \\ &= \mathbf{0} && \text{Property AI [273]} \end{aligned}$$

Here's another theorem that *looks* like it should be obvious, but is still in need of a proof. ■

### Theorem ZVSM

#### Zero Vector in Scalar Multiplication

Suppose that  $V$  is a vector space and  $\alpha \in \mathbb{C}$ . Then  $\alpha\mathbf{0} = \mathbf{0}$ . □

**Proof** Notice that  $\alpha$  is a scalar,  $\mathbf{0}$  is a vector, so Property SC [272] means  $\alpha\mathbf{0}$  is again a vector. As such,  $\alpha\mathbf{0}$  has an additive inverse,  $-(\alpha\mathbf{0})$  by Property AI [273].

$$\begin{aligned} \alpha\mathbf{0} &= \mathbf{0} + \alpha\mathbf{0} && \text{Property Z [272]} \\ &= (-(\alpha\mathbf{0}) + \alpha\mathbf{0}) + \alpha\mathbf{0} && \text{Property AI [273]} \\ &= -(\alpha\mathbf{0}) + (\alpha\mathbf{0} + \alpha\mathbf{0}) && \text{Property AA [272]} \\ &= -(\alpha\mathbf{0}) + \alpha(\mathbf{0} + \mathbf{0}) && \text{Property DVA [273]} \\ &= -(\alpha\mathbf{0}) + \alpha\mathbf{0} && \text{Property Z [272]} \\ &= \mathbf{0} && \text{Property AI [273]} \end{aligned}$$

Here's another one that sure looks obvious. But understand that we have chosen to use certain notation because it makes the theorem's conclusion look so nice. The theorem is not true because the notation looks so good, it still needs a proof. If we had really wanted to make this point, ■

we might have defined the additive inverse of  $\mathbf{u}$  as  $\mathbf{u}^\sharp$ . Then we would have written the defining property, Property AI [273], as  $\mathbf{u} + \mathbf{u}^\sharp = \mathbf{0}$ . This theorem would become  $\mathbf{u}^\sharp = (-1)\mathbf{u}$ . Not really quite as pretty, is it?

### Theorem AISM

#### Additive Inverses from Scalar Multiplication

Suppose that  $V$  is a vector space and  $\mathbf{u} \in V$ . Then  $-\mathbf{u} = (-1)\mathbf{u}$ . □

#### Proof

$$\begin{aligned}
 -\mathbf{u} &= -\mathbf{u} + \mathbf{0} && \text{Property Z [272]} \\
 &= -\mathbf{u} + 0\mathbf{u} && \text{Theorem ZSSM [279]} \\
 &= -\mathbf{u} + (1 + (-1))\mathbf{u} \\
 &= -\mathbf{u} + (1\mathbf{u} + (-1)\mathbf{u}) && \text{Property DSA [273]} \\
 &= -\mathbf{u} + (\mathbf{u} + (-1)\mathbf{u}) && \text{Property O [273]} \\
 &= (-\mathbf{u} + \mathbf{u}) + (-1)\mathbf{u} && \text{Property AA [272]} \\
 &= \mathbf{0} + (-1)\mathbf{u} && \text{Property AI [273]} \\
 &= (-1)\mathbf{u} && \text{Property Z [272]}
 \end{aligned}$$

■

Because of this theorem, we can now write linear combinations like  $6\mathbf{u}_1 + (-4)\mathbf{u}_2$  as  $6\mathbf{u}_1 - 4\mathbf{u}_2$ , even though we have not formally defined an operation called **vector subtraction**. Our next theorem is a bit different from several of the others in the list. Rather than making a declaration (“the zero vector is unique”) it is an implication (“if . . . , then . . .”) and so can be used in proofs to convert a vector equality into two possibilities, one a scalar equality and the other a vector equality. It should remind you of the situation for complex numbers. If  $\alpha, \beta \in \mathbb{C}$  and  $\alpha\beta = 0$ , then  $\alpha = 0$  or  $\beta = 0$ . This critical property is the driving force behind using a factorization to solve a polynomial equation.

### Theorem SMEZV

#### Scalar Multiplication Equals the Zero Vector

Suppose that  $V$  is a vector space and  $\alpha \in \mathbb{C}$ . If  $\alpha\mathbf{u} = \mathbf{0}$ , then either  $\alpha = 0$  or  $\mathbf{u} = \mathbf{0}$ . □

**Proof** We prove this theorem by breaking up the analysis into two cases. The first seems too trivial, and it is, but the logic of the argument is still legitimate.

Case 1. Suppose  $\alpha = 0$ . In this case our conclusion is true (the first part of the either/or is true) and we are done. That was easy.

Case 2. Suppose  $\alpha \neq 0$ .

$$\begin{aligned}
 \mathbf{u} &= 1\mathbf{u} && \text{Property O [273]} \\
 &= \left(\frac{1}{\alpha}\alpha\right)\mathbf{u} && \alpha \neq 0 \\
 &= \frac{1}{\alpha}(\alpha\mathbf{u}) && \text{Property SMA [273]} \\
 &= \frac{1}{\alpha}(\mathbf{0}) && \text{Hypothesis} \\
 &= \mathbf{0} && \text{Theorem ZVSM [279]}
 \end{aligned}$$

So in this case, the conclusion is true (the second part of the either/or is true) and we are done since the conclusion was true in each of the two cases. ■

### Example PCVS

#### Properties for the Crazy Vector Space

Several of the above theorems have interesting demonstrations when applied to the crazy vector space,  $C$  (Example CVS [276]). We are not proving anything new here, or learning anything we

did not know already about  $C$ . It is just plain fun to see how these general theorems apply in a specific instance. For most of our examples, the applications are obvious or trivial, but not with  $C$ .

Suppose  $\mathbf{u} \in C$ .

Then, as given by Theorem ZSSM [279],

$$0\mathbf{u} = 0(x_1, x_2) = (0x_1 + 0 - 1, 0x_2 + 0 - 1) = (-1, -1) = \mathbf{0}$$

And as given by Theorem ZVSM [279],

$$\begin{aligned} \alpha\mathbf{0} &= \alpha(-1, -1) = (\alpha(-1) + \alpha - 1, \alpha(-1) + \alpha - 1) \\ &= (-\alpha + \alpha - 1, -\alpha + \alpha - 1) = (-1, -1) = \mathbf{0} \end{aligned}$$

Finally, as given by Theorem AISM [280],

$$\begin{aligned} (-1)\mathbf{u} &= (-1)(x_1, x_2) = ((-1)x_1 + (-1) - 1, (-1)x_2 + (-1) - 1) \\ &= (-x_1 - 2, -x_2 - 2) = -\mathbf{u} \end{aligned}$$

□

## Subsection RD Recycling Definitions

---

When we say that  $V$  is a vector space, we then know we have a set of objects (the “vectors”), but we also know we have been provided with two operations (“vector addition” and “scalar multiplication”) and these operations behave with these objects according to the ten properties of Definition VS [272]. One combines two vectors and produces a vector, the other takes a scalar and a vector, producing a vector as the result. So if  $\mathbf{u}_1, \mathbf{u}_2, \mathbf{u}_3 \in V$  then an expression like

$$5\mathbf{u}_1 + 7\mathbf{u}_2 - 13\mathbf{u}_3$$

would be unambiguous in *any* of the vector spaces we have discussed in this section. And the resulting object would be another vector in the vector space. If you were tempted to call the above expression a linear combination, you would be right. Four of the definitions that were central to our discussions in Chapter V [81] were stated in the context of vectors being *column vectors*, but were purposely kept broad enough that they could be applied in the context of any vector space. They only rely on the presence of scalars, vectors, vector addition and scalar multiplication to make sense. We will restate them shortly, unchanged, except that their titles and acronyms no longer refer to column vectors, and the hypothesis of being in a vector space has been added. Take the time now to look forward and review each one, and begin to form some connections to what we have done earlier and what we will be doing in subsequent sections and chapters. Specifically, compare the following pairs of definitions:

Definition LCCV [88] and Definition LC [290]

Definition SSCV [110] and Definition SS [291]

Definition RLDCV [129] and Definition RLD [301]

Definition LICV [129] and Definition LI [301]

## Subsection READ Reading Questions

---

1. Comment on how the vector space  $\mathbb{C}^m$  went from a theorem (Theorem VSPCV [84]) to an example (Example VSCV [274]).

2. In the crazy vector space,  $C$ , (Example CVS [276]) compute the linear combination

$$2(3, 4) + (-6)(1, 2).$$

3. Suppose that  $\alpha$  is a scalar and  $\mathbf{0}$  is the zero vector. Why should we prove anything as obvious as  $\alpha\mathbf{0} = \mathbf{0}$  such as we did in Theorem ZVSM [279]?

## Subsection EXC

### Exercises

---

**M10** Define a possibly new vector space by beginning with the set and vector addition from  $\mathbb{C}^2$  (Example VSCV [274]) but change the definition of scalar multiplication to

$$\alpha \mathbf{x} = \mathbf{0} = \begin{bmatrix} 0 \\ 0 \end{bmatrix} \quad \alpha \in \mathbb{C}, \mathbf{x} \in \mathbb{C}^2$$

Prove that the first nine properties required for a vector space hold, but Property O [273] does not hold.

This example shows us that we cannot expect to be able to derive Property O [273] as a consequence of assuming the first nine properties. In other words, we cannot slim down our list of properties by jettisoning the last one, and still have the same collection of objects qualify as vector spaces.

Contributed by Robert Beezer

**T10** Prove each of the ten properties of Definition VS [272] for each of the following examples of a vector space:

Example VSP [274]

Example VSIS [275]

Example VSF [275]

Example VSS [276]

Contributed by Robert Beezer

The next three problems suggest that under the right situations we can “cancel.” In practice, these techniques should be avoided in other proofs. Prove each of the following statements.

**T21** Suppose that  $V$  is a vector space, and  $\mathbf{u}, \mathbf{v}, \mathbf{w} \in V$ . If  $\mathbf{w} + \mathbf{u} = \mathbf{w} + \mathbf{v}$ , then  $\mathbf{u} = \mathbf{v}$ .

Contributed by Robert Beezer Solution [284]

**T22** Suppose  $V$  is a vector space,  $\mathbf{u}, \mathbf{v} \in V$  and  $\alpha$  is a nonzero scalar from  $\mathbb{C}$ . If  $\alpha \mathbf{u} = \alpha \mathbf{v}$ , then  $\mathbf{u} = \mathbf{v}$ .

Contributed by Robert Beezer Solution [284]

**T23** Suppose  $V$  is a vector space,  $\mathbf{u} \neq \mathbf{0}$  is a vector in  $V$  and  $\alpha, \beta \in \mathbb{C}$ . If  $\alpha \mathbf{u} = \beta \mathbf{u}$ , then  $\alpha = \beta$ .

Contributed by Robert Beezer Solution [284]

## Subsection SOL Solutions

---

**T21** Contributed by Robert Beezer Statement [283]

$$\begin{aligned}
 \mathbf{u} &= \mathbf{0} + \mathbf{u} && \text{Property Z [272]} \\
 &= (-\mathbf{w} + \mathbf{w}) + \mathbf{u} && \text{Property AI [273]} \\
 &= -\mathbf{w} + (\mathbf{w} + \mathbf{u}) && \text{Property AA [272]} \\
 &= -\mathbf{w} + (\mathbf{w} + \mathbf{v}) && \text{Hypothesis} \\
 &= (-\mathbf{w} + \mathbf{w}) + \mathbf{v} && \text{Property AA [272]} \\
 &= \mathbf{0} + \mathbf{v} && \text{Property AI [273]} \\
 &= \mathbf{v} && \text{Property Z [272]}
 \end{aligned}$$

**T22** Contributed by Robert Beezer Statement [283]

$$\begin{aligned}
 \mathbf{u} &= 1\mathbf{u} && \text{Property O [273]} \\
 &= \left(\frac{1}{\alpha}\alpha\right)\mathbf{u} && \alpha \neq 0 \\
 &= \frac{1}{\alpha}(\alpha\mathbf{u}) && \text{Property SMA [273]} \\
 &= \frac{1}{\alpha}(\alpha\mathbf{v}) && \text{Hypothesis} \\
 &= \left(\frac{1}{\alpha}\alpha\right)\mathbf{v} && \text{Property SMA [273]} \\
 &= 1\mathbf{v} \\
 &= \mathbf{v} && \text{Property O [273]}
 \end{aligned}$$

**T23** Contributed by Robert Beezer Statement [283]

$$\begin{aligned}
 \mathbf{0} &= \alpha\mathbf{u} + -(\alpha\mathbf{u}) && \text{Property AI [273]} \\
 &= \beta\mathbf{u} + -(\alpha\mathbf{u}) && \text{Hypothesis} \\
 &= \beta\mathbf{u} + (-1)(\alpha\mathbf{u}) && \text{Theorem AISM [280]} \\
 &= \beta\mathbf{u} + ((-1)\alpha)\mathbf{u} && \text{Property SMA [273]} \\
 &= \beta\mathbf{u} + (-\alpha)\mathbf{u} \\
 &= (\beta - \alpha)\mathbf{u} && \text{Property DSA [273]}
 \end{aligned}$$

By hypothesis,  $\mathbf{u} \neq \mathbf{0}$ , so Theorem SMEZV [280] implies

$$\begin{aligned}
 0 &= \beta - \alpha \\
 \alpha &= \beta
 \end{aligned}$$

## Section S

### Subspaces

A subspace is a vector space that is contained within another vector space. So every subspace is a vector space in its own right, but it is also defined relative to some other (larger) vector space. We will discover shortly that we are already familiar with a wide variety of subspaces from previous sections. Here's the definition.

#### Definition S

##### Subspace

Suppose that  $V$  and  $W$  are two vector spaces that have identical definitions of vector addition and scalar multiplication, and that  $W$  is a subset of  $V$ ,  $W \subseteq V$ . Then  $W$  is a **subspace** of  $V$ .  $\triangle$

Lets look at an example of a vector space inside another vector space.

#### Example SC3

##### A subspace of $\mathbb{C}^3$

We know that  $\mathbb{C}^3$  is a vector space (Example VSCV [274]). Consider the subset,

$$W = \left\{ \begin{bmatrix} x_1 \\ x_2 \\ x_3 \end{bmatrix} \mid 2x_1 - 5x_2 + 7x_3 = 0 \right\}$$

It is clear that  $W \subseteq \mathbb{C}^3$ , since the objects in  $W$  are column vectors of size 3. But is  $W$  a vector space? Does it satisfy the ten properties of Definition VS [272] when we use the same operations?

That is the main question. Suppose  $\mathbf{x} = \begin{bmatrix} x_1 \\ x_2 \\ x_3 \end{bmatrix}$  and  $\mathbf{y} = \begin{bmatrix} y_1 \\ y_2 \\ y_3 \end{bmatrix}$  are vectors from  $W$ . Then we know

that these vectors cannot be totally arbitrary, they must have gained membership in  $W$  by virtue of meeting the membership test. For example, we know that  $\mathbf{x}$  must satisfy  $2x_1 - 5x_2 + 7x_3 = 0$  while  $\mathbf{y}$  must satisfy  $2y_1 - 5y_2 + 7y_3 = 0$ . Our first property (Property AC [272]) asks the question, is  $\mathbf{x} + \mathbf{y} \in W$ ? When our set of vectors was  $\mathbb{C}^3$ , this was an easy question to answer. Now it is not so obvious. Notice first that

$$\mathbf{x} + \mathbf{y} = \begin{bmatrix} x_1 \\ x_2 \\ x_3 \end{bmatrix} + \begin{bmatrix} y_1 \\ y_2 \\ y_3 \end{bmatrix} = \begin{bmatrix} x_1 + y_1 \\ x_2 + y_2 \\ x_3 + y_3 \end{bmatrix}$$

and we can test this vector for membership in  $W$  as follows,

$$\begin{aligned} 2(x_1 + y_1) - 5(x_2 + y_2) + 7(x_3 + y_3) &= 2x_1 + 2y_1 - 5x_2 - 5y_2 + 7x_3 + 7y_3 \\ &= (2x_1 - 5x_2 + 7x_3) + (2y_1 - 5y_2 + 7y_3) \\ &= 0 + 0 && \mathbf{x} \in W, \mathbf{y} \in W \\ &= 0 \end{aligned}$$

and by this computation we see that  $\mathbf{x} + \mathbf{y} \in W$ . One property down, nine to go.

If  $\alpha$  is a scalar and  $\mathbf{x} \in W$ , is it always true that  $\alpha\mathbf{x} \in W$ ? This is what we need to establish Property SC [272]. Again, the answer is not as obvious as it was when our set of vectors was all of  $\mathbb{C}^3$ . Let's see.

$$\alpha\mathbf{x} = \alpha \begin{bmatrix} x_1 \\ x_2 \\ x_3 \end{bmatrix} = \begin{bmatrix} \alpha x_1 \\ \alpha x_2 \\ \alpha x_3 \end{bmatrix}$$

and we can test this vector for membership in  $W$  with

$$2(\alpha x_1) - 5(\alpha x_2) + 7(\alpha x_3) = \alpha(2x_1 - 5x_2 + 7x_3)$$



$$\begin{aligned} &= \alpha \mathbf{0} && \mathbf{x} \in W \\ &= \mathbf{0} \end{aligned}$$

and we see that indeed  $\alpha \mathbf{x} \in W$ . Always.

If  $W$  has a zero vector, it will be unique (Theorem ZVU [278]). The zero vector for  $\mathbb{C}^3$  should also perform the required duties when added to elements of  $W$ . So the likely candidate for a zero vector in  $W$  is the same zero vector that we know  $\mathbb{C}^3$  has. You can check that  $\mathbf{0} = \begin{bmatrix} 0 \\ 0 \\ 0 \end{bmatrix}$  is a zero vector in  $W$  too (Property Z [272]).

With a zero vector, we can now ask about additive inverses (Property AI [273]). As you might suspect, the natural candidate for an additive inverse in  $W$  is the same as the additive inverse from  $\mathbb{C}^3$ . However, we must insure that these additive inverses actually are elements of  $W$ . Given  $\mathbf{x} \in W$ , is  $-\mathbf{x} \in W$ ?

$$-\mathbf{x} = \begin{bmatrix} -x_1 \\ -x_2 \\ -x_3 \end{bmatrix}$$

and we can test this vector for membership in  $W$  with

$$\begin{aligned} 2(-x_1) - 5(-x_2) + 7(-x_3) &= -(2x_1 - 5x_2 + 7x_3) \\ &= -0 && \mathbf{x} \in W \\ &= 0 \end{aligned}$$

and we now believe that  $-\mathbf{x} \in W$ .

Is the vector addition in  $W$  commutative (Property C [272])? Is  $\mathbf{x} + \mathbf{y} = \mathbf{y} + \mathbf{x}$ ? Of course! Nothing about restricting the scope of our set of vectors will prevent the operation from still being commutative. Indeed, the remaining five properties are unaffected by the transition to a smaller set of vectors, and so remain true. That was convenient.

So  $W$  satisfies all ten properties, is therefore a vector space, and thus earns the title of being a subspace of  $\mathbb{C}^3$ .  $\square$

## Subsection TS

### Testing Subspaces

---

In Example SC3 [285] we proceeded through all ten of the vector space properties before believing that a subset was a subspace. But six of the properties were easy to prove, and we can lean on some of the properties of the vector space (the superset) to make the other four easier. Here is a theorem that will make it easier to test if a subset is a vector space. A shortcut if there ever was one.

#### Theorem TSS

##### Testing Subsets for Subspaces

Suppose that  $V$  is a vector space and  $W$  is a subset of  $V$ ,  $W \subseteq V$ . Endow  $W$  with the same operations as  $V$ . Then  $W$  is a subspace if and only if three conditions are met

1.  $W$  is non-empty,  $W \neq \emptyset$ .
2. If  $\mathbf{x} \in W$  and  $\mathbf{y} \in W$ , then  $\mathbf{x} + \mathbf{y} \in W$ .
3. If  $\alpha \in \mathbb{C}$  and  $\mathbf{x} \in W$ , then  $\alpha \mathbf{x} \in W$ .

$\square$

**Proof** ( $\Rightarrow$ ) We have the hypothesis that  $W$  is a subspace, so by Definition VS [272] we know that  $W$  contains a zero vector. This is enough to show that  $W \neq \emptyset$ . Also, since  $W$  is a vector space it

satisfies the additive and scalar multiplication closure properties, and so exactly meets the second and third conditions. If that was easy, the the other direction might require a bit more work.

( $\Leftarrow$ ) We have three properties for our hypothesis, and from this we should conclude that  $W$  has the ten defining properties of a vector space. The second and third conditions of our hypothesis are exactly Property AC [272] and Property SC [272]. Our hypothesis that  $V$  is a vector space implies that Property C [272], Property AA [272], Property SMA [273], Property DVA [273], Property DSA [273] and Property O [273] all hold. They continue to be true for vectors from  $W$  since passing to a subset, and keeping the operation the same, leaves their statements unchanged. Eight down, two to go.

Suppose  $\mathbf{x} \in W$ . Then by the third part of our hypothesis (scalar closure), we know that  $(-1)\mathbf{x} \in W$ . By Theorem AISM [280]  $(-1)\mathbf{x} = -\mathbf{x}$ , so together these statements show us that  $-\mathbf{x} \in W$ .  $-\mathbf{x}$  is the additive inverse of  $\mathbf{x}$  in  $V$ , but will continue in this role when viewed as element of the subset  $W$ . So every element of  $W$  has an additive inverse that is an element of  $W$  and Property AI [273] is completed. Just one property left.

While we have implicitly discussed the zero vector in the previous paragraph, we need to be certain that the zero vector (of  $V$ ) really lives in  $W$ . Since  $W$  is non-empty, we can choose some vector  $\mathbf{z} \in W$ . Then by the argument in the previous paragraph, we know  $-\mathbf{z} \in W$ . Now by Property AI [273] for  $V$  and then by the second part of our hypothesis (additive closure) we see that

$$\mathbf{0} = \mathbf{z} + (-\mathbf{z}) \in W$$

So  $W$  contain the zero vector from  $V$ . Since this vector performs the required duties of a zero vector in  $V$ , it will continue in that role as an element of  $W$ . This gives us, Property Z [272], the final property of the ten required. (Sarah Fellez contributed to this proof.)

■

So just three conditions, plus being a subset of a known vector space, gets us all ten properties. Fabulous! This theorem can be paraphrased by saying that a subspace is “a non-empty subset (of a vector space) that is closed under vector addition and scalar multiplication.”

You might want to go back and rework Example SC3 [285] in light of this result, perhaps seeing where we can now economize or where the work done in the example mirrored the proof and where it did not. We will press on and apply this theorem in a slightly more abstract setting.

**Example SP4**

**A subspace of  $P_4$**

$P_4$  is the vector space of polynomials with degree at most 4 (Example VSP [274]). Define a subset  $W$  as

$$W = \{p(x) \mid p \in P_4, p(2) = 0\}$$

so  $W$  is the collection of those polynomials (with degree 4 or less) whose graphs cross the  $x$ -axis at  $x = 2$ . Whenever we encounter a new set it is a good idea to gain a better understanding of the set by finding a few elements in the set, and a few outside it. For example  $x^2 - x - 2 \in W$ , while  $x^4 + x^3 - 7 \notin W$ .

Is  $W$  nonempty? Yes,  $x - 2 \in W$ .

Additive closure? Suppose  $p \in W$  and  $q \in W$ . Is  $p + q \in W$ ?  $p$  and  $q$  are not totally arbitrary, we know that  $p(2) = 0$  and  $q(2) = 0$ . Then we can check  $p + q$  for membership in  $W$ ,

$$\begin{aligned} (p + q)(2) &= p(2) + q(2) && \text{Addition in } P_4 \\ &= 0 + 0 && p \in W, q \in W \\ &= 0 \end{aligned}$$

so we see that  $p + q$  qualifies for membership in  $W$ .

Scalar multiplication closure? Suppose that  $\alpha \in \mathbb{C}$  and  $p \in W$ . Then we know that  $p(2) = 0$ . Testing  $\alpha p$  for membership,

$$(\alpha p)(2) = \alpha p(2) \qquad \text{Scalar multiplication in } P_4$$

$$\begin{aligned} &= \alpha \mathbf{0} & p \in W \\ &= 0 \end{aligned}$$

so  $\alpha p \in W$ .

We have shown that  $W$  meets the three conditions of Theorem TSS [286] and so qualifies as a subspace of  $P_4$ . Notice that by Definition S [285] we now know that  $W$  is also a vector space. So all the properties of a vector space (Definition VS [272]) and the theorems of Section VS [272] apply in full. □

Much of the power of Theorem TSS [286] is that we can easily establish new vector spaces if we can locate them as subsets of other vector spaces, such as the ones presented in Subsection VS.EVS [273].

It can be as instructive to consider some subsets that are *not* subspaces. Since Theorem TSS [286] is an equivalence (see Technique E [666]) we can be assured that a subset is not a subspace if it violates one of the three conditions, and in any example of interest this will not be the “non-empty” condition. However, since a subspace has to be a vector space in its own right, we can also search for a violation of any one of the ten defining properties in Definition VS [272] or any inherent property of a vector space, such as those given by the basic theorems of Subsection VS.VSP [278]. Notice also that a violation need only be for a specific vector or pair of vectors.

### Example NSC2Z

#### A non-subspace in $\mathbb{C}^2$ , zero vector

Consider the subset  $W$  below as a candidate for being a subspace of  $\mathbb{C}^2$

$$W = \left\{ \begin{bmatrix} x_1 \\ x_2 \end{bmatrix} \mid 3x_1 - 5x_2 = 12 \right\}$$

The zero vector of  $\mathbb{C}^2$ ,  $\mathbf{0} = \begin{bmatrix} 0 \\ 0 \end{bmatrix}$  will need to be the zero vector in  $W$  also. However,  $\mathbf{0} \notin W$  since  $3(0) - 5(0) = 0 \neq 12$ . So  $W$  has no zero vector and fails Property Z [272] of Definition VS [272]. This subspace also fails to be closed under addition and scalar multiplication. Can you find examples of this? □

### Example NSC2A

#### A non-subspace in $\mathbb{C}^2$ , additive closure

Consider the subset  $X$  below as a candidate for being a subspace of  $\mathbb{C}^2$

$$X = \left\{ \begin{bmatrix} x_1 \\ x_2 \end{bmatrix} \mid x_1 x_2 = 0 \right\}$$

You can check that  $\mathbf{0} \in X$ , so the approach of the last example will not get us anywhere. However, notice that  $\mathbf{x} = \begin{bmatrix} 1 \\ 0 \end{bmatrix} \in X$  and  $\mathbf{y} = \begin{bmatrix} 0 \\ 1 \end{bmatrix} \in X$ . Yet

$$\mathbf{x} + \mathbf{y} = \begin{bmatrix} 1 \\ 0 \end{bmatrix} + \begin{bmatrix} 0 \\ 1 \end{bmatrix} = \begin{bmatrix} 1 \\ 1 \end{bmatrix} \notin X$$

So  $X$  fails the additive closure requirement of either Property AC [272] or Theorem TSS [286], and is therefore not a subspace. □

### Example NSC2S

#### A non-subspace in $\mathbb{C}^2$ , scalar multiplication closure

Consider the subset  $Y$  below as a candidate for being a subspace of  $\mathbb{C}^2$

$$Y = \left\{ \begin{bmatrix} x_1 \\ x_2 \end{bmatrix} \mid x_1 \in \mathbb{Z}, x_2 \in \mathbb{Z} \right\}$$

$\mathbb{Z}$  is the set of integers, so we are only allowing “whole numbers” as the constituents of our vectors. Now,  $\mathbf{0} \in Y$ , and additive closure also holds (can you prove these claims?). So we will have to try something different. Note that  $\alpha = \frac{1}{2} \in \mathbb{C}$  and  $\begin{bmatrix} 2 \\ 3 \end{bmatrix} \in Y$ , but

$$\alpha \mathbf{x} = \frac{1}{2} \begin{bmatrix} 2 \\ 3 \end{bmatrix} = \begin{bmatrix} 1 \\ \frac{3}{2} \end{bmatrix} \notin Y$$

So  $Y$  fails the scalar multiplication closure requirement of either Property SC [272] or Theorem TSS [286], and is therefore not a subspace.  $\square$

There are two examples of subspaces that are trivial. Suppose that  $V$  is any vector space. Then  $V$  is a subset of itself and is a vector space. By Definition S [285],  $V$  qualifies as a subspace of itself. The set containing just the zero vector  $Z = \{\mathbf{0}\}$  is also a subspace as can be seen by applying Theorem TSS [286] or by simple modifications of the techniques hinted at in Example VSS [276]. Since these subspaces are so obvious (and therefore not too interesting) we will refer to them as being trivial.

### Definition TS

#### Trivial Subspaces

Given the vector space  $V$ , the subspaces  $V$  and  $\{\mathbf{0}\}$  are each called a **trivial subspace**.  $\triangle$

We can also use Theorem TSS [286] to prove more general statements about subspaces, as illustrated in the next theorem.

### Theorem NSMS

#### Null Space of a Matrix is a Subspace

Suppose that  $A$  is an  $m \times n$  matrix. Then the null space of  $A$ ,  $\mathcal{N}(A)$ , is a subspace of  $\mathbb{C}^n$ .  $\square$

**Proof** We will examine the three requirements of Theorem TSS [286]. Recall that  $\mathcal{N}(A) = \{\mathbf{x} \in \mathbb{C}^n \mid A\mathbf{x} = \mathbf{0}\}$ .

First,  $\mathbf{0} \in \mathcal{N}(A)$ , which can be inferred as a consequence of Theorem HSC [60]. So  $\mathcal{N}(A) \neq \emptyset$ .

Second, check additive closure by supposing that  $\mathbf{x} \in \mathcal{N}(A)$  and  $\mathbf{y} \in \mathcal{N}(A)$ . So we know a little something about  $\mathbf{x}$  and  $\mathbf{y}$ :  $A\mathbf{x} = \mathbf{0}$  and  $A\mathbf{y} = \mathbf{0}$ , and that is all we know. Question: Is  $\mathbf{x} + \mathbf{y} \in \mathcal{N}(A)$ ? Let's check.

$$\begin{aligned} A(\mathbf{x} + \mathbf{y}) &= A\mathbf{x} + A\mathbf{y} && \text{Theorem MMDAA [196]} \\ &= \mathbf{0} + \mathbf{0} && \mathbf{x} \in \mathcal{N}(A), \mathbf{y} \in \mathcal{N}(A) \\ &= \mathbf{0} && \text{Theorem VSPCV [84]} \end{aligned}$$

So, yes,  $\mathbf{x} + \mathbf{y}$  qualifies for membership in  $\mathcal{N}(A)$ .

Third, check scalar multiplication closure by supposing that  $\alpha \in \mathbb{C}$  and  $\mathbf{x} \in \mathcal{N}(A)$ . So we know a little something about  $\mathbf{x}$ :  $A\mathbf{x} = \mathbf{0}$ , and that is all we know. Question: Is  $\alpha\mathbf{x} \in \mathcal{N}(A)$ ? Let's check.

$$\begin{aligned} A(\alpha\mathbf{x}) &= \alpha(A\mathbf{x}) && \text{Theorem MMSMM [197]} \\ &= \alpha\mathbf{0} && \mathbf{x} \in \mathcal{N}(A) \\ &= \mathbf{0} && \text{Theorem ZVSM [279]} \end{aligned}$$

So, yes,  $\alpha\mathbf{x}$  qualifies for membership in  $\mathcal{N}(A)$ .

Having met the three conditions in Theorem TSS [286] we can now say that the null space of a matrix is a subspace (and hence a vector space in its own right!).  $\blacksquare$

Here is an example where we can exercise Theorem NSMS [289].

### Example RSNS

#### Recasting a subspace as a null space

Consider the subset of  $\mathbb{C}^5$  defined as

$$W = \left\{ \begin{array}{l} \begin{bmatrix} x_1 \\ x_2 \\ x_3 \\ x_4 \\ x_5 \end{bmatrix} \mid \begin{array}{l} 3x_1 + x_2 - 5x_3 + 7x_4 + x_5 = 0, \\ 4x_1 + 6x_2 + 3x_3 - 6x_4 - 5x_5 = 0, \\ -2x_1 + 4x_2 + 7x_4 + x_5 = 0 \end{array} \end{array} \right\}$$

It is possible to show that  $W$  is a subspace of  $\mathbb{C}^5$  by checking the three conditions of Theorem TSS [286] directly, but it will get tedious rather quickly. Instead, give  $W$  a fresh look and notice that it is a set of solutions to a homogeneous system of equations. Define the matrix

$$A = \begin{bmatrix} 3 & 1 & -5 & 7 & 1 \\ 4 & 6 & 3 & -6 & -5 \\ -2 & 4 & 0 & 7 & 1 \end{bmatrix}$$

and then recognize that  $W = \mathcal{N}(A)$ . By Theorem NSMS [289] we can immediately see that  $W$  is a subspace. Boom!  $\square$

## Subsection TSS The Span of a Set

The span of a set of column vectors got a heavy workout in Chapter V [81] and Chapter M [178]. The definition of the span depended only on being able to formulate linear combinations. In any of our more general vector spaces we always have a definition of vector addition and of scalar multiplication. So we can build linear combinations and manufacture spans. This subsection contains two definitions that are just mild variants of definitions we have seen earlier for column vectors. If you haven't already, compare them with Definition LCCV [88] and Definition SSCV [110].

### Definition LC Linear Combination

Suppose that  $V$  is a vector space. Given  $n$  vectors  $\mathbf{u}_1, \mathbf{u}_2, \mathbf{u}_3, \dots, \mathbf{u}_n$  and  $n$  scalars  $\alpha_1, \alpha_2, \alpha_3, \dots, \alpha_n$ , their **linear combination** is the vector

$$\alpha_1 \mathbf{u}_1 + \alpha_2 \mathbf{u}_2 + \alpha_3 \mathbf{u}_3 + \cdots + \alpha_n \mathbf{u}_n.$$

$\triangle$

### Example LCM A linear combination of matrices

In the vector space  $M_{23}$  of  $2 \times 3$  matrices, we have the vectors

$$\mathbf{x} = \begin{bmatrix} 1 & 3 & -2 \\ 2 & 0 & 7 \end{bmatrix} \quad \mathbf{y} = \begin{bmatrix} 3 & -1 & 2 \\ 5 & 5 & 1 \end{bmatrix} \quad \mathbf{z} = \begin{bmatrix} 4 & 2 & -4 \\ 1 & 1 & 1 \end{bmatrix}$$

and we can form linear combinations such as

$$\begin{aligned} 2\mathbf{x} + 4\mathbf{y} + (-1)\mathbf{z} &= 2 \begin{bmatrix} 1 & 3 & -2 \\ 2 & 0 & 7 \end{bmatrix} + 4 \begin{bmatrix} 3 & -1 & 2 \\ 5 & 5 & 1 \end{bmatrix} + (-1) \begin{bmatrix} 4 & 2 & -4 \\ 1 & 1 & 1 \end{bmatrix} \\ &= \begin{bmatrix} 2 & 6 & -4 \\ 4 & 0 & 14 \end{bmatrix} + \begin{bmatrix} 12 & -4 & 8 \\ 20 & 20 & 4 \end{bmatrix} + \begin{bmatrix} -4 & -2 & 4 \\ -1 & -1 & -1 \end{bmatrix} \\ &= \begin{bmatrix} 10 & 0 & 8 \\ 23 & 19 & 17 \end{bmatrix} \end{aligned}$$

or,

$$\begin{aligned} 4\mathbf{x} - 2\mathbf{y} + 3\mathbf{z} &= 4 \begin{bmatrix} 1 & 3 & -2 \\ 2 & 0 & 7 \end{bmatrix} - 2 \begin{bmatrix} 3 & -1 & 2 \\ 5 & 5 & 1 \end{bmatrix} + 3 \begin{bmatrix} 4 & 2 & -4 \\ 1 & 1 & 1 \end{bmatrix} \\ &= \begin{bmatrix} 4 & 12 & -8 \\ 8 & 0 & 28 \end{bmatrix} + \begin{bmatrix} -6 & 2 & -4 \\ -10 & -10 & -2 \end{bmatrix} + \begin{bmatrix} 12 & 6 & -12 \\ 3 & 3 & 3 \end{bmatrix} \\ &= \begin{bmatrix} 10 & 20 & -24 \\ 1 & -7 & 29 \end{bmatrix} \end{aligned}$$

⊠

When we realize that we can form linear combinations in any vector space, then it is natural to revisit our definition of the span of a set, since it is the set of *all* possible linear combinations of a set of vectors.

### Definition SS Span of a Set

Suppose that  $V$  is a vector space. Given a set of vectors  $S = \{\mathbf{u}_1, \mathbf{u}_2, \mathbf{u}_3, \dots, \mathbf{u}_t\}$ , their **span**,  $\langle S \rangle$ , is the set of all possible linear combinations of  $\mathbf{u}_1, \mathbf{u}_2, \mathbf{u}_3, \dots, \mathbf{u}_t$ . Symbolically,

$$\begin{aligned} \langle S \rangle &= \{ \alpha_1 \mathbf{u}_1 + \alpha_2 \mathbf{u}_2 + \alpha_3 \mathbf{u}_3 + \dots + \alpha_t \mathbf{u}_t \mid \alpha_i \in \mathbb{C}, 1 \leq i \leq t \} \\ &= \left\{ \sum_{i=1}^t \alpha_i \mathbf{u}_i \mid \alpha_i \in \mathbb{C}, 1 \leq i \leq t \right\} \end{aligned}$$

△

### Theorem SSS Span of a Set is a Subspace

Suppose  $V$  is a vector space. Given a set of vectors  $S = \{\mathbf{u}_1, \mathbf{u}_2, \mathbf{u}_3, \dots, \mathbf{u}_t\} \subseteq V$ , their span,  $\langle S \rangle$ , is a subspace. □

**Proof** We will verify the three conditions of Theorem TSS [286]. First,

$$\begin{aligned} \mathbf{0} &= \mathbf{0} + \mathbf{0} + \mathbf{0} + \dots + \mathbf{0} && \text{Property Z [272] for } V \\ &= 0\mathbf{u}_1 + 0\mathbf{u}_2 + 0\mathbf{u}_3 + \dots + 0\mathbf{u}_t && \text{Theorem ZSSM [279]} \end{aligned}$$

So we have written  $\mathbf{0}$  as a linear combination of the vectors in  $S$  and by Definition SS [291],  $\mathbf{0} \in \langle S \rangle$  and therefore  $S \neq \emptyset$ .

Second, suppose  $\mathbf{x} \in \langle S \rangle$  and  $\mathbf{y} \in \langle S \rangle$ . Can we conclude that  $\mathbf{x} + \mathbf{y} \in \langle S \rangle$ ? What do we know about  $\mathbf{x}$  and  $\mathbf{y}$  by virtue of their membership in  $\langle S \rangle$ ? There must be scalars from  $\mathbb{C}$ ,  $\alpha_1, \alpha_2, \alpha_3, \dots, \alpha_t$  and  $\beta_1, \beta_2, \beta_3, \dots, \beta_t$  so that

$$\begin{aligned} \mathbf{x} &= \alpha_1 \mathbf{u}_1 + \alpha_2 \mathbf{u}_2 + \alpha_3 \mathbf{u}_3 + \dots + \alpha_t \mathbf{u}_t \\ \mathbf{y} &= \beta_1 \mathbf{u}_1 + \beta_2 \mathbf{u}_2 + \beta_3 \mathbf{u}_3 + \dots + \beta_t \mathbf{u}_t \end{aligned}$$

Then

$$\begin{aligned} \mathbf{x} + \mathbf{y} &= \alpha_1 \mathbf{u}_1 + \alpha_2 \mathbf{u}_2 + \alpha_3 \mathbf{u}_3 + \dots + \alpha_t \mathbf{u}_t \\ &\quad + \beta_1 \mathbf{u}_1 + \beta_2 \mathbf{u}_2 + \beta_3 \mathbf{u}_3 + \dots + \beta_t \mathbf{u}_t \\ &= \alpha_1 \mathbf{u}_1 + \beta_1 \mathbf{u}_1 + \alpha_2 \mathbf{u}_2 + \beta_2 \mathbf{u}_2 \\ &\quad + \alpha_3 \mathbf{u}_3 + \beta_3 \mathbf{u}_3 + \dots + \alpha_t \mathbf{u}_t + \beta_t \mathbf{u}_t && \text{Property AA [272], Property C [272]} \\ &= (\alpha_1 + \beta_1) \mathbf{u}_1 + (\alpha_2 + \beta_2) \mathbf{u}_2 \\ &\quad + (\alpha_3 + \beta_3) \mathbf{u}_3 + \dots + (\alpha_t + \beta_t) \mathbf{u}_t && \text{Property DSA [273]} \end{aligned}$$

Since each  $\alpha_i + \beta_i$  is again a scalar from  $\mathbb{C}$  we have expressed the vector sum  $\mathbf{x} + \mathbf{y}$  as a linear combination of the vectors from  $S$ , and therefore by Definition SS [291] we can say that  $\mathbf{x} + \mathbf{y} \in \langle S \rangle$ .

Third, suppose  $\alpha \in \mathbb{C}$  and  $\mathbf{x} \in \langle S \rangle$ . Can we conclude that  $\alpha\mathbf{x} \in \langle S \rangle$ ? What do we know about  $\mathbf{x}$  by virtue of its membership in  $\langle S \rangle$ ? There must be scalars from  $\mathbb{C}$ ,  $\alpha_1, \alpha_2, \alpha_3, \dots, \alpha_t$  so that

$$\mathbf{x} = \alpha_1 \mathbf{u}_1 + \alpha_2 \mathbf{u}_2 + \alpha_3 \mathbf{u}_3 + \cdots + \alpha_t \mathbf{u}_t$$

Then

$$\begin{aligned} \alpha\mathbf{x} &= \alpha(\alpha_1 \mathbf{u}_1 + \alpha_2 \mathbf{u}_2 + \alpha_3 \mathbf{u}_3 + \cdots + \alpha_t \mathbf{u}_t) \\ &= \alpha(\alpha_1 \mathbf{u}_1) + \alpha(\alpha_2 \mathbf{u}_2) + \alpha(\alpha_3 \mathbf{u}_3) + \cdots + \alpha(\alpha_t \mathbf{u}_t) && \text{Property DVA [273]} \\ &= (\alpha\alpha_1) \mathbf{u}_1 + (\alpha\alpha_2) \mathbf{u}_2 + (\alpha\alpha_3) \mathbf{u}_3 + \cdots + (\alpha\alpha_t) \mathbf{u}_t && \text{Property SMA [273]} \end{aligned}$$

Since each  $\alpha\alpha_i$  is again a scalar from  $\mathbb{C}$  we have expressed the scalar multiple  $\alpha\mathbf{x}$  as a linear combination of the vectors from  $S$ , and therefore by Definition SS [291] we can say that  $\alpha\mathbf{x} \in \langle S \rangle$ .

With the three conditions of Theorem TSS [286] met, we can say that  $\langle S \rangle$  is a subspace (and so is also vector space, Definition VS [272]). (See Exercise SS.T20 [122], Exercise SS.T21 [122], Exercise SS.T22 [122].) ■

### Example SSP

#### Span of a set of polynomials

In Example SP4 [287] we proved that

$$W = \{p(x) \mid p \in P_4, p(2) = 0\}$$

is a subspace of  $P_4$ , the vector space of polynomials of degree at most 4. Since  $W$  is a vector space itself, let's construct a span within  $W$ . First let

$$S = \{x^4 - 4x^3 + 5x^2 - x - 2, 2x^4 - 3x^3 - 6x^2 + 6x + 4\}$$

and verify that  $S$  is a subset of  $W$  by checking that each of these two polynomials has  $x = 2$  as a root. Now, if we define  $U = \langle S \rangle$ , then Theorem SSS [291] tells us that  $U$  is a subspace of  $W$ . So quite quickly we have built a chain of subspaces,  $U$  inside  $W$ , and  $W$  inside  $P_4$ .

Rather than dwell on how quickly we can build subspaces, let's try to gain a better understanding of just how the span construction creates subspaces, in the context of this example. We can quickly build representative elements of  $U$ ,

$$3(x^4 - 4x^3 + 5x^2 - x - 2) + 5(2x^4 - 3x^3 - 6x^2 + 6x + 4) = 13x^4 - 27x^3 - 15x^2 + 27x + 14$$

and

$$(-2)(x^4 - 4x^3 + 5x^2 - x - 2) + 8(2x^4 - 3x^3 - 6x^2 + 6x + 4) = 14x^4 - 16x^3 - 58x^2 + 50x + 36$$

and each of these polynomials must be in  $W$  since it is closed under addition and scalar multiplication. But you might check for yourself that both of these polynomials have  $x = 2$  as a root.

I can tell you that  $\mathbf{y} = 3x^4 - 7x^3 - x^2 + 7x - 2$  is not in  $U$ , but would you believe me? A first check shows that  $\mathbf{y}$  does have  $x = 2$  as a root, but that only shows that  $\mathbf{y} \in W$ . What does  $\mathbf{y}$  have to do to gain membership in  $U = \langle S \rangle$ ? It must be a linear combination of the vectors in  $S$ ,  $x^4 - 4x^3 + 5x^2 - x - 2$  and  $2x^4 - 3x^3 - 6x^2 + 6x + 4$ . So let's suppose that  $\mathbf{y}$  is such a linear combination,

$$\begin{aligned} \mathbf{y} &= 3x^4 - 7x^3 - x^2 + 7x - 2 \\ &= \alpha_1(x^4 - 4x^3 + 5x^2 - x - 2) + \alpha_2(2x^4 - 3x^3 - 6x^2 + 6x + 4) \\ &= (\alpha_1 + 2\alpha_2)x^4 + (-4\alpha_1 - 3\alpha_2)x^3 + (5\alpha_1 - 6\alpha_2)x^2 + (-\alpha_1 + 6\alpha_2)x - (-2\alpha_1 + 4\alpha_2) \end{aligned}$$

Notice that operations above are done in accordance with the definition of the vector space of polynomials (Example VSP [274]). Now, if we equate coefficients, which is the definition of equality for polynomials, then we obtain the system of five linear equations in two variables

$$\begin{aligned}\alpha_1 + 2\alpha_2 &= 3 \\ -4\alpha_1 - 3\alpha_2 &= -7 \\ 5\alpha_1 - 6\alpha_2 &= -1 \\ -\alpha_1 + 6\alpha_2 &= 7 \\ -2\alpha_1 + 4\alpha_2 &= -2\end{aligned}$$

Build an augmented matrix from the system and row-reduce,

$$\begin{bmatrix} 1 & 2 & 3 \\ -4 & -3 & -7 \\ 5 & -6 & -1 \\ -1 & 6 & 7 \\ -2 & 4 & -2 \end{bmatrix} \xrightarrow{\text{RREF}} \begin{bmatrix} \boxed{1} & 0 & 0 \\ 0 & \boxed{1} & 0 \\ 0 & 0 & \boxed{1} \\ 0 & 0 & 0 \\ 0 & 0 & 0 \end{bmatrix}$$

With a leading 1 in the final column of the row-reduced augmented matrix, Theorem RCLS [51] tells us the system of equations is inconsistent. Therefore, there are no scalars,  $\alpha_1$  and  $\alpha_2$ , to establish  $\mathbf{y}$  as a linear combination of the elements in  $U$ . So  $\mathbf{y} \notin U$ .  $\square$

Let's again examine membership in a span.

### Example SM32

#### A subspace of $M_{32}$

The set of all  $3 \times 2$  matrices forms a vector space when we use the operations of matrix addition (Definition MA [178]) and scalar matrix multiplication (Definition MSM [179]), as was show in Example VSM [274]. Consider the subset

$$S = \left\{ \begin{bmatrix} 3 & 1 \\ 4 & 2 \\ 5 & -5 \end{bmatrix}, \begin{bmatrix} 1 & 1 \\ 2 & -1 \\ 14 & -1 \end{bmatrix}, \begin{bmatrix} 3 & -1 \\ -1 & 2 \\ -19 & -11 \end{bmatrix}, \begin{bmatrix} 4 & 2 \\ 1 & -2 \\ 14 & -2 \end{bmatrix}, \begin{bmatrix} 3 & 1 \\ -4 & 0 \\ -17 & 7 \end{bmatrix} \right\}$$

and define a new subset of vectors  $W$  in  $M_{32}$  using the span (Definition SS [291]),  $W = \langle S \rangle$ . So by Theorem SSS [291] we know that  $W$  is a subspace of  $M_{32}$ . While  $W$  is an infinite set, and this is a precise description, it would still be worthwhile to investigate whether or not  $W$  contains certain elements.

First, is

$$\mathbf{y} = \begin{bmatrix} 9 & 3 \\ 7 & 3 \\ 10 & -11 \end{bmatrix}$$

in  $W$ ? To answer this, we want to determine if  $\mathbf{y}$  can be written as a linear combination of the five matrices in  $S$ . Can we find scalars,  $\alpha_1, \alpha_2, \alpha_3, \alpha_4, \alpha_5$  so that

$$\begin{aligned} \begin{bmatrix} 9 & 3 \\ 7 & 3 \\ 10 & -11 \end{bmatrix} &= \alpha_1 \begin{bmatrix} 3 & 1 \\ 4 & 2 \\ 5 & -5 \end{bmatrix} + \alpha_2 \begin{bmatrix} 1 & 1 \\ 2 & -1 \\ 14 & -1 \end{bmatrix} + \alpha_3 \begin{bmatrix} 3 & -1 \\ -1 & 2 \\ -19 & -11 \end{bmatrix} + \alpha_4 \begin{bmatrix} 4 & 2 \\ 1 & -2 \\ 14 & -2 \end{bmatrix} + \alpha_5 \begin{bmatrix} 3 & 1 \\ -4 & 0 \\ -17 & 7 \end{bmatrix} \\ &= \begin{bmatrix} 3\alpha_1 + \alpha_2 + 3\alpha_3 + 4\alpha_4 + 3\alpha_5 & \alpha_1 + \alpha_2 - \alpha_3 + 2\alpha_4 + \alpha_5 \\ 4\alpha_1 + 2\alpha_2 - \alpha_3 + \alpha_4 - 4\alpha_5 & 2\alpha_1 - \alpha_2 + 2\alpha_3 - 2\alpha_4 \\ 5\alpha_1 + 14\alpha_2 - 19\alpha_3 + 14\alpha_4 - 17\alpha_5 & -5\alpha_1 - \alpha_2 - 11\alpha_3 - 2\alpha_4 + 7\alpha_5 \end{bmatrix} \end{aligned}$$

Using our definition of matrix equality (Definition ME [178]) we can translate this statement into six equations in the five unknowns,

$$3\alpha_1 + \alpha_2 + 3\alpha_3 + 4\alpha_4 + 3\alpha_5 = 9$$



$$\begin{aligned}
\alpha_1 + \alpha_2 - \alpha_3 + 2\alpha_4 + \alpha_5 &= 3 \\
4\alpha_1 + 2\alpha_2 - \alpha_3 + \alpha_4 - 4\alpha_5 &= 7 \\
2\alpha_1 - \alpha_2 + 2\alpha_3 - 2\alpha_4 &= 3 \\
5\alpha_1 + 14\alpha_2 - 19\alpha_3 + 14\alpha_4 - 17\alpha_5 &= 10 \\
-5\alpha_1 - \alpha_2 - 11\alpha_3 - 2\alpha_4 + 7\alpha_5 &= -11
\end{aligned}$$

This is a linear system of equations, which we can represent with an augmented matrix and row-reduce in search of solutions. The matrix that is row-equivalent to the augmented matrix is

$$\left[ \begin{array}{cccccc}
\boxed{1} & 0 & 0 & 0 & \frac{5}{8} & 2 \\
0 & \boxed{1} & 0 & 0 & \frac{-19}{4} & -1 \\
0 & 0 & \boxed{1} & 0 & \frac{-7}{8} & 0 \\
0 & 0 & 0 & \boxed{1} & \frac{17}{8} & 1 \\
0 & 0 & 0 & 0 & 0 & 0 \\
0 & 0 & 0 & 0 & 0 & 0
\end{array} \right]$$

So we recognize that the system is consistent since there is no leading 1 in the final column (Theorem RCLS [51]), and compute  $n - r = 5 - 4 = 1$  free variables (Theorem FVCS [53]). While there are infinitely many solutions, we are only in pursuit of a single solution, so let's choose the free variable  $\alpha_5 = 0$  for simplicity's sake. Then we easily see that  $\alpha_1 = 2$ ,  $\alpha_2 = -1$ ,  $\alpha_3 = 0$ ,  $\alpha_4 = 1$ . So the scalars  $\alpha_1 = 2$ ,  $\alpha_2 = -1$ ,  $\alpha_3 = 0$ ,  $\alpha_4 = 1$ ,  $\alpha_5 = 0$  will provide a linear combination of the elements of  $S$  that equals  $\mathbf{y}$ , as we can verify by checking,

$$\begin{bmatrix} 9 & 3 \\ 7 & 3 \\ 10 & -11 \end{bmatrix} = 2 \begin{bmatrix} 3 & 1 \\ 4 & 2 \\ 5 & -5 \end{bmatrix} + (-1) \begin{bmatrix} 1 & 1 \\ 2 & -1 \\ 14 & -1 \end{bmatrix} + (1) \begin{bmatrix} 4 & 2 \\ 1 & -2 \\ 14 & -2 \end{bmatrix}$$

So with one particular linear combination in hand, we are convinced that  $\mathbf{y}$  deserves to be a member of  $W = \langle S \rangle$ . Second, is

$$\mathbf{x} = \begin{bmatrix} 2 & 1 \\ 3 & 1 \\ 4 & -2 \end{bmatrix}$$

in  $W$ ? To answer this, we want to determine if  $\mathbf{x}$  can be written as a linear combination of the five matrices in  $S$ . Can we find scalars,  $\alpha_1, \alpha_2, \alpha_3, \alpha_4, \alpha_5$  so that

$$\begin{aligned}
\begin{bmatrix} 2 & 1 \\ 3 & 1 \\ 4 & -2 \end{bmatrix} &= \alpha_1 \begin{bmatrix} 3 & 1 \\ 4 & 2 \\ 5 & -5 \end{bmatrix} + \alpha_2 \begin{bmatrix} 1 & 1 \\ 2 & -1 \\ 14 & -1 \end{bmatrix} + \alpha_3 \begin{bmatrix} 3 & -1 \\ -1 & 2 \\ -19 & -11 \end{bmatrix} + \alpha_4 \begin{bmatrix} 4 & 2 \\ 1 & -2 \\ 14 & -2 \end{bmatrix} + \alpha_5 \begin{bmatrix} 3 & 1 \\ -4 & 0 \\ -17 & 7 \end{bmatrix} \\
&= \begin{bmatrix} 3\alpha_1 + \alpha_2 + 3\alpha_3 + 4\alpha_4 + 3\alpha_5 & \alpha_1 + \alpha_2 - \alpha_3 + 2\alpha_4 + \alpha_5 \\ 4\alpha_1 + 2\alpha_2 - \alpha_3 + \alpha_4 - 4\alpha_5 & 2\alpha_1 - \alpha_2 + 2\alpha_3 - 2\alpha_4 \\ 5\alpha_1 + 14\alpha_2 - 19\alpha_3 + 14\alpha_4 - 17\alpha_5 & -5\alpha_1 - \alpha_2 - 11\alpha_3 - 2\alpha_4 + 7\alpha_5 \end{bmatrix}
\end{aligned}$$

Using our definition of matrix equality (Definition ME [178]) we can translate this statement into six equations in the five unknowns,

$$\begin{aligned}
3\alpha_1 + \alpha_2 + 3\alpha_3 + 4\alpha_4 + 3\alpha_5 &= 2 \\
\alpha_1 + \alpha_2 - \alpha_3 + 2\alpha_4 + \alpha_5 &= 1 \\
4\alpha_1 + 2\alpha_2 - \alpha_3 + \alpha_4 - 4\alpha_5 &= 3 \\
2\alpha_1 - \alpha_2 + 2\alpha_3 - 2\alpha_4 &= 1 \\
5\alpha_1 + 14\alpha_2 - 19\alpha_3 + 14\alpha_4 - 17\alpha_5 &= 4 \\
-5\alpha_1 - \alpha_2 - 11\alpha_3 - 2\alpha_4 + 7\alpha_5 &= -2
\end{aligned}$$

This is a linear system of equations, which we can represent with an augmented matrix and row-reduce in search of solutions. The matrix that is row-equivalent to the augmented matrix is

$$\left[ \begin{array}{cccccc} \boxed{1} & 0 & 0 & 0 & \frac{5}{8} & 0 \\ 0 & \boxed{1} & 0 & 0 & -\frac{38}{8} & 0 \\ 0 & 0 & \boxed{1} & 0 & -\frac{7}{8} & 0 \\ 0 & 0 & 0 & \boxed{1} & -\frac{17}{8} & 0 \\ 0 & 0 & 0 & 0 & 0 & \boxed{1} \\ 0 & 0 & 0 & 0 & 0 & 0 \end{array} \right]$$

With a leading 1 in the last column Theorem RCLS [51] tells us that the system is inconsistent. Therefore, there are no values for the scalars that will place  $\mathbf{x}$  in  $W$ , and so we conclude that  $\mathbf{x} \notin W$ .  $\square$

Notice how Example SSP [292] and Example SM32 [293] contained questions about membership in a span, but these questions quickly became questions about solutions to a system of linear equations. This will be a common theme going forward.

## Subsection SC Subspace Constructions

---

Several of the subsets of vector spaces that we worked with in Chapter M [178] are also subspaces — they are closed under vector addition and scalar multiplication in  $\mathbb{C}^m$ .

### Theorem CSMS

#### Column Space of a Matrix is a Subspace

Suppose that  $A$  is an  $m \times n$  matrix. Then  $\mathcal{C}(A)$  is a subspace of  $\mathbb{C}^m$ .  $\square$

**Proof** Definition CSM [229] shows us that  $\mathcal{C}(A)$  is a subset of  $\mathbb{C}^m$ , and that it is defined as the span of a set of vectors from  $\mathbb{C}^m$  (the columns of the matrix). Since  $\mathcal{C}(A)$  is a span, Theorem SSS [291] says it is a subspace.  $\blacksquare$

That was easy! Notice that we could have used this same approach to prove that the null space is a subspace, since Theorem SSNS [115] provided a description of the null space of a matrix as the span of a set of vectors. However, I much prefer the current proof of Theorem NSMS [289]. Speaking of easy, here is a very easy theorem that exposes another of our constructions as creating subspaces.

### Theorem RSMS

#### Row Space of a Matrix is a Subspace

Suppose that  $A$  is an  $m \times n$  matrix. Then  $\mathcal{R}(A)$  is a subspace of  $\mathbb{C}^n$ .  $\square$

**Proof** Definition RSM [236] says  $\mathcal{R}(A) = \mathcal{C}(A^t)$ , so the row space of a matrix is a column space, and every column space is a subspace by Theorem CSMS [295]. That's enough.  $\blacksquare$

One more.

### Theorem LNSMS

#### Left Null Space of a Matrix is a Subspace

Suppose that  $A$  is an  $m \times n$  matrix. Then  $\mathcal{L}(A)$  is a subspace of  $\mathbb{C}^m$ .  $\square$

**Proof** Definition LNS [250] says  $\mathcal{L}(A) = \mathcal{N}(A^t)$ , so the left null space is a null space, and every null space is a subspace by Theorem NSMS [289]. Done.  $\blacksquare$

So the span of a set of vectors, and the null space, column space, row space and left null space of a matrix are all subspaces, and hence are all vector spaces, meaning they have all the properties detailed in Definition VS [272] and in the basic theorems presented in Section VS [272]. We have worked with these objects as just sets in Chapter V [81] and Chapter M [178], but now we understand that they have much more structure. In particular, being closed under vector addition and scalar multiplication means a subspace is also closed under linear combinations.

**Subsection READ**  
**Reading Questions**

---

1. Summarize the three conditions that allow us to quickly test if a set is a subspace.
2. Consider the set of vectors

$$W = \left\{ \begin{bmatrix} a \\ b \\ c \end{bmatrix} \mid 3a - 2b + c = 5 \right\}$$

Is the set  $W$  a subspace of  $\mathbb{C}^3$ ? Explain your answer.

3. Name five general constructions of sets of column vectors (subsets of  $\mathbb{C}^m$ ) that we now know as subspaces.

## Subsection EXC

## Exercises

**C20** Working within the vector space  $P_3$  of polynomials of degree 3 or less, determine if  $p(x) = x^3 + 6x + 4$  is in the subspace  $W$  below.

$$W = \langle \{x^3 + x^2 + x, x^3 + 2x - 6, x^2 - 5\} \rangle$$

Contributed by Robert Beezer Solution [298]

**C21** Consider the subspace

$$W = \left\langle \left\{ \begin{bmatrix} 2 & 1 \\ 3 & -1 \end{bmatrix}, \begin{bmatrix} 4 & 0 \\ 2 & 3 \end{bmatrix}, \begin{bmatrix} -3 & 1 \\ 2 & 1 \end{bmatrix} \right\} \right\rangle$$

of the vector space of  $2 \times 2$  matrices,  $M_{22}$ . Is  $C = \begin{bmatrix} -3 & 3 \\ 6 & -4 \end{bmatrix}$  an element of  $W$ ?

Contributed by Robert Beezer Solution [298]

**C25** Show that the set  $W = \left\{ \begin{bmatrix} x_1 \\ x_2 \end{bmatrix} \mid 3x_1 - 5x_2 = 12 \right\}$  from Example NSC2Z [288] fails Property AC [272] and Property SC [272].

Contributed by Robert Beezer

**C26** Show that the set  $Y = \left\{ \begin{bmatrix} x_1 \\ x_2 \end{bmatrix} \mid x_1 \in \mathbb{Z}, x_2 \in \mathbb{Z} \right\}$  from Example NSC2S [288] has Property AC [272].

Contributed by Robert Beezer

**M20** In  $\mathbb{C}^3$ , the vector space of column vectors of size 3, prove that the set  $Z$  is a subspace.

$$Z = \left\{ \begin{bmatrix} x_1 \\ x_2 \\ x_3 \end{bmatrix} \mid 4x_1 - x_2 + 5x_3 = 0 \right\}$$

Contributed by Robert Beezer Solution [298]

**T20** A square matrix  $A$  of size  $n$  is upper triangular if  $[A]_{ij} = 0$  whenever  $i > j$ . Let  $UT_n$  be the set of all upper triangular matrices of size  $n$ . Prove that  $UT_n$  is a subspace of the vector space of all square matrices of size  $n$ ,  $M_{nn}$ .

Contributed by Robert Beezer Solution [299]

## Subsection SOL Solutions

**C20** Contributed by Robert Beezer Statement [297]

The question is if  $p$  can be written as a linear combination of the vectors in  $W$ . To check this, we set  $p$  equal to a linear combination and massage with the definitions of vector addition and scalar multiplication that we get with  $P_3$  (Example VSP [274])

$$\begin{aligned} p(x) &= a_1(x^3 + x^2 + x) + a_2(x^3 + 2x - 6) + a_3(x^2 - 5) \\ x^3 + 6x + 4 &= (a_1 + a_2)x^3 + (a_1 + a_3)x^2 + (a_1 + 2a_2)x + (-6a_2 - 5a_3) \end{aligned}$$

Equating coefficients of equal powers of  $x$ , we get the system of equations,

$$\begin{aligned} a_1 + a_2 &= 1 \\ a_1 + a_3 &= 0 \\ a_1 + 2a_2 &= 6 \\ -6a_2 - 5a_3 &= 4 \end{aligned}$$

The augmented matrix of this system of equations row-reduces to

$$\left[ \begin{array}{cccc|c} \boxed{1} & 0 & 0 & 0 & 0 \\ 0 & \boxed{1} & 0 & 0 & 0 \\ 0 & 0 & \boxed{1} & 0 & 0 \\ 0 & 0 & 0 & \boxed{1} & 0 \end{array} \right]$$

There is a leading 1 in the last column, so Theorem RCLS [51] implies that the system is inconsistent. So there is no way for  $p$  to gain membership in  $W$ , so  $p \notin W$ .

**C21** Contributed by Robert Beezer Statement [297]

In order to belong to  $W$ , we must be able to express  $C$  as a linear combination of the elements in the spanning set of  $W$ . So we begin with such an expression, using the unknowns  $a$ ,  $b$ ,  $c$  for the scalars in the linear combination.

$$C = \begin{bmatrix} -3 & 3 \\ 6 & -4 \end{bmatrix} = a \begin{bmatrix} 2 & 1 \\ 3 & -1 \end{bmatrix} + b \begin{bmatrix} 4 & 0 \\ 2 & 3 \end{bmatrix} + c \begin{bmatrix} -3 & 1 \\ 2 & 1 \end{bmatrix}$$

Massaging the right-hand side, according to the definition of the vector space operations in  $M_{22}$  (Example VSM [274]), we find the matrix equality,

$$\begin{bmatrix} -3 & 3 \\ 6 & -4 \end{bmatrix} = \begin{bmatrix} 2a + 4b - 3c & a + c \\ 3a + 2b + 2c & -a + 3b + c \end{bmatrix}$$

Matrix equality allows us to form a system of four equations in three variables, whose augmented matrix row-reduces as follows,

$$\left[ \begin{array}{cccc|c} 2 & 4 & -3 & -3 & 0 \\ 1 & 0 & 1 & 3 & 0 \\ 3 & 2 & 2 & 6 & 0 \\ -1 & 3 & 1 & -4 & 0 \end{array} \right] \xrightarrow{\text{RREF}} \left[ \begin{array}{cccc|c} \boxed{1} & 0 & 0 & 2 & 0 \\ 0 & \boxed{1} & 0 & -1 & 0 \\ 0 & 0 & \boxed{1} & 1 & 0 \\ 0 & 0 & 0 & 0 & 0 \end{array} \right]$$

Since this system of equations is consistent (Theorem RCLS [51]), a solution will provide values for  $a$ ,  $b$  and  $c$  that allow us to recognize  $C$  as an element of  $W$ .

**M20** Contributed by Robert Beezer Statement [297]

The membership criteria for  $Z$  is a single linear equation, which comprises a homogeneous system

of equations. As such, we can recognize  $Z$  as the solutions to this system, and therefore  $Z$  is a null space. Specifically,  $Z = \mathcal{N}(\begin{bmatrix} 4 & -1 & 5 \end{bmatrix})$ . Every null space is a subspace by Theorem NSMS [289].

A less direct solution appeals to Theorem TSS [286].

First, we want to be certain  $Z$  is non-empty. The zero vector of  $\mathbb{C}^3$ ,  $\mathbf{0} = \begin{bmatrix} 0 \\ 0 \\ 0 \end{bmatrix}$ , is a good candidate, since if it fails to be in  $Z$ , we will know that  $Z$  is *not* a vector space. Check that

$$4(0) - (0) + 5(0) = 0$$

so that  $\mathbf{0} \in Z$ .

Suppose  $\mathbf{x} = \begin{bmatrix} x_1 \\ x_2 \\ x_3 \end{bmatrix}$  and  $\mathbf{y} = \begin{bmatrix} y_1 \\ y_2 \\ y_3 \end{bmatrix}$  are vectors from  $Z$ . Then we know that these vectors cannot be totally arbitrary, they must have gained membership in  $Z$  by virtue of meeting the membership test. For example, we know that  $\mathbf{x}$  must satisfy  $4x_1 - x_2 + 5x_3 = 0$  while  $\mathbf{y}$  must satisfy  $4y_1 - y_2 + 5y_3 = 0$ . Our second criteria asks the question, is  $\mathbf{x} + \mathbf{y} \in Z$ ? Notice first that

$$\mathbf{x} + \mathbf{y} = \begin{bmatrix} x_1 \\ x_2 \\ x_3 \end{bmatrix} + \begin{bmatrix} y_1 \\ y_2 \\ y_3 \end{bmatrix} = \begin{bmatrix} x_1 + y_1 \\ x_2 + y_2 \\ x_3 + y_3 \end{bmatrix}$$

and we can test this vector for membership in  $Z$  as follows,

$$\begin{aligned} & 4(x_1 + y_1) - 1(x_2 + y_2) + 5(x_3 + y_3) \\ &= 4x_1 + 4y_1 - x_2 - y_2 + 5x_3 + 5y_3 \\ &= (4x_1 - x_2 + 5x_3) + (4y_1 - y_2 + 5y_3) \\ &= 0 + 0 && \mathbf{x} \in Z, \mathbf{y} \in Z \\ &= 0 \end{aligned}$$

and by this computation we see that  $\mathbf{x} + \mathbf{y} \in Z$ .

If  $\alpha$  is a scalar and  $\mathbf{x} \in Z$ , is it always true that  $\alpha\mathbf{x} \in Z$ ? To check our third criteria, we examine

$$\alpha\mathbf{x} = \alpha \begin{bmatrix} x_1 \\ x_2 \\ x_3 \end{bmatrix} = \begin{bmatrix} \alpha x_1 \\ \alpha x_2 \\ \alpha x_3 \end{bmatrix}$$

and we can test this vector for membership in  $Z$  with

$$\begin{aligned} & 4(\alpha x_1) - (\alpha x_2) + 5(\alpha x_3) \\ &= \alpha(4x_1 - x_2 + 5x_3) \\ &= \alpha 0 && \mathbf{x} \in Z \\ &= 0 \end{aligned}$$

and we see that indeed  $\alpha\mathbf{x} \in Z$ . With the three conditions of Theorem TSS [286] fulfilled, we can conclude that  $Z$  is a subspace of  $\mathbb{C}^3$ .

**T20** Contributed by Robert Beezer Statement [297]  
Apply Theorem TSS [286].

First, the zero vector of  $M_{nn}$  is the zero matrix,  $\mathcal{O}$ , whose entries are all zero (Definition ZM [181]). This matrix then meets the condition that  $[\mathcal{O}]_{ij} = 0$  for  $i > j$  and so is an element of  $UT_n$ .

Suppose  $A, B \in UT_n$ . Is  $A + B \in UT_n$ ? We examine the entries of  $A + B$  “below” the diagonal. That is, in the following, assume that  $i > j$ .

$$\begin{aligned} [A + B]_{ij} &= [A]_{ij} + [B]_{ij} && \text{Definition MA [178]} \\ &= 0 + 0 && A, B \in UT_n \end{aligned}$$

$$= 0$$

which qualifies  $A + B$  for membership in  $UT_n$ .

Suppose  $\alpha \in \mathbb{C}$  and  $A \in UT_n$ . Is  $\alpha A \in UT_n$ ? We examine the entries of  $\alpha A$  “below” the diagonal. That is, in the following, assume that  $i > j$ .

$$\begin{aligned} [\alpha A]_{ij} &= \alpha [A]_{ij} && \text{Definition MSM [179]} \\ &= \alpha 0 && A \in UT_n \\ &= 0 \end{aligned}$$

which qualifies  $\alpha A$  for membership in  $UT_n$ .

Having fulfilled the three conditions of Theorem TSS [286] we see that  $UT_n$  is a subspace of  $M_{nn}$ .

## Section LISS

### Linear Independence and Spanning Sets

A vector space is defined as a set with two operations, meeting ten properties (Definition VS [272]). Just as the definition of span of a set of vectors only required knowing how to add vectors and how to multiply vectors by scalars, so it is with linear independence. A definition of a linear independent set of vectors in an arbitrary vector space only requires knowing how to form linear combinations and equating these with the zero vector. Since every vector space must have a zero vector (Property Z [272]), we always have a zero vector at our disposal.

In this section we will also put a twist on the notion of the span of a set of vectors. Rather than beginning with a set of vectors and creating a subspace that is the span, we will instead begin with a subspace and look for a set of vectors whose span equals the subspace.

The combination of linear independence and spanning will be very important going forward.

#### Subsection LI

#### Linear Independence

Our previous definition of linear independence (Definition LI [301]) employed a relation of linear dependence that was a linear combination on one side of an equality and a zero vector on the other side. As a linear combination in a vector space (Definition LC [290]) depends only on vector addition and scalar multiplication, and every vector space must have a zero vector (Property Z [272]), we can extend our definition of linear independence from the setting of  $\mathbb{C}^m$  to the setting of a general vector space  $V$  with almost no changes. Compare these next two definitions with Definition RLDCV [129] and Definition LICV [129].

#### Definition RLD

#### Relation of Linear Dependence

Suppose that  $V$  is a vector space. Given a set of vectors  $S = \{\mathbf{u}_1, \mathbf{u}_2, \mathbf{u}_3, \dots, \mathbf{u}_n\}$ , an equation of the form

$$\alpha_1 \mathbf{u}_1 + \alpha_2 \mathbf{u}_2 + \alpha_3 \mathbf{u}_3 + \dots + \alpha_n \mathbf{u}_n = \mathbf{0}$$

is a **relation of linear dependence** on  $S$ . If this equation is formed in a trivial fashion, i.e.  $\alpha_i = 0$ ,  $1 \leq i \leq n$ , then we say it is a **trivial relation of linear dependence** on  $S$ .  $\triangle$

#### Definition LI

#### Linear Independence

Suppose that  $V$  is a vector space. The set of vectors  $S = \{\mathbf{u}_1, \mathbf{u}_2, \mathbf{u}_3, \dots, \mathbf{u}_n\}$  from  $V$  is **linearly dependent** if there is a relation of linear dependence on  $S$  that is not trivial. In the case where the *only* relation of linear dependence on  $S$  is the trivial one, then  $S$  is a **linearly independent** set of vectors.  $\triangle$

Notice the emphasis on the word “only.” This might remind you of the definition of a nonsingular matrix, where if the matrix is employed as the coefficient matrix of a homogeneous system then the *only* solution is the *trivial* one.

#### Example LIP4

#### Linear independence in $P_4$

In the vector space of polynomials with degree 4 or less,  $P_4$  (Example VSP [274]) consider the set

$$S = \{2x^4 + 3x^3 + 2x^2 - x + 10, -x^4 - 2x^3 + x^2 + 5x - 8, 2x^4 + x^3 + 10x^2 + 17x - 2\}.$$

Is this set of vectors linearly independent or dependent? Consider that

$$3(2x^4 + 3x^3 + 2x^2 - x + 10) + 4(-x^4 - 2x^3 + x^2 + 5x - 8)$$



$$+ (-1)(2x^4 + x^3 + 10x^2 + 17x - 2) = 0x^4 + 0x^3 + 0x^2 + 0x + 0 = \mathbf{0}$$

This is a nontrivial relation of linear dependence (Definition RLD [301]) on the set  $S$  and so convinces us that  $S$  is linearly dependent (Definition LI [301]).

Now, I hear you say, “Where did *those* scalars come from?” Do not worry about that right now, just be sure you understand why the above explanation is sufficient to prove that  $S$  is linearly dependent. The remainder of the example will demonstrate how we might find these scalars if they had not been provided so readily. Let’s look at another set of vectors (polynomials) from  $P_4$ . Let

$$T = \{3x^4 - 2x^3 + 4x^2 + 6x - 1, -3x^4 + 1x^3 + 0x^2 + 4x + 2, \\ 4x^4 + 5x^3 - 2x^2 + 3x + 1, 2x^4 - 7x^3 + 4x^2 + 2x + 1\}$$

Suppose we have a relation of linear dependence on this set,

$$\mathbf{0} = 0x^4 + 0x^3 + 0x^2 + 0x + 0 \\ = \alpha_1(3x^4 - 2x^3 + 4x^2 + 6x - 1) + \alpha_2(-3x^4 + 1x^3 + 0x^2 + 4x + 2) \\ + \alpha_3(4x^4 + 5x^3 - 2x^2 + 3x + 1) + \alpha_4(2x^4 - 7x^3 + 4x^2 + 2x + 1)$$

Using our definitions of vector addition and scalar multiplication in  $P_4$  (Example VSP [274]), we arrive at,

$$0x^4 + 0x^3 + 0x^2 + 0x + 0 = (3\alpha_1 - 3\alpha_2 + 4\alpha_3 + 2\alpha_4)x^4 + (-2\alpha_1 + \alpha_2 + 5\alpha_3 - 7\alpha_4)x^3 \\ + (4\alpha_1 - 2\alpha_3 + 4\alpha_4)x^2 + (6\alpha_1 + 4\alpha_2 + 3\alpha_3 + 2\alpha_4)x \\ + (-\alpha_1 + 2\alpha_2 + \alpha_3 + \alpha_4).$$

Equating coefficients, we arrive at the homogeneous system of equations,

$$\begin{aligned} 3\alpha_1 - 3\alpha_2 + 4\alpha_3 + 2\alpha_4 &= 0 \\ -2\alpha_1 + \alpha_2 + 5\alpha_3 - 7\alpha_4 &= 0 \\ 4\alpha_1 - 2\alpha_3 + 4\alpha_4 &= 0 \\ 6\alpha_1 + 4\alpha_2 + 3\alpha_3 + 2\alpha_4 &= 0 \\ -\alpha_1 + 2\alpha_2 + \alpha_3 + \alpha_4 &= 0 \end{aligned}$$

We form the coefficient matrix of this homogeneous system of equations and row-reduce to find

$$\begin{bmatrix} \boxed{1} & 0 & 0 & 0 \\ 0 & \boxed{1} & 0 & 0 \\ 0 & 0 & \boxed{1} & 0 \\ 0 & 0 & 0 & \boxed{1} \\ 0 & 0 & 0 & 0 \end{bmatrix}$$

We expected the system to be consistent (Theorem HSC [60]) and so can compute  $n - r = 4 - 4 = 0$  and Theorem CSRN [52] tells us that the solution is unique. Since this is a homogeneous system, this unique solution is the trivial solution (Definition TSHSE [60]),  $\alpha_1 = 0$ ,  $\alpha_2 = 0$ ,  $\alpha_3 = 0$ ,  $\alpha_4 = 0$ . So by Definition LI [301] the set  $T$  is linearly independent.

A few observations. If we had discovered infinitely many solutions, then we could have used one of the non-trivial ones to provide a linear combination in the manner we used to show that  $S$  was linearly dependent. It is important to realize that it is not interesting that we can create a relation of linear dependence with zero scalars — we can *always* do that — but that for  $T$ , this is the *only* way to create a relation of linear dependence. It was no accident that we arrived at a homogeneous system of equations in this example, it is related to our use of the zero vector in defining a relation of linear dependence. It is easy to present a convincing statement that a set is linearly dependent (just exhibit a nontrivial relation of linear dependence) but a convincing statement of linear independence requires demonstrating that there is no relation of linear dependence other than the trivial one.

Notice how we relied on theorems from Chapter SLE [2] to provide this demonstration. Whew! There's a lot going on in this example. Spend some time with it, we'll be waiting patiently right here when you get back.  $\square$

### Example LIM32

#### Linear independence in $M_{32}$

Consider the two sets of vectors  $R$  and  $S$  from the vector space of all  $3 \times 2$  matrices,  $M_{32}$  (Example VSM [274])

$$R = \left\{ \begin{bmatrix} 3 & -1 \\ 1 & 4 \\ 6 & -6 \end{bmatrix}, \begin{bmatrix} -2 & 3 \\ 1 & -3 \\ -2 & -6 \end{bmatrix}, \begin{bmatrix} 6 & -6 \\ -1 & 0 \\ 7 & -9 \end{bmatrix}, \begin{bmatrix} 7 & 9 \\ -4 & -5 \\ 2 & 5 \end{bmatrix} \right\}$$

$$S = \left\{ \begin{bmatrix} 2 & 0 \\ 1 & -1 \\ 1 & 3 \end{bmatrix}, \begin{bmatrix} -4 & 0 \\ -2 & 2 \\ -2 & -6 \end{bmatrix}, \begin{bmatrix} 1 & 1 \\ -2 & 1 \\ 2 & 4 \end{bmatrix}, \begin{bmatrix} -5 & 3 \\ -10 & 7 \\ 2 & 0 \end{bmatrix} \right\}$$

One set is linearly independent, the other is not. Which is which? Let's examine  $R$  first. Build a generic relation of linear dependence (Definition RLD [301]),

$$\alpha_1 \begin{bmatrix} 3 & -1 \\ 1 & 4 \\ 6 & -6 \end{bmatrix} + \alpha_2 \begin{bmatrix} -2 & 3 \\ 1 & -3 \\ -2 & -6 \end{bmatrix} + \alpha_3 \begin{bmatrix} 6 & -6 \\ -1 & 0 \\ 7 & -9 \end{bmatrix} + \alpha_4 \begin{bmatrix} 7 & 9 \\ -4 & -5 \\ 2 & 5 \end{bmatrix} = \mathbf{0}$$

Massaging the left-hand side with our definitions of vector addition and scalar multiplication in  $M_{32}$  (Example VSM [274]) we obtain,

$$\begin{bmatrix} 3\alpha_1 - 2\alpha_2 + 6\alpha_3 + 7\alpha_4 & -1\alpha_1 + 3\alpha_2 - 6\alpha_3 + 9\alpha_4 \\ 1\alpha_1 + 1\alpha_2 - \alpha_3 - 4\alpha_4 & 4\alpha_1 - 3\alpha_2 + -5\alpha_4 \\ 6\alpha_1 - 2\alpha_2 + 7\alpha_3 + 2\alpha_4 & -6\alpha_1 - 6\alpha_2 - 9\alpha_3 + 5\alpha_4 \end{bmatrix} = \begin{bmatrix} 0 & 0 \\ 0 & 0 \\ 0 & 0 \end{bmatrix}$$

Using our definition of matrix equality (Definition ME [178]) and equating corresponding entries we get the homogeneous system of six equations in four variables,

$$\begin{aligned} 3\alpha_1 - 2\alpha_2 + 6\alpha_3 + 7\alpha_4 &= 0 \\ -1\alpha_1 + 3\alpha_2 - 6\alpha_3 + 9\alpha_4 &= 0 \\ 1\alpha_1 + 1\alpha_2 - \alpha_3 - 4\alpha_4 &= 0 \\ 4\alpha_1 - 3\alpha_2 + -5\alpha_4 &= 0 \\ 6\alpha_1 - 2\alpha_2 + 7\alpha_3 + 2\alpha_4 &= 0 \\ -6\alpha_1 - 6\alpha_2 - 9\alpha_3 + 5\alpha_4 &= 0 \end{aligned}$$

Form the coefficient matrix of this homogeneous system and row-reduce to obtain

$$\begin{bmatrix} \boxed{1} & 0 & 0 & 0 \\ 0 & \boxed{1} & 0 & 0 \\ 0 & 0 & \boxed{1} & 0 \\ 0 & 0 & 0 & \boxed{1} \\ 0 & 0 & 0 & 0 \\ 0 & 0 & 0 & 0 \end{bmatrix}$$

Analyzing this matrix we are led to conclude that  $\alpha_1 = 0$ ,  $\alpha_2 = 0$ ,  $\alpha_3 = 0$ ,  $\alpha_4 = 0$ . This means there is *only* a trivial relation of linear dependence on the vectors of  $R$  and so we call  $R$  a linearly independent set (Definition LI [301]).

So it must be that  $S$  is linearly dependent. Let's see if we can find a non-trivial relation of linear dependence on  $S$ . We will begin as with  $R$ , by constructing a relation of linear dependence (Definition RLD [301]) with unknown scalars,

$$\alpha_1 \begin{bmatrix} 2 & 0 \\ 1 & -1 \\ 1 & 3 \end{bmatrix} + \alpha_2 \begin{bmatrix} -4 & 0 \\ -2 & 2 \\ -2 & -6 \end{bmatrix} + \alpha_3 \begin{bmatrix} 1 & 1 \\ -2 & 1 \\ 2 & 4 \end{bmatrix} + \alpha_4 \begin{bmatrix} -5 & 3 \\ -10 & 7 \\ 2 & 0 \end{bmatrix} = \mathbf{0}$$

Massaging the left-hand side with our definitions of vector addition and scalar multiplication in  $M_{32}$  (Example VSM [274]) we obtain,

$$\begin{bmatrix} 2\alpha_1 - 4\alpha_2 + \alpha_3 - 5\alpha_4 & \alpha_3 + 3\alpha_4 \\ \alpha_1 - 2\alpha_2 - 2\alpha_3 - 10\alpha_4 & -\alpha_1 + 2\alpha_2 + \alpha_3 + 7\alpha_4 \\ \alpha_1 - 2\alpha_2 + 2\alpha_3 + 2\alpha_4 & 3\alpha_1 - 6\alpha_2 + 4\alpha_3 \end{bmatrix} = \begin{bmatrix} 0 & 0 \\ 0 & 0 \\ 0 & 0 \end{bmatrix}$$

Using our definition of matrix equality (Definition ME [178]) and equating corresponding entries we get the homogeneous system of six equations in four variables,

$$\begin{aligned} 2\alpha_1 - 4\alpha_2 + \alpha_3 - 5\alpha_4 &= 0 \\ &+ \alpha_3 + 3\alpha_4 = 0 \\ \alpha_1 - 2\alpha_2 - 2\alpha_3 - 10\alpha_4 &= 0 \\ -\alpha_1 + 2\alpha_2 + \alpha_3 + 7\alpha_4 &= 0 \\ \alpha_1 - 2\alpha_2 + 2\alpha_3 + 2\alpha_4 &= 0 \\ 3\alpha_1 - 6\alpha_2 + 4\alpha_3 &= 0 \end{aligned}$$

Form the coefficient matrix of this homogeneous system and row-reduce to obtain

$$\begin{bmatrix} \boxed{1} & -2 & 0 & -4 \\ 0 & 0 & \boxed{1} & 3 \\ 0 & 0 & 0 & 0 \\ 0 & 0 & 0 & 0 \\ 0 & 0 & 0 & 0 \\ 0 & 0 & 0 & 0 \end{bmatrix}$$

Analyzing this we see that the system is consistent (we expected this since the system is homogeneous, Theorem HSC [60]) and has  $n - r = 4 - 2 = 2$  free variables, namely  $\alpha_2$  and  $\alpha_4$ . This means there are infinitely many solutions, and in particular, we can find a non-trivial solution, so long as we do not pick all of our free variables to be zero. The mere presence of a nontrivial solution for these scalars is enough to conclude that  $S$  is a linearly dependent set (Definition LI [301]). But let's go ahead and explicitly construct a non-trivial relation of linear dependence.

Choose  $\alpha_2 = 1$  and  $\alpha_4 = -1$ . There is nothing special about this choice, there are infinitely many possibilities, some "easier" than this one, just avoid picking both variables to be zero. Then we find the corresponding dependent variables to be  $\alpha_1 = -2$  and  $\alpha_3 = 3$ . So the relation of linear dependence,

$$(-2) \begin{bmatrix} 2 & 0 \\ 1 & -1 \\ 1 & 3 \end{bmatrix} + (1) \begin{bmatrix} -4 & 0 \\ -2 & 2 \\ -2 & -6 \end{bmatrix} + (3) \begin{bmatrix} 1 & 1 \\ -2 & 1 \\ 2 & 4 \end{bmatrix} + (-1) \begin{bmatrix} -5 & 3 \\ -10 & 7 \\ 2 & 0 \end{bmatrix} = \begin{bmatrix} 0 & 0 \\ 0 & 0 \\ 0 & 0 \end{bmatrix}$$

is an iron-clad demonstration that  $S$  is linearly dependent. Can you construct another such demonstration?  $\square$

### Example LIC

#### Linearly independent set in the crazy vector space

Is the set  $R = \{(1, 0), (6, 3)\}$  linearly independent in the crazy vector space  $C$  (Example CVS [276])? We begin with an arbitrary relation of linear independence on  $R$

$$\mathbf{0} = a_1(1, 0) + a_2(6, 3) \qquad \text{Definition RLD [301]}$$

and then massage it to a point where we can apply the definition of equality in  $C$ . Recall the definitions of vector addition and scalar multiplication in  $C$  are not what you would expect.

$$(-1, -1) = \mathbf{0} \qquad \text{Example CVS [276]}$$

$$\begin{aligned}
&= a_1(1, 0) + a_2(6, 3) && \text{Definition RLD [301]} \\
&= (1a_1 + a_1 - 1, 0a_1 + a_1 - 1) + (6a_2 + a_2 - 1, 3a_2 + a_2 - 1) && \text{Example CVS [276]} \\
&= (2a_1 - 1, a_1 - 1) + (7a_2 - 1, 4a_2 - 1) \\
&= (2a_1 - 1 + 7a_2 - 1 + 1, a_1 - 1 + 4a_2 - 1 + 1) && \text{Example CVS [276]} \\
&= (2a_1 + 7a_2 - 1, a_1 + 4a_2 - 1)
\end{aligned}$$

Equality in  $C$  (Example CVS [276]) then yields the two equations,

$$\begin{aligned}
2a_1 + 7a_2 - 1 &= -1 \\
a_1 + 4a_2 - 1 &= -1
\end{aligned}$$

which becomes the homogeneous system

$$\begin{aligned}
2a_1 + 7a_2 &= 0 \\
a_1 + 4a_2 &= 0
\end{aligned}$$

Since the coefficient matrix of this system is nonsingular (check this!) the system has only the trivial solution  $a_1 = a_2 = 0$ . By Definition LI [301] the set  $R$  is linearly independent. Notice that even though the zero vector of  $C$  is not what we might first suspected, a question about linear independence still concludes with a question about a homogeneous system of equations. Hmmm.

⊠

## Subsection SS Spanning Sets

---

In a vector space  $V$ , suppose we are given a set of vectors  $S \subseteq V$ . Then we can immediately construct a subspace,  $\langle S \rangle$ , using Definition SS [291] and then be assured by Theorem SSS [291] that the construction does provide a subspace. We now turn the situation upside-down. Suppose we are first given a subspace  $W \subseteq V$ . Can we find a set  $S$  so that  $\langle S \rangle = W$ ? Typically  $W$  is infinite and we are searching for a finite set of vectors  $S$  that we can combine in linear combinations and “build” all of  $W$ .

I like to think of  $S$  as the raw materials that are sufficient for the construction of  $W$ . If you have nails, lumber, wire, copper pipe, drywall, plywood, carpet, shingles, paint (and a few other things), then you can combine them in many different ways to create a house (or infinitely many different houses for that matter). A fast-food restaurant may have beef, chicken, beans, cheese, tortillas, taco shells and hot sauce and from this small list of ingredients build a wide variety of items for sale. Or maybe a better analogy comes from Ben Cordes — the additive primary colors (red, green and blue) can be combined to create many different colors by varying the intensity of each. The intensity is like a scalar multiple, and the combination of the three intensities is like vector addition. The three individual colors, red, green and blue, are the elements of the spanning set.

Because we will use terms like “spanned by” and “spanning set,” there is the potential for confusion with “the span.” Come back and reread the first paragraph of this subsection whenever you are uncertain about the difference. Here’s the working definition.

### Definition TSVS

#### To Span a Vector Space

Suppose  $V$  is a vector space. A subset  $S$  of  $V$  is a **spanning set** for  $V$  if  $\langle S \rangle = V$ . In this case, we also say  $S$  **spans**  $V$ . △

The definition of a spanning set requires that two sets (subspaces actually) be equal. If  $S$  is a subset of  $V$ , then  $\langle S \rangle \subseteq V$ , always. Thus it is usually only necessary to prove that  $V \subseteq \langle S \rangle$ . Now would be a good time to review Definition SE [660].

**Example SSP4****Spanning set in  $P_4$** 

In Example SP4 [287] we showed that

$$W = \{p(x) \mid p \in P_4, p(2) = 0\}$$

is a subspace of  $P_4$ , the vector space of polynomials with degree at most 4 (Example VSP [274]). In this example, we will show that the set

$$S = \{x - 2, x^2 - 4x + 4, x^3 - 6x^2 + 12x - 8, x^4 - 8x^3 + 24x^2 - 32x + 16\}$$

is a spanning set for  $W$ . To do this, we require that  $W = \langle S \rangle$ . This is an equality of sets. We can check that every polynomial in  $S$  has  $x = 2$  as a root and therefore  $S \subseteq W$ . Since  $W$  is closed under addition and scalar multiplication,  $\langle S \rangle \subseteq W$  also.

So it remains to show that  $W \subseteq \langle S \rangle$  (Definition SE [660]). To do this, begin by choosing an arbitrary polynomial in  $W$ , say  $r(x) = ax^4 + bx^3 + cx^2 + dx + e \in W$ . This polynomial is not as arbitrary as it would appear, since we also know it must have  $x = 2$  as a root. This translates to

$$0 = a(2)^4 + b(2)^3 + c(2)^2 + d(2) + e = 16a + 8b + 4c + 2d + e$$

as a condition on  $r$ .

We wish to show that  $r$  is a polynomial in  $\langle S \rangle$ , that is, we want to show that  $r$  can be written as a linear combination of the vectors (polynomials) in  $S$ . So let's try.

$$\begin{aligned} r(x) &= ax^4 + bx^3 + cx^2 + dx + e \\ &= \alpha_1(x - 2) + \alpha_2(x^2 - 4x + 4) + \alpha_3(x^3 - 6x^2 + 12x - 8) \\ &\quad + \alpha_4(x^4 - 8x^3 + 24x^2 - 32x + 16) \\ &= \alpha_4x^4 + (\alpha_3 - 8\alpha_4)x^3 + (\alpha_2 - 6\alpha_3 + 24\alpha_4)x^2 \\ &\quad + (\alpha_1 - 4\alpha_2 + 12\alpha_3 - 32\alpha_4)x + (-2\alpha_1 + 4\alpha_2 - 8\alpha_3 + 16\alpha_4) \end{aligned}$$

Equating coefficients (vector equality in  $P_4$ ) gives the system of five equations in four variables,

$$\begin{aligned} \alpha_4 &= a \\ \alpha_3 - 8\alpha_4 &= b \\ \alpha_2 - 6\alpha_3 + 24\alpha_4 &= c \\ \alpha_1 - 4\alpha_2 + 12\alpha_3 - 32\alpha_4 &= d \\ -2\alpha_1 + 4\alpha_2 - 8\alpha_3 + 16\alpha_4 &= e \end{aligned}$$

Any solution to this system of equations will provide the linear combination we need to determine if  $r \in \langle S \rangle$ , but we need to be convinced there is a solution for any values of  $a, b, c, d, e$  that qualify  $r$  to be a member of  $W$ . So the question is: is this system of equations consistent? We will form the augmented matrix, and row-reduce. (We probably need to do this by hand, since the matrix is symbolic — reversing the order of the first four rows is the best way to start). We obtain a matrix in reduced row-echelon form

$$\left[ \begin{array}{cccc|c} \boxed{1} & 0 & 0 & 0 & 32a + 12b + 4c + d \\ 0 & \boxed{1} & 0 & 0 & 24a + 6b + c \\ 0 & 0 & \boxed{1} & 0 & 8a + b \\ 0 & 0 & 0 & \boxed{1} & a \\ 0 & 0 & 0 & 0 & 16a + 8b + 4c + 2d + e \end{array} \right] = \left[ \begin{array}{cccc|c} \boxed{1} & 0 & 0 & 0 & 32a + 12b + 4c + d \\ 0 & \boxed{1} & 0 & 0 & 24a + 6b + c \\ 0 & 0 & \boxed{1} & 0 & 8a + b \\ 0 & 0 & 0 & \boxed{1} & a \\ 0 & 0 & 0 & 0 & 0 \end{array} \right]$$

For your results to match our first matrix, you may find it necessary to multiply the final row of your row-reduced matrix by the appropriate scalar, and/or add multiples of this row to some of the other rows. To obtain the second version of the matrix, the last entry of the last column

has been simplified to zero according to the one condition we were able to impose on an arbitrary polynomial from  $W$ . So with no leading 1's in the last column, Theorem RCLS [51] tells us this system is consistent. Therefore, *any* polynomial from  $W$  can be written as a linear combination of the polynomials in  $S$ , so  $W \subseteq \langle S \rangle$ . Therefore,  $W = \langle S \rangle$  and  $S$  is a spanning set for  $W$  by Definition TSVS [305].

Notice that an alternative to row-reducing the augmented matrix by hand would be to appeal to Theorem FS [256] by expressing the column space of the coefficient matrix as a null space, and then verifying that the condition on  $r$  guarantees that  $r$  is in the column space, thus implying that the system is always consistent. Give it a try, we'll wait. This has been a complicated example, but worth studying carefully.  $\boxtimes$

Given a subspace and a set of vectors, as in Example SSP4 [306] it can take some work to determine that the set actually is a spanning set. An even harder problem is to be confronted with a subspace and required to construct a spanning set with no guidance. We will now work an example of this flavor, but some of the steps will be unmotivated. Fortunately, we will have some better tools for this type of problem later on.

### Example SSM22

#### Spanning set in $M_{22}$

In the space of all  $2 \times 2$  matrices,  $M_{22}$  consider the subspace

$$Z = \left\{ \begin{bmatrix} a & b \\ c & d \end{bmatrix} \mid a + 3b - c - 5d = 0, -2a - 6b + 3c + 14d = 0 \right\}$$

and find a spanning set for  $Z$ .

We need to construct a limited number of matrices in  $Z$  so that every matrix in  $Z$  can be expressed as a linear combination of this limited number of matrices. Suppose that  $B = \begin{bmatrix} a & b \\ c & d \end{bmatrix}$  is a matrix in  $Z$ . Then we can form a column vector with the entries of  $B$  and write

$$\begin{bmatrix} a \\ b \\ c \\ d \end{bmatrix} \in \mathcal{N} \left( \begin{bmatrix} 1 & 3 & -1 & -5 \\ -2 & -6 & 3 & 14 \end{bmatrix} \right)$$

Row-reducing this matrix and applying Theorem REMES [26] we obtain the equivalent statement,

$$\begin{bmatrix} a \\ b \\ c \\ d \end{bmatrix} \in \mathcal{N} \left( \begin{bmatrix} \boxed{1} & 3 & 0 & -1 \\ 0 & 0 & \boxed{1} & 4 \end{bmatrix} \right)$$

We can then express the subspace  $Z$  in the following equal forms,

$$\begin{aligned} Z &= \left\{ \begin{bmatrix} a & b \\ c & d \end{bmatrix} \mid a + 3b - c - 5d = 0, -2a - 6b + 3c + 14d = 0 \right\} \\ &= \left\{ \begin{bmatrix} a & b \\ c & d \end{bmatrix} \mid a + 3b - d = 0, c + 4d = 0 \right\} \\ &= \left\{ \begin{bmatrix} a & b \\ c & d \end{bmatrix} \mid a = -3b + d, c = -4d \right\} \\ &= \left\{ \begin{bmatrix} -3b + d & b \\ -4d & d \end{bmatrix} \mid b, d \in \mathbb{C} \right\} \\ &= \left\{ \begin{bmatrix} -3b & b \\ 0 & 0 \end{bmatrix} + \begin{bmatrix} d & 0 \\ -4d & d \end{bmatrix} \mid b, d \in \mathbb{C} \right\} \\ &= \left\{ b \begin{bmatrix} -3 & 1 \\ 0 & 0 \end{bmatrix} + d \begin{bmatrix} 1 & 0 \\ -4 & 1 \end{bmatrix} \mid b, d \in \mathbb{C} \right\} \end{aligned}$$

$$= \left\langle \left\{ \left[ \begin{array}{cc} -3 & 1 \\ 0 & 0 \end{array} \right], \left[ \begin{array}{cc} 1 & 0 \\ -4 & 1 \end{array} \right] \right\} \right\rangle$$

So the set

$$Q = \left\{ \left[ \begin{array}{cc} -3 & 1 \\ 0 & 0 \end{array} \right], \left[ \begin{array}{cc} 1 & 0 \\ -4 & 1 \end{array} \right] \right\}$$

spans  $Z$  by Definition TSVS [305]. \(\square\)

### Example SSC

#### Spanning set in the crazy vector space

In Example LIC [304] we determined that the set  $R = \{(1, 0), (6, 3)\}$  is linearly independent in the crazy vector space  $C$  (Example CVS [276]). We now show that  $R$  is a spanning set for  $C$ .

Given an arbitrary vector  $(x, y) \in C$  we desire to show that it can be written as a linear combination of the elements of  $R$ . In other words, are there scalars  $a_1$  and  $a_2$  so that

$$(x, y) = a_1(1, 0) + a_2(6, 3)$$

We will act as if this equation is true and try to determine just what  $a_1$  and  $a_2$  would be (as functions of  $x$  and  $y$ ).

$$\begin{aligned} (x, y) &= a_1(1, 0) + a_2(6, 3) \\ &= (1a_1 + 0a_2, 0a_1 + 3a_2) \quad \text{Scalar mult in } C \\ &= (a_1, 3a_2) \\ &= (2a_1 - 1, a_1 - 1) + (7a_2 - 1, 4a_2 - 1) \\ &= (2a_1 - 1 + 7a_2 - 1, a_1 - 1 + 4a_2 - 1) \quad \text{Addition in } C \\ &= (2a_1 + 7a_2 - 2, a_1 + 4a_2 - 2) \end{aligned}$$

Equality in  $C$  then yields the two equations,

$$\begin{aligned} 2a_1 + 7a_2 - 2 &= x \\ a_1 + 4a_2 - 2 &= y \end{aligned}$$

which becomes the linear system with a matrix representation

$$\begin{bmatrix} 2 & 7 \\ 1 & 4 \end{bmatrix} \begin{bmatrix} a_1 \\ a_2 \end{bmatrix} = \begin{bmatrix} x + 2 \\ y + 2 \end{bmatrix}$$

The coefficient matrix of this system is nonsingular, hence invertible (Theorem NI [222]), and we can employ its inverse to find a solution (Theorem TTMI [208], Theorem SNCM [223]),

$$\begin{bmatrix} a_1 \\ a_2 \end{bmatrix} = \begin{bmatrix} 2 & 7 \\ 1 & 4 \end{bmatrix}^{-1} \begin{bmatrix} x + 2 \\ y + 2 \end{bmatrix} = \begin{bmatrix} 4 & -7 \\ -1 & 2 \end{bmatrix} \begin{bmatrix} x + 2 \\ y + 2 \end{bmatrix} = \begin{bmatrix} 4x - 7y - 3 \\ -x + 2y + 1 \end{bmatrix}$$

We could chase through the above implications backwards and take the existence of these solutions as sufficient evidence for  $R$  being a spanning set for  $C$ . Instead, let us view the above as simply scratchwork and now get serious with a simple direct proof that  $R$  is a spanning set. Ready? Suppose  $(x, y)$  is any vector from  $C$ , then compute the following linear combination using the definitions of the operations in  $C$ ,

$$\begin{aligned} (4x - 7y - 3)(1, 0) + (-x + 2y + 1)(6, 3) \\ &= (1(4x - 7y - 3) + 6(-x + 2y + 1), 0(4x - 7y - 3) + 3(-x + 2y + 1)) \\ &= (4x - 7y - 3 - 6x + 12y + 6, -3x + 6y + 3) \\ &= (-2x + 5y + 3, -3x + 6y + 3) \\ &= ((-2x + 5y + 3) + 3x - 6y - 3, (-3x + 6y + 3) + 3x - 6y - 3) \\ &= (x, y) \end{aligned}$$

This final sequence of computations in  $C$  is sufficient to demonstrate that any element of  $C$  can be written (or expressed) as a linear combination of the two vectors in  $R$ , so  $C \subseteq \langle R \rangle$ . Since the reverse inclusion  $\langle R \rangle \subseteq C$  is trivially true,  $C = \langle R \rangle$  and we say  $R$  spans  $C$  (Definition TSVS [305]). Notice that this demonstration is no more or less valid if we hide from the reader our scratchwork that suggested  $a_1 = 4x - 7y - 3$  and  $a_2 = -x + 2y + 1$ . \(\square\)

## Subsection VR

### Vector Representation

In Chapter R [512] we will take up the matter of representations fully, where Theorem VRRB [309] will be critical for Definition VR [512]. We will now motivate and prove a critical theorem that tells us how to “represent” a vector. This theorem could wait, but working with it now will provide some extra insight into the nature of linearly independent spanning sets. First an example, then the theorem.

#### Example AVR

##### A vector representation

Consider the set

$$S = \left\{ \begin{bmatrix} -7 \\ 5 \\ 1 \end{bmatrix}, \begin{bmatrix} -6 \\ 5 \\ 0 \end{bmatrix}, \begin{bmatrix} -12 \\ 7 \\ 4 \end{bmatrix} \right\}$$

from the vector space  $\mathbb{C}^3$ . Let  $A$  be the matrix whose columns are the set  $S$ , and verify that  $A$  is nonsingular. By Theorem NMLIC [134] the elements of  $S$  form a linearly independent set. Suppose that  $\mathbf{b} \in \mathbb{C}^3$ . Then  $\mathcal{LS}(A, \mathbf{b})$  has a (unique) solution (Theorem NMUS [72]) and hence is consistent. By Theorem SLSLC [91],  $\mathbf{b} \in \langle S \rangle$ . Since  $\mathbf{b}$  is arbitrary, this is enough to show that  $\langle S \rangle = \mathbb{C}^3$ , and therefore  $S$  is a spanning set for  $\mathbb{C}^3$  (Definition TSVS [305]). (This set comes from the columns of the coefficient matrix of Archetype B [682].)

Now examine the situation for a particular choice of  $\mathbf{b}$ , say  $\mathbf{b} = \begin{bmatrix} -33 \\ 24 \\ 5 \end{bmatrix}$ . Because  $S$  is a spanning set for  $\mathbb{C}^3$ , we know we can write  $\mathbf{b}$  as a linear combination of the vectors in  $S$ ,

$$\begin{bmatrix} -33 \\ 24 \\ 5 \end{bmatrix} = (-3) \begin{bmatrix} -7 \\ 5 \\ 1 \end{bmatrix} + (5) \begin{bmatrix} -6 \\ 5 \\ 0 \end{bmatrix} + (2) \begin{bmatrix} -12 \\ 7 \\ 4 \end{bmatrix}.$$

The nonsingularity of the matrix  $A$  tells that the scalars in this linear combination are unique. More precisely, it is the linear independence of  $S$  that provides the uniqueness. We will refer to the scalars  $a_1 = -3$ ,  $a_2 = 5$ ,  $a_3 = 2$  as a “representation of  $\mathbf{b}$  relative to  $S$ .” In other words, once we settle on  $S$  as a linearly independent set that spans  $\mathbb{C}^3$ , the vector  $\mathbf{b}$  is recoverable just by knowing the scalars  $a_1 = -3$ ,  $a_2 = 5$ ,  $a_3 = 2$  (use these scalars in a linear combination of the vectors in  $S$ ). This is all an illustration of the following important theorem, which we prove in the setting of a general vector space.  $\square$

#### Theorem VRRB

##### Vector Representation Relative to a Basis

Suppose that  $V$  is a vector space and  $B = \{\mathbf{v}_1, \mathbf{v}_2, \mathbf{v}_3, \dots, \mathbf{v}_m\}$  is a linearly independent set that spans  $V$ . Let  $\mathbf{w}$  be any vector in  $V$ . Then there exist *unique* scalars  $a_1, a_2, a_3, \dots, a_m$  such that

$$\mathbf{w} = a_1\mathbf{v}_1 + a_2\mathbf{v}_2 + a_3\mathbf{v}_3 + \cdots + a_m\mathbf{v}_m.$$

$\square$

**Proof** That  $\mathbf{w}$  can be written as a linear combination of the vectors in  $B$  follows from the spanning property of the set (Definition TSVS [305]). This is good, but not the meat of this theorem. We now know that for any choice of the vector  $\mathbf{w}$  there exist *some* scalars that will create  $\mathbf{w}$  as a linear combination of the basis vectors. The real question is: Is there *more* than one way to write  $\mathbf{w}$  as a linear combination of  $\{\mathbf{v}_1, \mathbf{v}_2, \mathbf{v}_3, \dots, \mathbf{v}_m\}$ ? Are the scalars  $a_1, a_2, a_3, \dots, a_m$  unique? (Technique U [669])

Assume there are two ways to express  $\mathbf{w}$  as a linear combination of  $\{\mathbf{v}_1, \mathbf{v}_2, \mathbf{v}_3, \dots, \mathbf{v}_m\}$ . In other words there exist scalars  $a_1, a_2, a_3, \dots, a_m$  and  $b_1, b_2, b_3, \dots, b_m$  so that

$$\mathbf{w} = a_1\mathbf{v}_1 + a_2\mathbf{v}_2 + a_3\mathbf{v}_3 + \cdots + a_m\mathbf{v}_m$$



$$\mathbf{w} = b_1\mathbf{v}_1 + b_2\mathbf{v}_2 + b_3\mathbf{v}_3 + \cdots + b_m\mathbf{v}_m.$$

Then notice that

$$\begin{aligned} \mathbf{0} &= \mathbf{w} + (-\mathbf{w}) && \text{Property AI [273]} \\ &= \mathbf{w} + (-1)\mathbf{w} && \text{Theorem AISM [280]} \\ &= (a_1\mathbf{v}_1 + a_2\mathbf{v}_2 + a_3\mathbf{v}_3 + \cdots + a_m\mathbf{v}_m) + \\ &\quad (-1)(b_1\mathbf{v}_1 + b_2\mathbf{v}_2 + b_3\mathbf{v}_3 + \cdots + b_m\mathbf{v}_m) \\ &= (a_1\mathbf{v}_1 + a_2\mathbf{v}_2 + a_3\mathbf{v}_3 + \cdots + a_m\mathbf{v}_m) + \\ &\quad (-b_1\mathbf{v}_1 - b_2\mathbf{v}_2 - b_3\mathbf{v}_3 - \cdots - b_m\mathbf{v}_m) && \text{Property DVA [273]} \\ &= (a_1 - b_1)\mathbf{v}_1 + (a_2 - b_2)\mathbf{v}_2 + (a_3 - b_3)\mathbf{v}_3 + \\ &\quad \cdots + (a_m - b_m)\mathbf{v}_m && \text{Property C [272], Property DSA [273]} \end{aligned}$$

But this is a relation of linear dependence on a linearly independent set of vectors (Definition RLD [301])! Now we are using the other assumption about  $B$ , that  $\{\mathbf{v}_1, \mathbf{v}_2, \mathbf{v}_3, \dots, \mathbf{v}_m\}$  is a linearly independent set. So by Definition LI [301] it *must* happen that the scalars are all zero. That is,

$$\begin{array}{cccccc} (a_1 - b_1) = 0 & (a_2 - b_2) = 0 & (a_3 - b_3) = 0 & \dots & (a_m - b_m) = 0 \\ a_1 = b_1 & a_2 = b_2 & a_3 = b_3 & \dots & a_m = b_m. \end{array}$$

And so we find that the scalars are unique. ■

This is a very typical use of the hypothesis that a set is linearly independent — obtain a relation of linear dependence and then conclude that the scalars *must* all be zero. The result of this theorem tells us that we can write any vector in a vector space as a linear combination of the vectors in a linearly independent spanning set, but only just. There is only enough raw material in the spanning set to write each vector one way as a linear combination. So in this sense, we could call a linearly independent spanning set a “minimal spanning set.” These sets are so important that we will give them a simpler name (“basis”) and explore their properties further in the next section.

**Subsection READ**  
**Reading Questions**

---

1. Is the set of matrices below linearly independent or linearly dependent in the vector space  $M_{22}$ ? Why or why not?

$$\left\{ \begin{bmatrix} 1 & 3 \\ -2 & 4 \end{bmatrix}, \begin{bmatrix} -2 & 3 \\ 3 & -5 \end{bmatrix}, \begin{bmatrix} 0 & 9 \\ -1 & 3 \end{bmatrix} \right\}$$

2. Explain the difference between the following two uses of the term “span”:
  - (a)  $S$  is a subset of the vector space  $V$  and the span of  $S$  is a subspace of  $V$ .
  - (b)  $W$  is subspace of the vector space  $Y$  and  $T$  spans  $W$ .

3. The set

$$S = \left\{ \begin{bmatrix} 6 \\ 2 \\ 1 \end{bmatrix}, \begin{bmatrix} 4 \\ -3 \\ 1 \end{bmatrix}, \begin{bmatrix} 5 \\ 8 \\ 2 \end{bmatrix} \right\}$$

is linearly independent and spans  $\mathbb{C}^3$ . Write the vector  $\mathbf{x} = \begin{bmatrix} -6 \\ 2 \\ 2 \end{bmatrix}$  a linear combination of the elements of  $S$ . How many ways are there to answer this question, and which theorem allows you to say so?

## Subsection EXC

### Exercises

**C20** In the vector space of  $2 \times 2$  matrices,  $M_{22}$ , determine if the set  $S$  below is linearly independent.

$$S = \left\{ \begin{bmatrix} 2 & -1 \\ 1 & 3 \end{bmatrix}, \begin{bmatrix} 0 & 4 \\ -1 & 2 \end{bmatrix}, \begin{bmatrix} 4 & 2 \\ 1 & 3 \end{bmatrix} \right\}$$

Contributed by Robert Beezer Solution [313]

**C21** In the crazy vector space  $C$  (Example CVS [276]), is the set  $S = \{(0, 2), (2, 8)\}$  linearly independent?

Contributed by Robert Beezer Solution [313]

**C22** In the vector space of polynomials  $P_3$ , determine if the set  $S$  is linearly independent or linearly dependent.

$$S = \{2 + x - 3x^2 - 8x^3, 1 + x + x^2 + 5x^3, 3 - 4x^2 - 7x^3\}$$

Contributed by Robert Beezer Solution [313]

**C23** Determine if the set  $S = \{(3, 1), (7, 3)\}$  is linearly independent in the crazy vector space  $C$  (Example CVS [276]).

Contributed by Robert Beezer Solution [314]

**C30** In Example LIM32 [303], find another nontrivial relation of linear dependence on the linearly dependent set of  $3 \times 2$  matrices,  $S$ .

Contributed by Robert Beezer

**C40** Determine if the set  $T = \{x^2 - x + 5, 4x^3 - x^2 + 5x, 3x + 2\}$  spans the vector space of polynomials with degree 4 or less,  $P_4$ .

Contributed by Robert Beezer Solution [314]

**C41** The set  $W$  is a subspace of  $M_{22}$ , the vector space of all  $2 \times 2$  matrices. Prove that  $S$  is a spanning set for  $W$ .

$$W = \left\{ \begin{bmatrix} a & b \\ c & d \end{bmatrix} \mid 2a - 3b + 4c - d = 0 \right\} \quad S = \left\{ \begin{bmatrix} 1 & 0 \\ 0 & 2 \end{bmatrix}, \begin{bmatrix} 0 & 1 \\ 0 & -3 \end{bmatrix}, \begin{bmatrix} 0 & 0 \\ 1 & 4 \end{bmatrix} \right\}$$

Contributed by Robert Beezer Solution [314]

**C42** Determine if the set  $S = \{(3, 1), (7, 3)\}$  spans the crazy vector space  $C$  (Example CVS [276]).

Contributed by Robert Beezer Solution [315]

**M10** Halfway through Example SSP4 [306], we need to show that the system of equations

$$\mathcal{LS} \left( \begin{bmatrix} 0 & 0 & 0 & 1 \\ 0 & 0 & 1 & -8 \\ 0 & 1 & -6 & 24 \\ 1 & -4 & 12 & -32 \\ -2 & 4 & -8 & 16 \end{bmatrix}, \begin{bmatrix} a \\ b \\ c \\ d \\ e \end{bmatrix} \right)$$

is consistent for every choice of the vector of constants satisfying  $16a + 8b + 4c + 2d + e = 0$ .

Express the column space of the coefficient matrix of this system as a null space, using Theorem FS [256]. From this use Theorem CSCS [230] to establish that the system is always consistent.

Notice that this approach removes from Example SSP4 [306] the need to row-reduce a symbolic matrix.

Contributed by Robert Beezer Solution [315]

**T40** Prove the following variation of Theorem EMMVP [192]: Suppose that  $B = \{\mathbf{u}_1, \mathbf{u}_2, \mathbf{u}_3, \dots, \mathbf{u}_n\}$  is a basis for  $\mathbb{C}^n$ . Suppose also that  $A$  and  $B$  are  $m \times n$  matrices such that  $A\mathbf{u}_i = B\mathbf{u}_i$  for every  $1 \leq i \leq n$ . Then  $A = B$ . Can you modify the hypothesis further and obtain a generalization of Theorem EMMVP [192]?

Contributed by Robert Beezer

**T50** Suppose that  $V$  is a vector space and  $\mathbf{u}, \mathbf{v} \in V$  are two vectors in  $V$ . Use the definition of linear independence to prove that  $S = \{\mathbf{u}, \mathbf{v}\}$  is a linearly dependent set if and only if one of the two vectors is a scalar multiple of the other. Prove this directly in the context of an abstract vector space ( $V$ ), without simply giving an upgraded version of Theorem DLDS [149] for the special case of just two vectors.

Contributed by Robert Beezer Solution [315]

## Subsection SOL Solutions

**C20** Contributed by Robert Beezer Statement [311]

Begin with a relation of linear dependence on the vectors in  $S$  and massage it according to the definitions of vector addition and scalar multiplication in  $M_{22}$ ,

$$\begin{aligned} \mathcal{O} &= a_1 \begin{bmatrix} 2 & -1 \\ 1 & 3 \end{bmatrix} + a_2 \begin{bmatrix} 0 & 4 \\ -1 & 2 \end{bmatrix} + a_3 \begin{bmatrix} 4 & 2 \\ 1 & 3 \end{bmatrix} \\ \begin{bmatrix} 0 & 0 \\ 0 & 0 \end{bmatrix} &= \begin{bmatrix} 2a_1 + 4a_3 & -a_1 + 4a_2 + 2a_3 \\ a_1 - a_2 + a_3 & 3a_1 + 2a_2 + 3a_3 \end{bmatrix} \end{aligned}$$

By our definition of matrix equality (Definition ME [178]) we arrive at a homogeneous system of linear equations,

$$\begin{aligned} 2a_1 + 4a_3 &= 0 \\ -a_1 + 4a_2 + 2a_3 &= 0 \\ a_1 - a_2 + a_3 &= 0 \\ 3a_1 + 2a_2 + 3a_3 &= 0 \end{aligned}$$

The coefficient matrix of this system row-reduces to the matrix,

$$\begin{bmatrix} \boxed{1} & 0 & 0 \\ 0 & \boxed{1} & 0 \\ 0 & 0 & \boxed{1} \\ 0 & 0 & 0 \end{bmatrix}$$

and from this we conclude that the only solution is  $a_1 = a_2 = a_3 = 0$ . Since the relation of linear dependence (Definition RLD [301]) is trivial, the set  $S$  is linearly independent (Definition LI [301]).

**C21** Contributed by Robert Beezer Statement [311]

We begin with a relation of linear dependence using unknown scalars  $a$  and  $b$ . We wish to know if these scalars *must* both be zero. Recall that the zero vector in  $C$  is  $(-1, -1)$  and that the definitions of vector addition and scalar multiplication are not what we might expect.

$$\begin{aligned} \mathbf{0} &= (-1, -1) \\ &= a(0, 2) + b(2, 8) && \text{Definition RLD [301]} \\ &= (0a + a - 1, 2a + a - 1) + (2b + b - 1, 8b + b - 1) && \text{Scalar mult., Example CVS [276]} \\ &= (a - 1, 3a - 1) + (3b - 1, 9b - 1) \\ &= (a - 1 + 3b - 1 + 1, 3a - 1 + 9b - 1 + 1) && \text{Vector addition, Example CVS [276]} \\ &= (a + 3b - 1, 3a + 9b - 1) \end{aligned}$$

From this we obtain two equalities, which can be converted to a homogeneous system of equations,

$$\begin{aligned} -1 &= a + 3b - 1 && a + 3b = 0 \\ -1 &= 3a + 9b - 1 && 3a + 9b = 0 \end{aligned}$$

This homogeneous system has a singular coefficient matrix (Theorem SMZD [378]), and so has more than just the trivial solution (Definition NM [69]). Any nontrivial solution will give us a nontrivial relation of linear dependence on  $S$ . So  $S$  is linearly dependent (Definition LI [301]).

**C22** Contributed by Robert Beezer Statement [311]

Begin with a relation of linear dependence (Definition RLD [301]),

$$a_1(2 + x - 3x^2 - 8x^3) + a_2(1 + x + x^2 + 5x^3) + a_3(3 - 4x^2 - 7x^3) = \mathbf{0}$$

Massage according to the definitions of scalar multiplication and vector addition in the definition of  $P_3$  (Example VSP [274]) and use the zero vector dro this vector space,

$$(2a_1 + a_2 + 3a_3) + (a_1 + a_2)x + (-3a_1 + a_2 - 4a_3)x^2 + (-8a_1 + 5a_2 - 7a_3)x^3 = 0 + 0x + 0x^2 + 0x^3$$

The definition of the equality of polynomials allows us to deduce the following four equations,

$$\begin{aligned} 2a_1 + a_2 + 3a_3 &= 0 \\ a_1 + a_2 &= 0 \\ -3a_1 + a_2 - 4a_3 &= 0 \\ -8a_1 + 5a_2 - 7a_3 &= 0 \end{aligned}$$

Row-reducing the coefficient matrix of this homogeneous system leads to the unique solution  $a_1 = a_2 = a_3 = 0$ . So the only relation of linear dependence on  $S$  is the trivial one, and this is linear independence for  $S$  (Definition LI [301]).

**C23** Contributed by Robert Beezer Statement [311]

Notice, or discover, that the following gives a nontrivial relation of linear dependence on  $S$  in  $C$ , so by Definition LI [301], the set  $S$  is linearly dependent.

$$2(3, 1) + (-1)(7, 3) = (7, 3) + (-9, -5) = (-1, -1) = \mathbf{0}$$

**C40** Contributed by Robert Beezer Statement [311]

The polynomial  $x^4$  is an element of  $P_4$ . Can we write this element as a linear combination of the elements of  $T$ ? To wit, are there scalars  $a_1, a_2, a_3$  such that

$$x^4 = a_1(x^2 - x + 5) + a_2(4x^3 - x^2 + 5x) + a_3(3x + 2)$$

Massaging the right side of this equation, according to the definitions of Example VSP [274], and then equating coefficients, leads to an inconsistent system of equations (check this!). As such,  $T$  is not a spanning set for  $P_4$ .

**C41** Contributed by Robert Beezer Statement [311]

We want to show that  $W = \langle S \rangle$  (Definition TSVS [305]), which is an equality of sets (Definition SE [660]).

First, show that  $\langle S \rangle \subseteq W$ . Begin by checking that each of the three matrices in  $S$  is a member of the set  $W$ . Then, since  $W$  is a vector space, the closure properties (Property AC [272], Property SC [272]) guarantee that every linear combination of elements of  $S$  remains in  $W$ .

Second, show that  $W \subseteq \langle S \rangle$ . We want to convince ourselves that an arbitrary element of  $W$  is a linear combination of elements of  $S$ . Choose

$$\mathbf{x} = \begin{bmatrix} a & b \\ c & d \end{bmatrix} \in W$$

The values of  $a, b, c, d$  are not totally arbitrary, since membership in  $W$  requires that  $2a - 3b + 4c - d = 0$ . Now, rewrite as follows,

$$\begin{aligned} \mathbf{x} &= \begin{bmatrix} a & b \\ c & d \end{bmatrix} \\ &= \begin{bmatrix} a & b \\ c & 2a - 3b + 4c \end{bmatrix} && 2a - 3b + 4c - d = 0 \\ &= \begin{bmatrix} a & 0 \\ 0 & 2a \end{bmatrix} + \begin{bmatrix} 0 & b \\ 0 & -3b \end{bmatrix} + \begin{bmatrix} 0 & 0 \\ c & 4c \end{bmatrix} && \text{Definition MA [178]} \\ &= a \begin{bmatrix} 1 & 0 \\ 0 & 2 \end{bmatrix} + b \begin{bmatrix} 0 & 1 \\ 0 & -3 \end{bmatrix} + c \begin{bmatrix} 0 & 0 \\ 1 & 4 \end{bmatrix} && \text{Definition MSM [179]} \\ &\in \langle S \rangle && \text{Definition SS [291]} \end{aligned}$$

**C42** Contributed by Robert Beezer Statement [311]

We will try to show that  $S$  spans  $C$ . Let  $(x, y)$  be an arbitrary element of  $C$  and search for scalars  $a_1$  and  $a_2$  such that

$$\begin{aligned}(x, y) &= a_1(3, 1) + a_2(7, 3) \\ &= (4a_1 - 1, 2a_1 - 1) + (8a_2 - 1, 4a_2 - 1) \\ &= (4a_1 + 8a_2 - 1, 2a_1 + 4a_2 - 1)\end{aligned}$$

Equality in  $C$  leads to the system

$$\begin{aligned}4a_1 + 8a_2 &= x + 1 \\ 2a_1 + 4a_2 &= y + 1\end{aligned}$$

This system has a singular coefficient matrix whose column space is simply  $\left\langle \begin{bmatrix} 2 \\ 1 \end{bmatrix} \right\rangle$ . So any choice of  $x$  and  $y$  that causes the column vector  $\begin{bmatrix} x + 1 \\ y + 1 \end{bmatrix}$  to lie outside the column space will lead to an inconsistent system, and hence create an element  $(x, y)$  that is not in the span of  $S$ . So  $S$  does not span  $C$ .

For example, choose  $x = 0$  and  $y = 5$ , and then we can see that  $\begin{bmatrix} 1 \\ 6 \end{bmatrix} \notin \left\langle \begin{bmatrix} 2 \\ 1 \end{bmatrix} \right\rangle$  and we know that  $(0, 5)$  cannot be written as a linear combination of the vectors in  $S$ . A shorter solution might begin by asserting that  $(0, 5)$  is not in  $\langle S \rangle$  and then establishing this claim alone.

**M10** Contributed by Robert Beezer Statement [311]

Theorem FS [256] provides the matrix

$$L = \begin{bmatrix} 1 & \frac{1}{2} & \frac{1}{4} & \frac{1}{8} & \frac{1}{16} \end{bmatrix}$$

and so if  $A$  denotes the coefficient matrix of the system, then  $\mathcal{C}(A) = \mathcal{N}(L)$ . The single homogeneous equation in  $\mathcal{LS}(L, \mathbf{0})$  is equivalent to the condition on the vector of constants (use  $a, b, c, d, e$  as variables and then multiply by 16).

**T50** Contributed by Robert Beezer Statement [312]

( $\Rightarrow$ ) If  $S$  is linearly dependent, then there are scalars  $\alpha$  and  $\beta$ , not both zero, such that  $\alpha \mathbf{u} + \beta \mathbf{v} = \mathbf{0}$ . Suppose that  $\alpha \neq 0$ , the proof proceeds similarly if  $\beta \neq 0$ . Now,

$$\begin{aligned}\mathbf{u} &= 1\mathbf{u} && \text{Property O [273]} \\ &= \left(\frac{1}{\alpha}\alpha\right)\mathbf{u} && \text{Property MICN [657]} \\ &= \frac{1}{\alpha}(\alpha\mathbf{u}) && \text{Property SMA [273]} \\ &= \frac{1}{\alpha}(\alpha\mathbf{u} + \mathbf{0}) && \text{Property Z [272]} \\ &= \frac{1}{\alpha}(\alpha\mathbf{u} + \beta\mathbf{v} - \beta\mathbf{v}) && \text{Property AI [273]} \\ &= \frac{1}{\alpha}(\mathbf{0} - \beta\mathbf{v}) && \text{Definition LI [301]} \\ &= \frac{1}{\alpha}(-\beta\mathbf{v}) && \text{Property Z [272]} \\ &= \frac{-\beta}{\alpha}\mathbf{v} && \text{Property SMA [273]}\end{aligned}$$

which shows that  $\mathbf{u}$  is a scalar multiple of  $\mathbf{v}$ .

( $\Leftarrow$ ) Suppose now that  $\mathbf{u}$  is a scalar multiple of  $\mathbf{v}$ . More precisely, suppose there is a scalar  $\gamma$  such that  $\mathbf{u} = \gamma\mathbf{v}$ . Then

$$(-1)\mathbf{u} + \gamma\mathbf{v} = (-1)\mathbf{u} + \mathbf{u}$$

$$\begin{aligned} &= (-1)\mathbf{u} + (1)\mathbf{u} && \text{Property O [273]} \\ &= ((-1) + 1)\mathbf{u} && \text{Property DSA [273]} \\ &= 0\mathbf{u} && \text{Property AICN [657]} \\ &= \mathbf{0} && \text{Theorem ZSSM [279]} \end{aligned}$$

This is a relation of linear dependence on  $S$  (Definition RLD [301]), which is nontrivial since one of the scalars is  $-1$ . Therefore  $S$  is linearly dependent by Definition LI [301].

Be careful using this theorem. It is only applicable to sets of two vectors. In particular, linear dependence in a set of three or more vectors can be more complicated than just one vector being a scalar multiple of another.

## Section B

### Bases

A basis of a vector space is one of the most useful concepts in linear algebra. It often provides a concise, finite description of an infinite vector space.

#### Subsection B

##### Bases

We now have all the tools in place to define a basis of a vector space.

##### Definition B

###### Basis

Suppose  $V$  is a vector space. Then a subset  $S \subseteq V$  is a **basis** of  $V$  if it is linearly independent and spans  $V$ .  $\triangle$

So, a basis is a linearly independent spanning set for a vector space. The requirement that the set spans  $V$  insures that  $S$  has enough raw material to build  $V$ , while the linear independence requirement insures that we do not have any more raw material than we need. As we shall see soon in Section D [332], a basis is a minimal spanning set.

You may have noticed that we used the term basis for some of the titles of previous theorems (e.g. Theorem BNS [136], Theorem BCS [232], Theorem BRS [238]) and if you review each of these theorems you will see that their conclusions provide linearly independent spanning sets for sets that we now recognize as subspaces of  $\mathbb{C}^m$ . Examples associated with these theorems include Example NSLIL [137], Example CSOCD [233] and Example IAS [239]. As we will see, these three theorems will continue to be powerful tools, even in the setting of more general vector spaces.

Furthermore, the archetypes contain an abundance of bases. For each coefficient matrix of a system of equations, and for each archetype defined simply as a matrix, there is a basis for the null space, *three* bases for the column space, and a basis for the row space. For this reason, our subsequent examples will concentrate on bases for vector spaces other than  $\mathbb{C}^m$ . Notice that Definition B [317] does not preclude a vector space from having many bases, and this is the case, as hinted above by the statement that the archetypes contain three bases for the column space of a matrix. More generally, we can grab any basis for a vector space, multiply any one basis vector by a non-zero scalar and create a slightly different set that is still a basis. For “important” vector spaces, it will be convenient to have a collection of “nice” bases. When a vector space has a single particularly nice basis, it is sometimes called the **standard basis** though there is nothing precise enough about this term to allow us to define it formally — it is a question of style. Here are some nice bases for important vector spaces.

##### Theorem SUVB

###### Standard Unit Vectors are a Basis

The set of standard unit vectors for  $\mathbb{C}^m$  (Definition SUV [169]),  $B = \{\mathbf{e}_1, \mathbf{e}_2, \mathbf{e}_3, \dots, \mathbf{e}_m\} = \{\mathbf{e}_i \mid 1 \leq i \leq m\}$  is a basis for the vector space  $\mathbb{C}^m$ .  $\square$

**Proof** We must show that the set  $B$  is both linearly independent and a spanning set for  $\mathbb{C}^m$ . First, the vectors in  $B$  are, by Definition SUV [169], the columns of the identity matrix, which we know is nonsingular (since it row-reduces to the identity matrix, Theorem NMRRI [70]). And the columns of a nonsingular matrix are linearly independent by Theorem NMLIC [134].



Suppose we grab an arbitrary vector from  $\mathbb{C}^m$ , say

$$\mathbf{v} = \begin{bmatrix} v_1 \\ v_2 \\ v_3 \\ \vdots \\ v_m \end{bmatrix}.$$

Can we write  $\mathbf{v}$  as a linear combination of the vectors in  $B$ ? Yes, and quite simply.

$$\begin{bmatrix} v_1 \\ v_2 \\ v_3 \\ \vdots \\ v_m \end{bmatrix} = v_1 \begin{bmatrix} 1 \\ 0 \\ 0 \\ \vdots \\ 0 \end{bmatrix} + v_2 \begin{bmatrix} 0 \\ 1 \\ 0 \\ \vdots \\ 0 \end{bmatrix} + v_3 \begin{bmatrix} 0 \\ 0 \\ 1 \\ \vdots \\ 0 \end{bmatrix} + \cdots + v_m \begin{bmatrix} 0 \\ 0 \\ 0 \\ \vdots \\ 1 \end{bmatrix}$$

$$\mathbf{v} = v_1 \mathbf{e}_1 + v_2 \mathbf{e}_2 + v_3 \mathbf{e}_3 + \cdots + v_m \mathbf{e}_m$$

this shows that  $\mathbb{C}^m \subseteq \langle B \rangle$ , which is sufficient to show that  $B$  is a spanning set for  $\mathbb{C}^m$ . ■

### Example BP

#### Bases for $P_n$

The vector space of polynomials with degree at most  $n$ ,  $P_n$ , has the basis

$$B = \{1, x, x^2, x^3, \dots, x^n\}.$$

Another nice basis for  $P_n$  is

$$C = \{1, 1 + x, 1 + x + x^2, 1 + x + x^2 + x^3, \dots, 1 + x + x^2 + x^3 + \cdots + x^n\}.$$

Checking that each of  $B$  and  $C$  is a linearly independent spanning set are good exercises. ☒

### Example BM

#### A basis for the vector space of matrices

In the vector space  $M_{mn}$  of matrices (Example VSM [274]) define the matrices  $B_{k\ell}$ ,  $1 \leq k \leq m$ ,  $1 \leq \ell \leq n$  by

$$[B_{k\ell}]_{ij} = \begin{cases} 1 & \text{if } k = i, \ell = j \\ 0 & \text{otherwise} \end{cases}$$

So these matrices have entries that are all zeros, with the exception of a lone entry that is one. The set of all  $mn$  of them,

$$B = \{B_{k\ell} \mid 1 \leq k \leq m, 1 \leq \ell \leq n\}$$

forms a basis for  $M_{mn}$ . ☒

The bases described above will often be convenient ones to work with. However a basis doesn't have to obviously look like a basis.

### Example BSP4

#### A basis for a subspace of $P_4$

In Example SSP4 [306] we showed that

$$S = \{x - 2, x^2 - 4x + 4, x^3 - 6x^2 + 12x - 8, x^4 - 8x^3 + 24x^2 - 32x + 16\}$$

is a spanning set for  $W = \{p(x) \mid p \in P_4, p(2) = 0\}$ . We will now show that  $S$  is also linearly independent in  $W$ . Begin with a relation of linear dependence,

$$\begin{aligned} 0 + 0x + 0x^2 + 0x^3 + 0x^4 &= \alpha_1(x - 2) + \alpha_2(x^2 - 4x + 4) \\ &\quad + \alpha_3(x^3 - 6x^2 + 12x - 8) + \alpha_4(x^4 - 8x^3 + 24x^2 - 32x + 16) \end{aligned}$$

$$\begin{aligned}
&= \alpha_4 x^4 + (\alpha_3 - 8\alpha_4) x^3 + (\alpha_2 - 6\alpha_3 + 24\alpha_4) x^2 \\
&\quad + (\alpha_1 - 4\alpha_2 + 12\alpha_3 - 32\alpha_4) x + (-2\alpha_1 + 4\alpha_2 - 8\alpha_3 + 16\alpha_4)
\end{aligned}$$

Equating coefficients (vector equality in  $P_4$ ) gives the homogeneous system of five equations in four variables,

$$\begin{aligned}
\alpha_4 &= 0 \\
\alpha_3 - 8\alpha_4 &= 0 \\
\alpha_2 - 6\alpha_3 + 24\alpha_4 &= 0 \\
\alpha_1 - 4\alpha_2 + 12\alpha_3 - 32\alpha_4 &= 0 \\
-2\alpha_1 + 4\alpha_2 - 8\alpha_3 + 16\alpha_4 &= 0
\end{aligned}$$

We form the coefficient matrix, and row-reduce to obtain a matrix in reduced row-echelon form

$$\begin{bmatrix}
\boxed{1} & 0 & 0 & 0 \\
0 & \boxed{1} & 0 & 0 \\
0 & 0 & \boxed{1} & 0 \\
0 & 0 & 0 & \boxed{1} \\
0 & 0 & 0 & 0
\end{bmatrix}$$

With *only* the trivial solution to this homogeneous system, we conclude that only scalars that will form a relation of linear dependence are the trivial ones, and therefore the set  $S$  is linearly independent (Definition LI [301]). Finally,  $S$  has earned the right to be called a basis for  $W$  (Definition B [317]).  $\square$

### Example BSM22

#### A basis for a subspace of $M_{22}$

In Example SSM22 [307] we discovered that

$$Q = \left\{ \begin{bmatrix} -3 & 1 \\ 0 & 0 \end{bmatrix}, \begin{bmatrix} 1 & 0 \\ -4 & 1 \end{bmatrix} \right\}$$

is a spanning set for the subspace

$$Z = \left\{ \begin{bmatrix} a & b \\ c & d \end{bmatrix} \mid a + 3b - c - 5d = 0, -2a - 6b + 3c + 14d = 0 \right\}$$

of the vector space of all  $2 \times 2$  matrices,  $M_{22}$ . If we can also determine that  $Q$  is linearly independent in  $Z$  (or in  $M_{22}$ ), then it will qualify as a basis for  $Z$ . Let's begin with a relation of linear dependence.

$$\begin{aligned}
\begin{bmatrix} 0 & 0 \\ 0 & 0 \end{bmatrix} &= \alpha_1 \begin{bmatrix} -3 & 1 \\ 0 & 0 \end{bmatrix} + \alpha_2 \begin{bmatrix} 1 & 0 \\ -4 & 1 \end{bmatrix} \\
&= \begin{bmatrix} -3\alpha_1 + \alpha_2 & \alpha_1 \\ -4\alpha_2 & \alpha_2 \end{bmatrix}
\end{aligned}$$

Using our definition of matrix equality (Definition ME [178]) we equate corresponding entries and get a homogeneous system of four equations in two variables,

$$\begin{aligned}
-3\alpha_1 + \alpha_2 &= 0 \\
\alpha_1 &= 0 \\
-4\alpha_2 &= 0 \\
\alpha_2 &= 0
\end{aligned}$$

We could row-reduce the coefficient matrix of this homogeneous system, but it is not necessary. The second and fourth equations tell us that  $\alpha_1 = 0$ ,  $\alpha_2 = 0$  is the *only* solution to this homogeneous

system. This qualifies the set  $Q$  as being linearly independent, since the only relation of linear dependence is trivial (Definition LI [301]). Therefore  $Q$  is a basis for  $Z$  (Definition B [317]).  $\square$

### Example BC

#### Basis for the crazy vector space

In Example LIC [304] and Example SSC [308] we determined that the set  $R = \{(1, 0), (6, 3)\}$  from the crazy vector space,  $C$  (Example CVS [276]), is linearly independent and is a spanning set for  $C$ . By Definition B [317] we see that  $R$  is a basis for  $C$ .  $\square$

We have seen that several of the sets associated with a matrix are subspaces of vector spaces of column vectors. Specifically these are the null space (Theorem NSMS [289]), column space (Theorem CSMS [295]), row space (Theorem RSMS [295]) and left null space (Theorem LNSMS [295]). As subspaces they are vector spaces (Definition S [285]) and it is natural to ask about bases for these vector spaces. Theorem BNS [136], Theorem BCS [232], Theorem BRS [238] each have conclusions that provide linearly independent spanning sets for (respectively) the null space, column space, and row space. Notice that each of these theorems contains the word “basis” in its title, even though we did not know the precise meaning of the word at the time. To find a basis for a left null space we can use the definition of this subspace as a null space (Definition LNS [250]) and apply Theorem BNS [136]. Or Theorem FS [256] tells us that the left null space can be expressed as a row space and we can then use Theorem BRS [238].

Theorem BS [154] is another early result that provides a linearly independent spanning set (i.e. a basis) as its conclusion. If a vector space of column vectors can be expressed as a span of a set of column vectors, then Theorem BS [154] can be employed in a straightforward manner to quickly yield a basis.

## Subsection BSCV

### Bases for Spans of Column Vectors

We have seen several examples of bases in different vector spaces. In this subsection, and the next (Subsection B.BNM [322]), we will consider building bases for  $\mathbb{C}^m$  and its subspaces.

Suppose we have a subspace of  $\mathbb{C}^m$  that is expressed as the span of a set of vectors,  $S$ , and  $S$  is not necessarily linearly independent, or perhaps not very attractive. Theorem REMRS [237] says that row-equivalent matrices have identical row spaces, while Theorem BRS [238] says the nonzero rows of a matrix in reduced row-echelon form are a basis for the row space. These theorems together give us a great computational tool for quickly finding a basis for a subspace that is expressed originally as a span.

### Example RSB

#### Row space basis

When we first defined the span of a set of column vectors, in Example SCAD [118] we looked at the set

$$W = \left\langle \left\{ \begin{bmatrix} 2 \\ -3 \\ 1 \end{bmatrix}, \begin{bmatrix} 1 \\ 4 \\ 1 \end{bmatrix}, \begin{bmatrix} 7 \\ -5 \\ 4 \end{bmatrix}, \begin{bmatrix} -7 \\ -6 \\ -5 \end{bmatrix} \right\} \right\rangle$$

with an eye towards realizing  $W$  as the span of a smaller set. By building relations of linear dependence (though we did not know them by that name then) we were able to remove two vectors and write  $W$  as the span of the other two vectors. These two remaining vectors formed a linearly independent set, even though we did not know that at the time.

Now we know that  $W$  is a subspace and must have a basis. Consider the matrix,  $C$ , whose rows are the vectors in the spanning set for  $W$ ,

$$C = \begin{bmatrix} 2 & -3 & 1 \\ 1 & 4 & 1 \\ 7 & -5 & 4 \\ -7 & -6 & -5 \end{bmatrix}$$

Then, by Definition RSM [236], the row space of  $C$  will be  $W$ ,  $\mathcal{R}(C) = W$ . Theorem BRS [238] tells us that if we row-reduce  $C$ , the nonzero rows of the row-equivalent matrix in reduced row-echelon form will be a basis for  $\mathcal{R}(C)$ , and hence a basis for  $W$ . Let's do it —  $C$  row-reduces to

$$\begin{bmatrix} \boxed{1} & 0 & \frac{7}{11} \\ 0 & \boxed{1} & \frac{1}{11} \\ 0 & 0 & 0 \\ 0 & 0 & 0 \end{bmatrix}$$

If we convert the two nonzero rows to column vectors then we have a basis,

$$B = \left\{ \begin{bmatrix} 1 \\ 0 \\ \frac{7}{11} \end{bmatrix}, \begin{bmatrix} 0 \\ 1 \\ \frac{1}{11} \end{bmatrix} \right\}$$

and

$$W = \left\langle \left\{ \begin{bmatrix} 1 \\ 0 \\ \frac{7}{11} \end{bmatrix}, \begin{bmatrix} 0 \\ 1 \\ \frac{1}{11} \end{bmatrix} \right\} \right\rangle$$

For aesthetic reasons, we might wish to multiply each vector in  $B$  by 11, which will not change the spanning or linear independence properties of  $B$  as a basis. Then we can also write

$$W = \left\langle \left\{ \begin{bmatrix} 11 \\ 0 \\ 7 \end{bmatrix}, \begin{bmatrix} 0 \\ 11 \\ 1 \end{bmatrix} \right\} \right\rangle$$

⊠

Example IAS [239] provides another example of this flavor, though now we can notice that  $X$  is a subspace, and that the resulting set of three vectors is a basis. This is such a powerful technique that we should do one more example.

### Example RS

#### Reducing a span

In Example RSC5 [150] we began with a set of  $n = 4$  vectors from  $\mathbb{C}^5$ ,

$$R = \{\mathbf{v}_1, \mathbf{v}_2, \mathbf{v}_3, \mathbf{v}_4\} = \left\{ \begin{bmatrix} 1 \\ 2 \\ -1 \\ 3 \\ 2 \end{bmatrix}, \begin{bmatrix} 2 \\ 1 \\ 3 \\ 1 \\ 2 \end{bmatrix}, \begin{bmatrix} 0 \\ -7 \\ 6 \\ -11 \\ -2 \end{bmatrix}, \begin{bmatrix} 4 \\ 1 \\ 2 \\ 1 \\ 6 \end{bmatrix} \right\}$$

and defined  $V = \langle R \rangle$ . Our goal in that problem was to find a relation of linear dependence on the vectors in  $R$ , solve the resulting equation for one of the vectors, and re-express  $V$  as the span of a set of three vectors.

Here is another way to accomplish something similar. The row space of the matrix

$$A = \begin{bmatrix} 1 & 2 & -1 & 3 & 2 \\ 2 & 1 & 3 & 1 & 2 \\ 0 & -7 & 6 & -11 & -2 \\ 4 & 1 & 2 & 1 & 6 \end{bmatrix}$$

is equal to  $\langle R \rangle$ . By Theorem BRS [238] we can row-reduce this matrix, ignore any zero rows, and use the non-zero rows as column vectors that are a basis for the row space of  $A$ . Row-reducing  $A$  creates the matrix

$$\begin{bmatrix} 1 & 0 & 0 & -\frac{1}{17} & \frac{30}{17} \\ 0 & 1 & 0 & \frac{25}{17} & -\frac{2}{17} \\ 0 & 0 & 1 & -\frac{2}{17} & -\frac{8}{17} \\ 0 & 0 & 0 & 0 & 0 \end{bmatrix}$$

So

$$\left\{ \begin{bmatrix} 1 \\ 0 \\ 0 \\ -\frac{1}{17} \\ \frac{30}{17} \end{bmatrix}, \begin{bmatrix} 0 \\ 1 \\ 0 \\ \frac{25}{17} \\ -\frac{2}{17} \end{bmatrix}, \begin{bmatrix} 0 \\ 0 \\ 1 \\ -\frac{2}{17} \\ -\frac{8}{17} \end{bmatrix} \right\}$$

is a basis for  $V$ . Our theorem tells us this is a basis, there is no need to verify that the subspace spanned by three vectors (rather than four) is the identical subspace, and there is no need to verify that we have reached the limit in reducing the set, since the set of three vectors is guaranteed to be linearly independent.  $\square$

## Subsection BNM Bases and Nonsingular Matrices

---

A quick source of diverse bases for  $\mathbb{C}^m$  is the set of columns of a nonsingular matrix.

### Theorem CNMB

#### Columns of Nonsingular Matrix are a Basis

Suppose that  $A$  is a square matrix of size  $m$ . Then the columns of  $A$  are a basis of  $\mathbb{C}^m$  if and only if  $A$  is nonsingular.  $\square$

**Proof** ( $\Rightarrow$ ) Suppose that the columns of  $A$  are a basis for  $\mathbb{C}^m$ . Then Definition B [317] says the set of columns is linearly independent. Theorem NMLIC [134] then says that  $A$  is nonsingular.

( $\Leftarrow$ ) Suppose that  $A$  is nonsingular. Then by Theorem NMLIC [134] this set of columns is linearly independent. Theorem CSNM [235] says that for a nonsingular matrix,  $\mathcal{C}(A) = \mathbb{C}^m$ . This is equivalent to saying that the columns of  $A$  are a spanning set for the vector space  $\mathbb{C}^m$ . As a linearly independent spanning set, the columns of  $A$  qualify as a basis for  $\mathbb{C}^m$  (Definition B [317]).  $\blacksquare$

### Example CABAK

#### Columns as Basis, Archetype K

Archetype K [720] is the  $5 \times 5$  matrix

$$K = \begin{bmatrix} 10 & 18 & 24 & 24 & -12 \\ 12 & -2 & -6 & 0 & -18 \\ -30 & -21 & -23 & -30 & 39 \\ 27 & 30 & 36 & 37 & -30 \\ 18 & 24 & 30 & 30 & -20 \end{bmatrix}$$

which is row-equivalent to the  $5 \times 5$  identity matrix  $I_5$ . So by Theorem NMRRI [70],  $K$  is nonsingular. Then Theorem CNMB [322] says the set

$$\left\{ \begin{bmatrix} 10 \\ 12 \\ -30 \\ 27 \\ 18 \end{bmatrix}, \begin{bmatrix} 18 \\ -2 \\ -21 \\ 30 \\ 24 \end{bmatrix}, \begin{bmatrix} 24 \\ -6 \\ -23 \\ 36 \\ 30 \end{bmatrix}, \begin{bmatrix} 24 \\ 0 \\ -30 \\ 37 \\ 30 \end{bmatrix}, \begin{bmatrix} -12 \\ -18 \\ 39 \\ -30 \\ -20 \end{bmatrix} \right\}$$

is a (novel) basis of  $\mathbb{C}^5$ .  $\square$

Perhaps we should view the fact that the standard unit vectors are a basis (Theorem SUVB [317]) as just a simple corollary of Theorem CNMB [322]? (See Technique LC [672].)

With a new equivalence for a nonsingular matrix, we can update our list of equivalences.

### Theorem NME5

#### Nonsingular Matrix Equivalences, Round 5

Suppose that  $A$  is a square matrix of size  $n$ . The following are equivalent.

1.  $A$  is nonsingular.
2.  $A$  row-reduces to the identity matrix.
3. The null space of  $A$  contains only the zero vector,  $\mathcal{N}(A) = \{\mathbf{0}\}$ .
4. The linear system  $\mathcal{LS}(A, \mathbf{b})$  has a unique solution for every possible choice of  $\mathbf{b}$ .
5. The columns of  $A$  are a linearly independent set.
6.  $A$  is invertible.
7. The column space of  $A$  is  $\mathbb{C}^n$ ,  $\mathcal{C}(A) = \mathbb{C}^n$ .
8. The columns of  $A$  are a basis for  $\mathbb{C}^n$ .

□

**Proof** With a new equivalence for a nonsingular matrix in Theorem CNMB [322] we can expand Theorem NME4 [235]. ■

## Subsection OBC Orthonormal Bases and Coordinates

---

We learned about orthogonal sets of vectors in  $\mathbb{C}^m$  back in Section O [163], and we also learned that orthogonal sets are automatically linearly independent (Theorem OSLI [170]). When an orthogonal set also spans a subspace of  $\mathbb{C}^m$ , then the set is a basis. And when the set is orthonormal, then the set is an incredibly nice basis. We will back up this claim with a theorem, but first consider how you might manufacture such a set.

Suppose that  $W$  is a subspace of  $\mathbb{C}^m$  with basis  $B$ . Then  $B$  spans  $W$  and is a linearly independent set of nonzero vectors. We can apply the Gram-Schmidt Procedure (Theorem GSP [171]) and obtain a linearly independent set  $T$  such that  $\langle T \rangle = \langle B \rangle = W$  and  $T$  is orthogonal. In other words,  $T$  is a basis for  $W$ , and is an orthogonal set. By scaling each vector of  $T$  to norm 1, we can convert  $T$  into an orthonormal set, without destroying the properties that make it a basis of  $W$ . In short, we can convert any basis into an orthonormal basis. Example GSTV [172], followed by Example ONTV [173], illustrates this process.

Unitary matrices (Definition UM [223]) are another good source of orthonormal bases (and vice versa). Suppose that  $Q$  is a unitary matrix of size  $n$ . Then the  $n$  columns of  $Q$  form an orthonormal set (Theorem CUMOS [224]) that is therefore linearly independent (Theorem OSLI [170]). Since  $Q$  is invertible (Theorem UMI [224]), we know  $Q$  is nonsingular (Theorem NI [222]), and then the columns of  $Q$  span  $\mathbb{C}^n$  (Theorem CSNM [235]). So the columns of a unitary matrix of size  $n$  are an orthonormal basis for  $\mathbb{C}^n$ .

Why all the fuss about orthonormal bases? Theorem VRRB [309] told us that any vector in a vector space could be written, uniquely, as a linear combination of basis vectors. For an orthonormal basis, finding the scalars for this linear combination is extremely easy, and this is the content of the next theorem. Furthermore, with vectors written this way (as linear combinations of the elements of an orthonormal set) certain computations and analysis become much easier. Here's the promised theorem.

### Theorem COB Coordinates and Orthonormal Bases

Suppose that  $B = \{\mathbf{v}_1, \mathbf{v}_2, \mathbf{v}_3, \dots, \mathbf{v}_p\}$  is an orthonormal basis of the subspace  $W$  of  $\mathbb{C}^m$ . For any  $\mathbf{w} \in W$ ,

$$\mathbf{w} = \langle \mathbf{w}, \mathbf{v}_1 \rangle \mathbf{v}_1 + \langle \mathbf{w}, \mathbf{v}_2 \rangle \mathbf{v}_2 + \langle \mathbf{w}, \mathbf{v}_3 \rangle \mathbf{v}_3 + \cdots + \langle \mathbf{w}, \mathbf{v}_p \rangle \mathbf{v}_p$$

□

**Proof** Because  $B$  is a basis of  $W$ , Theorem VRRB [309] tells us that we can write  $\mathbf{w}$  uniquely as a linear combination of the vectors in  $B$ . So it is not this aspect of the conclusion that makes

this theorem interesting. What is interesting is that the particular scalars are so easy to compute. No need to solve big systems of equations — just do an inner product of  $\mathbf{w}$  with  $\mathbf{v}_i$  to arrive at the coefficient of  $\mathbf{v}_i$  in the linear combination.

So begin the proof by writing  $\mathbf{w}$  as a linear combination of the vectors in  $B$ , using unknown scalars,

$$\mathbf{w} = a_1\mathbf{v}_1 + a_2\mathbf{v}_2 + a_3\mathbf{v}_3 + \cdots + a_p\mathbf{v}_p$$

and compute,

$$\begin{aligned} \langle \mathbf{w}, \mathbf{v}_i \rangle &= \left\langle \sum_{k=1}^p a_k \mathbf{v}_k, \mathbf{v}_i \right\rangle && \text{Theorem VRRB [309]} \\ &= \sum_{k=1}^p \langle a_k \mathbf{v}_k, \mathbf{v}_i \rangle && \text{Theorem IPVA [165]} \\ &= \sum_{k=1}^p a_k \langle \mathbf{v}_k, \mathbf{v}_i \rangle && \text{Theorem IPSM [165]} \\ &= a_i \langle \mathbf{v}_i, \mathbf{v}_i \rangle + \sum_{\substack{k=1 \\ k \neq i}}^p a_k \langle \mathbf{v}_k, \mathbf{v}_i \rangle && \text{Property C [272]} \\ &= a_i(1) + \sum_{\substack{k=1 \\ k \neq i}}^p a_k(0) && \text{Definition ONS [173]} \\ &= a_i \end{aligned}$$

So the (unique) scalars for the linear combination are indeed the inner products advertised in the conclusion of the theorem's statement.  $\blacksquare$

#### Example CROB4

##### Coordinatization relative to an orthonormal basis, $\mathbb{C}^4$

The set

$$\{\mathbf{x}_1, \mathbf{x}_2, \mathbf{x}_3, \mathbf{x}_4\} = \left\{ \begin{bmatrix} 1+i \\ 1 \\ 1-i \\ i \end{bmatrix}, \begin{bmatrix} 1+5i \\ 6+5i \\ -7-i \\ 1-6i \end{bmatrix}, \begin{bmatrix} -7+34i \\ -8-23i \\ -10+22i \\ 30+13i \end{bmatrix}, \begin{bmatrix} -2-4i \\ 6+i \\ 4+3i \\ 6-i \end{bmatrix} \right\}$$

was proposed, and partially verified, as an orthogonal set in Example AOS [169]. Let's scale each vector to norm 1, so as to form an orthonormal set in  $\mathbb{C}^4$ . Then by Theorem OSLI [170] the set will be linearly independent, and by Theorem NME5 [322] the set will be a basis for  $\mathbb{C}^4$ . So, once scaled to norm 1, the adjusted set will be an orthonormal basis of  $\mathbb{C}^4$ . The norms are,

$$\|\mathbf{x}_1\| = \sqrt{6} \quad \|\mathbf{x}_2\| = \sqrt{174} \quad \|\mathbf{x}_3\| = \sqrt{3451} \quad \|\mathbf{x}_4\| = \sqrt{119}$$

So an orthonormal basis is

$$\begin{aligned} B &= \{\mathbf{v}_1, \mathbf{v}_2, \mathbf{v}_3, \mathbf{v}_4\} \\ &= \left\{ \frac{1}{\sqrt{6}} \begin{bmatrix} 1+i \\ 1 \\ 1-i \\ i \end{bmatrix}, \frac{1}{\sqrt{174}} \begin{bmatrix} 1+5i \\ 6+5i \\ -7-i \\ 1-6i \end{bmatrix}, \frac{1}{\sqrt{3451}} \begin{bmatrix} -7+34i \\ -8-23i \\ -10+22i \\ 30+13i \end{bmatrix}, \frac{1}{\sqrt{119}} \begin{bmatrix} -2-4i \\ 6+i \\ 4+3i \\ 6-i \end{bmatrix} \right\} \end{aligned}$$

Now, to illustrate Theorem COB [323], choose any vector from  $\mathbb{C}^4$ , say  $\mathbf{w} = \begin{bmatrix} 2 \\ -3 \\ 1 \\ 4 \end{bmatrix}$ , and compute

$$\langle \mathbf{w}, \mathbf{v}_1 \rangle = \frac{-5i}{\sqrt{6}}, \quad \langle \mathbf{w}, \mathbf{v}_2 \rangle = \frac{-19+30i}{\sqrt{174}}, \quad \langle \mathbf{w}, \mathbf{v}_3 \rangle = \frac{120-211i}{\sqrt{3451}}, \quad \langle \mathbf{w}, \mathbf{v}_4 \rangle = \frac{6+12i}{\sqrt{119}}$$

Then Theorem COB [323] guarantees that

$$\begin{aligned} \begin{bmatrix} 2 \\ -3 \\ 1 \\ 4 \end{bmatrix} &= \frac{-5i}{\sqrt{6}} \left( \frac{1}{\sqrt{6}} \begin{bmatrix} 1+i \\ 1 \\ 1-i \\ i \end{bmatrix} \right) + \frac{-19+30i}{\sqrt{174}} \left( \frac{1}{\sqrt{174}} \begin{bmatrix} 1+5i \\ 6+5i \\ -7-i \\ 1-6i \end{bmatrix} \right) \\ &+ \frac{120-211i}{\sqrt{3451}} \left( \frac{1}{\sqrt{3451}} \begin{bmatrix} -7+34i \\ -8-23i \\ -10+22i \\ 30+13i \end{bmatrix} \right) + \frac{6+12i}{\sqrt{119}} \left( \frac{1}{\sqrt{119}} \begin{bmatrix} -2-4i \\ 6+i \\ 4+3i \\ 6-i \end{bmatrix} \right) \end{aligned}$$

as you might want to check (if you have unlimited patience).  $\square$

A slightly less intimidating example follows, in three dimensions and with just real numbers.

### Example CROB3

#### Coordinatization relative to an orthonormal basis, $\mathbb{C}^3$

The set

$$\{\mathbf{x}_1, \mathbf{x}_2, \mathbf{x}_3\} = \left\{ \begin{bmatrix} 1 \\ 2 \\ 1 \end{bmatrix}, \begin{bmatrix} -1 \\ 0 \\ 1 \end{bmatrix}, \begin{bmatrix} 2 \\ 1 \\ 1 \end{bmatrix} \right\}$$

is a linearly independent set, which the Gram-Schmidt Process (Theorem GSP [171]) converts to an orthogonal set, and which can then be converted to the orthonormal set,

$$B = \{\mathbf{v}_1, \mathbf{v}_2, \mathbf{v}_3\} = \left\{ \frac{1}{\sqrt{6}} \begin{bmatrix} 1 \\ 2 \\ 1 \end{bmatrix}, \frac{1}{\sqrt{2}} \begin{bmatrix} -1 \\ 0 \\ 1 \end{bmatrix}, \frac{1}{\sqrt{3}} \begin{bmatrix} 1 \\ -1 \\ 1 \end{bmatrix} \right\}$$

which is therefore an orthonormal basis of  $\mathbb{C}^3$ . With three vectors in  $\mathbb{C}^3$ , all with real number entries, the inner product (Definition IP [164]) reduces to the usual “dot product” (or scalar product) and the orthogonal pairs of vectors can be interpreted as perpendicular pairs of directions. So the vectors in  $B$  serve as replacements for our usual 3-D axes, or the usual 3-D unit vectors  $\vec{i}, \vec{j}$  and  $\vec{k}$ . We would like to decompose arbitrary vectors into “components” in the directions of each of these basis vectors. It is Theorem COB [323] that tells us how to do this.

Suppose that we choose  $\mathbf{w} = \begin{bmatrix} 2 \\ -1 \\ 5 \end{bmatrix}$ . Compute

$$\langle \mathbf{w}, \mathbf{v}_1 \rangle = \frac{5}{\sqrt{6}} \qquad \langle \mathbf{w}, \mathbf{v}_2 \rangle = \frac{3}{\sqrt{2}} \qquad \langle \mathbf{w}, \mathbf{v}_3 \rangle = \frac{8}{\sqrt{3}}$$

then Theorem COB [323] guarantees that

$$\begin{bmatrix} 2 \\ -1 \\ 5 \end{bmatrix} = \frac{5}{\sqrt{6}} \left( \frac{1}{\sqrt{6}} \begin{bmatrix} 1 \\ 2 \\ 1 \end{bmatrix} \right) + \frac{3}{\sqrt{2}} \left( \frac{1}{\sqrt{2}} \begin{bmatrix} -1 \\ 0 \\ 1 \end{bmatrix} \right) + \frac{8}{\sqrt{3}} \left( \frac{1}{\sqrt{3}} \begin{bmatrix} 1 \\ -1 \\ 1 \end{bmatrix} \right)$$

which you should be able to check easily, even if you do not have much patience.  $\square$

Not only do the columns of a unitary matrix form an orthonormal basis, but there is a deeper connection between orthonormal bases and unitary matrices. Informally, the next theorem says that if we transform each vector of an orthonormal basis by multiplying it by a unitary matrix, then the resulting set will be another orthonormal basis. And more remarkably, any matrix with this property must be unitary! As an equivalence (Technique E [666]) we could take this as our defining property of a unitary matrix, though it might not have the same utility as Definition UM [223].



**Theorem UMCOB**
**Unitary Matrices Convert Orthonormal Bases**

Let  $A$  be an  $n \times n$  matrix and  $B = \{\mathbf{x}_1, \mathbf{x}_2, \mathbf{x}_3, \dots, \mathbf{x}_n\}$  be an orthonormal basis of  $\mathbb{C}^n$ . Define

$$C = \{A\mathbf{x}_1, A\mathbf{x}_2, A\mathbf{x}_3, \dots, A\mathbf{x}_n\}$$

Then  $A$  is a unitary matrix if and only if  $C$  is an orthonormal basis of  $\mathbb{C}^n$ .  $\square$

**Proof** ( $\Rightarrow$ ) Assume  $A$  is a unitary matrix and establish several facts about  $C$ . First we check that  $C$  is an orthonormal set (Definition ONS [173]). By Theorem UMPIP [225], for  $i \neq j$ ,

$$\langle A\mathbf{x}_i, A\mathbf{x}_j \rangle = \langle \mathbf{x}_i, \mathbf{x}_j \rangle = 0$$

Similarly, Theorem UMPIP [225] also gives, for  $1 \leq i \leq n$ ,

$$\|A\mathbf{x}_i\| = \|\mathbf{x}_i\| = 1$$

As  $C$  is an orthogonal set (Definition OSV [169]), Theorem OSLI [170] yields the linear independence of  $C$ . Having established that the column vectors on  $C$  form a linearly independent set, a matrix whose columns are the vectors of  $C$  is nonsingular (Theorem NMLIC [134]), and hence these vectors form a basis of  $\mathbb{C}^n$  by Theorem CNMB [322].

( $\Leftarrow$ ) Now assume that  $C$  is an orthonormal set. Let  $\mathbf{y}$  be an arbitrary vector from  $\mathbb{C}^n$ . Since  $B$  spans  $\mathbb{C}^n$ , there are scalars,  $a_1, a_2, a_3, \dots, a_n$ , such that

$$\mathbf{y} = a_1\mathbf{x}_1 + a_2\mathbf{x}_2 + a_3\mathbf{x}_3 + \dots + a_n\mathbf{x}_n$$

Now

$$\begin{aligned} A^*A\mathbf{y} &= \sum_{i=1}^n \langle A^*A\mathbf{y}, \mathbf{x}_i \rangle \mathbf{x}_i && \text{Theorem COB [323]} \\ &= \sum_{i=1}^n \left\langle A^*A \sum_{j=1}^n a_j \mathbf{x}_j, \mathbf{x}_i \right\rangle \mathbf{x}_i && \text{Definition TSVS [305]} \\ &= \sum_{i=1}^n \left\langle \sum_{j=1}^n A^*A a_j \mathbf{x}_j, \mathbf{x}_i \right\rangle \mathbf{x}_i && \text{Theorem MMDAA [196]} \\ &= \sum_{i=1}^n \left\langle \sum_{j=1}^n a_j A^*A \mathbf{x}_j, \mathbf{x}_i \right\rangle \mathbf{x}_i && \text{Theorem MMSMM [197]} \\ &= \sum_{i=1}^n \sum_{j=1}^n \langle a_j A^*A \mathbf{x}_j, \mathbf{x}_i \rangle \mathbf{x}_i && \text{Theorem IPVA [165]} \\ &= \sum_{i=1}^n \sum_{j=1}^n a_j \langle A^*A \mathbf{x}_j, \mathbf{x}_i \rangle \mathbf{x}_i && \text{Theorem IPSM [165]} \\ &= \sum_{i=1}^n \sum_{j=1}^n a_j \langle A \mathbf{x}_j, (A^*)^* \mathbf{x}_i \rangle \mathbf{x}_i && \text{Theorem AIP [200]} \\ &= \sum_{i=1}^n \sum_{j=1}^n a_j \langle A \mathbf{x}_j, A \mathbf{x}_i \rangle \mathbf{x}_i && \text{Theorem AA [185]} \\ &= \sum_{i=1}^n \sum_{\substack{j=1 \\ j \neq i}}^n a_j \langle A \mathbf{x}_j, A \mathbf{x}_i \rangle \mathbf{x}_i + \sum_{\ell=1}^n a_\ell \langle A \mathbf{x}_\ell, A \mathbf{x}_\ell \rangle \mathbf{x}_\ell && \text{Property C [272]} \\ &= \sum_{i=1}^n \sum_{\substack{j=1 \\ j \neq i}}^n a_j (0) \mathbf{x}_i + \sum_{\ell=1}^n a_\ell (1) \mathbf{x}_\ell && \text{Definition ONS [173]} \end{aligned}$$

$$= \sum_{i=1}^n \sum_{\substack{j=1 \\ j \neq i}}^n \mathbf{0} + \sum_{\ell=1}^n a_{\ell} \mathbf{x}_{\ell} \quad \text{Theorem ZSSM [279]}$$

$$= \sum_{\ell=1}^n a_{\ell} \mathbf{x}_{\ell} \quad \text{Property Z [272]}$$

$$= \mathbf{y}$$

$$= I_n \mathbf{y} \quad \text{Theorem MMIM [196]}$$

Since the choice of  $\mathbf{y}$  was arbitrary, Theorem EMMVP [192] tells us that  $A^*A = I_n$ , so  $A$  is unitary (Definition UM [223]). ■

## Subsection READ Reading Questions

1. The matrix below is nonsingular. What can you now say about its columns?

$$A = \begin{bmatrix} -3 & 0 & 1 \\ 1 & 2 & 1 \\ 5 & 1 & 6 \end{bmatrix}$$

2. Write the vector  $\mathbf{w} = \begin{bmatrix} 6 \\ 6 \\ 15 \end{bmatrix}$  as a linear combination of the columns of the matrix  $A$  above.

How many ways are there to answer this question?

3. Why is an orthonormal basis desirable?

**Subsection EXC****Exercises**

---

**C40** From Example RSB [320], form an arbitrary (and nontrivial) linear combination of the four vectors in the original spanning set for  $W$ . So the result of this computation is of course an element of  $W$ . As such, this vector should be a linear combination of the basis vectors in  $B$ . Find the (unique) scalars that provide this linear combination. Repeat with another linear combination of the original four vectors.

Contributed by Robert Beezer Solution [330]

**C80** Prove that  $\{(1, 2), (2, 3)\}$  is a basis for the crazy vector space  $C$  (Example CVS [276]).

Contributed by Robert Beezer

**M20** In Example BM [318] provide the verifications (linear independence and spanning) to show that  $B$  is a basis of  $M_{mn}$ .

Contributed by Robert Beezer Solution [329]

**T50** Theorem UMCOB [326] says that unitary matrices are characterized as those matrices that “carry” orthonormal bases to orthonormal bases. This problem asks you to prove a similar result: nonsingular matrices are characterized as those matrices that “carry” bases to bases.

More precisely, suppose that  $A$  is a square matrix of size  $n$  and  $B = \{\mathbf{x}_1, \mathbf{x}_2, \mathbf{x}_3, \dots, \mathbf{x}_n\}$  is a basis of  $\mathbb{C}^n$ . Prove that  $A$  is nonsingular if and only if  $C = \{A\mathbf{x}_1, A\mathbf{x}_2, A\mathbf{x}_3, \dots, A\mathbf{x}_n\}$  is a basis of  $\mathbb{C}^n$ . (See also Exercise PD.T33 [356], Exercise MR.T20 [544].)

Contributed by Robert Beezer Solution [330]

**T51** Use the result of Exercise B.T50 [328] to build a very concise proof of Theorem CNMB [322]. (Hint: make a judicious choice for the basis  $B$ .)

Contributed by Robert Beezer Solution [331]

**Subsection SOL  
Solutions**

**M20** Contributed by Robert Beezer Statement [328]

We need to establish the linear independence and spanning properties of the set

$$B = \{B_{k\ell} \mid 1 \leq k \leq m, 1 \leq \ell \leq n\}$$

relative to the vector space  $M_{mn}$ .

This proof is more transparent if you write out individual matrices in the basis with lots of zeros and dots and a lone one. But we don't have room for that here, so we will use summation notation. Think carefully about each step, especially when the double summations seem to “disappear.” Begin with a relation of linear dependence, using double subscripts on the scalars to align with the basis elements.

$$\mathcal{O} = \sum_{k=1}^m \sum_{\ell=1}^n \alpha_{k\ell} B_{k\ell}$$

Now consider the entry in row  $i$  and column  $j$  for these equal matrices,

$$\begin{aligned} 0 &= [\mathcal{O}]_{ij} && \text{Definition ZM [181]} \\ &= \left[ \sum_{k=1}^m \sum_{\ell=1}^n \alpha_{k\ell} B_{k\ell} \right]_{ij} && \text{Definition ME [178]} \\ &= \sum_{k=1}^m \sum_{\ell=1}^n [\alpha_{k\ell} B_{k\ell}]_{ij} && \text{Definition MA [178]} \\ &= \sum_{k=1}^m \sum_{\ell=1}^n \alpha_{k\ell} [B_{k\ell}]_{ij} && \text{Definition MSM [179]} \\ &= \alpha_{ij} [B_{ij}]_{ij} && [B_{k\ell}]_{ij} = 0 \text{ when } (k, \ell) \neq (i, j) \\ &= \alpha_{ij}(1) && [B_{ij}]_{ij} = 1 \\ &= \alpha_{ij} \end{aligned}$$

Since  $i$  and  $j$  were arbitrary, we find that each scalar is zero and so  $B$  is linearly independent (Definition LI [301]).

To establish the spanning property of  $B$  we need only show that an arbitrary matrix  $A$  can be written as a linear combination of the elements of  $B$ . So suppose that  $A$  is an arbitrary  $m \times n$  matrix and consider the matrix  $C$  defined as a linear combination of the elements of  $B$  by

$$C = \sum_{k=1}^m \sum_{\ell=1}^n [A]_{k\ell} B_{k\ell}$$

Then,

$$\begin{aligned} [C]_{ij} &= \left[ \sum_{k=1}^m \sum_{\ell=1}^n [A]_{k\ell} B_{k\ell} \right]_{ij} && \text{Definition ME [178]} \\ &= \sum_{k=1}^m \sum_{\ell=1}^n [[A]_{k\ell} B_{k\ell}]_{ij} && \text{Definition MA [178]} \\ &= \sum_{k=1}^m \sum_{\ell=1}^n [A]_{k\ell} [B_{k\ell}]_{ij} && \text{Definition MSM [179]} \\ &= [A]_{ij} [B_{ij}]_{ij} && [B_{k\ell}]_{ij} = 0 \text{ when } (k, \ell) \neq (i, j) \\ &= [A]_{ij}(1) && [B_{ij}]_{ij} = 1 \end{aligned}$$

$$= [A]_{ij}$$

So by Definition ME [178],  $A = C$ , and therefore  $A \in \langle B \rangle$ . By Definition B [317], the set  $B$  is a basis of the vector space  $M_{mn}$ .

**C40** Contributed by Robert Beezer Statement [328]

An arbitrary linear combination is

$$\mathbf{y} = 3 \begin{bmatrix} 2 \\ -3 \\ 1 \end{bmatrix} + (-2) \begin{bmatrix} 1 \\ 4 \\ 1 \end{bmatrix} + 1 \begin{bmatrix} 7 \\ -5 \\ 4 \end{bmatrix} + (-2) \begin{bmatrix} -7 \\ -6 \\ -5 \end{bmatrix} = \begin{bmatrix} 25 \\ -10 \\ 15 \end{bmatrix}$$

(You probably used a different collection of scalars.) We want to write  $\mathbf{y}$  as a linear combination of

$$B = \left\{ \begin{bmatrix} 1 \\ 0 \\ \frac{7}{11} \end{bmatrix}, \begin{bmatrix} 0 \\ 1 \\ \frac{1}{11} \end{bmatrix} \right\}$$

We could set this up as vector equation with variables as scalars in a linear combination of the vectors in  $B$ , but since the first two slots of  $B$  have such a nice pattern of zeros and ones, we can determine the necessary scalars easily and then double-check our answer with a computation in the third slot,

$$25 \begin{bmatrix} 1 \\ 0 \\ \frac{7}{11} \end{bmatrix} + (-10) \begin{bmatrix} 0 \\ 1 \\ \frac{1}{11} \end{bmatrix} = \begin{bmatrix} 25 \\ -10 \\ (25)\frac{7}{11} + (-10)\frac{1}{11} \end{bmatrix} = \begin{bmatrix} 25 \\ -10 \\ 15 \end{bmatrix} = \mathbf{y}$$

Notice how the uniqueness of these scalars arises. They are *forced* to be 25 and  $-10$ .

**T50** Contributed by Robert Beezer Statement [328]

Our first proof relies mostly on definitions of linear independence and spanning, which is a good exercise. The second proof is shorter and turns on a technical result from our work with matrix inverses, Theorem NPNT [220].

( $\Rightarrow$ ) Assume that  $A$  is nonsingular and prove that  $C$  is a basis of  $\mathbb{C}^n$ . First show that  $C$  is linearly independent. Work on a relation of linear dependence on  $C$ ,

$$\begin{aligned} \mathbf{0} &= a_1 A\mathbf{x}_1 + a_2 A\mathbf{x}_2 + a_3 A\mathbf{x}_3 + \cdots + a_n A\mathbf{x}_n && \text{Definition RLD [301]} \\ &= Aa_1\mathbf{x}_1 + Aa_2\mathbf{x}_2 + Aa_3\mathbf{x}_3 + \cdots + Aa_n\mathbf{x}_n && \text{Theorem MMSMM [197]} \\ &= A(a_1\mathbf{x}_1 + a_2\mathbf{x}_2 + a_3\mathbf{x}_3 + \cdots + a_n\mathbf{x}_n) && \text{Theorem MMDAA [196]} \end{aligned}$$

Since  $A$  is nonsingular, Definition NM [69] and Theorem SLEMM [191] allows us to conclude that

$$a_1\mathbf{x}_1 + a_2\mathbf{x}_2 + \cdots + a_n\mathbf{x}_n = \mathbf{0}$$

But this is a relation of linear dependence of the linearly independent set  $B$ , so the scalars are trivial,  $a_1 = a_2 = a_3 = \cdots = a_n = 0$ . By Definition LI [301], the set  $C$  is linearly independent.

Now prove that  $C$  spans  $\mathbb{C}^n$ . Given an arbitrary vector  $\mathbf{y} \in \mathbb{C}^n$ , can it be expressed as a linear combination of the vectors in  $C$ ? Since  $A$  is a nonsingular matrix we can define the vector  $\mathbf{w}$  to be the unique solution of the system  $\mathcal{LS}(A, \mathbf{y})$  (Theorem NMUS [72]). Since  $\mathbf{w} \in \mathbb{C}^n$  we can write  $\mathbf{w}$  as a linear combination of the vectors in the basis  $B$ . So there are scalars,  $b_1, b_2, b_3, \dots, b_n$  such that

$$\mathbf{w} = b_1\mathbf{x}_1 + b_2\mathbf{x}_2 + b_3\mathbf{x}_3 + \cdots + b_n\mathbf{x}_n$$

Then,

$$\begin{aligned} \mathbf{y} &= A\mathbf{w} && \text{Theorem SLEMM [191]} \\ &= A(b_1\mathbf{x}_1 + b_2\mathbf{x}_2 + b_3\mathbf{x}_3 + \cdots + b_n\mathbf{x}_n) && \text{Definition TSVS [305]} \\ &= Ab_1\mathbf{x}_1 + Ab_2\mathbf{x}_2 + Ab_3\mathbf{x}_3 + \cdots + Ab_n\mathbf{x}_n && \text{Theorem MMDAA [196]} \end{aligned}$$

$$= b_1 A\mathbf{x}_1 + b_2 A\mathbf{x}_2 + b_3 A\mathbf{x}_3 + \cdots + b_n A\mathbf{x}_n \quad \text{Theorem MMSMM [197]}$$

So we can write an arbitrary vector of  $\mathbb{C}^n$  as a linear combination of the elements of  $C$ . In other words,  $C$  spans  $\mathbb{C}^n$  (Definition TSVS [305]). By Definition B [317], the set  $C$  is a basis for  $\mathbb{C}^n$ .

( $\Leftarrow$ ) Assume that  $C$  is a basis and prove that  $A$  is nonsingular. Let  $\mathbf{x}$  be a solution to the homogeneous system  $\mathcal{LS}(A, \mathbf{0})$ . Since  $B$  is a basis of  $\mathbb{C}^n$  there are scalars,  $a_1, a_2, a_3, \dots, a_n$ , such that

$$\mathbf{x} = a_1 \mathbf{x}_1 + a_2 \mathbf{x}_2 + a_3 \mathbf{x}_3 + \cdots + a_n \mathbf{x}_n$$

Then

$$\begin{aligned} \mathbf{0} &= A\mathbf{x} && \text{Theorem SLEMM [191]} \\ &= A(a_1 \mathbf{x}_1 + a_2 \mathbf{x}_2 + a_3 \mathbf{x}_3 + \cdots + a_n \mathbf{x}_n) && \text{Definition TSVS [305]} \\ &= Aa_1 \mathbf{x}_1 + Aa_2 \mathbf{x}_2 + Aa_3 \mathbf{x}_3 + \cdots + Aa_n \mathbf{x}_n && \text{Theorem MMDAA [196]} \\ &= a_1 A\mathbf{x}_1 + a_2 A\mathbf{x}_2 + a_3 A\mathbf{x}_3 + \cdots + a_n A\mathbf{x}_n && \text{Theorem MMSMM [197]} \end{aligned}$$

This is a relation of linear dependence on the linearly independent set  $C$ , so the scalars must all be zero,  $a_1 = a_2 = a_3 = \cdots = a_n = 0$ . Thus,

$$\mathbf{x} = a_1 \mathbf{x}_1 + a_2 \mathbf{x}_2 + a_3 \mathbf{x}_3 + \cdots + a_n \mathbf{x}_n = 0\mathbf{x}_1 + 0\mathbf{x}_2 + 0\mathbf{x}_3 + \cdots + 0\mathbf{x}_n = \mathbf{0}.$$

By Definition NM [69] we see that  $A$  is nonsingular.

Now for a second proof. Take the vectors for  $B$  and use them as the columns of a matrix,  $G = [\mathbf{x}_1 | \mathbf{x}_2 | \mathbf{x}_3 | \dots | \mathbf{x}_n]$ . By Theorem CNMB [322], because we have the hypothesis that  $B$  is a basis of  $\mathbb{C}^n$ ,  $G$  is a nonsingular matrix. Notice that the columns of  $AG$  are exactly the vectors in the set  $C$ , by Definition MM [193].

$$\begin{aligned} A \text{ nonsingular} &\iff AG \text{ nonsingular} && \text{Theorem NPNT [220]} \\ &\iff C \text{ basis for } \mathbb{C}^n && \text{Theorem CNMB [322]} \end{aligned}$$

That was easy!

**T51** Contributed by Robert Beezer Statement [328]

Choose  $B$  to be the set of standard unit vectors, a particularly nice basis of  $\mathbb{C}^n$  (Theorem SUVB [317]). For a vector  $\mathbf{e}_j$  (Definition SUV [169]) from this basis, what is  $A\mathbf{e}_j$ ?

## Section D

### Dimension

Almost every vector space we have encountered has been infinite in size (an exception is Example VSS [276]). But some are bigger and richer than others. Dimension, once suitably defined, will be a measure of the size of a vector space, and a useful tool for studying its properties. You probably already have a rough notion of what a mathematical definition of dimension might be — try to forget these imprecise ideas and go with the new ones given here.

### Subsection D

#### Dimension

#### Definition D

##### Dimension

Suppose that  $V$  is a vector space and  $\{\mathbf{v}_1, \mathbf{v}_2, \mathbf{v}_3, \dots, \mathbf{v}_t\}$  is a basis of  $V$ . Then the **dimension** of  $V$  is defined by  $\dim(V) = t$ . If  $V$  has no finite bases, we say  $V$  has infinite dimension.

(This definition contains Notation D.) △

This is a very simple definition, which belies its power. Grab a basis, any basis, and count up the number of vectors it contains. That's the dimension. However, this simplicity causes a problem. Given a vector space, you and I could each construct different bases — remember that a vector space might have many bases. And what if your basis and my basis had different sizes? Applying Definition D [332] we would arrive at different numbers! With our current knowledge about vector spaces, we would have to say that dimension is not “well-defined.” Fortunately, there is a theorem that will correct this problem.

In a strictly logical progression, the next two theorems would *precede* the definition of dimension. Many subsequent theorems will trace their lineage back to the following fundamental result.

#### Theorem SSLD

##### Spanning Sets and Linear Dependence

Suppose that  $S = \{\mathbf{v}_1, \mathbf{v}_2, \mathbf{v}_3, \dots, \mathbf{v}_t\}$  is a finite set of vectors which spans the vector space  $V$ . Then any set of  $t + 1$  or more vectors from  $V$  is linearly dependent. □

**Proof** We want to prove that any set of  $t + 1$  or more vectors from  $V$  is linearly dependent. So we will begin with a totally arbitrary set of vectors from  $V$ ,  $R = \{\mathbf{u}_1, \mathbf{u}_2, \mathbf{u}_3, \dots, \mathbf{u}_m\}$ , where  $m > t$ . We will now construct a nontrivial relation of linear dependence on  $R$ .

Each vector  $\mathbf{u}_1, \mathbf{u}_2, \mathbf{u}_3, \dots, \mathbf{u}_m$  can be written as a linear combination of  $\mathbf{v}_1, \mathbf{v}_2, \mathbf{v}_3, \dots, \mathbf{v}_t$  since  $S$  is a spanning set of  $V$ . This means there exist scalars  $a_{ij}$ ,  $1 \leq i \leq t$ ,  $1 \leq j \leq m$ , so that

$$\begin{aligned}\mathbf{u}_1 &= a_{11}\mathbf{v}_1 + a_{21}\mathbf{v}_2 + a_{31}\mathbf{v}_3 + \cdots + a_{t1}\mathbf{v}_t \\ \mathbf{u}_2 &= a_{12}\mathbf{v}_1 + a_{22}\mathbf{v}_2 + a_{32}\mathbf{v}_3 + \cdots + a_{t2}\mathbf{v}_t \\ \mathbf{u}_3 &= a_{13}\mathbf{v}_1 + a_{23}\mathbf{v}_2 + a_{33}\mathbf{v}_3 + \cdots + a_{t3}\mathbf{v}_t \\ &\vdots \\ \mathbf{u}_m &= a_{1m}\mathbf{v}_1 + a_{2m}\mathbf{v}_2 + a_{3m}\mathbf{v}_3 + \cdots + a_{tm}\mathbf{v}_t\end{aligned}$$

Now we form, unmotivated, the homogeneous system of  $t$  equations in the  $m$  variables,  $x_1, x_2, x_3, \dots, x_m$ , where the coefficients are the just-discovered scalars  $a_{ij}$ ,

$$\begin{aligned}a_{11}x_1 + a_{12}x_2 + a_{13}x_3 + \cdots + a_{1m}x_m &= 0 \\ a_{21}x_1 + a_{22}x_2 + a_{23}x_3 + \cdots + a_{2m}x_m &= 0 \\ a_{31}x_1 + a_{32}x_2 + a_{33}x_3 + \cdots + a_{3m}x_m &= 0\end{aligned}$$

$$\begin{aligned} & \vdots \\ a_{t1}x_1 + a_{t2}x_2 + a_{t3}x_3 + \cdots + a_{tm}x_m &= 0 \end{aligned}$$

This is a homogeneous system with more variables than equations (our hypothesis is expressed as  $m > t$ ), so by Theorem HMVEI [62] there are infinitely many solutions. Choose a nontrivial solution and denote it by  $x_1 = c_1, x_2 = c_2, x_3 = c_3, \dots, x_m = c_m$ . As a solution to the homogeneous system, we then have

$$\begin{aligned} a_{11}c_1 + a_{12}c_2 + a_{13}c_3 + \cdots + a_{1m}c_m &= 0 \\ a_{21}c_1 + a_{22}c_2 + a_{23}c_3 + \cdots + a_{2m}c_m &= 0 \\ a_{31}c_1 + a_{32}c_2 + a_{33}c_3 + \cdots + a_{3m}c_m &= 0 \\ & \vdots \\ a_{t1}c_1 + a_{t2}c_2 + a_{t3}c_3 + \cdots + a_{tm}c_m &= 0 \end{aligned}$$

As a collection of nontrivial scalars,  $c_1, c_2, c_3, \dots, c_m$  will provide the nontrivial relation of linear dependence we desire,

$$\begin{aligned} & c_1\mathbf{u}_1 + c_2\mathbf{u}_2 + c_3\mathbf{u}_3 + \cdots + c_m\mathbf{u}_m \\ &= c_1(a_{11}\mathbf{v}_1 + a_{21}\mathbf{v}_2 + a_{31}\mathbf{v}_3 + \cdots + a_{t1}\mathbf{v}_t) && \text{Definition TSVS [305]} \\ & \quad + c_2(a_{12}\mathbf{v}_1 + a_{22}\mathbf{v}_2 + a_{32}\mathbf{v}_3 + \cdots + a_{t2}\mathbf{v}_t) \\ & \quad + c_3(a_{13}\mathbf{v}_1 + a_{23}\mathbf{v}_2 + a_{33}\mathbf{v}_3 + \cdots + a_{t3}\mathbf{v}_t) \\ & \quad \vdots \\ & \quad + c_m(a_{1m}\mathbf{v}_1 + a_{2m}\mathbf{v}_2 + a_{3m}\mathbf{v}_3 + \cdots + a_{tm}\mathbf{v}_t) \\ &= c_1a_{11}\mathbf{v}_1 + c_1a_{21}\mathbf{v}_2 + c_1a_{31}\mathbf{v}_3 + \cdots + c_1a_{t1}\mathbf{v}_t && \text{Property DVA [273]} \\ & \quad + c_2a_{12}\mathbf{v}_1 + c_2a_{22}\mathbf{v}_2 + c_2a_{32}\mathbf{v}_3 + \cdots + c_2a_{t2}\mathbf{v}_t \\ & \quad + c_3a_{13}\mathbf{v}_1 + c_3a_{23}\mathbf{v}_2 + c_3a_{33}\mathbf{v}_3 + \cdots + c_3a_{t3}\mathbf{v}_t \\ & \quad \vdots \\ & \quad + c_ma_{1m}\mathbf{v}_1 + c_ma_{2m}\mathbf{v}_2 + c_ma_{3m}\mathbf{v}_3 + \cdots + c_ma_{tm}\mathbf{v}_t \\ &= (c_1a_{11} + c_2a_{12} + c_3a_{13} + \cdots + c_ma_{1m})\mathbf{v}_1 && \text{Property DSA [273]} \\ & \quad + (c_1a_{21} + c_2a_{22} + c_3a_{23} + \cdots + c_ma_{2m})\mathbf{v}_2 \\ & \quad + (c_1a_{31} + c_2a_{32} + c_3a_{33} + \cdots + c_ma_{3m})\mathbf{v}_3 \\ & \quad \vdots \\ & \quad + (c_1a_{t1} + c_2a_{t2} + c_3a_{t3} + \cdots + c_ma_{tm})\mathbf{v}_t \\ &= (a_{11}c_1 + a_{12}c_2 + a_{13}c_3 + \cdots + a_{1m}c_m)\mathbf{v}_1 && \text{Property CMCN [656]} \\ & \quad + (a_{21}c_1 + a_{22}c_2 + a_{23}c_3 + \cdots + a_{2m}c_m)\mathbf{v}_2 \\ & \quad + (a_{31}c_1 + a_{32}c_2 + a_{33}c_3 + \cdots + a_{3m}c_m)\mathbf{v}_3 \\ & \quad \vdots \\ & \quad + (a_{t1}c_1 + a_{t2}c_2 + a_{t3}c_3 + \cdots + a_{tm}c_m)\mathbf{v}_t \\ &= 0\mathbf{v}_1 + 0\mathbf{v}_2 + 0\mathbf{v}_3 + \cdots + 0\mathbf{v}_t && c_j \text{ as solution} \\ &= \mathbf{0} + \mathbf{0} + \mathbf{0} + \cdots + \mathbf{0} && \text{Theorem ZSSM [279]} \\ &= \mathbf{0} && \text{Property Z [272]} \end{aligned}$$

That does it.  $R$  has been undeniably shown to be a linearly dependent set. ■

The proof just given has some monstrous expressions in it, mostly owing to the double subscripts present. Now is a great opportunity to show the value of a more compact notation. We will rewrite



the key steps of the previous proof using summation notation, resulting in a more economical presentation, and even greater insight into the key aspects of the proof. So here is an alternate proof — study it carefully.

**Proof (Alternate Proof of Theorem SSLD)** We want to prove that any set of  $t + 1$  or more vectors from  $V$  is linearly dependent. So we will begin with a totally arbitrary set of vectors from  $V$ ,  $R = \{\mathbf{u}_j \mid 1 \leq j \leq m\}$ , where  $m > t$ . We will now construct a nontrivial relation of linear dependence on  $R$ .

Each vector  $\mathbf{u}_j$ ,  $1 \leq j \leq m$  can be written as a linear combination of  $\mathbf{v}_i$ ,  $1 \leq i \leq t$  since  $S$  is a spanning set of  $V$ . This means there are scalars  $a_{ij}$ ,  $1 \leq i \leq t$ ,  $1 \leq j \leq m$ , so that

$$\mathbf{u}_j = \sum_{i=1}^t a_{ij} \mathbf{v}_i \quad 1 \leq j \leq m$$

Now we form, unmotivated, the homogeneous system of  $t$  equations in the  $m$  variables,  $x_j$ ,  $1 \leq j \leq m$ , where the coefficients are the just-discovered scalars  $a_{ij}$ ,

$$\sum_{j=1}^m a_{ij} x_j = 0 \quad 1 \leq i \leq t$$

This is a homogeneous system with more variables than equations (our hypothesis is expressed as  $m > t$ ), so by Theorem HMVEI [62] there are infinitely many solutions. Choose one of these solutions that is not trivial and denote it by  $x_j = c_j$ ,  $1 \leq j \leq m$ . As a solution to the homogeneous system, we then have  $\sum_{j=1}^m a_{ij} c_j = 0$  for  $1 \leq i \leq t$ . As a collection of nontrivial scalars,  $c_j$ ,  $1 \leq j \leq m$ , will provide the nontrivial relation of linear dependence we desire,

$$\begin{aligned} \sum_{j=1}^m c_j \mathbf{u}_j &= \sum_{j=1}^m c_j \left( \sum_{i=1}^t a_{ij} \mathbf{v}_i \right) && \text{Definition TSVS [305]} \\ &= \sum_{j=1}^m \sum_{i=1}^t c_j a_{ij} \mathbf{v}_i && \text{Property DVA [273]} \\ &= \sum_{i=1}^t \sum_{j=1}^m c_j a_{ij} \mathbf{v}_i && \text{Property CMCN [656]} \\ &= \sum_{i=1}^t \sum_{j=1}^m a_{ij} c_j \mathbf{v}_i && \text{Commutativity in } \mathbb{C} \\ &= \sum_{i=1}^t \left( \sum_{j=1}^m a_{ij} c_j \right) \mathbf{v}_i && \text{Property DSA [273]} \\ &= \sum_{i=1}^t 0 \mathbf{v}_i && c_j \text{ as solution} \\ &= \sum_{i=1}^t \mathbf{0} && \text{Theorem ZSSM [279]} \\ &= \mathbf{0} && \text{Property Z [272]} \end{aligned}$$

That does it.  $R$  has been undeniably shown to be a linearly dependent set. ■

Notice how the swap of the two summations is so much easier in the third step above, as opposed to all the rearranging and regrouping that takes place in the previous proof. In about half the space. And there are no ellipses (...).

Theorem SSLD [332] can be viewed as a generalization of Theorem MVSLD [134]. We know that  $\mathbb{C}^m$  has a basis with  $m$  vectors in it (Theorem SUVB [317]), so it is a set of  $m$  vectors that spans  $\mathbb{C}^m$ . By Theorem SSLD [332], any set of more than  $m$  vectors from  $\mathbb{C}^m$  will be linearly

dependent. But this is exactly the conclusion we have in Theorem MVSLD [134]. Maybe this is not a total shock, as the proofs of both theorems rely heavily on Theorem HMVEI [62]. The beauty of Theorem SSLD [332] is that it applies in any vector space. We illustrate the generality of this theorem, and hint at its power, in the next example.

### Example LDP4

#### Linearly dependent set in $P_4$

In Example SSP4 [306] we showed that

$$S = \{x - 2, x^2 - 4x + 4, x^3 - 6x^2 + 12x - 8, x^4 - 8x^3 + 24x^2 - 32x + 16\}$$

is a spanning set for  $W = \{p(x) \mid p \in P_4, p(2) = 0\}$ . So we can apply Theorem SSLD [332] to  $W$  with  $t = 4$ . Here is a set of five vectors from  $W$ , as you may check by verifying that each is a polynomial of degree 4 or less and has  $x = 2$  as a root,

$$T = \{p_1, p_2, p_3, p_4, p_5\} \subseteq W$$

$$p_1 = x^4 - 2x^3 + 2x^2 - 8x + 8$$

$$p_2 = -x^3 + 6x^2 - 5x - 6$$

$$p_3 = 2x^4 - 5x^3 + 5x^2 - 7x + 2$$

$$p_4 = -x^4 + 4x^3 - 7x^2 + 6x$$

$$p_5 = 4x^3 - 9x^2 + 5x - 6$$

By Theorem SSLD [332] we conclude that  $T$  is linearly dependent, with no further computations.  $\square$

Theorem SSLD [332] is indeed powerful, but our main purpose in proving it right now was to make sure that our definition of dimension (Definition D [332]) is well-defined. Here's the theorem.

### Theorem BIS

#### Bases have Identical Sizes

Suppose that  $V$  is a vector space with a finite basis  $B$  and a second basis  $C$ . Then  $B$  and  $C$  have the same size.  $\square$

**Proof** Suppose that  $C$  has more vectors than  $B$ . (Allowing for the possibility that  $C$  is infinite, we can replace  $C$  by a subset that has more vectors than  $B$ .) As a basis,  $B$  is a spanning set for  $V$  (Definition B [317]), so Theorem SSLD [332] says that  $C$  is linearly dependent. However, this contradicts the fact that as a basis  $C$  is linearly independent (Definition B [317]). So  $C$  must also be a finite set, with size less than, or equal to, that of  $B$ .

Suppose that  $B$  has more vectors than  $C$ . As a basis,  $C$  is a spanning set for  $V$  (Definition B [317]), so Theorem SSLD [332] says that  $B$  is linearly dependent. However, this contradicts the fact that as a basis  $B$  is linearly independent (Definition B [317]). So  $C$  cannot be strictly smaller than  $B$ .

The only possibility left for the sizes of  $B$  and  $C$  is for them to be equal.  $\blacksquare$

Theorem BIS [335] tells us that if we find one finite basis in a vector space, then they all have the same size. This (finally) makes Definition D [332] unambiguous.

## Subsection DVS

### Dimension of Vector Spaces

We can now collect the dimension of some common, and not so common, vector spaces.

**Theorem DCM**

**Dimension of  $\mathbb{C}^m$**

The dimension of  $\mathbb{C}^m$  (Example VSCV [274]) is  $m$ . □

**Proof** Theorem SUVB [317] provides a basis with  $m$  vectors. ■

**Theorem DP**

**Dimension of  $P_n$**

The dimension of  $P_n$  (Example VSP [274]) is  $n + 1$ . □

**Proof** Example BP [318] provides *two* bases with  $n + 1$  vectors. Take your pick. ■

**Theorem DM**

**Dimension of  $M_{mn}$**

The dimension of  $M_{mn}$  (Example VSM [274]) is  $mn$ . □

**Proof** Example BM [318] provides a basis with  $mn$  vectors. ■

**Example DSM22**

**Dimension of a subspace of  $M_{22}$**

It should now be plausible that

$$Z = \left\{ \begin{bmatrix} a & b \\ c & d \end{bmatrix} \mid 2a + b + 3c + 4d = 0, -a + 3b - 5c - d = 0 \right\}$$

is a subspace of the vector space  $M_{22}$  (Example VSM [274]). (It is.) To find the dimension of  $Z$  we must first find a basis, though any old basis will do.

First concentrate on the conditions relating  $a$ ,  $b$ ,  $c$  and  $d$ . They form a homogeneous system of two equations in four variables with coefficient matrix

$$\begin{bmatrix} 2 & 1 & 3 & 4 \\ -1 & 3 & -5 & -1 \end{bmatrix}$$

We can row-reduce this matrix to obtain

$$\begin{bmatrix} \boxed{1} & 0 & 2 & 2 \\ 0 & \boxed{1} & -1 & 0 \end{bmatrix}$$

Rewrite the two equations represented by each row of this matrix, expressing the dependent variables ( $a$  and  $b$ ) in terms of the free variables ( $c$  and  $d$ ), and we obtain,

$$\begin{aligned} a &= -2c - 2d \\ b &= c \end{aligned}$$

We can now write a typical entry of  $Z$  strictly in terms of  $c$  and  $d$ , and we can decompose the result,

$$\begin{bmatrix} a & b \\ c & d \end{bmatrix} = \begin{bmatrix} -2c - 2d & c \\ c & d \end{bmatrix} = \begin{bmatrix} -2c & c \\ c & 0 \end{bmatrix} + \begin{bmatrix} -2d & 0 \\ 0 & d \end{bmatrix} = c \begin{bmatrix} -2 & 1 \\ 1 & 0 \end{bmatrix} + d \begin{bmatrix} -2 & 0 \\ 0 & 1 \end{bmatrix}$$

this equation says that an arbitrary matrix in  $Z$  can be written as a linear combination of the two vectors in

$$S = \left\{ \begin{bmatrix} -2 & 1 \\ 1 & 0 \end{bmatrix}, \begin{bmatrix} -2 & 0 \\ 0 & 1 \end{bmatrix} \right\}$$

so we know that

$$Z = \langle S \rangle = \left\langle \left\{ \begin{bmatrix} -2 & 1 \\ 1 & 0 \end{bmatrix}, \begin{bmatrix} -2 & 0 \\ 0 & 1 \end{bmatrix} \right\} \right\rangle$$

Are these two matrices (vectors) also linearly independent? Begin with a relation of linear dependence on  $S$ ,

$$a_1 \begin{bmatrix} -2 & 1 \\ 1 & 0 \end{bmatrix} + a_2 \begin{bmatrix} -2 & 0 \\ 0 & 1 \end{bmatrix} = \mathcal{O}$$

$$\begin{bmatrix} -2a_1 - 2a_2 & a_1 \\ a_1 & a_2 \end{bmatrix} = \begin{bmatrix} 0 & 0 \\ 0 & 0 \end{bmatrix}$$

From the equality of the two entries in the last row, we conclude that  $a_1 = 0$ ,  $a_2 = 0$ . Thus the only possible relation of linear dependence is the trivial one, and therefore  $S$  is linearly independent (Definition LI [301]). So  $S$  is a basis for  $V$  (Definition B [317]). Finally, we can conclude that  $\dim(Z) = 2$  (Definition D [332]) since  $S$  has two elements.  $\square$

### Example DSP4

#### Dimension of a subspace of $P_4$

In Example BSP4 [318] we showed that

$$S = \{x - 2, x^2 - 4x + 4, x^3 - 6x^2 + 12x - 8, x^4 - 8x^3 + 24x^2 - 32x + 16\}$$

is a basis for  $W = \{p(x) \mid p \in P_4, p(2) = 0\}$ . Thus, the dimension of  $W$  is four,  $\dim(W) = 4$ .

Note that  $\dim(P_4) = 5$  by Theorem DP [336], so  $W$  is a subspace of dimension 4 within the vector space  $P_4$  of dimension 5, illustrating the upcoming Theorem PSSD [348].  $\square$

### Example DC

#### Dimension of the crazy vector space

In Example BC [320] we determined that the set  $R = \{(1, 0), (6, 3)\}$  from the crazy vector space,  $C$  (Example CVS [276]), is a basis for  $C$ . By Definition D [332] we see that  $C$  has dimension 2,  $\dim(C) = 2$ .  $\square$

It is possible for a vector space to have no finite bases, in which case we say it has infinite dimension. Many of the best examples of this are vector spaces of functions, which lead to constructions like Hilbert spaces. We will focus exclusively on finite-dimensional vector spaces. OK, one infinite-dimensional example, and *then* we will focus exclusively on finite-dimensional vector spaces.

### Example VSPUD

#### Vector space of polynomials with unbounded degree

Define the set  $P$  by

$$P = \{p \mid p(x) \text{ is a polynomial in } x\}$$

Our operations will be the same as those defined for  $P_n$  (Example VSP [274]).

With no restrictions on the possible degrees of our polynomials, any finite set that is a candidate for spanning  $P$  will come up short. We will give a proof by contradiction (Technique CD [668]). To this end, suppose that the dimension of  $P$  is finite, say  $\dim(P) = n$ .

The set  $T = \{1, x, x^2, \dots, x^n\}$  is a linearly independent set (check this!) containing  $n + 1$  polynomials from  $P$ . However, a basis of  $P$  will be a spanning set of  $P$  containing  $n$  vectors. This situation is a contradiction of Theorem SSLD [332], so our assumption that  $P$  has finite dimension is false. Thus, we say  $\dim(P) = \infty$ .  $\square$

## Subsection RNM

### Rank and Nullity of a Matrix

For any matrix, we have seen that we can associate several subspaces — the null space (Theorem NSMS [289]), the column space (Theorem CSMS [295]), row space (Theorem RSMS [295]) and the left null space (Theorem LNSMS [295]). As vector spaces, each of these has a dimension, and for the null space and column space, they are important enough to warrant names.

#### Definition NOM

##### Nullity Of a Matrix

Suppose that  $A$  is an  $m \times n$  matrix. Then the **nullity** of  $A$  is the dimension of the null space of  $A$ ,  $n(A) = \dim(\mathcal{N}(A))$ .

(This definition contains Notation NOM.)

△

**Definition ROM**  
**Rank Of a Matrix**

Suppose that  $A$  is an  $m \times n$  matrix. Then the **rank** of  $A$  is the dimension of the column space of  $A$ ,  $r(A) = \dim(\mathcal{C}(A))$ .

(This definition contains Notation ROM.)

△

**Example RNM**  
**Rank and nullity of a matrix**

Let's compute the rank and nullity of

$$A = \begin{bmatrix} 2 & -4 & -1 & 3 & 2 & 1 & -4 \\ 1 & -2 & 0 & 0 & 4 & 0 & 1 \\ -2 & 4 & 1 & 0 & -5 & -4 & -8 \\ 1 & -2 & 1 & 1 & 6 & 1 & -3 \\ 2 & -4 & -1 & 1 & 4 & -2 & -1 \\ -1 & 2 & 3 & -1 & 6 & 3 & -1 \end{bmatrix}$$

To do this, we will first row-reduce the matrix since that will help us determine bases for the null space and column space.

$$\begin{bmatrix} \boxed{1} & -2 & 0 & 0 & 4 & 0 & 1 \\ 0 & 0 & \boxed{1} & 0 & 3 & 0 & -2 \\ 0 & 0 & 0 & \boxed{1} & -1 & 0 & -3 \\ 0 & 0 & 0 & 0 & 0 & \boxed{1} & 1 \\ 0 & 0 & 0 & 0 & 0 & 0 & 0 \\ 0 & 0 & 0 & 0 & 0 & 0 & 0 \end{bmatrix}$$

From this row-equivalent matrix in reduced row-echelon form we record  $D = \{1, 3, 4, 6\}$  and  $F = \{2, 5, 7\}$ .

For each index in  $D$ , Theorem BCS [232] creates a single basis vector. In total the basis will have 4 vectors, so the column space of  $A$  will have dimension 4 and we write  $r(A) = 4$ .

For each index in  $F$ , Theorem BNS [136] creates a single basis vector. In total the basis will have 3 vectors, so the null space of  $A$  will have dimension 3 and we write  $n(A) = 3$ .      ☒

There were no accidents or coincidences in the previous example — with the row-reduced version of a matrix in hand, the rank and nullity are easy to compute.

**Theorem CRN**  
**Computing Rank and Nullity**

Suppose that  $A$  is an  $m \times n$  matrix and  $B$  is a row-equivalent matrix in reduced row-echelon form with  $r$  nonzero rows. Then  $r(A) = r$  and  $n(A) = n - r$ .      □

**Proof** Theorem BCS [232] provides a basis for the column space by choosing columns of  $A$  that correspond to the dependent variables in a description of the solutions to  $\mathcal{LS}(A, \mathbf{0})$ . In the analysis of  $B$ , there is one dependent variable for each leading 1, one per nonzero row, or one per pivot column. So there are  $r$  column vectors in a basis for  $\mathcal{C}(A)$ .

Theorem BNS [136] provide a basis for the null space by creating basis vectors of the null space of  $A$  from entries of  $B$ , one for each independent variable, one per column with out a leading 1. So there are  $n - r$  column vectors in a basis for  $n(A)$ .      ■

Every archetype (Appendix A [674]) that involves a matrix lists its rank and nullity. You may have noticed as you studied the archetypes that the larger the column space is the smaller the null space is. A simple corollary states this trade-off succinctly. (See Technique LC [672].)

**Theorem RPNC**
**Rank Plus Nullity is Columns**

Suppose that  $A$  is an  $m \times n$  matrix. Then  $r(A) + n(A) = n$ .  $\square$

**Proof** Let  $r$  be the number of nonzero rows in a row-equivalent matrix in reduced row-echelon form. By Theorem CRN [338],

$$r(A) + n(A) = r + (n - r) = n$$

■

When we first introduced  $r$  as our standard notation for the number of nonzero rows in a matrix in reduced row-echelon form you might have thought  $r$  stood for “rows.” Not really — it stands for “rank”!

**Subsection RNNM**
**Rank and Nullity of a Nonsingular Matrix**


---

Let’s take a look at the rank and nullity of a square matrix.

**Example RNSM**
**Rank and nullity of a square matrix**

The matrix

$$E = \begin{bmatrix} 0 & 4 & -1 & 2 & 2 & 3 & 1 \\ 2 & -2 & 1 & -1 & 0 & -4 & -3 \\ -2 & -3 & 9 & -3 & 9 & -1 & 9 \\ -3 & -4 & 9 & 4 & -1 & 6 & -2 \\ -3 & -4 & 6 & -2 & 5 & 9 & -4 \\ 9 & -3 & 8 & -2 & -4 & 2 & 4 \\ 8 & 2 & 2 & 9 & 3 & 0 & 9 \end{bmatrix}$$

is row-equivalent to the matrix in reduced row-echelon form,

$$\begin{bmatrix} \boxed{1} & 0 & 0 & 0 & 0 & 0 & 0 \\ 0 & \boxed{1} & 0 & 0 & 0 & 0 & 0 \\ 0 & 0 & \boxed{1} & 0 & 0 & 0 & 0 \\ 0 & 0 & 0 & \boxed{1} & 0 & 0 & 0 \\ 0 & 0 & 0 & 0 & \boxed{1} & 0 & 0 \\ 0 & 0 & 0 & 0 & 0 & \boxed{1} & 0 \\ 0 & 0 & 0 & 0 & 0 & 0 & \boxed{1} \end{bmatrix}$$

With  $n = 7$  columns and  $r = 7$  nonzero rows Theorem CRN [338] tells us the rank is  $r(E) = 7$  and the nullity is  $n(E) = 7 - 7 = 0$ .  $\boxtimes$

The value of either the nullity or the rank are enough to characterize a nonsingular matrix.

**Theorem RNNM**
**Rank and Nullity of a Nonsingular Matrix**

Suppose that  $A$  is a square matrix of size  $n$ . The following are equivalent.

1.  $A$  is nonsingular.
2. The rank of  $A$  is  $n$ ,  $r(A) = n$ .
3. The nullity of  $A$  is zero,  $n(A) = 0$ .

□

**Proof** (1  $\Rightarrow$  2) Theorem CSNM [235] says that if  $A$  is nonsingular then  $\mathcal{C}(A) = \mathbb{C}^n$ . If  $\mathcal{C}(A) = \mathbb{C}^n$ , then the column space has dimension  $n$  by Theorem DCM [336], so the rank of  $A$  is  $n$ .  
 (2  $\Rightarrow$  3) Suppose  $r(A) = n$ . Then Theorem RPNC [339] gives

$$\begin{aligned} n(A) &= n - r(A) && \text{Theorem RPNC [339]} \\ &= n - n && \text{Hypothesis} \\ &= 0 \end{aligned}$$

(3  $\Rightarrow$  1) Suppose  $n(A) = 0$ , so a basis for the null space of  $A$  is the empty set. This implies that  $\mathcal{N}(A) = \{\mathbf{0}\}$  and Theorem NMTNS [72] says  $A$  is nonsingular. ■

With a new equivalence for a nonsingular matrix, we can update our list of equivalences (Theorem NME5 [322]) which now becomes a list requiring double digits to number.

### Theorem NME6

#### Nonsingular Matrix Equivalences, Round 6

Suppose that  $A$  is a square matrix of size  $n$ . The following are equivalent.

1.  $A$  is nonsingular.
2.  $A$  row-reduces to the identity matrix.
3. The null space of  $A$  contains only the zero vector,  $\mathcal{N}(A) = \{\mathbf{0}\}$ .
4. The linear system  $\mathcal{LS}(A, \mathbf{b})$  has a unique solution for every possible choice of  $\mathbf{b}$ .
5. The columns of  $A$  are a linearly independent set.
6.  $A$  is invertible.
7. The column space of  $A$  is  $\mathbb{C}^n$ ,  $\mathcal{C}(A) = \mathbb{C}^n$ .
8. The columns of  $A$  are a basis for  $\mathbb{C}^n$ .
9. The rank of  $A$  is  $n$ ,  $r(A) = n$ .
10. The nullity of  $A$  is zero,  $n(A) = 0$ .

□

**Proof** Building on Theorem NME5 [322] we can add two of the statements from Theorem RNNM [339]. ■

## Subsection READ Reading Questions

---

1. What is the dimension of the vector space  $P_6$ , the set of all polynomials of degree 6 or less?
2. How are the rank and nullity of a matrix related?
3. Explain why we might say that a nonsingular matrix has “full rank.”

## Subsection EXC

### Exercises

**C20** The archetypes listed below are matrices, or systems of equations with coefficient matrices. For each, compute the nullity and rank of the matrix. This information is listed for each archetype (along with the number of columns in the matrix, so as to illustrate Theorem RPNC [339]), and notice how it could have been computed immediately after the determination of the sets  $D$  and  $F$  associated with the reduced row-echelon form of the matrix.

Archetype A [678]

Archetype B [682]

Archetype C [687]

Archetype D [691]/Archetype E [695]

Archetype F [698]

Archetype G [703]/Archetype H [707]

Archetype I [711]

Archetype J [715]

Archetype K [720]

Archetype L [724]

Contributed by Robert Beezer

**C30** For the matrix  $A$  below, compute the dimension of the null space of  $A$ ,  $\dim(\mathcal{N}(A))$ .

$$A = \begin{bmatrix} 2 & -1 & -3 & 11 & 9 \\ 1 & 2 & 1 & -7 & -3 \\ 3 & 1 & -3 & 6 & 8 \\ 2 & 1 & 2 & -5 & -3 \end{bmatrix}$$

Contributed by Robert Beezer Solution [343]

**C31** The set  $W$  below is a subspace of  $\mathbb{C}^4$ . Find the dimension of  $W$ .

$$W = \left\langle \left\{ \begin{bmatrix} 2 \\ -3 \\ 4 \\ 1 \end{bmatrix}, \begin{bmatrix} 3 \\ 0 \\ 1 \\ -2 \end{bmatrix}, \begin{bmatrix} -4 \\ -3 \\ 2 \\ 5 \end{bmatrix} \right\} \right\rangle$$

Contributed by Robert Beezer Solution [343]

**C40** In Example LDP4 [335] we determined that the set of five polynomials,  $T$ , is linearly dependent by a simple invocation of Theorem SSLD [332]. Prove that  $T$  is linearly dependent from scratch, beginning with Definition LI [301].

Contributed by Robert Beezer

**M20**  $M_{22}$  is the vector space of  $2 \times 2$  matrices. Let  $S_{22}$  denote the set of all  $2 \times 2$  symmetric matrices. That is

$$S_{22} = \{A \in M_{22} \mid A^t = A\}$$

- Show that  $S_{22}$  is a subspace of  $M_{22}$ .
- Exhibit a basis for  $S_{22}$  and prove that it has the required properties.
- What is the dimension of  $S_{22}$ ?

Contributed by Robert Beezer Solution [343]

**M21** A  $2 \times 2$  matrix  $B$  is upper triangular if  $[B]_{21} = 0$ . Let  $UT_2$  be the set of all  $2 \times 2$  upper triangular matrices. Then  $UT_2$  is a subspace of the vector space of all  $2 \times 2$  matrices,  $M_{22}$  (you may assume this). Determine the dimension of  $UT_2$  providing *all* of the necessary justifications for



your answer.

Contributed by Robert Beezer Solution [344]

**Subsection SOL  
Solutions**

**C30** Contributed by Robert Beezer Statement [341]

Row reduce  $A$ ,

$$A \xrightarrow{\text{RREF}} \begin{bmatrix} \boxed{1} & 0 & 0 & 1 & 1 \\ 0 & \boxed{1} & 0 & -3 & -1 \\ 0 & 0 & \boxed{1} & -2 & -2 \\ 0 & 0 & 0 & 0 & 0 \end{bmatrix}$$

So  $r = 3$  for this matrix. Then

$$\begin{aligned} \dim(\mathcal{N}(A)) &= n(A) && \text{Definition NOM [337]} \\ &= (n(A) + r(A)) - r(A) \\ &= 5 - r(A) && \text{Theorem RPNC [339]} \\ &= 5 - 3 && \text{Theorem CRN [338]} \\ &= 2 \end{aligned}$$

We could also use Theorem BNS [136] and create a basis for  $\mathcal{N}(A)$  with  $n - r = 5 - 3 = 2$  vectors (because the solutions are described with 2 free variables) and arrive at the dimension as the size of this basis.

**C31** Contributed by Robert Beezer Statement [341]

We will appeal to Theorem BS [154] (or you could consider this an appeal to Theorem BCS [232]). Put the three column vectors of this spanning set into a matrix as columns and row-reduce.

$$\begin{bmatrix} 2 & 3 & -4 \\ -3 & 0 & -3 \\ 4 & 1 & 2 \\ 1 & -2 & 5 \end{bmatrix} \xrightarrow{\text{RREF}} \begin{bmatrix} \boxed{1} & 0 & 1 \\ 0 & \boxed{1} & -2 \\ 0 & 0 & 0 \\ 0 & 0 & 0 \end{bmatrix}$$

The pivot columns are  $D = \{1, 2\}$  so we can “keep” the vectors corresponding to the pivot columns and set

$$T = \left\{ \begin{bmatrix} 2 \\ -3 \\ 4 \\ 1 \end{bmatrix}, \begin{bmatrix} 3 \\ 0 \\ 1 \\ -2 \end{bmatrix} \right\}$$

and conclude that  $W = \langle T \rangle$  and  $T$  is linearly independent. In other words,  $T$  is a basis with two vectors, so  $W$  has dimension 2.

**M20** Contributed by Robert Beezer Statement [341]

(a) We will use the three criteria of Theorem TSS [286]. The zero vector of  $M_{22}$  is the zero matrix,  $\mathcal{O}$  (Definition ZM [181]), which is a symmetric matrix. So  $S_{22}$  is not empty, since  $\mathcal{O} \in S_{22}$ .

Suppose that  $A$  and  $B$  are two matrices in  $S_{22}$ . Then we know that  $A^t = A$  and  $B^t = B$ . We want to know if  $A + B \in S_{22}$ , so test  $A + B$  for membership,

$$\begin{aligned} (A + B)^t &= A^t + B^t && \text{Theorem TMA [182]} \\ &= A + B && A, B \in S_{22} \end{aligned}$$

So  $A + B$  is symmetric and qualifies for membership in  $S_{22}$ .

Suppose that  $A \in S_{22}$  and  $\alpha \in \mathbb{C}$ . Is  $\alpha A \in S_{22}$ ? We know that  $A^t = A$ . Now check that,

$$\begin{aligned} \alpha A^t &= \alpha A^t && \text{Theorem TMSM [182]} \\ &= \alpha A && A \in S_{22} \end{aligned}$$

So  $\alpha A$  is also symmetric and qualifies for membership in  $S_{22}$ .

With the three criteria of Theorem TSS [286] fulfilled, we see that  $S_{22}$  is a subspace of  $M_{22}$ .

(b) An arbitrary matrix from  $S_{22}$  can be written as  $\begin{bmatrix} a & b \\ b & d \end{bmatrix}$ . We can express this matrix as

$$\begin{aligned} \begin{bmatrix} a & b \\ b & d \end{bmatrix} &= \begin{bmatrix} a & 0 \\ 0 & 0 \end{bmatrix} + \begin{bmatrix} 0 & b \\ b & 0 \end{bmatrix} + \begin{bmatrix} 0 & 0 \\ 0 & d \end{bmatrix} \\ &= a \begin{bmatrix} 1 & 0 \\ 0 & 0 \end{bmatrix} + b \begin{bmatrix} 0 & 1 \\ 1 & 0 \end{bmatrix} + d \begin{bmatrix} 0 & 0 \\ 0 & 1 \end{bmatrix} \end{aligned}$$

this equation says that the set

$$T = \left\{ \begin{bmatrix} 1 & 0 \\ 0 & 0 \end{bmatrix}, \begin{bmatrix} 0 & 1 \\ 1 & 0 \end{bmatrix}, \begin{bmatrix} 0 & 0 \\ 0 & 1 \end{bmatrix} \right\}$$

spans  $S_{22}$ . Is it also linearly independent?

Write a relation of linear dependence on  $S$ ,

$$\begin{aligned} \mathcal{O} &= a_1 \begin{bmatrix} 1 & 0 \\ 0 & 0 \end{bmatrix} + a_2 \begin{bmatrix} 0 & 1 \\ 1 & 0 \end{bmatrix} + a_3 \begin{bmatrix} 0 & 0 \\ 0 & 1 \end{bmatrix} \\ \begin{bmatrix} 0 & 0 \\ 0 & 0 \end{bmatrix} &= \begin{bmatrix} a_1 & a_2 \\ a_2 & a_3 \end{bmatrix} \end{aligned}$$

The equality of these two matrices (Definition ME [178]) tells us that  $a_1 = a_2 = a_3 = 0$ , and the only relation of linear dependence on  $T$  is trivial. So  $T$  is linearly independent, and hence is a basis of  $S_{22}$ .

(c) The basis  $T$  found in part (b) has size 3. So by Definition D [332],  $\dim(S_{22}) = 3$ .

**M21** Contributed by Robert Beezer Statement [341]

A typical matrix from  $UT_2$  looks like

$$\begin{bmatrix} a & b \\ 0 & c \end{bmatrix}$$

where  $a, b, c \in \mathbb{C}$  are arbitrary scalars. Observing this we can then write

$$\begin{bmatrix} a & b \\ 0 & c \end{bmatrix} = a \begin{bmatrix} 1 & 0 \\ 0 & 0 \end{bmatrix} + b \begin{bmatrix} 0 & 1 \\ 0 & 0 \end{bmatrix} + c \begin{bmatrix} 0 & 0 \\ 0 & 1 \end{bmatrix}$$

which says that

$$R = \left\{ \begin{bmatrix} 1 & 0 \\ 0 & 0 \end{bmatrix}, \begin{bmatrix} 0 & 1 \\ 0 & 0 \end{bmatrix}, \begin{bmatrix} 0 & 0 \\ 0 & 1 \end{bmatrix} \right\}$$

is a spanning set for  $UT_2$  (Definition TSVS [305]). Is  $R$  linearly independent? If so, it is a basis for  $UT_2$ . So consider a relation of linear dependence on  $R$ ,

$$\alpha_1 \begin{bmatrix} 1 & 0 \\ 0 & 0 \end{bmatrix} + \alpha_2 \begin{bmatrix} 0 & 1 \\ 0 & 0 \end{bmatrix} + \alpha_3 \begin{bmatrix} 0 & 0 \\ 0 & 1 \end{bmatrix} = \mathcal{O} = \begin{bmatrix} 0 & 0 \\ 0 & 0 \end{bmatrix}$$

From this equation, one rapidly arrives at the conclusion that  $\alpha_1 = \alpha_2 = \alpha_3 = 0$ . So  $R$  is a linearly independent set (Definition LI [301]), and hence is a basis (Definition B [317]) for  $UT_2$ . Now, we simply count up the size of the set  $R$  to see that the dimension of  $UT_2$  is  $\dim(UT_2) = 3$ .

## Section PD

### Properties of Dimension

Once the dimension of a vector space is known, then the determination of whether or not a set of vectors is linearly independent, or if it spans the vector space, can often be much easier. In this section we will state a workhorse theorem and then apply it to the column space and row space of a matrix. It will also help us describe a super-basis for  $\mathbb{C}^m$ .

#### Subsection GT

#### Goldilocks' Theorem

We begin with a useful theorem that we will need later, and in the proof of the main theorem in this subsection. This theorem says that we can extend linearly independent sets, one vector at a time, by adding vectors from outside the span of the linearly independent set, all the while preserving the linear independence of the set.

#### Theorem ELIS

#### Extending Linearly Independent Sets

Suppose  $V$  is vector space and  $S$  is a linearly independent set of vectors from  $V$ . Suppose  $\mathbf{w}$  is a vector such that  $\mathbf{w} \notin \langle S \rangle$ . Then the set  $S' = S \cup \{\mathbf{w}\}$  is linearly independent.  $\square$

**Proof** Suppose  $S = \{\mathbf{v}_1, \mathbf{v}_2, \mathbf{v}_3, \dots, \mathbf{v}_m\}$  and begin with a relation of linear dependence on  $S'$ ,

$$a_1\mathbf{v}_1 + a_2\mathbf{v}_2 + a_3\mathbf{v}_3 + \cdots + a_m\mathbf{v}_m + a_{m+1}\mathbf{w} = \mathbf{0}.$$

There are two cases to consider. First suppose that  $a_{m+1} = 0$ . Then the relation of linear dependence on  $S'$  becomes

$$a_1\mathbf{v}_1 + a_2\mathbf{v}_2 + a_3\mathbf{v}_3 + \cdots + a_m\mathbf{v}_m = \mathbf{0}.$$

and by the linear independence of the set  $S$ , we conclude that  $a_1 = a_2 = a_3 = \cdots = a_m = 0$ . So all of the scalars in the relation of linear dependence on  $S'$  are zero.

In the second case, suppose that  $a_{m+1} \neq 0$ . Then the relation of linear dependence on  $S'$  becomes

$$\begin{aligned} a_{m+1}\mathbf{w} &= -a_1\mathbf{v}_1 - a_2\mathbf{v}_2 - a_3\mathbf{v}_3 - \cdots - a_m\mathbf{v}_m \\ \mathbf{w} &= -\frac{a_1}{a_{m+1}}\mathbf{v}_1 - \frac{a_2}{a_{m+1}}\mathbf{v}_2 - \frac{a_3}{a_{m+1}}\mathbf{v}_3 - \cdots - \frac{a_m}{a_{m+1}}\mathbf{v}_m \end{aligned}$$

This equation expresses  $\mathbf{w}$  as a linear combination of the vectors in  $S$ , contrary to the assumption that  $\mathbf{w} \notin \langle S \rangle$ , so this case leads to a contradiction.

The first case yielded only a trivial relation of linear dependence on  $S'$  and the second case led to a contradiction. So  $S'$  is a linearly independent set since any relation of linear dependence is trivial.  $\blacksquare$

In the story *Goldilocks and the Three Bears*, the young girl Goldilocks visits the empty house of the three bears while out walking in the woods. One bowl of porridge is too hot, the other too cold, the third is just right. One chair is too hard, one too soft, the third is just right. So it is with sets of vectors — some are too big (linearly dependent), some are too small (they don't span), and some are just right (bases). Here's Goldilocks' Theorem.

#### Theorem G

#### Goldilocks

Suppose that  $V$  is a vector space of dimension  $t$ . Let  $S = \{\mathbf{v}_1, \mathbf{v}_2, \mathbf{v}_3, \dots, \mathbf{v}_m\}$  be a set of vectors from  $V$ . Then

1. If  $m > t$ , then  $S$  is linearly dependent.
2. If  $m < t$ , then  $S$  does not span  $V$ .
3. If  $m = t$  and  $S$  is linearly independent, then  $S$  spans  $V$ .
4. If  $m = t$  and  $S$  spans  $V$ , then  $S$  is linearly independent.

□

**Proof** Let  $B$  be a basis of  $V$ . Since  $\dim(V) = t$ , Definition B [317] and Theorem BIS [335] imply that  $B$  is a linearly independent set of  $t$  vectors that spans  $V$ .

1. Suppose to the contrary that  $S$  is linearly independent. Then  $B$  is a smaller set of vectors that spans  $V$ . This contradicts Theorem SSLD [332].
2. Suppose to the contrary that  $S$  does span  $V$ . Then  $B$  is a larger set of vectors that is linearly independent. This contradicts Theorem SSLD [332].
3. Suppose to the contrary that  $S$  does not span  $V$ . Then we can choose a vector  $\mathbf{w}$  such that  $\mathbf{w} \in V$  and  $\mathbf{w} \notin \langle S \rangle$ . By Theorem ELIS [345], the set  $S' = S \cup \{\mathbf{w}\}$  is again linearly independent. Then  $S'$  is a set of  $m + 1 = t + 1$  vectors that are linearly independent, while  $B$  is a set of  $t$  vectors that span  $V$ . This contradicts Theorem SSLD [332].
4. Suppose to the contrary that  $S$  is linearly dependent. Then by Theorem DLDS [149] (which can be upgraded, with no changes in the proof, to the setting of a general vector space), there is a vector in  $S$ , say  $\mathbf{v}_k$  that is equal to a linear combination of the other vectors in  $S$ . Let  $S' = S \setminus \{\mathbf{v}_k\}$ , the set of “other” vectors in  $S$ . Then it is easy to show that  $V = \langle S \rangle = \langle S' \rangle$ . So  $S'$  is a set of  $m - 1 = t - 1$  vectors that spans  $V$ , while  $B$  is a set of  $t$  linearly independent vectors in  $V$ . This contradicts Theorem SSLD [332].

■

There is a tension in the construction of basis. Make a set too big and you will end up with relations of linear dependence among the vectors. Make a set too small and you will not have enough raw material to span the entire vector space. Make a set just the right size (the dimension) and you only need to have linear independence or spanning, and you get the other property for free. These roughly-stated ideas are made precise by Theorem G [345].

The structure and proof of this theorem also deserve comment. The hypotheses seem innocuous. We presume we know the dimension of the vector space in hand, then we mostly just look at the size of the set  $S$ . From this we get big conclusions about spanning and linear independence. Each of the four proofs relies on ultimately contradicting Theorem SSLD [332], so in a way we could think of this entire theorem as a corollary of Theorem SSLD [332]. (See Technique LC [672].) The proofs of the third and fourth parts parallel each other in style (add  $\mathbf{w}$ , toss  $\mathbf{v}_k$ ) and then turn on Theorem ELIS [345] before contradicting Theorem SSLD [332].

Theorem G [345] is useful in both concrete examples and as a tool in other proofs. We will use it often to bypass verifying linear independence or spanning.

### Example BPR

#### Bases for $P_n$ , reprised

In Example BP [318] we claimed that

$$B = \{1, x, x^2, x^3, \dots, x^n\}$$

$$C = \{1, 1 + x, 1 + x + x^2, 1 + x + x^2 + x^3, \dots, 1 + x + x^2 + x^3 + \dots + x^n\}.$$

were both bases for  $P_n$  (Example VSP [274]). Suppose we had first verified that  $B$  was a basis, so we would then know that  $\dim(P_n) = n + 1$ . The size of  $C$  is  $n + 1$ , the right size to be a basis. We could then verify that  $C$  is linearly independent. We would not have to make any special efforts

to prove that  $C$  spans  $P_n$ , since Theorem G [345] would allow us to conclude this property of  $C$  directly. Then we would be able to say that  $C$  is a basis of  $P_n$  also.  $\square$

### Example BDM22

#### Basis by dimension in $M_{22}$

In Example DSM22 [336] we showed that

$$B = \left\{ \begin{bmatrix} -2 & 1 \\ 1 & 0 \end{bmatrix}, \begin{bmatrix} -2 & 0 \\ 0 & 1 \end{bmatrix} \right\}$$

is a basis for the subspace  $Z$  of  $M_{22}$  (Example VSM [274]) given by

$$Z = \left\{ \begin{bmatrix} a & b \\ c & d \end{bmatrix} \mid 2a + b + 3c + 4d = 0, -a + 3b - 5c - d = 0 \right\}$$

This tells us that  $\dim(Z) = 2$ . In this example we will find another basis. We can construct two new matrices in  $Z$  by forming linear combinations of the matrices in  $B$ .

$$\begin{aligned} 2 \begin{bmatrix} -2 & 1 \\ 1 & 0 \end{bmatrix} + (-3) \begin{bmatrix} -2 & 0 \\ 0 & 1 \end{bmatrix} &= \begin{bmatrix} 2 & 2 \\ 2 & -3 \end{bmatrix} \\ 3 \begin{bmatrix} -2 & 1 \\ 1 & 0 \end{bmatrix} + 1 \begin{bmatrix} -2 & 0 \\ 0 & 1 \end{bmatrix} &= \begin{bmatrix} -8 & 3 \\ 3 & 1 \end{bmatrix} \end{aligned}$$

Then the set

$$C = \left\{ \begin{bmatrix} 2 & 2 \\ 2 & -3 \end{bmatrix}, \begin{bmatrix} -8 & 3 \\ 3 & 1 \end{bmatrix} \right\}$$

has the right size to be a basis of  $Z$ . Let's see if it is a linearly independent set. The relation of linear dependence

$$\begin{aligned} a_1 \begin{bmatrix} 2 & 2 \\ 2 & -3 \end{bmatrix} + a_2 \begin{bmatrix} -8 & 3 \\ 3 & 1 \end{bmatrix} &= \mathcal{O} \\ \begin{bmatrix} 2a_1 - 8a_2 & 2a_1 + 3a_2 \\ 2a_1 + 3a_2 & -3a_1 + a_2 \end{bmatrix} &= \begin{bmatrix} 0 & 0 \\ 0 & 0 \end{bmatrix} \end{aligned}$$

leads to the homogeneous system of equations whose coefficient matrix

$$\begin{bmatrix} 2 & -8 \\ 2 & 3 \\ 2 & 3 \\ -3 & 1 \end{bmatrix}$$

row-reduces to

$$\begin{bmatrix} \boxed{1} & 0 \\ 0 & \boxed{1} \\ 0 & 0 \\ 0 & 0 \end{bmatrix}$$

So with  $a_1 = a_2 = 0$  as the only solution, the set is linearly independent. Now we can apply Theorem G [345] to see that  $C$  also spans  $Z$  and therefore is a second basis for  $Z$ .  $\square$

### Example SVP4

#### Sets of vectors in $P_4$

In Example BSP4 [318] we showed that

$$B = \{x - 2, x^2 - 4x + 4, x^3 - 6x^2 + 12x - 8, x^4 - 8x^3 + 24x^2 - 32x + 16\}$$

is a basis for  $W = \{p(x) \mid p \in P_4, p(2) = 0\}$ . So  $\dim(W) = 4$ .

The set

$$\{3x^2 - 5x - 2, 2x^2 - 7x + 6, x^3 - 2x^2 + x - 2\}$$

is a subset of  $W$  (check this) and it happens to be linearly independent (check this, too). However, by Theorem G [345] it cannot span  $W$ .

The set

$$\{3x^2 - 5x - 2, 2x^2 - 7x + 6, x^3 - 2x^2 + x - 2, -x^4 + 2x^3 + 5x^2 - 10x, x^4 - 16\}$$

is another subset of  $W$  (check this) and Theorem G [345] tells us that it must be linearly dependent.

The set

$$\{x - 2, x^2 - 2x, x^3 - 2x^2, x^4 - 2x^3\}$$

is a third subset of  $W$  (check this) and is linearly independent (check this). Since it has the right size to be a basis, and is linearly independent, Theorem G [345] tells us that it also spans  $W$ , and therefore is a basis of  $W$ .

□

A simple consequence of Theorem G [345] is the observation that proper subspaces have strictly smaller dimensions. Hopefully this may seem intuitively obvious, but it still requires proof, and we will cite this result later.

### Theorem PSSD

#### Proper Subspaces have Smaller Dimension

Suppose that  $U$  and  $V$  are subspaces of the vector space  $W$ , such that  $U \subsetneq V$ . Then  $\dim(U) < \dim(V)$ . □

**Proof** Suppose that  $\dim(U) = m$  and  $\dim(V) = t$ . Then  $U$  has a basis  $B$  of size  $m$ . If  $m > t$ , then by Theorem G [345],  $B$  is linearly dependent, which is a contradiction. If  $m = t$ , then by Theorem G [345],  $B$  spans  $V$ . Then  $U = \langle B \rangle = V$ , also a contradiction. All that remains is that  $m < t$ , which is the desired conclusion. ■

The final theorem of this subsection is an extremely powerful tool for establishing the equality of two sets that are subspaces. Notice that the hypotheses include the equality of two integers (dimensions) while the conclusion is the equality of two sets (subspaces). It is the extra “structure” of a vector space and its dimension that makes possible this huge leap from an integer equality to a set equality.

### Theorem EDYES

#### Equal Dimensions Yields Equal Subspaces

Suppose that  $U$  and  $V$  are subspaces of the vector space  $W$ , such that  $U \subseteq V$  and  $\dim(U) = \dim(V)$ . Then  $U = V$ . □

**Proof** We give a proof by contradiction (Technique CD [668]). Suppose to the contrary that  $U \neq V$ . Since  $U \subseteq V$ , there must be a vector  $\mathbf{v}$  such that  $\mathbf{v} \in V$  and  $\mathbf{v} \notin U$ . Let  $B = \{\mathbf{u}_1, \mathbf{u}_2, \mathbf{u}_3, \dots, \mathbf{u}_t\}$  be a basis for  $U$ . Then, by Theorem ELIS [345], the set  $C = B \cup \{\mathbf{v}\} = \{\mathbf{u}_1, \mathbf{u}_2, \mathbf{u}_3, \dots, \mathbf{u}_t, \mathbf{v}\}$  is a linearly independent set of  $t+1$  vectors in  $V$ . However, by hypothesis,  $V$  has the same dimension as  $U$  (namely  $t$ ) and therefore Theorem G [345] says that  $C$  is too big to be linearly independent. This contradiction shows that  $U = V$ . ■

## Subsection RT

### Ranks and Transposes

We now prove one of the most surprising theorems about matrices. Notice the paucity of hypotheses compared to the precision of the conclusion.

**Theorem RMRT**

**Rank of a Matrix is the Rank of the Transpose**

Suppose  $A$  is an  $m \times n$  matrix. Then  $r(A) = r(A^t)$ . □

**Proof** Suppose we row-reduce  $A$  to the matrix  $B$  in reduced row-echelon form, and  $B$  has  $r$  non-zero rows. The quantity  $r$  tells us three things about  $B$ : the number of leading 1's, the number of non-zero rows and the number of pivot columns. For this proof we will be interested in the latter two.

Theorem BRS [238] and Theorem BCS [232] each has a conclusion that provides a basis, for the row space and the column space, respectively. In each case, these bases contain  $r$  vectors. This observation makes the following go.

$r(A) = \dim(\mathcal{C}(A))$	Definition ROM [338]
$= r$	Theorem BCS [232]
$= \dim(\mathcal{R}(A))$	Theorem BRS [238]
$= \dim(\mathcal{C}(A^t))$	Theorem CSRST [240]
$= r(A^t)$	Definition ROM [338]

Jacob Linenthal helped with this proof. ■

This says that the row space and the column space of a matrix have the same dimension, which should be very surprising. It does *not* say that column space and the row space are identical. Indeed, if the matrix is not square, then the sizes (number of slots) of the vectors in each space are different, so the sets are not even comparable.

It is not hard to construct by yourself examples of matrices that illustrate Theorem RMRT [349], since it applies equally well to *any* matrix. Grab a matrix, row-reduce it, count the nonzero rows or the leading 1's. That's the rank. Transpose the matrix, row-reduce that, count the nonzero rows or the leading 1's. That's the rank of the transpose. The theorem says the two will be equal. Here's an example anyway.

**Example RRTI**

**Rank, rank of transpose, Archetype I**

Archetype I [711] has a  $4 \times 7$  coefficient matrix which row-reduces to

$$\begin{bmatrix} \boxed{1} & 4 & 0 & 0 & 2 & 1 & -3 \\ 0 & 0 & \boxed{1} & 0 & 1 & -3 & 5 \\ 0 & 0 & 0 & \boxed{1} & 2 & -6 & 6 \\ 0 & 0 & 0 & 0 & 0 & 0 & 0 \end{bmatrix}$$

so the rank is 3. Row-reducing the transpose yields

$$\begin{bmatrix} \boxed{1} & 0 & 0 & -\frac{31}{7} \\ 0 & \boxed{1} & 0 & \frac{12}{7} \\ 0 & 0 & \boxed{1} & \frac{13}{7} \\ 0 & 0 & 0 & 0 \\ 0 & 0 & 0 & 0 \\ 0 & 0 & 0 & 0 \\ 0 & 0 & 0 & 0 \end{bmatrix}.$$

demonstrating that the rank of the transpose is also 3. ⊗

**Subsection DFS**

**Dimension of Four Subspaces**

---

That the rank of a matrix equals the rank of its transpose is a fundamental and surprising result. However, applying Theorem FS [256] we can easily determine the dimension of all four fundamental



subspaces associated with a matrix.

### Theorem DFS

#### Dimensions of Four Subspaces

Suppose that  $A$  is an  $m \times n$  matrix, and  $B$  is a row-equivalent matrix in reduced row-echelon form with  $r$  nonzero rows. Then

1.  $\dim(\mathcal{N}(A)) = n - r$
2.  $\dim(\mathcal{C}(A)) = r$
3.  $\dim(\mathcal{R}(A)) = r$
4.  $\dim(\mathcal{L}(A)) = m - r$

□

**Proof** If  $A$  row-reduces to a matrix in reduced row-echelon form with  $r$  nonzero rows, then the matrix  $C$  of extended echelon form (Definition EEF [253]) will be an  $r \times n$  matrix in reduced row-echelon form with no zero rows and  $r$  pivot columns (Theorem PEEF [255]). Similarly, the matrix  $L$  of extended echelon form (Definition EEF [253]) will be an  $m - r \times m$  matrix in reduced row-echelon form with no zero rows and  $m - r$  pivot columns (Theorem PEEF [255]).

$$\begin{aligned} \dim(\mathcal{N}(A)) &= \dim(\mathcal{N}(C)) && \text{Theorem FS [256]} \\ &= n - r && \text{Theorem BNS [136]} \end{aligned}$$

$$\begin{aligned} \dim(\mathcal{C}(A)) &= \dim(\mathcal{N}(L)) && \text{Theorem FS [256]} \\ &= m - (m - r) && \text{Theorem BNS [136]} \\ &= r \end{aligned}$$

$$\begin{aligned} \dim(\mathcal{R}(A)) &= \dim(\mathcal{R}(C)) && \text{Theorem FS [256]} \\ &= r && \text{Theorem BRS [238]} \end{aligned}$$

$$\begin{aligned} \dim(\mathcal{L}(A)) &= \dim(\mathcal{R}(L)) && \text{Theorem FS [256]} \\ &= m - r && \text{Theorem BRS [238]} \end{aligned}$$

■

There are many different ways to state and prove this result, and indeed, the equality of the dimensions of the column space and row space is just a slight expansion of Theorem RMRT [349]. However, we have restricted our techniques to applying Theorem FS [256] and then determining dimensions with bases provided by Theorem BNS [136] and Theorem BRS [238]. This provides an appealing symmetry to the results and the proof.

## Subsection DS

### Direct Sums

Some of the more advanced ideas in linear algebra are closely related to decomposing (Technique DC [670]) vector spaces into direct sums of subspaces. With our previous results about bases and dimension, now is the right time to state and collect a few results about direct sums, though we will only mention these results in passing until we get to Section NLT [588], where they will get a heavy workout.

A direct sum is a short-hand way to describe the relationship between a vector space and two, or more, of its subspaces. As we will use it, it is not a way to construct new vector spaces from others.

### Definition DS

#### Direct Sum

Suppose that  $V$  is a vector space with two subspaces  $U$  and  $W$  such that for every  $\mathbf{v} \in V$ ,

1. There exists vectors  $\mathbf{u} \in U$ ,  $\mathbf{w} \in W$  such that  $\mathbf{v} = \mathbf{u} + \mathbf{w}$
2. If  $\mathbf{v} = \mathbf{u}_1 + \mathbf{w}_1$  and  $\mathbf{v} = \mathbf{u}_2 + \mathbf{w}_2$  where  $\mathbf{u}_1, \mathbf{u}_2 \in U$ ,  $\mathbf{w}_1, \mathbf{w}_2 \in W$  then  $\mathbf{u}_1 = \mathbf{u}_2$  and  $\mathbf{w}_1 = \mathbf{w}_2$ .

Then  $V$  is the **direct sum** of  $U$  and  $W$  and we write  $V = U \oplus W$ .

(This definition contains Notation DS.)

△

Informally, when we say  $V$  is the direct sum of the subspaces  $U$  and  $W$ , we are saying that each vector of  $V$  can always be expressed as the sum of a vector from  $U$  and a vector from  $W$ , and this expression can only be accomplished in one way (i.e. uniquely). This statement should begin to feel something like our definitions of nonsingular matrices (Definition NM [69]) and linear independence (Definition LI [301]). It should not be hard to imagine the natural extension of this definition to the case of more than two subspaces. Could you provide a careful definition of  $V = U_1 \oplus U_2 \oplus U_3 \oplus \dots \oplus U_m$  (Exercise PD.M50 [356])?

### Example SDS

#### Simple direct sum

In  $\mathbb{C}^3$ , define

$$\mathbf{v}_1 = \begin{bmatrix} 3 \\ 2 \\ 5 \end{bmatrix} \quad \mathbf{v}_2 = \begin{bmatrix} -1 \\ 2 \\ 1 \end{bmatrix} \quad \mathbf{v}_3 = \begin{bmatrix} 2 \\ 1 \\ -2 \end{bmatrix}$$

Then  $\mathbb{C}^3 = \langle \{\mathbf{v}_1, \mathbf{v}_2\} \rangle \oplus \langle \{\mathbf{v}_3\} \rangle$ . This statement derives from the fact that  $B = \{\mathbf{v}_1, \mathbf{v}_2, \mathbf{v}_3\}$  is basis for  $\mathbb{C}^3$ . The spanning property of  $B$  yields the decomposition of any vector into a sum of vectors from the two subspaces, and the linear independence of  $B$  yields the uniqueness of the decomposition. We will illustrate these claims with a numerical example.

Choose  $\mathbf{v} = \begin{bmatrix} 10 \\ 1 \\ 6 \end{bmatrix}$ . Then

$$\mathbf{v} = 2\mathbf{v}_1 + (-2)\mathbf{v}_2 + 1\mathbf{v}_3 = (2\mathbf{v}_1 + (-2)\mathbf{v}_2) + (1\mathbf{v}_3)$$

where we have added parentheses for emphasis. Obviously  $1\mathbf{v}_3 \in \langle \{\mathbf{v}_3\} \rangle$ , while  $2\mathbf{v}_1 + (-2)\mathbf{v}_2 \in \langle \{\mathbf{v}_1, \mathbf{v}_2\} \rangle$ . Theorem VRRB [309] provides the uniqueness of the scalars in these linear combinations. □

Example SDS [351] is easy to generalize into a theorem.

### Theorem DSFB

#### Direct Sum From a Basis

Suppose that  $V$  is a vector space with a basis  $B = \{\mathbf{v}_1, \mathbf{v}_2, \mathbf{v}_3, \dots, \mathbf{v}_n\}$ . Define

$$U = \langle \{\mathbf{v}_1, \mathbf{v}_2, \mathbf{v}_3, \dots, \mathbf{v}_m\} \rangle \quad W = \langle \{\mathbf{v}_{m+1}, \mathbf{v}_{m+2}, \mathbf{v}_{m+3}, \dots, \mathbf{v}_n\} \rangle$$

Then  $V = U \oplus W$ . □

**Proof** Choose any vector  $\mathbf{v} \in V$ . Then by Theorem VRRB [309] there are unique scalars,  $a_1, a_2, a_3, \dots, a_n$  such that

$$\begin{aligned} \mathbf{v} &= a_1\mathbf{v}_1 + a_2\mathbf{v}_2 + a_3\mathbf{v}_3 + \dots + a_n\mathbf{v}_n \\ &= (a_1\mathbf{v}_1 + a_2\mathbf{v}_2 + a_3\mathbf{v}_3 + \dots + a_m\mathbf{v}_m) + \end{aligned}$$

$$\begin{aligned} & (a_{m+1}\mathbf{v}_{m+1} + a_{m+2}\mathbf{v}_{m+2} + a_{m+3}\mathbf{v}_{m+3} + \cdots + a_n\mathbf{v}_n) \\ &= \mathbf{u} + \mathbf{w} \end{aligned}$$

where we have implicitly defined  $\mathbf{u}$  and  $\mathbf{w}$  in the last line. It should be clear that  $\mathbf{u} \in U$ , and similarly,  $\mathbf{w} \in W$  (and not simply by the choice of their names).

Suppose we had another decomposition of  $\mathbf{v}$ , say  $\mathbf{v} = \mathbf{u}^* + \mathbf{w}^*$ . Then we could write  $\mathbf{u}^*$  as a linear combination of  $\mathbf{v}_1$  through  $\mathbf{v}_m$ , say using scalars  $b_1, b_2, b_3, \dots, b_m$ . And we could write  $\mathbf{w}^*$  as a linear combination of  $\mathbf{v}_{m+1}$  through  $\mathbf{v}_n$ , say using scalars  $c_1, c_2, c_3, \dots, c_{n-m}$ . These two collections of scalars would then together give a linear combination of  $\mathbf{v}_1$  through  $\mathbf{v}_n$  that equals  $\mathbf{v}$ . By the uniqueness of  $a_1, a_2, a_3, \dots, a_n$ ,  $a_i = b_i$  for  $1 \leq i \leq m$  and  $a_{m+i} = c_i$  for  $1 \leq i \leq n-m$ . From the equality of these scalars we conclude that  $\mathbf{u} = \mathbf{u}^*$  and  $\mathbf{w} = \mathbf{w}^*$ . So with both conditions of Definition DS [351] fulfilled we see that  $V = U \oplus W$ . ■

Given one subspace of a vector space, we can always find another subspace that will pair with the first to form a direct sum. The main idea of this theorem, and its proof, is the idea of extending a linearly independent subset into a basis with repeated applications of Theorem ELIS [345].

### Theorem DSFOS

#### Direct Sum From One Subspace

Suppose that  $U$  is a subspace of the vector space  $V$ . Then there exists a subspace  $W$  of  $V$  such that  $V = U \oplus W$ . □

**Proof** If  $U = V$ , then choose  $W = \{\mathbf{0}\}$ . Otherwise, choose a basis  $B = \{\mathbf{v}_1, \mathbf{v}_2, \mathbf{v}_3, \dots, \mathbf{v}_m\}$  for  $U$ . Then since  $B$  is a linearly independent set, Theorem ELIS [345] tells us there is a vector  $\mathbf{v}_{m+1}$  in  $V$ , but not in  $U$ , such that  $B \cup \{\mathbf{v}_{m+1}\}$  is linearly independent. Define the subspace  $U_1 = \langle B \cup \{\mathbf{v}_{m+1}\} \rangle$ .

We can repeat this procedure, in the case were  $U_1 \neq V$ , creating a new vector  $\mathbf{v}_{m+2}$  in  $V$ , but not in  $U_1$ , and a new subspace  $U_2 = \langle B \cup \{\mathbf{v}_{m+1}, \mathbf{v}_{m+2}\} \rangle$ . If we continue repeating this procedure, eventually,  $U_k = V$  for some  $k$ , and we can no longer apply Theorem ELIS [345]. No matter, in this case  $B \cup \{\mathbf{v}_{m+1}, \mathbf{v}_{m+2}, \dots, \mathbf{v}_{m+k}\}$  is a linearly independent set that spans  $V$ , i.e. a basis for  $V$ .

Define  $W = \langle \{\mathbf{v}_{m+1}, \mathbf{v}_{m+2}, \dots, \mathbf{v}_{m+k}\} \rangle$ . We now are exactly in position to apply Theorem DSFB [351] and see that  $V = U \oplus W$ . ■

There are several different ways to define a direct sum. Our next two theorems give equivalences (Technique E [666]) for direct sums, and therefore could have been employed as definitions. The first should further cement the notion that a direct sum has some connection with linear independence.

### Theorem DSZV

#### Direct Sums and Zero Vectors

Suppose  $U$  and  $W$  are subspaces of the vector space  $V$ . Then  $V = U \oplus W$  if and only if

1. For every  $\mathbf{v} \in V$ , there exists vectors  $\mathbf{u} \in U$ ,  $\mathbf{w} \in W$  such that  $\mathbf{v} = \mathbf{u} + \mathbf{w}$ .
2. Whenever  $\mathbf{0} = \mathbf{u} + \mathbf{w}$  with  $\mathbf{u} \in U$ ,  $\mathbf{w} \in W$  then  $\mathbf{u} = \mathbf{w} = \mathbf{0}$ .

□

**Proof** The first condition is identical in the definition and the theorem, so we only need to establish the equivalence of the second conditions.

( $\Rightarrow$ ) Assume that  $V = U \oplus W$ , according to Definition DS [351]. By Property Z [272],  $\mathbf{0} \in V$  and  $\mathbf{0} = \mathbf{0} + \mathbf{0}$ . If we also assume that  $\mathbf{0} = \mathbf{u} + \mathbf{w}$ , then the uniqueness of the decomposition gives  $\mathbf{u} = \mathbf{0}$  and  $\mathbf{w} = \mathbf{0}$ .

( $\Leftarrow$ ) Suppose that  $\mathbf{v} \in V$ ,  $\mathbf{v} = \mathbf{u}_1 + \mathbf{w}_1$  and  $\mathbf{v} = \mathbf{u}_2 + \mathbf{w}_2$  where  $\mathbf{u}_1, \mathbf{u}_2 \in U$ ,  $\mathbf{w}_1, \mathbf{w}_2 \in W$ . Then

$$\begin{aligned} \mathbf{0} &= \mathbf{v} - \mathbf{v} && \text{Property AI [273]} \\ &= (\mathbf{u}_1 + \mathbf{w}_1) - (\mathbf{u}_2 + \mathbf{w}_2) \\ &= (\mathbf{u}_1 - \mathbf{u}_2) + (\mathbf{w}_1 - \mathbf{w}_2) && \text{Property AA [272]} \end{aligned}$$

By Property AC [272],  $\mathbf{u}_1 - \mathbf{u}_2 \in U$  and  $\mathbf{w}_1 - \mathbf{w}_2 \in W$ . We can now apply our hypothesis, the second statement of the theorem, to conclude that

$$\begin{array}{ll} \mathbf{u}_1 - \mathbf{u}_2 = \mathbf{0} & \mathbf{w}_1 - \mathbf{w}_2 = \mathbf{0} \\ \mathbf{u}_1 = \mathbf{u}_2 & \mathbf{w}_1 = \mathbf{w}_2 \end{array}$$

which establishes the uniqueness needed for the second condition of the definition.  $\blacksquare$

Our second equivalence lends further credence to calling a direct sum a decomposition. The two subspaces of a direct sum have no (nontrivial) elements in common.

### Theorem DSZI

#### Direct Sums and Zero Intersection

Suppose  $U$  and  $W$  are subspaces of the vector space  $V$ . Then  $V = U \oplus W$  if and only if

1. For every  $\mathbf{v} \in V$ , there exists vectors  $\mathbf{u} \in U$ ,  $\mathbf{w} \in W$  such that  $\mathbf{v} = \mathbf{u} + \mathbf{w}$ .
2.  $U \cap W = \{\mathbf{0}\}$ .

□

**Proof** The first condition is identical in the definition and the theorem, so we only need to establish the equivalence of the second conditions.

( $\Rightarrow$ ) Assume that  $V = U \oplus W$ , according to Definition DS [351]. By Property Z [272] and Definition SI [661],  $\{\mathbf{0}\} \subseteq U \cap W$ . To establish the opposite inclusion, suppose that  $\mathbf{x} \in U \cap W$ . Then, since  $\mathbf{x}$  is an element of both  $U$  and  $W$ , we can write two decompositions of  $\mathbf{x}$  as a vector from  $U$  plus a vector from  $W$ ,

$$\mathbf{x} = \mathbf{x} + \mathbf{0} \qquad \mathbf{x} = \mathbf{0} + \mathbf{x}$$

By the uniqueness of the decomposition, we see (twice) that  $\mathbf{x} = \mathbf{0}$  and  $U \cap W \subseteq \{\mathbf{0}\}$ . Applying Definition SE [660], we have  $U \cap W = \{\mathbf{0}\}$ .

( $\Leftarrow$ ) Assume that  $U \cap W = \{\mathbf{0}\}$ . And assume further that  $\mathbf{v} \in V$  is such that  $\mathbf{v} = \mathbf{u}_1 + \mathbf{w}_1$  and  $\mathbf{v} = \mathbf{u}_2 + \mathbf{w}_2$  where  $\mathbf{u}_1, \mathbf{u}_2 \in U$ ,  $\mathbf{w}_1, \mathbf{w}_2 \in W$ . Define  $\mathbf{x} = \mathbf{u}_1 - \mathbf{u}_2$ . then by Property AC [272],  $\mathbf{x} \in U$ . Also

$$\begin{aligned} \mathbf{x} &= \mathbf{u}_1 - \mathbf{u}_2 \\ &= (\mathbf{v} - \mathbf{w}_1) - (\mathbf{v} - \mathbf{w}_2) \\ &= (\mathbf{v} - \mathbf{v}) - (\mathbf{w}_1 - \mathbf{w}_2) \\ &= \mathbf{w}_2 - \mathbf{w}_1 \end{aligned}$$

So  $\mathbf{x} \in W$  by Property AC [272]. Thus,  $\mathbf{x} \in U \cap W = \{\mathbf{0}\}$  (Definition SI [661]). So  $\mathbf{x} = \mathbf{0}$  and

$$\begin{array}{ll} \mathbf{u}_1 - \mathbf{u}_2 = \mathbf{0} & \mathbf{w}_2 - \mathbf{w}_1 = \mathbf{0} \\ \mathbf{u}_1 = \mathbf{u}_2 & \mathbf{w}_2 = \mathbf{w}_1 \end{array}$$

yielding the desired uniqueness of the second condition of the definition.  $\blacksquare$

If the statement of Theorem DSZV [352] did not remind you of linear independence, the next theorem should establish the connection.

### Theorem DSLI

#### Direct Sums and Linear Independence

Suppose  $U$  and  $W$  are subspaces of the vector space  $V$  with  $V = U \oplus W$ . Suppose that  $R$  is a

linearly independent subset of  $U$  and  $S$  is a linearly independent subset of  $W$ . Then  $R \cup S$  is a linearly independent subset of  $V$ .  $\square$

**Proof** Let  $R = \{\mathbf{u}_1, \mathbf{u}_2, \mathbf{u}_3, \dots, \mathbf{u}_k\}$  and  $S = \{\mathbf{w}_1, \mathbf{w}_2, \mathbf{w}_3, \dots, \mathbf{w}_\ell\}$ . Begin with a relation of linear dependence (Definition RLD [301]) on the set  $R \cup S$  using scalars  $a_1, a_2, a_3, \dots, a_k$  and  $b_1, b_2, b_3, \dots, b_\ell$ . Then,

$$\begin{aligned} \mathbf{0} &= a_1\mathbf{u}_1 + a_2\mathbf{u}_2 + a_3\mathbf{u}_3 + \cdots + a_k\mathbf{u}_k + b_1\mathbf{w}_1 + b_2\mathbf{w}_2 + b_3\mathbf{w}_3 + \cdots + b_\ell\mathbf{w}_\ell \\ &= (a_1\mathbf{u}_1 + a_2\mathbf{u}_2 + a_3\mathbf{u}_3 + \cdots + a_k\mathbf{u}_k) + (b_1\mathbf{w}_1 + b_2\mathbf{w}_2 + b_3\mathbf{w}_3 + \cdots + b_\ell\mathbf{w}_\ell) \\ &= \mathbf{u} + \mathbf{w} \end{aligned}$$

where we have made an implicit definition of the vectors  $\mathbf{u} \in U$ ,  $\mathbf{w} \in W$ . Applying Theorem DSZV [352] we conclude that

$$\begin{aligned} \mathbf{u} &= a_1\mathbf{u}_1 + a_2\mathbf{u}_2 + a_3\mathbf{u}_3 + \cdots + a_k\mathbf{u}_k = \mathbf{0} \\ \mathbf{w} &= b_1\mathbf{w}_1 + b_2\mathbf{w}_2 + b_3\mathbf{w}_3 + \cdots + b_\ell\mathbf{w}_\ell = \mathbf{0} \end{aligned}$$

Now the linear independence of  $R$  and  $S$  (individually) yields

$$a_1 = a_2 = a_3 = \cdots = a_k = 0 \qquad b_1 = b_2 = b_3 = \cdots = b_\ell = 0$$

Forced to acknowledge that only a trivial linear combination yields the zero vector, Definition LI [301] says the set  $R \cup S$  is linearly independent in  $V$ .  $\blacksquare$

Our last theorem in this collection will go some ways towards explaining the word “sum” in the moniker “direct sum,” while also partially explaining why these results appear in a section devoted to a discussion of dimension.

### Theorem DSD Direct Sums and Dimension

Suppose  $U$  and  $W$  are subspaces of the vector space  $V$  with  $V = U \oplus W$ . Then  $\dim(V) = \dim(U) + \dim(W)$ .  $\square$

**Proof** We will establish this equality of positive integers with two inequalities. We will need a basis of  $U$  (call it  $B$ ) and a basis of  $W$  (call it  $C$ ).

First, note that  $B$  and  $C$  have sizes equal to the dimensions of the respective subspaces. The union of these two linearly independent sets,  $B \cup C$  will be linearly independent in  $V$  by Theorem DSLI [353]. Further, the two bases have no vectors in common by Theorem DSZI [353], since  $B \cap C \subseteq \{\mathbf{0}\}$  and the zero vector is never an element of a linearly independent set (Exercise LI.T10 [141]). So the size of the union is exactly the sum of the dimensions of  $U$  and  $W$ . By Theorem G [345] the size of  $B \cup C$  cannot exceed the dimension of  $V$  without being linearly dependent. These observations give us  $\dim(U) + \dim(W) \leq \dim(V)$ .

Grab any vector  $\mathbf{v} \in V$ . Then by Theorem DSZI [353] we can write  $\mathbf{v} = \mathbf{u} + \mathbf{w}$  with  $\mathbf{u} \in U$  and  $\mathbf{w} \in W$ . Individually, we can write  $\mathbf{u}$  as a linear combination of the basis elements in  $B$ , and similarly, we can write  $\mathbf{w}$  as a linear combination of the basis elements in  $C$ , since the bases are spanning sets for their respective subspaces. These two sets of scalars will provide a linear combination of all of the vectors in  $B \cup C$  which will equal  $\mathbf{v}$ . The upshot of this is that  $B \cup C$  is a spanning set for  $V$ . By Theorem G [345], the size of  $B \cup C$  cannot be smaller than the dimension of  $V$  without failing to span  $V$ . These observations give us  $\dim(U) + \dim(W) \geq \dim(V)$ .  $\blacksquare$

There is a certain appealing symmetry in the previous proof, where both linear independence and spanning properties of the bases are used, both of the first two conclusions of Theorem G [345] are employed, and we have quoted both of the two conditions of Theorem DSZI [353].

One final theorem tells us that we can successively decompose direct sums into sums of smaller and smaller subspaces.

**Theorem RDS****Repeated Direct Sums**

Suppose  $V$  is a vector space with subspaces  $U$  and  $W$  with  $V = U \oplus W$ . Suppose that  $X$  and  $Y$  are subspaces of  $W$  with  $W = X \oplus Y$ . Then  $V = U \oplus X \oplus Y$ .  $\square$

**Proof** Suppose that  $\mathbf{v} \in V$ . Then due to  $V = U \oplus W$ , there exist vectors  $\mathbf{u} \in U$  and  $\mathbf{w} \in W$  such that  $\mathbf{v} = \mathbf{u} + \mathbf{w}$ . Due to  $W = X \oplus Y$ , there exist vectors  $\mathbf{x} \in X$  and  $\mathbf{y} \in Y$  such that  $\mathbf{w} = \mathbf{x} + \mathbf{y}$ . All together,

$$\mathbf{v} = \mathbf{u} + \mathbf{w} = \mathbf{u} + \mathbf{x} + \mathbf{y}$$

which would be the first condition of a definition of a 3-way direct product. Now consider the uniqueness. Suppose that

$$\mathbf{v} = \mathbf{u}_1 + \mathbf{x}_1 + \mathbf{y}_1$$

$$\mathbf{v} = \mathbf{u}_2 + \mathbf{x}_2 + \mathbf{y}_2$$

Because  $\mathbf{x}_1 + \mathbf{y}_1 \in W$ ,  $\mathbf{x}_2 + \mathbf{y}_2 \in W$ , and  $V = U \oplus W$ , we conclude that

$$\mathbf{u}_1 = \mathbf{u}_2$$

$$\mathbf{x}_1 + \mathbf{y}_1 = \mathbf{x}_2 + \mathbf{y}_2$$

From the second equality, an application of  $W = X \oplus Y$  yields the conclusions  $\mathbf{x}_1 = \mathbf{x}_2$  and  $\mathbf{y}_1 = \mathbf{y}_2$ . This establishes the uniqueness of the decomposition of  $\mathbf{v}$  into a sum of vectors from  $U$ ,  $X$  and  $Y$ .  $\blacksquare$

Remember that when we write  $V = U \oplus W$  there always needs to be a “superspace,” in this case  $V$ . The statement  $U \oplus W$  is meaningless. Writing  $V = U \oplus W$  is simply a shorthand for a somewhat complicated relationship between  $V$ ,  $U$  and  $W$ , as described in the two conditions of Definition DS [351], or Theorem DSZV [352], or Theorem DSZI [353]. Theorem DSFB [351] and Theorem DSFOS [352] gives us sure-fire ways to build direct sums, while Theorem DSLI [353], Theorem DSD [354] and Theorem RDS [355] tell us interesting properties of direct sums. This subsection has been long on theorems and short on examples. If we were to use the term “lemma” we might have chosen to label some of these results as such, since they will be important tools in other proofs, but may not have much interest on their own (see Technique LC [672]). We will be referencing these results heavily in later sections, and will remind you then to come back for a second look.

**Subsection READ****Reading Questions**

1. Why does Theorem G [345] have the title it does?
2. What is so surprising about Theorem RMRT [349]?
3. Row-reduce the matrix  $A$  to reduced row-echelon form. Without any further computations, compute the dimensions of the four subspaces,  $\mathcal{N}(A)$ ,  $\mathcal{C}(A)$ ,  $\mathcal{R}(A)$  and  $\mathcal{L}(A)$ .

$$A = \begin{bmatrix} 1 & -1 & 2 & 8 & 5 \\ 1 & 1 & 1 & 4 & -1 \\ 0 & 2 & -3 & -8 & -6 \\ 2 & 0 & 1 & 8 & 4 \end{bmatrix}$$

## Subsection EXC

### Exercises

**C10** Example SVP4 [347] leaves several details for the reader to check. Verify these five claims.  
Contributed by Robert Beezer

**C40** Determine if the set  $T = \{x^2 - x + 5, 4x^3 - x^2 + 5x, 3x + 2\}$  spans the vector space of polynomials with degree 4 or less,  $P_4$ . (Compare the solution to this exercise with Solution LISS.C40 [314].)

Contributed by Robert Beezer    Solution [357]

**M50** Mimic Definition DS [351] and construct a reasonable definition of  $V = U_1 \oplus U_2 \oplus U_3 \oplus \dots \oplus U_m$ .

Contributed by Robert Beezer

**T05** Trivially, if  $U$  and  $V$  are two subspaces of  $W$ , then  $\dim(U) = \dim(V)$ . Combine this fact, Theorem PSSD [348], and Theorem EDYES [348] all into one grand combined theorem. You might look to Theorem PIP [168] stylistic inspiration. (Notice this problem does not ask you to prove anything. It just asks you to roll up three theorems into one compact, logically equivalent statement.)

Contributed by Robert Beezer

**T10** Prove the following theorem, which could be viewed as a reformulation of parts (3) and (4) of Theorem G [345], or more appropriately as a corollary of Theorem G [345] (Technique LC [672]).

Suppose  $V$  is a vector space and  $S$  is a subset of  $V$  such that the number of vectors in  $S$  equals the dimension of  $V$ . Then  $S$  is linearly independent if and only if  $S$  spans  $V$ .

Contributed by Robert Beezer

**T15** Suppose that  $A$  is an  $m \times n$  matrix and let  $\min(m, n)$  denote the minimum of  $m$  and  $n$ . Prove that  $r(A) \leq \min(m, n)$ .

Contributed by Robert Beezer

**T20** Suppose that  $A$  is an  $m \times n$  matrix and  $\mathbf{b} \in \mathbb{C}^m$ . Prove that the linear system  $\mathcal{LS}(A, \mathbf{b})$  is consistent if and only if  $r(A) = r([A \mid \mathbf{b}])$ .

Contributed by Robert Beezer    Solution [357]

**T25** Suppose that  $V$  is a vector space with finite dimension. Let  $W$  be any subspace of  $V$ . Prove that  $W$  has finite dimension.

Contributed by Robert Beezer

**T33** Part of Exercise B.T50 [328] is the half of the proof where we assume the matrix  $A$  is nonsingular and prove that a set is basis. In Solution B.T50 [330] we proved directly that the set was both linearly independent and a spanning set. Shorten this part of the proof by applying Theorem G [345]. Be careful, there is one subtlety.

Contributed by Robert Beezer    Solution [357]

**T60** Suppose that  $W$  is a vector space with dimension 5, and  $U$  and  $V$  are subspaces of  $W$ , each of dimension 3. Prove that  $U \cap V$  contains a non-zero vector. State a more general result.

Contributed by Joe Riegsecker    Solution [357]

## Subsection SOL Solutions

**C40** Contributed by Robert Beezer Statement [356]

The vector space  $P_4$  has dimension 5 by Theorem DP [336]. Since  $T$  contains only 3 vectors, and  $3 < 5$ , Theorem G [345] tells us that  $T$  does not span  $P_5$ .

**T20** Contributed by Robert Beezer Statement [356]

( $\Rightarrow$ ) Suppose first that  $\mathcal{LS}(A, \mathbf{b})$  is consistent. Then by Theorem CSCS [230],  $\mathbf{b} \in \mathcal{C}(A)$ . This means that  $\mathcal{C}(A) = \mathcal{C}([A \mid \mathbf{b}])$  and so it follows that  $r(A) = r([A \mid \mathbf{b}])$ .

( $\Leftarrow$ ) Adding a column to a matrix will only increase the size of its column space, so in all cases,  $\mathcal{C}(A) \subseteq \mathcal{C}([A \mid \mathbf{b}])$ . However, if we assume that  $r(A) = r([A \mid \mathbf{b}])$ , then by Theorem EDYES [348] we conclude that  $\mathcal{C}(A) = \mathcal{C}([A \mid \mathbf{b}])$ . Then  $\mathbf{b} \in \mathcal{C}([A \mid \mathbf{b}]) = \mathcal{C}(A)$  so by Theorem CSCS [230],  $\mathcal{LS}(A, \mathbf{b})$  is consistent.

**T33** Contributed by Robert Beezer Statement [356]

By Theorem DCM [336] we know that  $\mathbb{C}^n$  has dimension  $n$ . So by Theorem G [345] we need only establish that the set  $C$  is linearly independent or a spanning set. However, the hypotheses also require that  $C$  be of size  $n$ . We assumed that  $B = \{\mathbf{x}_1, \mathbf{x}_2, \mathbf{x}_3, \dots, \mathbf{x}_n\}$  had size  $n$ , but there is no guarantee that  $C = \{A\mathbf{x}_1, A\mathbf{x}_2, A\mathbf{x}_3, \dots, A\mathbf{x}_n\}$  will have size  $n$ . There could be some “collapsing” or “collisions.”

Suppose we establish that  $C$  is linearly independent. Then  $C$  must have  $n$  distinct elements or else we could fashion a nontrivial relation of linear dependence involving duplicate elements.

If we instead to choose to prove that  $C$  is a spanning set, then we could establish the uniqueness of the elements of  $C$  quite easily. Suppose that  $A\mathbf{x}_i = A\mathbf{x}_j$ . Then

$$A(\mathbf{x}_i - \mathbf{x}_j) = A\mathbf{x}_i - A\mathbf{x}_j = \mathbf{0}$$

Since  $A$  is nonsingular, we conclude that  $\mathbf{x}_i - \mathbf{x}_j = \mathbf{0}$ , or  $\mathbf{x}_i = \mathbf{x}_j$ , contrary to our description of  $B$ .

**T60** Contributed by Robert Beezer Statement [356]

Let  $\{\mathbf{u}_1, \mathbf{u}_2, \mathbf{u}_3\}$  and  $\{\mathbf{v}_1, \mathbf{v}_2, \mathbf{v}_3\}$  be bases for  $U$  and  $V$  (respectively). Then, the set  $\{\mathbf{u}_1, \mathbf{u}_2, \mathbf{u}_3, \mathbf{v}_1, \mathbf{v}_2, \mathbf{v}_3\}$  is linearly dependent, since Theorem G [345] says we cannot have 6 linearly independent vectors in a vector space of dimension 5. So we can assert that there is a non-trivial relation of linear dependence,

$$a_1\mathbf{u}_1 + a_2\mathbf{u}_2 + a_3\mathbf{u}_3 + b_1\mathbf{v}_1 + b_2\mathbf{v}_2 + b_3\mathbf{v}_3 = \mathbf{0}$$

where  $a_1, a_2, a_3$  and  $b_1, b_2, b_3$  are not all zero.

We can rearrange this equation as

$$a_1\mathbf{u}_1 + a_2\mathbf{u}_2 + a_3\mathbf{u}_3 = -b_1\mathbf{v}_1 - b_2\mathbf{v}_2 - b_3\mathbf{v}_3$$

This is an equality of two vectors, so we can give this common vector a name, say  $\mathbf{w}$ ,

$$\mathbf{w} = a_1\mathbf{u}_1 + a_2\mathbf{u}_2 + a_3\mathbf{u}_3 = -b_1\mathbf{v}_1 - b_2\mathbf{v}_2 - b_3\mathbf{v}_3$$

This is the desired non-zero vector, as we will now show.

First, since  $\mathbf{w} = a_1\mathbf{u}_1 + a_2\mathbf{u}_2 + a_3\mathbf{u}_3$ , we can see that  $\mathbf{w} \in U$ . Similarly,  $\mathbf{w} = -b_1\mathbf{v}_1 - b_2\mathbf{v}_2 - b_3\mathbf{v}_3$ , so  $\mathbf{w} \in V$ . This establishes that  $\mathbf{w} \in U \cap V$  (Definition SI [661]).

Is  $\mathbf{w} \neq \mathbf{0}$ ? Suppose not, in other words, suppose  $\mathbf{w} = \mathbf{0}$ . Then

$$\mathbf{0} = \mathbf{w} = a_1\mathbf{u}_1 + a_2\mathbf{u}_2 + a_3\mathbf{u}_3$$

Because  $\{\mathbf{u}_1, \mathbf{u}_2, \mathbf{u}_3\}$  is a basis for  $U$ , it is a linearly independent set and the relation of linear dependence above means we must conclude that  $a_1 = a_2 = a_3 = 0$ . By a similar process, we would conclude that  $b_1 = b_2 = b_3 = 0$ . But this is a contradiction since  $a_1, a_2, a_3, b_1, b_2, b_3$  were chosen so that some were nonzero. So  $\mathbf{w} \neq \mathbf{0}$ .



How does this generalize? All we really needed was the original relation of linear dependence that resulted because we had “too many” vectors in  $W$ . A more general statement would be: Suppose that  $W$  is a vector space with dimension  $n$ ,  $U$  is a subspace of dimension  $p$  and  $V$  is a subspace of dimension  $q$ . If  $p + q > n$ , then  $U \cap V$  contains a non-zero vector.

## Annotated Acronyms VS

### Vector Spaces

---

#### Definition VS [272]

The most fundamental object in linear algebra is a vector space. Or else the most fundamental object is a vector, and a vector space is important because it is a collection of vectors. Either way, Definition VS [272] is critical. All of our remaining theorems that assume we are working with a vector space can trace their lineage back to this definition.

#### Theorem TSS [286]

Check all ten properties of a vector space (Definition VS [272]) can get tedious. But if you have a subset of a *known* vector space, then Theorem TSS [286] considerably shortens the verification. Also, proofs of closure (the last two conditions in Theorem TSS [286]) are a good way to practice a common style of proof.

#### Theorem VRRB [309]

The proof of uniqueness in this theorem is a very typical employment of the hypothesis of linear independence. But that's not why we mention it here. This theorem is critical to our first section about representations, Section VR [512], via Definition VR [512].

#### Theorem CNMB [322]

Having just defined a basis (Definition B [317]) we discover that the columns of a nonsingular matrix form a basis of  $\mathbb{C}^m$ . Much of what we know about nonsingular matrices is either contained in this statement, or much more evident because of it.

#### Theorem SSLD [332]

This theorem is a key juncture in our development of linear algebra. You have probably already realized how useful Theorem G [345] is. All four parts of Theorem G [345] have proofs that finish with an application of Theorem SSLD [332].

#### Theorem RPNC [339]

This simple relationship between the rank, nullity and number of columns of a matrix might be surprising. But in simplicity comes power, as this theorem can be very useful. It will be generalized in the very last theorem of Chapter LT [437], Theorem RPNDD [500].

#### Theorem G [345]

A whimsical title, but the intent is to make sure you don't miss this one. Much of the interaction between bases, dimension, linear independence and spanning is captured in this theorem.

#### Theorem RMRT [349]

This one is a real surprise. Why should a matrix, and its transpose, both row-reduce to the same number of non-zero rows?

# Chapter D

## Determinants

---

The determinant is a function that takes a square matrix as an input and produces a scalar as an output. So unlike a vector space, it is not an algebraic structure. However, it has many beneficial properties for studying vector spaces, matrices and systems of equations, so it is hard to ignore (though some have tried). While the properties of a determinant can be very useful, they are also complicated to prove.

### Section DM

#### Determinant of a Matrix

---

First, a slight detour, as we introduce elementary matrices, which will bring us back to the beginning of the course and our old friend, row operations.

#### Subsection EM

##### Elementary Matrices

---

Elementary matrices are very simple, as you might have suspected from their name. Their purpose is to effect row operations (Definition RO [25]) on a matrix through matrix multiplication (Definition MM [193]). Their definitions look more complicated than they really are, so be sure to read ahead after you read the definition for some explanations and an example.

##### Definition ELEM

##### Elementary Matrices

1. For  $i \neq j$ ,  $E_{i,j}$  is the square matrix of size  $n$  with

$$[E_{i,j}]_{k\ell} = \begin{cases} 0 & k \neq i, k \neq j, \ell \neq k \\ 1 & k \neq i, k \neq j, \ell = k \\ 0 & k = i, \ell \neq j \\ 1 & k = i, \ell = j \\ 0 & k = j, \ell \neq i \\ 1 & k = j, \ell = i \end{cases}$$

2. For  $\alpha \neq 0$ ,  $E_i(\alpha)$  is the square matrix of size  $n$  with

$$[E_i(\alpha)]_{k\ell} = \begin{cases} 0 & k \neq i, \ell \neq k \\ 1 & k \neq i, \ell = k \\ \alpha & k = i, \ell = i \end{cases}$$

3. For  $i \neq j$ ,  $E_{i,j}(\alpha)$  is the square matrix of size  $n$  with

$$[E_{i,j}(\alpha)]_{k\ell} = \begin{cases} 0 & k \neq j, \ell \neq k \\ 1 & k \neq j, \ell = k \\ 0 & k = j, \ell \neq i, \ell \neq j \\ 1 & k = j, \ell = j \\ \alpha & k = j, \ell = i \end{cases}$$

(This definition contains Notation ELEM.)

△

Again, these matrices are not as complicated as they appear, since they are mostly perturbations of the  $n \times n$  identity matrix (Definition IM [70]).  $E_{i,j}$  is the identity matrix with rows (or columns)  $i$  and  $j$  trading places,  $E_i(\alpha)$  is the identity matrix where the diagonal entry in row  $i$  and column  $i$  has been replaced by  $\alpha$ , and  $E_{i,j}(\alpha)$  is the identity matrix where the entry in row  $j$  and column  $i$  has been replaced by  $\alpha$ . (Yes, those subscripts look backwards in the description of  $E_{i,j}(\alpha)$ ). Notice that our notation makes no reference to the size of the elementary matrix, since this will always be apparent from the context, or unimportant.

The *raison d'être* for elementary matrices is to “do” row operations on matrices with matrix multiplication. So here is an example where we will both see some elementary matrices and see how they can accomplish row operations.

### Example EMRO

#### Elementary matrices and row operations

We will perform a sequence of row operations (Definition RO [25]) on the  $3 \times 4$  matrix  $A$ , while also multiplying the matrix on the left by the appropriate  $3 \times 3$  elementary matrix.

$$A = \begin{bmatrix} 2 & 1 & 3 & 1 \\ 1 & 3 & 2 & 4 \\ 5 & 0 & 3 & 1 \end{bmatrix}$$

$$\begin{array}{l} R_1 \leftrightarrow R_3 : \\ 2R_2 : \\ 2R_3 + R_1 : \end{array} \begin{array}{l} \begin{bmatrix} 5 & 0 & 3 & 1 \\ 1 & 3 & 2 & 4 \\ 2 & 1 & 3 & 1 \end{bmatrix} \\ \begin{bmatrix} 5 & 0 & 3 & 1 \\ 2 & 6 & 4 & 8 \\ 2 & 1 & 3 & 1 \end{bmatrix} \\ \begin{bmatrix} 9 & 2 & 9 & 3 \\ 2 & 6 & 4 & 8 \\ 2 & 1 & 3 & 1 \end{bmatrix} \end{array} \quad \begin{array}{l} E_{1,3} : \\ E_2(2) : \\ E_{3,1}(2) : \end{array} \begin{array}{l} \begin{bmatrix} 0 & 0 & 1 \\ 0 & 1 & 0 \\ 1 & 0 & 0 \end{bmatrix} \begin{bmatrix} 2 & 1 & 3 & 1 \\ 1 & 3 & 2 & 4 \\ 5 & 0 & 3 & 1 \end{bmatrix} = \begin{bmatrix} 5 & 0 & 3 & 1 \\ 1 & 3 & 2 & 4 \\ 2 & 1 & 3 & 1 \end{bmatrix} \\ \begin{bmatrix} 1 & 0 & 0 \\ 0 & 2 & 0 \\ 0 & 0 & 1 \end{bmatrix} \begin{bmatrix} 5 & 0 & 3 & 1 \\ 1 & 3 & 2 & 4 \\ 2 & 1 & 3 & 1 \end{bmatrix} = \begin{bmatrix} 5 & 0 & 3 & 1 \\ 2 & 6 & 4 & 8 \\ 2 & 1 & 3 & 1 \end{bmatrix} \\ \begin{bmatrix} 1 & 0 & 2 \\ 0 & 1 & 0 \\ 0 & 0 & 1 \end{bmatrix} \begin{bmatrix} 5 & 0 & 3 & 1 \\ 2 & 6 & 4 & 8 \\ 2 & 1 & 3 & 1 \end{bmatrix} = \begin{bmatrix} 9 & 2 & 9 & 3 \\ 2 & 6 & 4 & 8 \\ 2 & 1 & 3 & 1 \end{bmatrix} \end{array}$$

⊠

The next three theorems establish that each elementary matrix effects a row operation via matrix multiplication.

### Theorem EMDRO

#### Elementary Matrices Do Row Operations

Suppose that  $A$  is an  $m \times n$  matrix, and  $B$  is a matrix of the same size that is obtained from  $A$  by a single row operation (Definition RO [25]). Then there is an elementary matrix of size  $m$  that will convert  $A$  to  $B$  via matrix multiplication on the left. More precisely,

1. If the row operation swaps rows  $i$  and  $j$ , then  $B = E_{i,j}A$ .
2. If the row operation multiplies row  $i$  by  $\alpha$ , then  $B = E_i(\alpha)A$ .

3. If the row operation multiplies row  $i$  by  $\alpha$  and adds the result to row  $j$ , then  $B = E_{i,j}(\alpha)A$ . □

**Proof** In each of the three conclusions, performing the row operation on  $A$  will create the matrix  $B$  where only one or two rows will have changed. So we will establish the equality of the matrix entries row by row, first for the unchanged rows, then for the changed rows, showing in each case that the result of the matrix product is the same as the result of the row operation. Here we go.

Row  $k$  of the product  $E_{i,j}A$ , where  $k \neq i$ ,  $k \neq j$ , is unchanged from  $A$ ,

$$\begin{aligned}
 [E_{i,j}A]_{k\ell} &= \sum_{p=1}^n [E_{i,j}]_{kp} [A]_{p\ell} && \text{Theorem EMP [194]} \\
 &= [E_{i,j}]_{kk} [A]_{k\ell} + \sum_{\substack{p=1 \\ p \neq k}}^n [E_{i,j}]_{kp} [A]_{p\ell} \\
 &= 1 [A]_{k\ell} + \sum_{\substack{p=1 \\ p \neq k}}^n 0 [A]_{p\ell} && \text{Definition ELEM [360]} \\
 &= [A]_{k\ell}
 \end{aligned}$$

Row  $i$  of the product  $E_{i,j}A$  is row  $j$  of  $A$ ,

$$\begin{aligned}
 [E_{i,j}A]_{i\ell} &= \sum_{p=1}^n [E_{i,j}]_{ip} [A]_{p\ell} && \text{Theorem EMP [194]} \\
 &= [E_{i,j}]_{ij} [A]_{j\ell} + \sum_{\substack{p=1 \\ p \neq j}}^n [E_{i,j}]_{ip} [A]_{p\ell} \\
 &= 1 [A]_{j\ell} + \sum_{\substack{p=1 \\ p \neq j}}^n 0 [A]_{p\ell} && \text{Definition ELEM [360]} \\
 &= [A]_{j\ell}
 \end{aligned}$$

Row  $j$  of the product  $E_{i,j}A$  is row  $i$  of  $A$ ,

$$\begin{aligned}
 [E_{i,j}A]_{j\ell} &= \sum_{p=1}^n [E_{i,j}]_{jp} [A]_{p\ell} && \text{Theorem EMP [194]} \\
 &= [E_{i,j}]_{ji} [A]_{i\ell} + \sum_{\substack{p=1 \\ p \neq i}}^n [E_{i,j}]_{jp} [A]_{p\ell} \\
 &= 1 [A]_{i\ell} + \sum_{\substack{p=1 \\ p \neq i}}^n 0 [A]_{p\ell} && \text{Definition ELEM [360]} \\
 &= [A]_{i\ell}
 \end{aligned}$$

So the matrix product  $E_{i,j}A$  is the same as the row operation that swaps rows  $i$  and  $j$ .

Row  $k$  of the product  $E_i(\alpha)A$ , where  $k \neq i$ , is unchanged from  $A$ ,

$$\begin{aligned}
 [E_i(\alpha)A]_{k\ell} &= \sum_{p=1}^n [E_i(\alpha)]_{kp} [A]_{p\ell} && \text{Theorem EMP [194]} \\
 &= [E_i(\alpha)]_{kk} [A]_{k\ell} + \sum_{\substack{p=1 \\ p \neq k}}^n [E_i(\alpha)]_{kp} [A]_{p\ell}
 \end{aligned}$$

$$\begin{aligned}
 &= 1 [A]_{k\ell} + \sum_{\substack{p=1 \\ p \neq k}}^n 0 [A]_{p\ell} && \text{Definition ELEM [360]} \\
 &= [A]_{k\ell}
 \end{aligned}$$

Row  $i$  of the product  $E_i(\alpha)A$  is  $\alpha$  times row  $i$  of  $A$ ,

$$[E_i(\alpha)A]_{i\ell} = \sum_{p=1}^n [E_i(\alpha)]_{ip} [A]_{p\ell} \quad \text{Theorem EMP [194]}$$

$$\begin{aligned}
 &= [E_i(\alpha)]_{ii} [A]_{i\ell} + \sum_{\substack{p=1 \\ p \neq i}}^n [E_i(\alpha)]_{ip} [A]_{p\ell} \\
 &= \alpha [A]_{i\ell} + \sum_{\substack{p=1 \\ p \neq i}}^n 0 [A]_{p\ell} && \text{Definition ELEM [360]} \\
 &= \alpha [A]_{i\ell}
 \end{aligned}$$

So the matrix product  $E_i(\alpha)A$  is the same as the row operation that multiplies row  $i$  by  $\alpha$ .

Row  $k$  of the product  $E_{i,j}(\alpha)A$ , where  $k \neq j$ , is unchanged from  $A$ ,

$$\begin{aligned}
 [E_{i,j}(\alpha)A]_{k\ell} &= \sum_{p=1}^n [E_{i,j}(\alpha)]_{kp} [A]_{p\ell} && \text{Theorem EMP [194]} \\
 &= [E_{i,j}(\alpha)]_{kk} [A]_{k\ell} + \sum_{\substack{p=1 \\ p \neq k}}^n [E_{i,j}(\alpha)]_{kp} [A]_{p\ell} \\
 &= 1 [A]_{k\ell} + \sum_{\substack{p=1 \\ p \neq k}}^n 0 [A]_{p\ell} && \text{Definition ELEM [360]} \\
 &= [A]_{k\ell}
 \end{aligned}$$

Row  $j$  of the product  $E_{i,j}(\alpha)A$ , is  $\alpha$  times row  $i$  of  $A$  and then added to row  $j$  of  $A$ ,

$$\begin{aligned}
 [E_{i,j}(\alpha)A]_{j\ell} &= \sum_{p=1}^n [E_{i,j}(\alpha)]_{jp} [A]_{p\ell} && \text{Theorem EMP [194]} \\
 &= [E_{i,j}(\alpha)]_{jj} [A]_{j\ell} + \\
 &\quad [E_{i,j}(\alpha)]_{ji} [A]_{i\ell} + \sum_{\substack{p=1 \\ p \neq j,i}}^n [E_{i,j}(\alpha)]_{jp} [A]_{p\ell} \\
 &= 1 [A]_{j\ell} + \alpha [A]_{i\ell} + \sum_{\substack{p=1 \\ p \neq j,i}}^n 0 [A]_{p\ell} && \text{Definition ELEM [360]} \\
 &= [A]_{j\ell} + \alpha [A]_{i\ell}
 \end{aligned}$$

So the matrix product  $E_{i,j}(\alpha)A$  is the same as the row operation that multiplies row  $i$  by  $\alpha$  and adds the result to row  $j$ . ■

Later in this section we will need two facts about elementary matrices.

### Theorem EMN

#### Elementary Matrices are Nonsingular

If  $E$  is an elementary matrix, then  $E$  is nonsingular. □

**Proof** We show that we can row-reduce each elementary matrix to the identity matrix. Given an elementary matrix of the form  $E_{i,j}$ , perform the row operation that swaps row  $j$  with row  $i$ . Given

an elementary matrix of the form  $E_i(\alpha)$ , with  $\alpha \neq 0$ , perform the row operation that multiplies row  $i$  by  $1/\alpha$ . Given an elementary matrix of the form  $E_{i,j}(\alpha)$ , with  $\alpha \neq 0$ , perform the row operation that multiplies row  $i$  by  $-\alpha$  and adds it to row  $j$ . In each case, the result of the single row operation is the identity matrix. So each elementary matrix is row-equivalent to the identity matrix, and by Theorem NMRRI [70] is nonsingular. ■

Notice that we have now made use of the nonzero restriction on  $\alpha$  in the definition of  $E_i(\alpha)$ . One more key property of elementary matrices.

**Theorem NMPEM**

**Nonsingular Matrices are Products of Elementary Matrices**

Suppose that  $A$  is a nonsingular matrix. Then there exists elementary matrices  $E_1, E_2, E_3, \dots, E_t$  so that  $A = E_1 E_2 E_3 \dots E_t$ . □

**Proof** Since  $A$  is nonsingular, it is row-equivalent to the identity matrix by Theorem NMRRI [70], so there is a sequence of  $t$  row operations that converts  $I$  to  $A$ . For each of these row operations, form the associated elementary matrix from Theorem EMDRO [361] and denote these matrices by  $E_1, E_2, E_3, \dots, E_t$ . Applying the first row operation to  $I$  yields the matrix  $E_1 I$ . The second row operation yields  $E_2(E_1 I)$ , and the third row operation creates  $E_3 E_2 E_1 I$ . The result of the full sequence of  $t$  row operations will yield  $A$ , so

$$A = E_t \dots E_3 E_2 E_1 I = E_t \dots E_3 E_2 E_1$$

Other than the cosmetic matter of re-indexing these elementary matrices in the opposite order, this is the desired result. ■

**Subsection DD**

**Definition of the Determinant**

---

We'll now turn to the definition of a determinant and do some sample computations. The definition of the determinant function is **recursive**, that is, the determinant of a large matrix is defined in terms of the determinant of smaller matrices. To this end, we will make a few definitions.

**Definition SM**

**SubMatrix**

Suppose that  $A$  is an  $m \times n$  matrix. Then the **submatrix**  $A(i|j)$  is the  $(m - 1) \times (n - 1)$  matrix obtained from  $A$  by removing row  $i$  and column  $j$ .

(This definition contains Notation SM.)

△

**Example SS**

**Some submatrices**

For the matrix

$$A = \begin{bmatrix} 1 & -2 & 3 & 9 \\ 4 & -2 & 0 & 1 \\ 3 & 5 & 2 & 1 \end{bmatrix}$$

we have the submatrices

$$A(2|3) = \begin{bmatrix} 1 & -2 & 9 \\ 3 & 5 & 1 \end{bmatrix} \qquad A(3|1) = \begin{bmatrix} -2 & 3 & 9 \\ -2 & 0 & 1 \end{bmatrix}$$

⊗

**Definition DM**

**Determinant of a Matrix**

Suppose  $A$  is a square matrix. Then its **determinant**,  $\det(A) = |A|$ , is an element of  $\mathbb{C}$  defined

recursively by:

If  $A$  is a  $1 \times 1$  matrix, then  $\det(A) = [A]_{11}$ .

If  $A$  is a matrix of size  $n$  with  $n \geq 2$ , then

$$\det(A) = [A]_{11} \det(A(1|1)) - [A]_{12} \det(A(1|2)) + [A]_{13} \det(A(1|3)) - [A]_{14} \det(A(1|4)) + \cdots + (-1)^{n+1} [A]_{1n} \det(A(1|n))$$

(This definition contains Notation DM.)

△

So to compute the determinant of a  $5 \times 5$  matrix we must build 5 submatrices, each of size 4. To compute the determinants of each the  $4 \times 4$  matrices we need to create 4 submatrices each, these now of size 3 and so on. To compute the determinant of a  $10 \times 10$  matrix would require computing the determinant of  $10! = 10 \times 9 \times 8 \times 7 \times 6 \times 5 \times 4 \times 3 \times 2 = 3,628,800$   $1 \times 1$  matrices. Fortunately there are better ways. However this does suggest an excellent computer programming exercise to write a recursive procedure to compute a determinant.

Let's compute the determinant of a reasonable sized matrix by hand.

### Example D33M

#### Determinant of a $3 \times 3$ matrix

Suppose that we have the  $3 \times 3$  matrix

$$A = \begin{bmatrix} 3 & 2 & -1 \\ 4 & 1 & 6 \\ -3 & -1 & 2 \end{bmatrix}$$

Then

$$\begin{aligned} \det(A) = |A| &= \begin{vmatrix} 3 & 2 & -1 \\ 4 & 1 & 6 \\ -3 & -1 & 2 \end{vmatrix} \\ &= 3 \begin{vmatrix} 1 & 6 \\ -1 & 2 \end{vmatrix} - 2 \begin{vmatrix} 4 & 6 \\ -3 & 2 \end{vmatrix} + (-1) \begin{vmatrix} 4 & 1 \\ -3 & -1 \end{vmatrix} \\ &= 3(1|2| - 6|-1|) - 2(4|2| - 6|-3|) - (4|-1| - 1|-3|) \\ &= 3(1(2) - 6(-1)) - 2(4(2) - 6(-3)) - (4(-1) - 1(-3)) \\ &= 24 - 52 + 1 \\ &= -27 \end{aligned}$$

⊠

In practice it is a bit silly to decompose a  $2 \times 2$  matrix down into a couple of  $1 \times 1$  matrices and then compute the exceedingly easy determinant of these puny matrices. So here is a simple theorem.

### Theorem DMST

#### Determinant of Matrices of Size Two

Suppose that  $A = \begin{bmatrix} a & b \\ c & d \end{bmatrix}$ . Then  $\det(A) = ad - bc$

□

**Proof** Applying Definition DM [364],

$$\begin{vmatrix} a & b \\ c & d \end{vmatrix} = a|d| - b|c| = ad - bc$$

■

Do you recall seeing the expression  $ad - bc$  before? (Hint: Theorem TTMI [208])



## Subsection CD

### Computing Determinants

There are a variety of ways to compute the determinant. We will establish first that we can choose to mimic our definition of the determinant, but by using matrix entries and submatrices based on a row other than the first one.

#### Theorem DER

##### Determinant Expansion about Rows

Suppose that  $A$  is a square matrix of size  $n$ . Then

$$\det(A) = (-1)^{i+1} [A]_{i1} \det(A(i|1)) + (-1)^{i+2} [A]_{i2} \det(A(i|2)) \\ + (-1)^{i+3} [A]_{i3} \det(A(i|3)) + \cdots + (-1)^{i+n} [A]_{in} \det(A(i|n)) \quad 1 \leq i \leq n$$

which is known as **expansion** about row  $i$ . □

**Proof** First, the statement of the theorem coincides with Definition DM [364] when  $i = 1$ , so throughout, we need only consider  $i > 1$ .

Given the recursive definition of the determinant, it should be no surprise that we will use induction for this proof (Technique I [670]). When  $n = 1$ , there is nothing to prove since there is but one row. When  $n = 2$ , we just examine expansion about the second row,

$$\begin{aligned} (-1)^{2+1} [A]_{21} \det(A(2|1)) + (-1)^{2+2} [A]_{22} \det(A(2|2)) \\ &= -[A]_{21} [A]_{12} + [A]_{22} [A]_{11} && \text{Definition DM [364]} \\ &= [A]_{11} [A]_{22} - [A]_{12} [A]_{21} \\ &= \det(A) && \text{Theorem DMST [365]} \end{aligned}$$

So the theorem is true for matrices of size  $n = 1$  and  $n = 2$ . Now assume the result is true for all matrices of size  $n - 1$  as we derive an expression for expansion about row  $i$  for a matrix of size  $n$ . We will abuse our notation for a submatrix slightly, so  $A(i_1, i_2 | j_1, j_2)$  will denote the matrix formed by removing rows  $i_1$  and  $i_2$ , along with removing columns  $j_1$  and  $j_2$ . Also, as we take a determinant of a submatrix, we will need to “jump up” the index of summation partway through as we “skip over” a missing column. To do this smoothly we will set

$$\epsilon_{\ell j} = \begin{cases} 0 & \ell < j \\ 1 & \ell > j \end{cases}$$

Now,

$$\begin{aligned} \det(A) &= \sum_{j=1}^n (-1)^{1+j} [A]_{1j} \det(A(1|j)) && \text{Definition DM [364]} \\ &= \sum_{j=1}^n (-1)^{1+j} [A]_{1j} \sum_{\substack{1 \leq \ell \leq n \\ \ell \neq j}} (-1)^{i-1+\ell-\epsilon_{\ell j}} [A]_{i\ell} \det(A(1, i | j, \ell)) && \text{Induction Hypothesis} \\ &= \sum_{j=1}^n \sum_{\substack{1 \leq \ell \leq n \\ \ell \neq j}} (-1)^{j+i+\ell-\epsilon_{\ell j}} [A]_{1j} [A]_{i\ell} \det(A(1, i | j, \ell)) && \text{Property DCN [656]} \\ &= \sum_{\ell=1}^n \sum_{\substack{1 \leq j \leq n \\ j \neq \ell}} (-1)^{j+i+\ell-\epsilon_{\ell j}} [A]_{1j} [A]_{i\ell} \det(A(1, i | j, \ell)) && \text{Property CACN [656]} \\ &= \sum_{\ell=1}^n (-1)^{i+\ell} [A]_{i\ell} \sum_{\substack{1 \leq j \leq n \\ j \neq \ell}} (-1)^{j-\epsilon_{\ell j}} [A]_{1j} \det(A(1, i | j, \ell)) && \text{Property DCN [656]} \end{aligned}$$

$$\begin{aligned}
 &= \sum_{\ell=1}^n (-1)^{i+\ell} [A]_{i\ell} \sum_{\substack{1 \leq j \leq n \\ j \neq \ell}} (-1)^{\epsilon_{\ell j}+j} [A]_{1j} \det(A(i, 1|\ell, j)) && 2\epsilon_{\ell j} \text{ is even} \\
 &= \sum_{\ell=1}^n (-1)^{i+\ell} [A]_{i\ell} \det(A(i|\ell)) && \text{Definition DM [364]}
 \end{aligned}$$

■

We can also obtain a formula that computes a determinant by expansion about a column, but this will be simpler if we first prove a result about the interplay of determinants and transposes. Notice how the following proof makes use of the ability to compute a determinant by expanding about *any* row.

### Theorem DT

#### Determinant of the Transpose

Suppose that  $A$  is a square matrix. Then  $\det(A^t) = \det(A)$ . □

**Proof** With our definition of the determinant (Definition DM [364]) and theorems like Theorem DER [366], using induction (Technique I [670]) is a natural approach to proving properties of determinants. And so it is here. Let  $n$  be the size of the matrix  $A$ , and we will use induction on  $n$ .

For  $n = 1$ , the transpose of a matrix is identical to the original matrix, so vacuously, the determinants are equal.

Now assume the result is true for matrices of size  $n - 1$ . Then,

$$\begin{aligned}
 \det(A^t) &= \frac{1}{n} \sum_{i=1}^n \det(A^t) \\
 &= \frac{1}{n} \sum_{i=1}^n \sum_{j=1}^n (-1)^{i+j} [A^t]_{ij} \det(A^t(i|j)) && \text{Theorem DER [366]} \\
 &= \frac{1}{n} \sum_{i=1}^n \sum_{j=1}^n (-1)^{i+j} [A]_{ji} \det(A^t(i|j)) && \text{Definition TM [181]} \\
 &= \frac{1}{n} \sum_{i=1}^n \sum_{j=1}^n (-1)^{i+j} [A]_{ji} \det((A(j|i))^t) && \text{Definition TM [181]} \\
 &= \frac{1}{n} \sum_{i=1}^n \sum_{j=1}^n (-1)^{i+j} [A]_{ji} \det(A(j|i)) && \text{Induction Hypothesis} \\
 &= \frac{1}{n} \sum_{j=1}^n \sum_{i=1}^n (-1)^{j+i} [A]_{ji} \det(A(j|i)) && \text{Property CACN [656]} \\
 &= \frac{1}{n} \sum_{j=1}^n \det(A) && \text{Theorem DER [366]} \\
 &= \det(A)
 \end{aligned}$$

■

Now we can easily get the result that a determinant can be computed by expansion about any column as well.

### Theorem DEC

#### Determinant Expansion about Columns

Suppose that  $A$  is a square matrix of size  $n$ . Then

$$\begin{aligned}
 \det(A) &= (-1)^{1+j} [A]_{1j} \det(A(1|j)) + (-1)^{2+j} [A]_{2j} \det(A(2|j)) \\
 &\quad + (-1)^{3+j} [A]_{3j} \det(A(3|j)) + \cdots + (-1)^{n+j} [A]_{nj} \det(A(n|j)) \quad 1 \leq j \leq n
 \end{aligned}$$

which is known as **expansion** about column  $j$ . □

**Proof**

$$\begin{aligned}
 \det(A) &= \det(A^t) && \text{Theorem DT [367]} \\
 &= \sum_{i=1}^n (-1)^{j+i} [A^t]_{ji} \det(A^t(j|i)) && \text{Theorem DER [366]} \\
 &= \sum_{i=1}^n (-1)^{j+i} [A^t]_{ji} \det((A(i|j))^t) && \text{Definition TM [181]} \\
 &= \sum_{i=1}^n (-1)^{j+i} [A^t]_{ji} \det(A(i|j)) && \text{Theorem DT [367]} \\
 &= \sum_{i=1}^n (-1)^{i+j} [A]_{ij} \det(A(i|j)) && \text{Definition TM [181]}
 \end{aligned}$$

■

That the determinant of an  $n \times n$  matrix can be computed in  $2n$  different (albeit similar) ways is nothing short of remarkable. For the doubters among us, we will do an example, computing a  $4 \times 4$  matrix in two different ways.

**Example TCSD**

**Two computations, same determinant**

Let

$$A = \begin{bmatrix} -2 & 3 & 0 & 1 \\ 9 & -2 & 0 & 1 \\ 1 & 3 & -2 & -1 \\ 4 & 1 & 2 & 6 \end{bmatrix}$$

Then expanding about the fourth row (Theorem DER [366] with  $i = 4$ ) yields,

$$\begin{aligned}
 |A| &= (4)(-1)^{4+1} \begin{vmatrix} 3 & 0 & 1 \\ -2 & 0 & 1 \\ 3 & -2 & -1 \end{vmatrix} + (1)(-1)^{4+2} \begin{vmatrix} -2 & 0 & 1 \\ 9 & 0 & 1 \\ 1 & -2 & -1 \end{vmatrix} \\
 &\quad + (2)(-1)^{4+3} \begin{vmatrix} -2 & 3 & 1 \\ 9 & -2 & 1 \\ 1 & 3 & -1 \end{vmatrix} + (6)(-1)^{4+4} \begin{vmatrix} -2 & 3 & 0 \\ 9 & -2 & 0 \\ 1 & 3 & -2 \end{vmatrix} \\
 &= (-4)(10) + (1)(-22) + (-2)(61) + 6(46) = 92
 \end{aligned}$$

while expanding about column 3 (Theorem DEC [367] with  $j = 3$ ) gives

$$\begin{aligned}
 |A| &= (0)(-1)^{1+3} \begin{vmatrix} 9 & -2 & 1 \\ 1 & 3 & -1 \\ 4 & 1 & 6 \end{vmatrix} + (0)(-1)^{2+3} \begin{vmatrix} -2 & 3 & 1 \\ 1 & 3 & -1 \\ 4 & 1 & 6 \end{vmatrix} + \\
 &\quad (-2)(-1)^{3+3} \begin{vmatrix} -2 & 3 & 1 \\ 9 & -2 & 1 \\ 4 & 1 & 6 \end{vmatrix} + (2)(-1)^{4+3} \begin{vmatrix} -2 & 3 & 1 \\ 9 & -2 & 1 \\ 1 & 3 & -1 \end{vmatrix} \\
 &= 0 + 0 + (-2)(-107) + (-2)(61) = 92
 \end{aligned}$$

Notice how much easier the second computation was. By choosing to expand about the third column, we have two entries that are zero, so two  $3 \times 3$  determinants need not be computed at all! ⊠

When a matrix has all zeros above (or below) the diagonal, exploiting the zeros by expanding about the proper row or column makes computing a determinant insanely easy.

**Example DUTM****Determinant of an upper triangular matrix**

Suppose that

$$T = \begin{bmatrix} 2 & 3 & -1 & 3 & 3 \\ 0 & -1 & 5 & 2 & -1 \\ 0 & 0 & 3 & 9 & 2 \\ 0 & 0 & 0 & -1 & 3 \\ 0 & 0 & 0 & 0 & 5 \end{bmatrix}$$

We will compute the determinant of this  $5 \times 5$  matrix by consistently expanding about the first column for each submatrix that arises and does not have a zero entry multiplying it.

$$\begin{aligned} \det(T) &= \begin{vmatrix} 2 & 3 & -1 & 3 & 3 \\ 0 & -1 & 5 & 2 & -1 \\ 0 & 0 & 3 & 9 & 2 \\ 0 & 0 & 0 & -1 & 3 \\ 0 & 0 & 0 & 0 & 5 \end{vmatrix} \\ &= 2(-1)^{1+1} \begin{vmatrix} -1 & 5 & 2 & -1 \\ 0 & 3 & 9 & 2 \\ 0 & 0 & -1 & 3 \\ 0 & 0 & 0 & 5 \end{vmatrix} \\ &= 2(-1)(-1)^{1+1} \begin{vmatrix} 3 & 9 & 2 \\ 0 & -1 & 3 \\ 0 & 0 & 5 \end{vmatrix} \\ &= 2(-1)(3)(-1)^{1+1} \begin{vmatrix} -1 & 3 \\ 0 & 5 \end{vmatrix} \\ &= 2(-1)(3)(-1)(-1)^{1+1} |5| \\ &= 2(-1)(3)(-1)(5) = 30 \end{aligned}$$

□

If you consult other texts in your study of determinants, you may run into the terms “minor” and “cofactor,” especially in a discussion centered on expansion about rows and columns. We’ve chosen not to make these definitions formally since we’ve been able to get along without them. However, informally, a **minor** is a determinant of a submatrix, specifically  $\det(A(i|j))$  and is usually referenced as the minor of  $[A]_{ij}$ . A **cofactor** is a signed minor, specifically the cofactor of  $[A]_{ij}$  is  $(-1)^{i+j} \det(A(i|j))$ .

**Subsection READ****Reading Questions**

1. Construct the elementary matrix that will effect the row operation  $-6R_2 + R_3$  on a  $4 \times 7$  matrix.
2. Compute the determinant of the matrix

$$\begin{bmatrix} 2 & 3 & -1 \\ 3 & 8 & 2 \\ 4 & -1 & -3 \end{bmatrix}$$

3. Compute the determinant of the matrix

$$\begin{bmatrix} 3 & 9 & -2 & 4 & 2 \\ 0 & 1 & 4 & -2 & 7 \\ 0 & 0 & -2 & 5 & 2 \\ 0 & 0 & 0 & -1 & 6 \\ 0 & 0 & 0 & 0 & 4 \end{bmatrix}$$

**Subsection EXC**  
**Exercises**

---

**C24** Doing the computations by hand, find the determinant of the matrix below.

$$\begin{bmatrix} -2 & 3 & -2 \\ -4 & -2 & 1 \\ 2 & 4 & 2 \end{bmatrix}$$

Contributed by Robert Beezer Solution [371]

**C25** Doing the computations by hand, find the determinant of the matrix below.

$$\begin{bmatrix} 3 & -1 & 4 \\ 2 & 5 & 1 \\ 2 & 0 & 6 \end{bmatrix}$$

Contributed by Robert Beezer Solution [371]

**C26** Doing the computations by hand, find the determinant of the matrix  $A$ .

$$A = \begin{bmatrix} 2 & 0 & 3 & 2 \\ 5 & 1 & 2 & 4 \\ 3 & 0 & 1 & 2 \\ 5 & 3 & 2 & 1 \end{bmatrix}$$

Contributed by Robert Beezer Solution [371]

## Subsection SOL Solutions

**C24** Contributed by Robert Beezer Statement [370]

We'll expand about the first row since there are no zeros to exploit,

$$\begin{aligned} \begin{vmatrix} -2 & 3 & -2 \\ -4 & -2 & 1 \\ 2 & 4 & 2 \end{vmatrix} &= (-2) \begin{vmatrix} -2 & 1 \\ 4 & 2 \end{vmatrix} + (-1)(3) \begin{vmatrix} -4 & 1 \\ 2 & 2 \end{vmatrix} + (-2) \begin{vmatrix} -4 & -2 \\ 2 & 4 \end{vmatrix} \\ &= (-2)((-2)(2) - 1(4)) + (-3)((-4)(2) - 1(2)) + (-2)((-4)(4) - (-2)(2)) \\ &= (-2)(-8) + (-3)(-10) + (-2)(-12) = 70 \end{aligned}$$

**C25** Contributed by Robert Beezer Statement [370]

We can expand about any row or column, so the zero entry in the middle of the last row is attractive. Let's expand about column 2. By Theorem DER [366] and Theorem DEC [367] you will get the same result by expanding about a different row or column. We will use Theorem DMST [365] twice.

$$\begin{aligned} \begin{vmatrix} 3 & -1 & 4 \\ 2 & 5 & 1 \\ 2 & 0 & 6 \end{vmatrix} &= (-1)(-1)^{1+2} \begin{vmatrix} 2 & 1 \\ 2 & 6 \end{vmatrix} + (5)(-1)^{2+2} \begin{vmatrix} 3 & 4 \\ 2 & 6 \end{vmatrix} + (0)(-1)^{3+2} \begin{vmatrix} 3 & 4 \\ 2 & 1 \end{vmatrix} \\ &= (1)(10) + (5)(10) + 0 = 60 \end{aligned}$$

**C26** Contributed by Robert Beezer Statement [370]

With two zeros in column 2, we choose to expand about that column (Theorem DEC [367]),

$$\begin{aligned} \det(A) &= \begin{vmatrix} 2 & 0 & 3 & 2 \\ 5 & 1 & 2 & 4 \\ 3 & 0 & 1 & 2 \\ 5 & 3 & 2 & 1 \end{vmatrix} \\ &= 0(-1) \begin{vmatrix} 5 & 2 & 4 \\ 3 & 1 & 2 \\ 5 & 2 & 1 \end{vmatrix} + 1(1) \begin{vmatrix} 2 & 3 & 2 \\ 3 & 1 & 2 \\ 5 & 2 & 1 \end{vmatrix} + 0(-1) \begin{vmatrix} 2 & 3 & 2 \\ 5 & 2 & 4 \\ 5 & 2 & 1 \end{vmatrix} + 3(1) \begin{vmatrix} 2 & 3 & 2 \\ 5 & 2 & 4 \\ 3 & 1 & 2 \end{vmatrix} \\ &= (1)(2(1(1) - 2(2)) - 3(3(1) - 5(2)) + 2(3(2) - 5(1))) + \\ &\quad (3)(2(2(2) - 4(1)) - 3(5(2) - 4(3)) + 2(5(1) - 3(2))) \\ &= (-6 + 21 + 2) + (3)(0 + 6 - 2) = 29 \end{aligned}$$

## Section PDM

### Properties of Determinants of Matrices

We have seen how to compute the determinant of a matrix, and the incredible fact that we can perform expansion about *any* row *or* column to make this computation. In this largely theoretical section, we will state and prove several more intriguing properties about determinants. Our main goal will be the two results in Theorem SMZD [378] and Theorem DRMM [380], but more specifically, we will see how the value of a determinant will allow us to gain insight into the various properties of a square matrix.

#### Subsection DRO

##### Determinants and Row Operations

We start easy with a straightforward theorem whose proof presages the style of subsequent proofs in this subsection.

##### Theorem DZRC

###### Determinant with Zero Row or Column

Suppose that  $A$  is a square matrix with a row where every entry is zero, or a column where every entry is zero. Then  $\det(A) = 0$ .  $\square$

**Proof** Suppose that  $A$  is a square matrix of size  $n$  and row  $i$  has every entry equal to zero. We compute  $\det(A)$  via expansion about row  $i$ .

$$\begin{aligned} \det(A) &= \sum_{j=1}^n (-1)^{i+j} [A]_{ij} \det(A(i|j)) && \text{Theorem DER [366]} \\ &= \sum_{j=1}^n (-1)^{i+j} 0 \det(A(i|j)) && \text{Row } i \text{ is zeros} \\ &= \sum_{j=1}^n 0 = 0 \end{aligned}$$

The proof for the case of a zero column is entirely similar, or could be derived from an application of Theorem DT [367] employing the transpose of the matrix.  $\blacksquare$

##### Theorem DRCS

###### Determinant for Row or Column Swap

Suppose that  $A$  is a square matrix. Let  $B$  be the square matrix obtained from  $A$  by interchanging the location of two rows, or interchanging the location of two columns. Then  $\det(B) = -\det(A)$ .  $\square$

**Proof** Begin with the special case where  $A$  is a square matrix of size  $n$  and we form  $B$  by swapping *adjacent* rows  $i$  and  $i + 1$  for some  $1 \leq i \leq n - 1$ . Notice that the assumption about swapping adjacent rows means that  $B(i + 1|j) = A(i|j)$  for all  $1 \leq j \leq n$ , and  $[B]_{i+1,j} = [A]_{ij}$  for all  $1 \leq j \leq n$ . We compute  $\det(B)$  via expansion about row  $i + 1$ .

$$\begin{aligned} \det(B) &= \sum_{j=1}^n (-1)^{(i+1)+j} [B]_{i+1,j} \det(B(i + 1|j)) && \text{Theorem DER [366]} \\ &= \sum_{j=1}^n (-1)^{(i+1)+j} [A]_{ij} \det(A(i|j)) && \text{Hypothesis} \end{aligned}$$

$$\begin{aligned}
 &= \sum_{j=1}^n (-1)^1 (-1)^{i+j} [A]_{ij} \det(A(i|j)) \\
 &= (-1) \sum_{j=1}^n (-1)^{i+j} [A]_{ij} \det(A(i|j)) \\
 &= -\det(A) \qquad \text{Theorem DER [366]}
 \end{aligned}$$

So the result holds for the special case where we swap adjacent rows of the matrix. As any computer scientist knows, we can accomplish *any* rearrangement of an ordered list by swapping adjacent elements. This principle can be demonstrated by naïve sorting algorithms such as “bubble sort.” In any event, we don’t need to discuss every possible reordering, we just need to consider a swap of two rows, say rows  $s$  and  $t$  with  $1 \leq s < t \leq n$ .

Begin with row  $s$ , and repeatedly swap it with each row just below it, including row  $t$  and stopping there. This will total  $t - s$  swaps. Now swap the former row  $t$ , which currently lives in row  $t - 1$ , with each row above it, stopping when it becomes row  $s$ . This will total another  $t - s - 1$  swaps. In this way, we create  $B$  through a sequence of  $2(t - s) - 1$  swaps of adjacent rows, each of which adjusts  $\det(A)$  by a multiplicative factor of  $-1$ . So

$$\det(B) = (-1)^{2(t-s)-1} \det(A) = ((-1)^2)^{t-s} (-1)^{-1} \det(A) = -\det(A)$$

as desired.

The proof for the case of swapping two columns is entirely similar, or could be derived from an application of Theorem DT [367] employing the transpose of the matrix. ■

So Theorem DRCS [372] tells us the effect of the first row operation (Definition RO [25]) on the determinant of a matrix. Here’s the effect of the second row operation.

**Theorem DRCM**  
**Determinant for Row or Column Multiples**

Suppose that  $A$  is a square matrix. Let  $B$  be the square matrix obtained from  $A$  by multiplying a single row by the scalar  $\alpha$ , or by multiplying a single column by the scalar  $\alpha$ . Then  $\det(B) = \alpha \det(A)$ . □

**Proof** Suppose that  $A$  is a square matrix of size  $n$  and we form the square matrix  $B$  by multiplying each entry of row  $i$  of  $A$  by  $\alpha$ . Notice that the other rows of  $A$  and  $B$  are equal, so  $A(i|j) = B(i|j)$ , for all  $1 \leq j \leq n$ . We compute  $\det(B)$  via expansion about row  $i$ .

$$\begin{aligned}
 \det(B) &= \sum_{j=1}^n (-1)^{i+j} [B]_{ij} \det(B(i|j)) && \text{Theorem DER [366]} \\
 &= \sum_{j=1}^n (-1)^{i+j} [B]_{ij} \det(A(i|j)) && \text{Hypothesis} \\
 &= \sum_{j=1}^n (-1)^{i+j} \alpha [A]_{ij} \det(A(i|j)) && \text{Hypothesis} \\
 &= \alpha \sum_{j=1}^n (-1)^{i+j} [A]_{ij} \det(A(i|j)) \\
 &= \alpha \det(A) && \text{Theorem DER [366]}
 \end{aligned}$$

The proof for the case of a multiple of a column is entirely similar, or could be derived from an application of Theorem DT [367] employing the transpose of the matrix. ■

Let’s go for understanding the effect of all three row operations. But first we need an intermediate result, but it is an easy one.



**Theorem DERC**
**Determinant with Equal Rows or Columns**

Suppose that  $A$  is a square matrix with two equal rows, or two equal columns. Then  $\det(A) = 0$ .  
 $\square$

**Proof** Suppose that  $A$  is a square matrix of size  $n$  where the two rows  $s$  and  $t$  are equal. Form the matrix  $B$  by swapping rows  $r$  and  $s$ . Notice that as a consequence of our hypothesis,  $A = B$ . Then

$$\begin{aligned} \det(A) &= \frac{1}{2} (\det(A) + \det(A)) \\ &= \frac{1}{2} (\det(A) - \det(B)) && \text{Theorem DRCS [372]} \\ &= \frac{1}{2} (\det(A) - \det(A)) && \text{Hypothesis, } A = B \\ &= \frac{1}{2} (0) = 0 \end{aligned}$$

The proof for the case of two equal columns is entirely similar, or could be derived from an application of Theorem DT [367] employing the transpose of the matrix.  $\blacksquare$

Now explain the third row operation. Here we go.

**Theorem DRCMA**
**Determinant for Row or Column Multiples and Addition**

Suppose that  $A$  is a square matrix. Let  $B$  be the square matrix obtained from  $A$  by multiplying a row by the scalar  $\alpha$  and then adding it to another row, or by multiplying a column by the scalar  $\alpha$  and then adding it to another column. Then  $\det(B) = \det(A)$ .  $\square$

**Proof** Suppose that  $A$  is a square matrix of size  $n$ . Form the matrix  $B$  by multiplying row  $s$  of  $A$  by  $\alpha$  and adding it to row  $t$ . Let  $C$  be the auxiliary matrix where we replace row  $t$  of  $A$  by row  $s$  of  $A$ . Notice that  $A(t|j) = B(t|j) = C(t|j)$  for all  $1 \leq j \leq n$ . We compute the determinant of  $B$  by expansion about row  $t$ .

$$\begin{aligned} \det(B) &= \sum_{j=1}^n (-1)^{t+j} [B]_{tj} \det(B(t|j)) && \text{Theorem DER [366]} \\ &= \sum_{j=1}^n (-1)^{t+j} (\alpha [A]_{sj} + [A]_{tj}) \det(B(t|j)) && \text{Hypothesis} \\ &= \sum_{j=1}^n (-1)^{t+j} \alpha [A]_{sj} \det(B(t|j)) \\ &\quad + \sum_{j=1}^n (-1)^{t+j} [A]_{tj} \det(B(t|j)) \\ &= \alpha \sum_{j=1}^n (-1)^{t+j} [A]_{sj} \det(B(t|j)) \\ &\quad + \sum_{j=1}^n (-1)^{t+j} [A]_{tj} \det(B(t|j)) \\ &= \alpha \sum_{j=1}^n (-1)^{t+j} [C]_{tj} \det(C(t|j)) \\ &\quad + \sum_{j=1}^n (-1)^{t+j} [A]_{tj} \det(A(t|j)) \\ &= \alpha \det(C) + \det(A) && \text{Theorem DER [366]} \\ &= \alpha 0 + \det(A) = \det(A) && \text{Theorem DERC [374]} \end{aligned}$$

The proof for the case of adding a multiple of a column is entirely similar, or could be derived from an application of Theorem DT [367] employing the transpose of the matrix. ■

Is this what you expected? We could argue that the third row operation is the most popular, and yet it has no effect whatsoever on the determinant of a matrix! We can exploit this, along with our understanding of the other two row operations, to provide another approach to computing a determinant. We'll explain this in the context of an example.

### Example DRO

#### Determinant by row operations

Suppose we desire the determinant of the  $4 \times 4$  matrix

$$A = \begin{bmatrix} 2 & 0 & 2 & 3 \\ 1 & 3 & -1 & 1 \\ -1 & 1 & -1 & 2 \\ 3 & 5 & 4 & 0 \end{bmatrix}$$

We will perform a sequence of row operations on this matrix, shooting for an upper triangular matrix, whose determinant will be simply the product of its diagonal entries. For each row operation, we will track the effect on the determinant via Theorem DRCS [372], Theorem DRCM [373], Theorem DRCMA [374].

$$\begin{aligned} \xrightarrow{R_1 \leftrightarrow R_2} A_1 &= \begin{bmatrix} 1 & 3 & -1 & 1 \\ 2 & 0 & 2 & 3 \\ -1 & 1 & -1 & 2 \\ 3 & 5 & 4 & 0 \end{bmatrix} & \det(A) = -\det(A_1) & \text{Theorem DRCS [372]} \\ \xrightarrow{-2R_1 + R_2} A_2 &= \begin{bmatrix} 1 & 3 & -1 & 1 \\ 0 & -6 & 4 & 1 \\ -1 & 1 & -1 & 2 \\ 3 & 5 & 4 & 0 \end{bmatrix} & = -\det(A_2) & \text{Theorem DRCMA [374]} \\ \xrightarrow{1R_1 + R_3} A_3 &= \begin{bmatrix} 1 & 3 & -1 & 1 \\ 0 & -6 & 4 & 1 \\ 0 & 4 & -2 & 3 \\ 3 & 5 & 4 & 0 \end{bmatrix} & = -\det(A_3) & \text{Theorem DRCMA [374]} \\ \xrightarrow{-3R_1 + R_4} A_4 &= \begin{bmatrix} 1 & 3 & -1 & 1 \\ 0 & -6 & 4 & 1 \\ 0 & 4 & -2 & 3 \\ 0 & -4 & 7 & -3 \end{bmatrix} & = -\det(A_4) & \text{Theorem DRCMA [374]} \\ \xrightarrow{1R_3 + R_2} A_5 &= \begin{bmatrix} 1 & 3 & -1 & 1 \\ 0 & -2 & 2 & 4 \\ 0 & 4 & -2 & 3 \\ 0 & -4 & 7 & -3 \end{bmatrix} & = -\det(A_5) & \text{Theorem DRCMA [374]} \\ \xrightarrow{-\frac{1}{2}R_2} A_6 &= \begin{bmatrix} 1 & 3 & -1 & 1 \\ 0 & 1 & -1 & -2 \\ 0 & 4 & -2 & 3 \\ 0 & -4 & 7 & -3 \end{bmatrix} & = 2\det(A_6) & \text{Theorem DRCM [373]} \\ \xrightarrow{-4R_2 + R_3} A_7 &= \begin{bmatrix} 1 & 3 & -1 & 1 \\ 0 & 1 & -1 & -2 \\ 0 & 0 & 2 & 11 \\ 0 & -4 & 7 & -3 \end{bmatrix} & = 2\det(A_7) & \text{Theorem DRCMA [374]} \\ \xrightarrow{4R_2 + R_4} A_8 &= \begin{bmatrix} 1 & 3 & -1 & 1 \\ 0 & 1 & -1 & -2 \\ 0 & 0 & 2 & 11 \\ 0 & 0 & 3 & -11 \end{bmatrix} & = 2\det(A_8) & \text{Theorem DRCMA [374]} \end{aligned}$$

$$\begin{aligned}
 \xrightarrow{-1R_3+R_4} A_9 &= \begin{bmatrix} 1 & 3 & -1 & 1 \\ 0 & 1 & -1 & -2 \\ 0 & 0 & 2 & 11 \\ 0 & 0 & 1 & -22 \end{bmatrix} &= 2 \det(A_9) && \text{Theorem DRCMA [374]} \\
 \xrightarrow{-2R_4+R_3} A_{10} &= \begin{bmatrix} 1 & 3 & -1 & 1 \\ 0 & 1 & -1 & -2 \\ 0 & 0 & 0 & 55 \\ 0 & 0 & 1 & -22 \end{bmatrix} &= 2 \det(A_{10}) && \text{Theorem DRCMA [374]} \\
 \xrightarrow{R_3 \leftrightarrow R_4} A_{11} &= \begin{bmatrix} 1 & 3 & -1 & 1 \\ 0 & 1 & -1 & -2 \\ 0 & 0 & 1 & -22 \\ 0 & 0 & 0 & 55 \end{bmatrix} &= -2 \det(A_{11}) && \text{Theorem DRCS [372]} \\
 \xrightarrow{\frac{1}{55}R_4} A_{12} &= \begin{bmatrix} 1 & 3 & -1 & 1 \\ 0 & 1 & -1 & -2 \\ 0 & 0 & 1 & -22 \\ 0 & 0 & 0 & 1 \end{bmatrix} &= -110 \det(A_{12}) && \text{Theorem DRCM [373]}
 \end{aligned}$$

The matrix  $A_{12}$  is upper triangular, so expansion about the first column (repeatedly) will result in  $\det(A_{12}) = (1)(1)(1)(1) = 1$  (see Example DUTM [369]) and thus,  $\det(A) = -110(1) = -110$ .

Notice that our sequence of row operations was somewhat *ad hoc*, such as the transformation to  $A_5$ . We could have been even more methodical, and strictly followed the process that converts a matrix to reduced row-echelon form (Theorem REMEF [28]), eventually achieving the same numerical result with a final matrix that equaled the  $4 \times 4$  identity matrix. Notice too that we could have stopped with  $A_8$ , since at this point we could compute  $\det(A_8)$  by two expansions about first columns, followed by a simple determinant of a  $2 \times 2$  matrix (Theorem DMST [365]).

The beauty of this approach is that computationally we should already have written a procedure to convert matrices to reduced-row echelon form, so all we need to do is track the multiplicative changes to the determinant as the algorithm proceeds. Further, for a square matrix of size  $n$  this approach requires on the order of  $n^3$  multiplications, while a recursive application of expansion about a row or column (Theorem DER [366], Theorem DEC [367]) will require in the vicinity of  $(n-1)(n!)$  multiplications. So even for very small matrices, a computational approach utilizing row operations will have superior run-time. Tracking, and controlling, the effects of round-off errors is another story, best saved for a numerical linear algebra course.  $\square$

## Subsection DROEM Determinants, Row Operations, Elementary Matrices

As a final preparation for our two most important theorems about determinants, we prove a handful of facts about the interplay of row operations and matrix multiplication with elementary matrices with regard to the determinant. But first, a simple, but crucial, fact about the identity matrix.

### Theorem DIM Determinant of the Identity Matrix

For every  $n \geq 1$ ,  $\det(I_n) = 1$ .  $\square$

**Proof** It may be overkill, but this is a good situation to run through a proof by induction on  $n$  (Technique I [670]). Is the result true when  $n = 1$ ? Yes,

$$\begin{aligned}
 \det(I_1) &= [I_1]_{11} && \text{Definition DM [364]} \\
 &= 1 && \text{Definition IM [70]}
 \end{aligned}$$

Now assume the theorem is true for the identity matrix of size  $n - 1$  and investigate the determinant of the identity matrix of size  $n$  with expansion about row 1,

$$\begin{aligned}
 \det(I_n) &= \sum_{j=1}^n (-1)^{1+j} [I_n]_{1j} \det(I_n(1|j)) && \text{Definition DM [364]} \\
 &= (-1)^{1+1} [I_n]_{11} \det(I_n(1|1)) \\
 &\quad + \sum_{j=2}^n (-1)^{1+j} [I_n]_{1j} \det(I_n(1|j)) \\
 &= 1 \det(I_{n-1}) + \sum_{j=2}^n (-1)^{1+j} 0 \det(I_n(1|j)) && \text{Definition IM [70]} \\
 &= 1(1) + \sum_{j=2}^n 0 = 1 && \text{Induction Hypothesis}
 \end{aligned}$$

■

### Theorem DEM

#### Determinants of Elementary Matrices

For the three possible versions of an elementary matrix (Definition ELEM [360]) we have the determinants,

1.  $\det(E_{i,j}) = -1$
2.  $\det(E_i(\alpha)) = \alpha$
3.  $\det(E_{i,j}(\alpha)) = 1$

□

**Proof** Swapping rows  $i$  and  $j$  of the identity matrix will create  $E_{i,j}$  (Definition ELEM [360]), so

$$\begin{aligned}
 \det(E_{i,j}) &= -\det(I_n) && \text{Theorem DRCS [372]} \\
 &= -1 && \text{Theorem DIM [376]}
 \end{aligned}$$

Multiplying row  $i$  of the identity matrix by  $\alpha$  will create  $E_i(\alpha)$  (Definition ELEM [360]), so

$$\begin{aligned}
 \det(E_i(\alpha)) &= \alpha \det(I_n) && \text{Theorem DRCM [373]} \\
 &= \alpha(1) = \alpha && \text{Theorem DIM [376]}
 \end{aligned}$$

Multiplying row  $i$  of the identity matrix by  $\alpha$  and adding to row  $j$  will create  $E_i(\alpha)j$  (Definition ELEM [360]), so

$$\begin{aligned}
 \det(E_i(\alpha)j) &= \det(I_n) && \text{Theorem DRCMA [374]} \\
 &= 1 && \text{Theorem DIM [376]}
 \end{aligned}$$

■

### Theorem DEMMM

#### Determinants, Elementary Matrices, Matrix Multiplication

Suppose that  $A$  is a square matrix of size  $n$  and  $E$  is any elementary matrix of size  $n$ . Then

$$\det(EA) = \det(E) \det(A)$$

□

**Proof** The proof proceeds in three parts, one for each type of elementary matrix, with each part very similar to the other two. First, let  $B$  be the matrix obtained from  $A$  by swapping rows  $i$  and  $j$ ,

$$\begin{aligned} \det(E_{i,j}A) &= \det(B) && \text{Theorem EMDRO [361]} \\ &= -\det(A) && \text{Theorem DRCS [372]} \\ &= \det(E_{i,j}) \det(A) && \text{Theorem DEM [377]} \end{aligned}$$

Second, let  $B$  be the matrix obtained from  $A$  by multiplying row  $i$  by  $\alpha$ ,

$$\begin{aligned} \det(E_i(\alpha)A) &= \det(B) && \text{Theorem EMDRO [361]} \\ &= \alpha \det(A) && \text{Theorem DRCM [373]} \\ &= \det(E_i(\alpha)) \det(A) && \text{Theorem DEM [377]} \end{aligned}$$

Third, let  $B$  be the matrix obtained from  $A$  by multiplying row  $i$  by  $\alpha$  and adding to row  $j$ ,

$$\begin{aligned} \det(E_{i,j}(\alpha)A) &= \det(B) && \text{Theorem EMDRO [361]} \\ &= \det(A) && \text{Theorem DRCMA [374]} \\ &= \det(E_{i,j}(\alpha)) \det(A) && \text{Theorem DEM [377]} \end{aligned}$$

Since the desired result holds for each variety of elementary matrix individually, we are done. ■

## Subsection DNMMM

### Determinants, Nonsingular Matrices, Matrix Multiplication

---

If you asked someone with substantial experience working with matrices about the value of the determinant, they'd be likely to quote the following theorem as the first thing to come to mind.

#### Theorem SMZD

##### Singular Matrices have Zero Determinants

Let  $A$  be a square matrix. Then  $A$  is singular if and only if  $\det(A) = 0$ . □

**Proof** Rather than jumping into the two halves of the equivalence, we first establish a few items. Let  $B$  be the unique square matrix that is row-equivalent to  $A$  and in reduced row-echelon form (Theorem REMEF [28], Theorem RREFU [30]). For each of the row operations that converts  $B$  into  $A$ , there is an elementary matrix  $E_i$  which effects the row operation by matrix multiplication (Theorem EMDRO [361]). Repeated applications of Theorem EMDRO [361] allow us to write

$$A = E_s E_{s-1} \dots E_2 E_1 B$$

Then

$$\begin{aligned} \det(A) &= \det(E_s E_{s-1} \dots E_2 E_1 B) \\ &= \det(E_s) \det(E_{s-1}) \dots \det(E_2) \det(E_1) \det(B) && \text{Theorem DEMMM [377]} \end{aligned}$$

From Theorem DEM [377] we can infer that the determinant of an elementary matrix is never zero (note the ban on  $\alpha = 0$  for  $E_i(\alpha)$  in Definition ELEM [360]). So the product on the right is composed of nonzero scalars, with the possible exception of  $\det(B)$ . More precisely, we can argue that  $\det(A) = 0$  if and only if  $\det(B) = 0$ . With this established, we can take up the two halves of the equivalence.

( $\Rightarrow$ ) If  $A$  is singular, then by Theorem NMRRI [70],  $B$  cannot be the identity matrix. Because (1) the number of pivot columns is equal to the number of nonzero rows, (2) not every column is a

pivot column, and (3)  $B$  is square, we see that  $B$  must have a zero row. By Theorem DZRC [372] the determinant of  $B$  is zero, and by the above, we conclude that the determinant of  $A$  is zero.

( $\Leftarrow$ ) We will prove the contrapositive (Technique CP [667]). So assume  $A$  is nonsingular, then by Theorem NMRRI [70],  $B$  is the identity matrix and Theorem DIM [376] tells us that  $\det(B) = 1 \neq 0$ . With the argument above, we conclude that the determinant of  $A$  is nonzero as well. ■

For the case of  $2 \times 2$  matrices you might compare the application of Theorem SMZD [378] with the combination of the results stated in Theorem DMST [365] and Theorem TTMI [208].

### Example ZNDAB

#### Zero and nonzero determinant, Archetypes A and B

The coefficient matrix in Archetype A [678] has a zero determinant (check this!) while the coefficient matrix Archetype B [682] has a nonzero determinant (check this, too). These matrices are singular and nonsingular, respectively. This is exactly what Theorem SMZD [378] says, and continues our list of contrasts between these two archetypes. ☒

Since Theorem SMZD [378] is an equivalence (Technique E [666]) we can expand on our growing list of equivalences about nonsingular matrices. The addition of the condition  $\det(A) \neq 0$  is one of the best motivations for learning about determinants.

### Theorem NME7

#### Nonsingular Matrix Equivalences, Round 7

Suppose that  $A$  is a square matrix of size  $n$ . The following are equivalent.

1.  $A$  is nonsingular.
2.  $A$  row-reduces to the identity matrix.
3. The null space of  $A$  contains only the zero vector,  $\mathcal{N}(A) = \{\mathbf{0}\}$ .
4. The linear system  $\mathcal{LS}(A, \mathbf{b})$  has a unique solution for every possible choice of  $\mathbf{b}$ .
5. The columns of  $A$  are a linearly independent set.
6.  $A$  is invertible.
7. The column space of  $A$  is  $\mathbb{C}^n$ ,  $\mathcal{C}(A) = \mathbb{C}^n$ .
8. The columns of  $A$  are a basis for  $\mathbb{C}^n$ .
9. The rank of  $A$  is  $n$ ,  $r(A) = n$ .
10. The nullity of  $A$  is zero,  $n(A) = 0$ .
11. The determinant of  $A$  is nonzero,  $\det(A) \neq 0$ .

□

**Proof** Theorem SMZD [378] says  $A$  is singular if and only if  $\det(A) = 0$ . If we negate each of these statements, we arrive at two contrapositives that we can combine as the equivalence,  $A$  is nonsingular if and only if  $\det(A) \neq 0$ . This allows us to add a new statement to the list found in Theorem NME6 [340]. ■

Computationally, row-reducing a matrix is the most efficient way to determine if a matrix is nonsingular, though the effect of using division in a computer can lead to round-off errors that confuse small quantities with critical quantities. Conceptually, the determinant may seem the most efficient way to determine if a matrix is nonsingular. The definition of a determinant uses just addition, subtraction and multiplication, so division is never a problem. And the final test is easy: is the determinant zero or not? However, the number of operations involved in computing a determinant by the definition very quickly becomes so excessive as to be impractical.

Now for the *coup de grâce*. We will generalize Theorem DEMMM [377] to the case of *any* two square matrices. You may recall thinking that matrix multiplication was defined in a needlessly complicated manner. For sure, the definition of a determinant seems even stranger. (Though Theorem SMZD [378] might be forcing you to reconsider.) Read the statement of the next theorem and contemplate how nicely matrix multiplication and determinants play with each other.

### Theorem DRMM

#### Determinant Respects Matrix Multiplication

Suppose that  $A$  and  $B$  are square matrices of the same size. Then  $\det(AB) = \det(A)\det(B)$ .  $\square$

**Proof** This proof is constructed in two cases. First, suppose that  $A$  is singular. Then  $\det(A) = 0$  by Theorem SMZD [378]. By the contrapositive of Theorem NPNT [220],  $AB$  is singular as well. So by a second application of Theorem SMZD [378],  $\det(AB) = 0$ . Putting it all together

$$\det(AB) = 0 = 0 \det(B) = \det(A)\det(B)$$

as desired.

For the second case, suppose that  $A$  is nonsingular. By Theorem NMPM [364] there are elementary matrices  $E_1, E_2, E_3, \dots, E_s$  such that  $A = E_1E_2E_3 \dots E_s$ . Then

$$\begin{aligned} \det(AB) &= \det(E_1E_2E_3 \dots E_sB) \\ &= \det(E_1)\det(E_2)\det(E_3) \dots \det(E_s)\det(B) && \text{Theorem DEMMM [377]} \\ &= \det(E_1E_2E_3 \dots E_s)\det(B) && \text{Theorem DEMMM [377]} \\ &= \det(A)\det(B) \end{aligned}$$

■

It is amazing that matrix multiplication and the determinant interact this way. Might it also be true that  $\det(A + B) = \det(A) + \det(B)$ ? (See Exercise PDM.M30 [381].)

### Subsection READ

#### Reading Questions

1. Consider the two matrices below, and suppose you already have computed  $\det(A) = -120$ . What is  $\det(B)$ ? Why?

$$A = \begin{bmatrix} 0 & 8 & 3 & -4 \\ -1 & 2 & -2 & 5 \\ -2 & 8 & 4 & 3 \\ 0 & -4 & 2 & -3 \end{bmatrix} \qquad B = \begin{bmatrix} 0 & 8 & 3 & -4 \\ 0 & -4 & 2 & -3 \\ -2 & 8 & 4 & 3 \\ -1 & 2 & -2 & 5 \end{bmatrix}$$

2. State the theorem that allows us to make yet another extension to our NME series of theorems.
3. What is amazing about the interaction between matrix multiplication and the determinant?

## Subsection EXC

### Exercises

---

**C30** Each of the archetypes below is a system of equations with a square coefficient matrix, or is a square matrix itself. Compute the determinant of each matrix, noting how Theorem SMZD [378] indicates when the matrix is singular or nonsingular.

Archetype A [678]

Archetype B [682]

Archetype F [698]

Archetype K [720]

Archetype L [724]

Contributed by Robert Beezer

**M20** Construct a  $3 \times 3$  nonsingular matrix and call it  $A$ . Then, for each entry of the matrix, compute the corresponding cofactor, and create a new  $3 \times 3$  matrix full of these cofactors by placing the cofactor of an entry in the same location as the entry it was based on. Once complete, call this matrix  $C$ . Compute  $AC^t$ . Any observations? Repeat with a new matrix, or perhaps with a  $4 \times 4$  matrix.

Contributed by Robert Beezer    Solution [382]

**M30** Construct an example to show that the following statement is not true for all square matrices  $A$  and  $B$  of the same size:  $\det(A + B) = \det(A) + \det(B)$ .

Contributed by Robert Beezer

**T10** Theorem NPNT [220] says that if the product of square matrices  $AB$  is nonsingular, then the individual matrices  $A$  and  $B$  are nonsingular also. Construct a new proof of this result making use of theorems about determinants of matrices.

Contributed by Robert Beezer

**T15** Use Theorem DRCM [373] to prove Theorem DZRC [372] as a corollary. (See Technique LC [672].)

Contributed by Robert Beezer

**T20** Suppose that  $A$  is a square matrix of size  $n$  and  $\alpha \in \mathbb{C}$  is a scalar. Prove that  $\det(\alpha A) = \alpha^n \det(A)$ .

Contributed by Robert Beezer

**T25** Employ Theorem DT [367] to construct the second half of the proof of Theorem DRCM [373] (the portion about a multiple of a column).

Contributed by Robert Beezer



## Subsection SOL Solutions

---

**M20** Contributed by Robert Beezer Statement [381]

The result of these computations should be a matrix with the value of  $\det(A)$  in the diagonal entries and zeros elsewhere. The suggestion of using a nonsingular matrix was partially so that it was obvious that the value of the determinant appears on the diagonal.

This result (which is true in general) provides a method for computing the inverse of a nonsingular matrix. Since  $AC^t = \det(A)I_n$ , we can multiply by the reciprocal of the determinant (which is nonzero!) and the inverse of  $A$  (it exists!) to arrive at an expression for the matrix inverse:

$$A^{-1} = \frac{1}{\det(A)}C^t$$

## Annotated Acronyms D

### Determinants

---

Theorem EMDRO [361]

The main purpose of elementary matrices is to provide a more formal foundation for row operations. With this theorem we can convert the notion of “doing a row operation” into the slightly more precise, and tractable, operation of matrix multiplication by an elementary matrix. The other big results in this chapter are made possible by this connection and our previous understanding of the behavior of matrix multiplication (such as results in Section MM [190]).

Theorem DER [366]

We define the determinant by expansion about the first row and then prove you can expand about any row (and with Theorem DEC [367], about any column). Amazing. If the determinant seems contrived, these results might begin to convince you that maybe something interesting is going on.

Theorem DRMM [380]

Theorem EMDRO [361] connects elementary matrices with matrix multiplication. Now we connect determinants with matrix multiplication. If you thought the definition of matrix multiplication (as exemplified by Theorem EMP [194]) was as outlandish as the definition of the determinant, then no more. They seem to play together quite nicely.

Theorem SMZD [378]

This theorem provides a simple test for nonsingularity, even though it is stated and titled as a theorem about singularity. It’ll be helpful, especially in concert with Theorem DRMM [380], in establishing upcoming results about nonsingular matrices or creating alternative proofs of earlier results. You might even use this theorem as an indicator of how often a matrix is singular. Create a square matrix at random — what are the odds it is singular? This theorem says the determinant has to be zero, which we might suspect is a rare occurrence. Of course, we have to be a lot more careful about words like “random,” “odds,” and “rare” if we want precise answers to this question.

# Chapter E

## Eigenvalues

---

When we have a square matrix of size  $n$ ,  $A$ , and we multiply it by a vector  $\mathbf{x}$  from  $\mathbb{C}^n$  to form the matrix-vector product (Definition MVP [190]), the result is another vector in  $\mathbb{C}^n$ . So we can adopt a functional view of this computation — the act of multiplying by a square matrix is a function that converts one vector ( $\mathbf{x}$ ) into another one ( $A\mathbf{x}$ ) of the same size. For some vectors, this seemingly complicated computation is really no more complicated than scalar multiplication. The vectors vary according to the choice of  $A$ , so the question is to determine, for an individual choice of  $A$ , if there are any such vectors, and if so, which ones. It happens in a variety of situations that these vectors (and the scalars that go along with them) are of special interest.

We will be solving polynomial equations in this chapter, which raises the specter of roots that are complex numbers. This distinct possibility is our main reason for entertaining the complex numbers throughout the course. You might be moved to revisit Section CNO [655] and Section O [163].

### Section EE

#### Eigenvalues and Eigenvectors

---

We start with the principal definition for this chapter.

#### Subsection EEM

##### Eigenvalues and Eigenvectors of a Matrix

---

##### Definition EEM

###### Eigenvalues and Eigenvectors of a Matrix

Suppose that  $A$  is a square matrix of size  $n$ ,  $\mathbf{x} \neq \mathbf{0}$  is a vector in  $\mathbb{C}^n$ , and  $\lambda$  is a scalar in  $\mathbb{C}$ . Then we say  $\mathbf{x}$  is an **eigenvector** of  $A$  with **eigenvalue**  $\lambda$  if

$$A\mathbf{x} = \lambda\mathbf{x}$$

△

Before going any further, perhaps we should convince you that such things ever happen at all. Understand the next example, but do not concern yourself with where the pieces come from. We will have methods soon enough to be able to discover these eigenvectors ourselves.

##### Example SEE

###### Some eigenvalues and eigenvectors

Consider the matrix

$$A = \begin{bmatrix} 204 & 98 & -26 & -10 \\ -280 & -134 & 36 & 14 \\ 716 & 348 & -90 & -36 \\ -472 & -232 & 60 & 28 \end{bmatrix}$$

and the vectors

$$\mathbf{x} = \begin{bmatrix} 1 \\ -1 \\ 2 \\ 5 \end{bmatrix} \quad \mathbf{y} = \begin{bmatrix} -3 \\ 4 \\ -10 \\ 4 \end{bmatrix} \quad \mathbf{z} = \begin{bmatrix} -3 \\ 7 \\ 0 \\ 8 \end{bmatrix} \quad \mathbf{w} = \begin{bmatrix} 1 \\ -1 \\ 4 \\ 0 \end{bmatrix}$$

Then

$$A\mathbf{x} = \begin{bmatrix} 204 & 98 & -26 & -10 \\ -280 & -134 & 36 & 14 \\ 716 & 348 & -90 & -36 \\ -472 & -232 & 60 & 28 \end{bmatrix} \begin{bmatrix} 1 \\ -1 \\ 2 \\ 5 \end{bmatrix} = \begin{bmatrix} 4 \\ -4 \\ 8 \\ 20 \end{bmatrix} = 4 \begin{bmatrix} 1 \\ -1 \\ 2 \\ 5 \end{bmatrix} = 4\mathbf{x}$$

so  $\mathbf{x}$  is an eigenvector of  $A$  with eigenvalue  $\lambda = 4$ . Also,

$$A\mathbf{y} = \begin{bmatrix} 204 & 98 & -26 & -10 \\ -280 & -134 & 36 & 14 \\ 716 & 348 & -90 & -36 \\ -472 & -232 & 60 & 28 \end{bmatrix} \begin{bmatrix} -3 \\ 4 \\ -10 \\ 4 \end{bmatrix} = \begin{bmatrix} 0 \\ 0 \\ 0 \\ 0 \end{bmatrix} = 0 \begin{bmatrix} -3 \\ 4 \\ -10 \\ 4 \end{bmatrix} = 0\mathbf{y}$$

so  $\mathbf{y}$  is an eigenvector of  $A$  with eigenvalue  $\lambda = 0$ . Also,

$$A\mathbf{z} = \begin{bmatrix} 204 & 98 & -26 & -10 \\ -280 & -134 & 36 & 14 \\ 716 & 348 & -90 & -36 \\ -472 & -232 & 60 & 28 \end{bmatrix} \begin{bmatrix} -3 \\ 7 \\ 0 \\ 8 \end{bmatrix} = \begin{bmatrix} -6 \\ 14 \\ 0 \\ 16 \end{bmatrix} = 2 \begin{bmatrix} -3 \\ 7 \\ 0 \\ 8 \end{bmatrix} = 2\mathbf{z}$$

so  $\mathbf{z}$  is an eigenvector of  $A$  with eigenvalue  $\lambda = 2$ . Also,

$$A\mathbf{w} = \begin{bmatrix} 204 & 98 & -26 & -10 \\ -280 & -134 & 36 & 14 \\ 716 & 348 & -90 & -36 \\ -472 & -232 & 60 & 28 \end{bmatrix} \begin{bmatrix} 1 \\ -1 \\ 4 \\ 0 \end{bmatrix} = \begin{bmatrix} 2 \\ -2 \\ 8 \\ 0 \end{bmatrix} = 2 \begin{bmatrix} 1 \\ -1 \\ 4 \\ 0 \end{bmatrix} = 2\mathbf{w}$$

so  $\mathbf{w}$  is an eigenvector of  $A$  with eigenvalue  $\lambda = 2$ .

So we have demonstrated four eigenvectors of  $A$ . Are there more? Yes, any nonzero scalar multiple of an eigenvector is again an eigenvector. In this example, set  $\mathbf{u} = 30\mathbf{x}$ . Then

$$\begin{aligned} A\mathbf{u} &= A(30\mathbf{x}) \\ &= 30A\mathbf{x} && \text{Theorem MMSMM [197]} \\ &= 30(4\mathbf{x}) && \mathbf{x} \text{ an eigenvector of } A \\ &= 4(30\mathbf{x}) && \text{Property SMAM [180]} \\ &= 4\mathbf{u} \end{aligned}$$

so that  $\mathbf{u}$  is also an eigenvector of  $A$  for the same eigenvalue,  $\lambda = 4$ .

The vectors  $\mathbf{z}$  and  $\mathbf{w}$  are both eigenvectors of  $A$  for the same eigenvalue  $\lambda = 2$ , yet this is not as simple as the two vectors just being scalar multiples of each other (they aren't). Look what happens when we add them together, to form  $\mathbf{v} = \mathbf{z} + \mathbf{w}$ , and multiply by  $A$ ,

$$\begin{aligned} A\mathbf{v} &= A(\mathbf{z} + \mathbf{w}) \\ &= A\mathbf{z} + A\mathbf{w} && \text{Theorem MMDAA [196]} \\ &= 2\mathbf{z} + 2\mathbf{w} && \mathbf{z}, \mathbf{w} \text{ eigenvectors of } A \end{aligned}$$

$$\begin{aligned}
 &= 2(\mathbf{z} + \mathbf{w}) && \text{Property DVAC [84]} \\
 &= 2\mathbf{v}
 \end{aligned}$$

so that  $\mathbf{v}$  is also an eigenvector of  $A$  for the eigenvalue  $\lambda = 2$ . So it would appear that the set of eigenvectors that are associated with a fixed eigenvalue is closed under the vector space operations of  $\mathbb{C}^n$ . Hmmmm.

The vector  $\mathbf{y}$  is an eigenvector of  $A$  for the eigenvalue  $\lambda = 0$ , so we can use Theorem ZSSM [279] to write  $A\mathbf{y} = 0\mathbf{y} = \mathbf{0}$ . But this also means that  $\mathbf{y} \in \mathcal{N}(A)$ . There would appear to be a connection here also.  $\square$

Example SEE [384] hints at a number of intriguing properties, and there are many more. We will explore the general properties of eigenvalues and eigenvectors in Section PEE [406], but in this section we will concern ourselves with the question of actually computing eigenvalues and eigenvectors. First we need a bit of background material on polynomials and matrices.

## Subsection PM Polynomials and Matrices

---

A polynomial is a combination of powers, multiplication by scalar coefficients, and addition (with subtraction just being the inverse of addition). We never have occasion to divide when computing the value of a polynomial. So it is with matrices. We can add and subtract matrices, we can multiply matrices by scalars, and we can form powers of square matrices by repeated applications of matrix multiplication. We do not normally divide matrices (though sometimes we can multiply by an inverse). If a matrix is square, all the operations constituting a polynomial will preserve the size of the matrix. So it is natural to consider evaluating a polynomial with a matrix, effectively replacing the variable of the polynomial by a matrix. We'll demonstrate with an example,

### Example PM Polynomial of a matrix

Let

$$p(x) = 14 + 19x - 3x^2 - 7x^3 + x^4 \qquad D = \begin{bmatrix} -1 & 3 & 2 \\ 1 & 0 & -2 \\ -3 & 1 & 1 \end{bmatrix}$$

and we will compute  $p(D)$ . First, the necessary powers of  $D$ . Notice that  $D^0$  is defined to be the multiplicative identity,  $I_3$ , as will be the case in general.

$$\begin{aligned}
 D^0 = I_3 &= \begin{bmatrix} 1 & 0 & 0 \\ 0 & 1 & 0 \\ 0 & 0 & 1 \end{bmatrix} \\
 D^1 = D &= \begin{bmatrix} -1 & 3 & 2 \\ 1 & 0 & -2 \\ -3 & 1 & 1 \end{bmatrix} \\
 D^2 = DD^1 &= \begin{bmatrix} -1 & 3 & 2 \\ 1 & 0 & -2 \\ -3 & 1 & 1 \end{bmatrix} \begin{bmatrix} -1 & 3 & 2 \\ 1 & 0 & -2 \\ -3 & 1 & 1 \end{bmatrix} = \begin{bmatrix} -2 & -1 & -6 \\ 5 & 1 & 0 \\ 1 & -8 & -7 \end{bmatrix} \\
 D^3 = DD^2 &= \begin{bmatrix} -1 & 3 & 2 \\ 1 & 0 & -2 \\ -3 & 1 & 1 \end{bmatrix} \begin{bmatrix} -2 & -1 & -6 \\ 5 & 1 & 0 \\ 1 & -8 & -7 \end{bmatrix} = \begin{bmatrix} 19 & -12 & -8 \\ -4 & 15 & 8 \\ 12 & -4 & 11 \end{bmatrix} \\
 D^4 = DD^3 &= \begin{bmatrix} -1 & 3 & 2 \\ 1 & 0 & -2 \\ -3 & 1 & 1 \end{bmatrix} \begin{bmatrix} 19 & -12 & -8 \\ -4 & 15 & 8 \\ 12 & -4 & 11 \end{bmatrix} = \begin{bmatrix} -7 & 49 & 54 \\ -5 & -4 & -30 \\ -49 & 47 & 43 \end{bmatrix}
 \end{aligned}$$

Then

$$\begin{aligned}
 p(D) &= 14 + 19D - 3D^2 - 7D^3 + D^4 \\
 &= 14 \begin{bmatrix} 1 & 0 & 0 \\ 0 & 1 & 0 \\ 0 & 0 & 1 \end{bmatrix} + 19 \begin{bmatrix} -1 & 3 & 2 \\ 1 & 0 & -2 \\ -3 & 1 & 1 \end{bmatrix} - 3 \begin{bmatrix} -2 & -1 & -6 \\ 5 & 1 & 0 \\ 1 & -8 & -7 \end{bmatrix} \\
 &\quad - 7 \begin{bmatrix} 19 & -12 & -8 \\ -4 & 15 & 8 \\ 12 & -4 & 11 \end{bmatrix} + \begin{bmatrix} -7 & 49 & 54 \\ -5 & -4 & -30 \\ -49 & 47 & 43 \end{bmatrix} \\
 &= \begin{bmatrix} -139 & 193 & 166 \\ 27 & -98 & -124 \\ -193 & 118 & 20 \end{bmatrix}
 \end{aligned}$$

Notice that  $p(x)$  factors as

$$p(x) = 14 + 19x - 3x^2 - 7x^3 + x^4 = (x - 2)(x - 7)(x + 1)^2$$

Because  $D$  commutes with itself ( $DD = DD$ ), we can use distributivity of matrix multiplication across matrix addition (Theorem MMDAA [196]) without being careful with any of the matrix products, and just as easily evaluate  $p(D)$  using the factored form of  $p(x)$ ,

$$\begin{aligned}
 p(D) &= 14 + 19D - 3D^2 - 7D^3 + D^4 = (D - 2I_3)(D - 7I_3)(D + I_3)^2 \\
 &= \begin{bmatrix} -3 & 3 & 2 \\ 1 & -2 & -2 \\ -3 & 1 & -1 \end{bmatrix} \begin{bmatrix} -8 & 3 & 2 \\ 1 & -7 & -2 \\ -3 & 1 & -6 \end{bmatrix} \begin{bmatrix} 0 & 3 & 2 \\ 1 & 1 & -2 \\ -3 & 1 & 2 \end{bmatrix}^2 \\
 &= \begin{bmatrix} -139 & 193 & 166 \\ 27 & -98 & -124 \\ -193 & 118 & 20 \end{bmatrix}
 \end{aligned}$$

This example is not meant to be too profound. It *is* meant to show you that it is natural to evaluate a polynomial with a matrix, and that the factored form of the polynomial is as good as (or maybe better than) the expanded form. And do not forget that constant terms in polynomials are really multiples of the identity matrix when we are evaluating the polynomial with a matrix.  $\square$

## Subsection EEE Existence of Eigenvalues and Eigenvectors

Before we embark on computing eigenvalues and eigenvectors, we will prove that every matrix has at least one eigenvalue (and an eigenvector to go with it). Later, in Theorem MNEM [413], we will determine the maximum number of eigenvalues a matrix may have.

The determinant (Definition D [332]) will be a powerful tool in Subsection EE.CEE [390] when it comes time to compute eigenvalues. However, it is possible, with some more advanced machinery, to compute eigenvalues without ever making use of the determinant. Sheldon Axler does just that in his book, *Linear Algebra Done Right*. Here and now, we give Axler's "determinant-free" proof that every matrix has an eigenvalue. The result is not too startling, but the proof is most enjoyable.

### Theorem EMHE

#### Every Matrix Has an Eigenvalue

Suppose  $A$  is a square matrix. Then  $A$  has at least one eigenvalue.  $\square$

**Proof** Suppose that  $A$  has size  $n$ , and choose  $\mathbf{x}$  as *any* nonzero vector from  $\mathbb{C}^n$ . (Notice how much latitude we have in our choice of  $\mathbf{x}$ . Only the zero vector is off-limits.) Consider the set

$$S = \{\mathbf{x}, A\mathbf{x}, A^2\mathbf{x}, A^3\mathbf{x}, \dots, A^n\mathbf{x}\}$$

This is a set of  $n + 1$  vectors from  $\mathbb{C}^n$ , so by Theorem MVSLD [134],  $S$  is linearly dependent. Let  $a_0, a_1, a_2, \dots, a_n$  be a collection of  $n + 1$  scalars from  $\mathbb{C}$ , not all zero, that provide a relation of linear dependence on  $S$ . In other words,

$$a_0\mathbf{x} + a_1A\mathbf{x} + a_2A^2\mathbf{x} + a_3A^3\mathbf{x} + \cdots + a_nA^n\mathbf{x} = \mathbf{0}$$

Some of the  $a_i$  are nonzero. Suppose that just  $a_0 \neq 0$ , and  $a_1 = a_2 = a_3 = \cdots = a_n = 0$ . Then  $a_0\mathbf{x} = \mathbf{0}$  and by Theorem SMEZV [280], either  $a_0 = 0$  or  $\mathbf{x} = \mathbf{0}$ , which are both contradictions. So  $a_i \neq 0$  for some  $i \geq 1$ . Let  $m$  be the largest integer such that  $a_m \neq 0$ . From this discussion we know that  $m \geq 1$ . We can also assume that  $a_m = 1$ , for if not, replace each  $a_i$  by  $a_i/a_m$  to obtain scalars that serve equally well in providing a relation of linear dependence on  $S$ .

Define the polynomial

$$p(x) = a_0 + a_1x + a_2x^2 + a_3x^3 + \cdots + a_mx^m$$

Because we have consistently used  $\mathbb{C}$  as our set of scalars (rather than  $\mathbb{R}$ ), we know that we can factor  $p(x)$  into linear factors of the form  $(x - b_i)$ , where  $b_i \in \mathbb{C}$ . So there are scalars,  $b_1, b_2, b_3, \dots, b_m$ , from  $\mathbb{C}$  so that,

$$p(x) = (x - b_m)(x - b_{m-1}) \cdots (x - b_3)(x - b_2)(x - b_1)$$

Put it all together and

$$\begin{aligned} \mathbf{0} &= a_0\mathbf{x} + a_1A\mathbf{x} + a_2A^2\mathbf{x} + a_3A^3\mathbf{x} + \cdots + a_nA^n\mathbf{x} \\ &= a_0\mathbf{x} + a_1A\mathbf{x} + a_2A^2\mathbf{x} + a_3A^3\mathbf{x} + \cdots + a_mA^m\mathbf{x} && a_i = 0 \text{ for } i > m \\ &= (a_0I_n + a_1A + a_2A^2 + a_3A^3 + \cdots + a_mA^m)\mathbf{x} && \text{Theorem MMDAA [196]} \\ &= p(A)\mathbf{x} && \text{Definition of } p(x) \\ &= (A - b_mI_n)(A - b_{m-1}I_n) \cdots (A - b_3I_n)(A - b_2I_n)(A - b_1I_n)\mathbf{x} \end{aligned}$$

Let  $k$  be the smallest integer such that

$$(A - b_kI_n)(A - b_{k-1}I_n) \cdots (A - b_3I_n)(A - b_2I_n)(A - b_1I_n)\mathbf{x} = \mathbf{0}.$$

From the preceding equation, we know that  $k \leq m$ . Define the vector  $\mathbf{z}$  by

$$\mathbf{z} = (A - b_{k-1}I_n) \cdots (A - b_3I_n)(A - b_2I_n)(A - b_1I_n)\mathbf{x}$$

Notice that by the definition of  $k$ , the vector  $\mathbf{z}$  must be nonzero. In the case where  $k = 1$ , we understand that  $\mathbf{z}$  is defined by  $\mathbf{z} = \mathbf{x}$ , and  $\mathbf{z}$  is still nonzero. Now

$$(A - b_kI_n)\mathbf{z} = (A - b_kI_n)(A - b_{k-1}I_n) \cdots (A - b_3I_n)(A - b_2I_n)(A - b_1I_n)\mathbf{x} = \mathbf{0}$$

which allows us to write

$$\begin{aligned} A\mathbf{z} &= (A + \mathcal{O})\mathbf{z} && \text{Property ZM [180]} \\ &= (A - b_kI_n + b_kI_n)\mathbf{z} && \text{Property AIM [180]} \\ &= (A - b_kI_n)\mathbf{z} + b_kI_n\mathbf{z} && \text{Theorem MMDAA [196]} \\ &= \mathbf{0} + b_kI_n\mathbf{z} && \text{Defining property of } \mathbf{z} \\ &= b_kI_n\mathbf{z} && \text{Property ZM [180]} \\ &= b_k\mathbf{z} && \text{Theorem MMIM [196]} \end{aligned}$$

Since  $\mathbf{z} \neq \mathbf{0}$ , this equation says that  $\mathbf{z}$  is an eigenvector of  $A$  for the eigenvalue  $\lambda = b_k$  (Definition EEM [384]), so we have shown that any square matrix  $A$  does have at least one eigenvalue.  $\blacksquare$

The proof of Theorem EMHE [387] is constructive (it contains an unambiguous procedure that leads to an eigenvalue), but it is not meant to be practical. We will illustrate the theorem with an example, the purpose being to provide a companion for studying the proof and not to suggest this is the best procedure for computing an eigenvalue.

### Example CAEHW

#### Computing an eigenvalue the hard way

This example illustrates the proof of Theorem EMHE [387], so will employ the same notation as the proof — look there for full explanations. It is *not* meant to be an example of a reasonable computational approach to finding eigenvalues and eigenvectors. OK, warnings in place, here we go.

Let

$$A = \begin{bmatrix} -7 & -1 & 11 & 0 & -4 \\ 4 & 1 & 0 & 2 & 0 \\ -10 & -1 & 14 & 0 & -4 \\ 8 & 2 & -15 & -1 & 5 \\ -10 & -1 & 16 & 0 & -6 \end{bmatrix}$$

and choose

$$\mathbf{x} = \begin{bmatrix} 3 \\ 0 \\ 3 \\ -5 \\ 4 \end{bmatrix}$$

It is important to notice that the choice of  $\mathbf{x}$  could be *anything*, so long as it is *not* the zero vector. We have not chosen  $\mathbf{x}$  totally at random, but so as to make our illustration of the theorem as general as possible. You could replicate this example with your own choice and the computations are guaranteed to be reasonable, provided you have a computational tool that will factor a fifth degree polynomial for you.

The set

$$\begin{aligned} S &= \{\mathbf{x}, A\mathbf{x}, A^2\mathbf{x}, A^3\mathbf{x}, A^4\mathbf{x}, A^5\mathbf{x}\} \\ &= \left\{ \begin{bmatrix} 3 \\ 0 \\ 3 \\ -5 \\ 4 \end{bmatrix}, \begin{bmatrix} -4 \\ 2 \\ -4 \\ 4 \\ -6 \end{bmatrix}, \begin{bmatrix} 6 \\ -6 \\ 6 \\ -2 \\ 10 \end{bmatrix}, \begin{bmatrix} -10 \\ 14 \\ -10 \\ -2 \\ -18 \end{bmatrix}, \begin{bmatrix} 18 \\ -30 \\ 18 \\ 10 \\ 34 \end{bmatrix}, \begin{bmatrix} -34 \\ 62 \\ -34 \\ -26 \\ -66 \end{bmatrix} \right\} \end{aligned}$$

is guaranteed to be linearly dependent, as it has six vectors from  $\mathbb{C}^5$  (Theorem MVSLD [134]). We will search for a non-trivial relation of linear dependence by solving a homogeneous system of equations whose coefficient matrix has the vectors of  $S$  as columns through row operations,

$$\begin{bmatrix} 3 & -4 & 6 & -10 & 18 & -34 \\ 0 & 2 & -6 & 14 & -30 & 62 \\ 3 & -4 & 6 & -10 & 18 & -34 \\ -5 & 4 & -2 & -2 & 10 & -26 \\ 4 & -6 & 10 & -18 & 34 & -66 \end{bmatrix} \xrightarrow{\text{RREF}} \begin{bmatrix} \boxed{1} & 0 & -2 & 6 & -14 & 30 \\ 0 & \boxed{1} & -3 & 7 & -15 & 31 \\ 0 & 0 & 0 & 0 & 0 & 0 \\ 0 & 0 & 0 & 0 & 0 & 0 \\ 0 & 0 & 0 & 0 & 0 & 0 \end{bmatrix}$$

There are four free variables for describing solutions to this homogeneous system, so we have our pick of solutions. The most expedient choice would be to set  $x_3 = 1$  and  $x_4 = x_5 = x_6 = 0$ . However, we will again opt to maximize the generality of our illustration of Theorem EMHE [387] and choose  $x_3 = -8$ ,  $x_4 = -3$ ,  $x_5 = 1$  and  $x_6 = 0$ . This leads to a solution with  $x_1 = 16$  and  $x_2 = 12$ .

This relation of linear dependence then says that

$$\begin{aligned} \mathbf{0} &= 16\mathbf{x} + 12A\mathbf{x} - 8A^2\mathbf{x} - 3A^3\mathbf{x} + A^4\mathbf{x} + 0A^5\mathbf{x} \\ \mathbf{0} &= (16 + 12A - 8A^2 - 3A^3 + A^4)\mathbf{x} \end{aligned}$$

So we define  $p(x) = 16 + 12x - 8x^2 - 3x^3 + x^4$ , and as advertised in the proof of Theorem EMHE [387], we have a polynomial of degree  $m = 4 > 1$  such that  $p(A)\mathbf{x} = \mathbf{0}$ . Now we need to factor  $p(x)$  over  $\mathbb{C}$ . If you made your own choice of  $\mathbf{x}$  at the start, this is where you might have a fifth degree



polynomial, and where you might need to use a computational tool to find roots and factors. We have

$$p(x) = 16 + 12x - 8x^2 - 3x^3 + x^4 = (x - 4)(x + 2)(x - 2)(x + 1)$$

So we know that

$$\mathbf{0} = p(A)\mathbf{x} = (A - 4I_5)(A + 2I_5)(A - 2I_5)(A + 1I_5)\mathbf{x}$$

We apply one factor at a time, until we get the zero vector, so as to determine the value of  $k$  described in the proof of Theorem EMHE [387],

$$\begin{aligned} (A + 1I_5)\mathbf{x} &= \begin{bmatrix} -6 & -1 & 11 & 0 & -4 \\ 4 & 2 & 0 & 2 & 0 \\ -10 & -1 & 15 & 0 & -4 \\ 8 & 2 & -15 & 0 & 5 \\ -10 & -1 & 16 & 0 & -5 \end{bmatrix} \begin{bmatrix} 3 \\ 0 \\ 3 \\ -5 \\ 4 \end{bmatrix} = \begin{bmatrix} -1 \\ 2 \\ -1 \\ -1 \\ -2 \end{bmatrix} \\ (A - 2I_5)(A + 1I_5)\mathbf{x} &= \begin{bmatrix} -9 & -1 & 11 & 0 & -4 \\ 4 & -1 & 0 & 2 & 0 \\ -10 & -1 & 12 & 0 & -4 \\ 8 & 2 & -15 & -3 & 5 \\ -10 & -1 & 16 & 0 & -8 \end{bmatrix} \begin{bmatrix} -1 \\ 2 \\ -1 \\ -1 \\ -2 \end{bmatrix} = \begin{bmatrix} 4 \\ -8 \\ 4 \\ 4 \\ 8 \end{bmatrix} \\ (A + 2I_5)(A - 2I_5)(A + 1I_5)\mathbf{x} &= \begin{bmatrix} -5 & -1 & 11 & 0 & -4 \\ 4 & 3 & 0 & 2 & 0 \\ -10 & -1 & 16 & 0 & -4 \\ 8 & 2 & -15 & 1 & 5 \\ -10 & -1 & 16 & 0 & -4 \end{bmatrix} \begin{bmatrix} 4 \\ -8 \\ 4 \\ 4 \\ 8 \end{bmatrix} = \begin{bmatrix} 0 \\ 0 \\ 0 \\ 0 \\ 0 \end{bmatrix} \end{aligned}$$

So  $k = 3$  and

$$\mathbf{z} = (A - 2I_5)(A + 1I_5)\mathbf{x} = \begin{bmatrix} 4 \\ -8 \\ 4 \\ 4 \\ 8 \end{bmatrix}$$

is an eigenvector of  $A$  for the eigenvalue  $\lambda = -2$ , as you can check by doing the computation  $A\mathbf{z}$ . If you work through this example with your own choice of the vector  $\mathbf{x}$  (strongly recommended) then the eigenvalue you will find may be different, but will be in the set  $\{3, 0, 1, -1, -2\}$ . See Exercise EE.M60 [401] for a suggested starting vector.  $\square$

### Subsection CEE Computing Eigenvalues and Eigenvectors

Fortunately, we need not rely on the procedure of Theorem EMHE [387] each time we need an eigenvalue. It is the determinant, and specifically Theorem SMZD [378], that provides the main tool for computing eigenvalues. Here is an informal sequence of equivalences that is the key to determining the eigenvalues and eigenvectors of a matrix,

$$A\mathbf{x} = \lambda\mathbf{x} \iff A\mathbf{x} - \lambda I_n\mathbf{x} = \mathbf{0} \iff (A - \lambda I_n)\mathbf{x} = \mathbf{0}$$

So, for an eigenvalue  $\lambda$  and associated eigenvector  $\mathbf{x} \neq \mathbf{0}$ , the vector  $\mathbf{x}$  will be a nonzero element of the null space of  $A - \lambda I_n$ , while the matrix  $A - \lambda I_n$  will be singular and therefore have zero determinant. These ideas are made precise in Theorem EMRCP [391] and Theorem EMNS [392], but for now this brief discussion should suffice as motivation for the following definition and example.

**Definition CP**
**Characteristic Polynomial**

Suppose that  $A$  is a square matrix of size  $n$ . Then the **characteristic polynomial** of  $A$  is the polynomial  $p_A(x)$  defined by

$$p_A(x) = \det(A - xI_n)$$

△

**Example CPMS3**
**Characteristic polynomial of a matrix, size 3**

Consider

$$F = \begin{bmatrix} -13 & -8 & -4 \\ 12 & 7 & 4 \\ 24 & 16 & 7 \end{bmatrix}$$

Then

$$\begin{aligned} p_F(x) &= \det(F - xI_3) \\ &= \begin{vmatrix} -13-x & -8 & -4 \\ 12 & 7-x & 4 \\ 24 & 16 & 7-x \end{vmatrix} && \text{Definition CP [391]} \\ &= (-13-x) \begin{vmatrix} 7-x & 4 \\ 16 & 7-x \end{vmatrix} + (-8)(-1) \begin{vmatrix} 12 & 4 \\ 24 & 7-x \end{vmatrix} && \text{Definition DM [364]} \\ &\quad + (-4) \begin{vmatrix} 12 & 7-x \\ 24 & 16 \end{vmatrix} \\ &= (-13-x)((7-x)(7-x) - 4(16)) && \text{Theorem DMST [365]} \\ &\quad + (-8)(-1)(12(7-x) - 4(24)) \\ &\quad + (-4)(12(16) - (7-x)(24)) \\ &= 3 + 5x + x^2 - x^3 \\ &= -(x-3)(x+1)^2 \end{aligned}$$

⊗

The characteristic polynomial is our main computational tool for finding eigenvalues, and will sometimes be used to aid us in determining the properties of eigenvalues.

**Theorem EMRCP**
**Eigenvalues of a Matrix are Roots of Characteristic Polynomials**

Suppose  $A$  is a square matrix. Then  $\lambda$  is an eigenvalue of  $A$  if and only if  $p_A(\lambda) = 0$ . □

**Proof** Suppose  $A$  has size  $n$ .

$$\begin{aligned} \lambda \text{ is an eigenvalue of } A & \\ \iff \text{there exists } \mathbf{x} \neq \mathbf{0} \text{ so that } A\mathbf{x} = \lambda\mathbf{x} && \text{Definition EEM [384]} \\ \iff \text{there exists } \mathbf{x} \neq \mathbf{0} \text{ so that } A\mathbf{x} - \lambda\mathbf{x} = \mathbf{0} & \\ \iff \text{there exists } \mathbf{x} \neq \mathbf{0} \text{ so that } A\mathbf{x} - \lambda I_n \mathbf{x} = \mathbf{0} && \text{Theorem MMIM [196]} \\ \iff \text{there exists } \mathbf{x} \neq \mathbf{0} \text{ so that } (A - \lambda I_n)\mathbf{x} = \mathbf{0} && \text{Theorem MMDAA [196]} \\ \iff A - \lambda I_n \text{ is singular} && \text{Definition NM [69]} \\ \iff \det(A - \lambda I_n) = 0 && \text{Theorem SMZD [378]} \\ \iff p_A(\lambda) = 0 && \text{Definition CP [391]} \end{aligned}$$

■

**Example EMS3**
**Eigenvalues of a matrix, size 3**

In Example CPMS3 [391] we found the characteristic polynomial of

$$F = \begin{bmatrix} -13 & -8 & -4 \\ 12 & 7 & 4 \\ 24 & 16 & 7 \end{bmatrix}$$

to be  $p_F(x) = -(x - 3)(x + 1)^2$ . Factored, we can find all of its roots easily, they are  $x = 3$  and  $x = -1$ . By Theorem EMRCP [391],  $\lambda = 3$  and  $\lambda = -1$  are both eigenvalues of  $F$ , and these are the only eigenvalues of  $F$ . We've found them all.  $\square$

Let us now turn our attention to the computation of eigenvectors.

**Definition EM**

**Eigenspace of a Matrix**

Suppose that  $A$  is a square matrix and  $\lambda$  is an eigenvalue of  $A$ . Then the **eigenspace** of  $A$  for  $\lambda$ ,  $\mathcal{E}_A(\lambda)$ , is the set of all the eigenvectors of  $A$  for  $\lambda$ , together with the inclusion of the zero vector.  $\triangle$

Example SEE [384] hinted that the set of eigenvectors for a single eigenvalue might have some closure properties, and with the addition of the non-eigenvector,  $\mathbf{0}$ , we indeed get a whole subspace.

**Theorem EMS**

**Eigenspace for a Matrix is a Subspace**

Suppose  $A$  is a square matrix of size  $n$  and  $\lambda$  is an eigenvalue of  $A$ . Then the eigenspace  $\mathcal{E}_A(\lambda)$  is a subspace of the vector space  $\mathbb{C}^n$ .  $\square$

**Proof** We will check the three conditions of Theorem TSS [286]. First, Definition EM [392] explicitly includes the zero vector in  $\mathcal{E}_A(\lambda)$ , so the set is non-empty.

Suppose that  $\mathbf{x}, \mathbf{y} \in \mathcal{E}_A(\lambda)$ , that is,  $\mathbf{x}$  and  $\mathbf{y}$  are two eigenvectors of  $A$  for  $\lambda$ . Then

$$\begin{aligned} A(\mathbf{x} + \mathbf{y}) &= A\mathbf{x} + A\mathbf{y} && \text{Theorem MMDAA [196]} \\ &= \lambda\mathbf{x} + \lambda\mathbf{y} && \mathbf{x}, \mathbf{y} \text{ eigenvectors of } A \\ &= \lambda(\mathbf{x} + \mathbf{y}) && \text{Property DVAC [84]} \end{aligned}$$

So either  $\mathbf{x} + \mathbf{y} = \mathbf{0}$ , or  $\mathbf{x} + \mathbf{y}$  is an eigenvector of  $A$  for  $\lambda$  (Definition EEM [384]). So, in either event,  $\mathbf{x} + \mathbf{y} \in \mathcal{E}_A(\lambda)$ , and we have additive closure.

Suppose that  $\alpha \in \mathbb{C}$ , and that  $\mathbf{x} \in \mathcal{E}_A(\lambda)$ , that is,  $\mathbf{x}$  is an eigenvector of  $A$  for  $\lambda$ . Then

$$\begin{aligned} A(\alpha\mathbf{x}) &= \alpha(A\mathbf{x}) && \text{Theorem MMSMM [197]} \\ &= \alpha\lambda\mathbf{x} && \mathbf{x} \text{ an eigenvector of } A \\ &= \lambda(\alpha\mathbf{x}) && \text{Property SMAC [84]} \end{aligned}$$

So either  $\alpha\mathbf{x} = \mathbf{0}$ , or  $\alpha\mathbf{x}$  is an eigenvector of  $A$  for  $\lambda$  (Definition EEM [384]). So, in either event,  $\alpha\mathbf{x} \in \mathcal{E}_A(\lambda)$ , and we have scalar closure.

With the three conditions of Theorem TSS [286] met, we know  $\mathcal{E}_A(\lambda)$  is a subspace.  $\blacksquare$

Theorem EMS [392] tells us that an eigenspace is a subspace (and hence a vector space in its own right). Our next theorem tells us how to quickly construct this subspace.

**Theorem EMNS**

**Eigenspace of a Matrix is a Null Space**

Suppose  $A$  is a square matrix of size  $n$  and  $\lambda$  is an eigenvalue of  $A$ . Then

$$\mathcal{E}_A(\lambda) = \mathcal{N}(A - \lambda I_n)$$

$\square$

**Proof** The conclusion of this theorem is an equality of sets, so normally we would follow the advice of Definition SE [660]. However, in this case we can construct a sequence of equivalences which will together provide the two subset inclusions we need. First, notice that  $\mathbf{0} \in \mathcal{E}_A(\lambda)$  by

Definition EM [392] and  $\mathbf{0} \in \mathcal{N}(A - \lambda I_n)$  by Theorem HSC [60]. Now consider any nonzero vector  $\mathbf{x} \in \mathbb{C}^n$ ,

$\mathbf{x} \in \mathcal{E}_A(\lambda) \iff A\mathbf{x} = \lambda\mathbf{x}$	Definition EM [392]
$\iff A\mathbf{x} - \lambda\mathbf{x} = \mathbf{0}$	
$\iff A\mathbf{x} - \lambda I_n\mathbf{x} = \mathbf{0}$	Theorem MMIM [196]
$\iff (A - \lambda I_n)\mathbf{x} = \mathbf{0}$	Theorem MMDAA [196]
$\iff \mathbf{x} \in \mathcal{N}(A - \lambda I_n)$	Definition NSM [62]

■

You might notice the close parallels (and differences) between the proofs of Theorem EMRCP [391] and Theorem EMNS [392]. Since Theorem EMNS [392] describes the set of all the eigenvectors of  $A$  as a null space we can use techniques such as Theorem BNS [136] to provide concise descriptions of eigenspaces. Theorem EMNS [392] also provides a trivial proof for Theorem EMS [392].

**Example ESMS3**  
**Eigenspaces of a matrix, size 3**

Example CPMS3 [391] and Example EMS3 [391] describe the characteristic polynomial and eigenvalues of the  $3 \times 3$  matrix

$$F = \begin{bmatrix} -13 & -8 & -4 \\ 12 & 7 & 4 \\ 24 & 16 & 7 \end{bmatrix}$$

We will now take the each eigenvalue in turn and compute its eigenspace. To do this, we row-reduce the matrix  $F - \lambda I_3$  in order to determine solutions to the homogeneous system  $\mathcal{LS}(F - \lambda I_3, \mathbf{0})$  and then express the eigenspace as the null space of  $F - \lambda I_3$  (Theorem EMNS [392]). Theorem BNS [136] then tells us how to write the null space as the span of a basis.

$$\begin{aligned} \lambda = 3 \quad F - 3I_3 &= \begin{bmatrix} -16 & -8 & -4 \\ 12 & 4 & 4 \\ 24 & 16 & 4 \end{bmatrix} \xrightarrow{\text{RREF}} \begin{bmatrix} \boxed{1} & 0 & \frac{1}{2} \\ 0 & \boxed{1} & -\frac{1}{2} \\ 0 & 0 & 0 \end{bmatrix} \\ \mathcal{E}_F(3) = \mathcal{N}(F - 3I_3) &= \left\langle \left\{ \begin{bmatrix} -\frac{1}{2} \\ \frac{1}{2} \\ 1 \end{bmatrix} \right\} \right\rangle = \left\langle \left\{ \begin{bmatrix} -1 \\ 1 \\ 2 \end{bmatrix} \right\} \right\rangle \\ \lambda = -1 \quad F + 1I_3 &= \begin{bmatrix} -12 & -8 & -4 \\ 12 & 8 & 4 \\ 24 & 16 & 8 \end{bmatrix} \xrightarrow{\text{RREF}} \begin{bmatrix} \boxed{1} & \frac{2}{3} & \frac{1}{3} \\ 0 & 0 & 0 \\ 0 & 0 & 0 \end{bmatrix} \\ \mathcal{E}_F(-1) = \mathcal{N}(F + 1I_3) &= \left\langle \left\{ \begin{bmatrix} -\frac{2}{3} \\ 1 \\ 0 \end{bmatrix}, \begin{bmatrix} -\frac{1}{3} \\ 0 \\ 1 \end{bmatrix} \right\} \right\rangle = \left\langle \left\{ \begin{bmatrix} -2 \\ 3 \\ 0 \end{bmatrix}, \begin{bmatrix} -1 \\ 0 \\ 3 \end{bmatrix} \right\} \right\rangle \end{aligned}$$

Eigenspaces in hand, we can easily compute eigenvectors by forming nontrivial linear combinations of the basis vectors describing each eigenspace. In particular, notice that we can “pretty up” our basis vectors by using scalar multiples to clear out fractions. More powerful scientific calculators, and most every mathematical software package, will compute eigenvalues of a matrix along with basis vectors of the eigenspaces. Be sure to understand how your device outputs complex numbers, since they are likely to occur. Also, the basis vectors will not necessarily look like the results of an application of Theorem BNS [136]. Duplicating the results of the next section (Subsection EE.ECEE [394]) with your device would be very good practice. See: Computation E.SAGE [654].

⊠

## Subsection ECEE

### Examples of Computing Eigenvalues and Eigenvectors

No theorems in this section, just a selection of examples meant to illustrate the range of possibilities for the eigenvalues and eigenvectors of a matrix. These examples can all be done by hand, though the computation of the characteristic polynomial would be very time-consuming and error-prone. It can also be difficult to factor an arbitrary polynomial, though if we were to suggest that most of our eigenvalues are going to be integers, then it can be easier to hunt for roots. These examples are meant to look similar to a concatenation of Example CPMS3 [391], Example EMS3 [391] and Example ESMS3 [393]. First, we will sneak in a pair of definitions so we can illustrate them throughout this sequence of examples.

#### Definition AME

##### Algebraic Multiplicity of an Eigenvalue

Suppose that  $A$  is a square matrix and  $\lambda$  is an eigenvalue of  $A$ . Then the **algebraic multiplicity** of  $\lambda$ ,  $\alpha_A(\lambda)$ , is the highest power of  $(x - \lambda)$  that divides the characteristic polynomial,  $p_A(x)$ . (This definition contains Notation AME.)  $\triangle$

Since an eigenvalue  $\lambda$  is a root of the characteristic polynomial, there is always a factor of  $(x - \lambda)$ , and the algebraic multiplicity is just the power of this factor in a factorization of  $p_A(x)$ . So in particular,  $\alpha_A(\lambda) \geq 1$ . Compare the definition of algebraic multiplicity with the next definition.

#### Definition GME

##### Geometric Multiplicity of an Eigenvalue

Suppose that  $A$  is a square matrix and  $\lambda$  is an eigenvalue of  $A$ . Then the **geometric multiplicity** of  $\lambda$ ,  $\gamma_A(\lambda)$ , is the dimension of the eigenspace  $\mathcal{E}_A(\lambda)$ . (This definition contains Notation GME.)  $\triangle$

Since every eigenvalue must have at least one eigenvector, the associated eigenspace cannot be trivial, and so  $\gamma_A(\lambda) \geq 1$ .

#### Example EMMS4

##### Eigenvalue multiplicities, matrix of size 4

Consider the matrix

$$B = \begin{bmatrix} -2 & 1 & -2 & -4 \\ 12 & 1 & 4 & 9 \\ 6 & 5 & -2 & -4 \\ 3 & -4 & 5 & 10 \end{bmatrix}$$

then

$$p_B(x) = 8 - 20x + 18x^2 - 7x^3 + x^4 = (x - 1)(x - 2)^3$$

So the eigenvalues are  $\lambda = 1, 2$  with algebraic multiplicities  $\alpha_B(1) = 1$  and  $\alpha_B(2) = 3$ .

Computing eigenvectors,

$$\begin{aligned} \lambda = 1 \quad B - 1I_4 &= \begin{bmatrix} -3 & 1 & -2 & -4 \\ 12 & 0 & 4 & 9 \\ 6 & 5 & -3 & -4 \\ 3 & -4 & 5 & 9 \end{bmatrix} \xrightarrow{\text{RREF}} \begin{bmatrix} \boxed{1} & 0 & \frac{1}{3} & 0 \\ 0 & \boxed{1} & -1 & 0 \\ 0 & 0 & 0 & \boxed{1} \\ 0 & 0 & 0 & 0 \end{bmatrix} \\ \mathcal{E}_B(1) = \mathcal{N}(B - 1I_4) &= \left\langle \left\{ \begin{bmatrix} -\frac{1}{3} \\ 1 \\ 1 \\ 0 \end{bmatrix} \right\} \right\rangle = \left\langle \left\{ \begin{bmatrix} -1 \\ 3 \\ 3 \\ 0 \end{bmatrix} \right\} \right\rangle \\ \lambda = 2 \quad B - 2I_4 &= \begin{bmatrix} -4 & 1 & -2 & -4 \\ 12 & -1 & 4 & 9 \\ 6 & 5 & -4 & -4 \\ 3 & -4 & 5 & 8 \end{bmatrix} \xrightarrow{\text{RREF}} \begin{bmatrix} \boxed{1} & 0 & 0 & 1/2 \\ 0 & \boxed{1} & 0 & -1 \\ 0 & 0 & \boxed{1} & 1/2 \\ 0 & 0 & 0 & 0 \end{bmatrix} \end{aligned}$$

$$\mathcal{E}_B(2) = \mathcal{N}(B - 2I_4) = \left\langle \left\{ \begin{bmatrix} -\frac{1}{2} \\ 1 \\ -\frac{1}{2} \\ 1 \end{bmatrix} \right\} \right\rangle = \left\langle \left\{ \begin{bmatrix} -1 \\ 2 \\ -1 \\ 2 \end{bmatrix} \right\} \right\rangle$$

So each eigenspace has dimension 1 and so  $\gamma_B(1) = 1$  and  $\gamma_B(2) = 1$ . This example is of interest because of the discrepancy between the two multiplicities for  $\lambda = 2$ . In many of our examples the algebraic and geometric multiplicities will be equal for all of the eigenvalues (as it was for  $\lambda = 1$  in this example), so keep this example in mind. We will have some explanations for this phenomenon later (see Example NDMS4 [426]).  $\square$

### Example ESMS4

#### Eigenvalues, symmetric matrix of size 4

Consider the matrix

$$C = \begin{bmatrix} 1 & 0 & 1 & 1 \\ 0 & 1 & 1 & 1 \\ 1 & 1 & 1 & 0 \\ 1 & 1 & 0 & 1 \end{bmatrix}$$

then

$$p_C(x) = -3 + 4x + 2x^2 - 4x^3 + x^4 = (x - 3)(x - 1)^2(x + 1)$$

So the eigenvalues are  $\lambda = 3, 1, -1$  with algebraic multiplicities  $\alpha_C(3) = 1$ ,  $\alpha_C(1) = 2$  and  $\alpha_C(-1) = 1$ .

Computing eigenvectors,

$$\lambda = 3 \quad C - 3I_4 = \begin{bmatrix} -2 & 0 & 1 & 1 \\ 0 & -2 & 1 & 1 \\ 1 & 1 & -2 & 0 \\ 1 & 1 & 0 & -2 \end{bmatrix} \xrightarrow{\text{RREF}} \begin{bmatrix} \boxed{1} & 0 & 0 & -1 \\ 0 & \boxed{1} & 0 & -1 \\ 0 & 0 & \boxed{1} & -1 \\ 0 & 0 & 0 & 0 \end{bmatrix}$$

$$\mathcal{E}_C(3) = \mathcal{N}(C - 3I_4) = \left\langle \left\{ \begin{bmatrix} 1 \\ 1 \\ 1 \\ 1 \end{bmatrix} \right\} \right\rangle$$

$$\lambda = 1 \quad C - 1I_4 = \begin{bmatrix} 0 & 0 & 1 & 1 \\ 0 & 0 & 1 & 1 \\ 1 & 1 & 0 & 0 \\ 1 & 1 & 0 & 0 \end{bmatrix} \xrightarrow{\text{RREF}} \begin{bmatrix} \boxed{1} & 1 & 0 & 0 \\ 0 & 0 & \boxed{1} & 1 \\ 0 & 0 & 0 & 0 \\ 0 & 0 & 0 & 0 \end{bmatrix}$$

$$\mathcal{E}_C(1) = \mathcal{N}(C - 1I_4) = \left\langle \left\{ \begin{bmatrix} -1 \\ 1 \\ 0 \\ 0 \end{bmatrix}, \begin{bmatrix} 0 \\ 0 \\ -1 \\ 1 \end{bmatrix} \right\} \right\rangle$$

$$\lambda = -1 \quad C + 1I_4 = \begin{bmatrix} 2 & 0 & 1 & 1 \\ 0 & 2 & 1 & 1 \\ 1 & 1 & 2 & 0 \\ 1 & 1 & 0 & 2 \end{bmatrix} \xrightarrow{\text{RREF}} \begin{bmatrix} \boxed{1} & 0 & 0 & 1 \\ 0 & \boxed{1} & 0 & 1 \\ 0 & 0 & \boxed{1} & -1 \\ 0 & 0 & 0 & 0 \end{bmatrix}$$

$$\mathcal{E}_C(-1) = \mathcal{N}(C + 1I_4) = \left\langle \left\{ \begin{bmatrix} -1 \\ -1 \\ 1 \\ 1 \end{bmatrix} \right\} \right\rangle$$

So the eigenspace dimensions yield geometric multiplicities  $\gamma_C(3) = 1$ ,  $\gamma_C(1) = 2$  and  $\gamma_C(-1) = 1$ , the same as for the algebraic multiplicities. This example is of interest because  $A$  is a symmetric matrix, and will be the subject of Theorem HMRE [414].  $\square$

### Example HMEM5

#### High multiplicity eigenvalues, matrix of size 5

Consider the matrix

$$E = \begin{bmatrix} 29 & 14 & 2 & 6 & -9 \\ -47 & -22 & -1 & -11 & 13 \\ 19 & 10 & 5 & 4 & -8 \\ -19 & -10 & -3 & -2 & 8 \\ 7 & 4 & 3 & 1 & -3 \end{bmatrix}$$

then

$$p_E(x) = -16 + 16x + 8x^2 - 16x^3 + 7x^4 - x^5 = -(x-2)^4(x+1)$$

So the eigenvalues are  $\lambda = 2, -1$  with algebraic multiplicities  $\alpha_E(2) = 4$  and  $\alpha_E(-1) = 1$ .

Computing eigenvectors,

$$\lambda = 2 \quad E - 2I_5 = \begin{bmatrix} 27 & 14 & 2 & 6 & -9 \\ -47 & -24 & -1 & -11 & 13 \\ 19 & 10 & 3 & 4 & -8 \\ -19 & -10 & -3 & -4 & 8 \\ 7 & 4 & 3 & 1 & -5 \end{bmatrix} \xrightarrow{\text{RREF}} \begin{bmatrix} \boxed{1} & 0 & 0 & 1 & 0 \\ 0 & \boxed{1} & 0 & -\frac{3}{2} & -\frac{1}{2} \\ 0 & 0 & \boxed{1} & 0 & -1 \\ 0 & 0 & 0 & 0 & 0 \\ 0 & 0 & 0 & 0 & 0 \end{bmatrix}$$

$$\mathcal{E}_E(2) = \mathcal{N}(E - 2I_5) = \left\langle \left\{ \begin{bmatrix} -1 \\ \frac{3}{2} \\ 0 \\ 1 \\ 0 \end{bmatrix}, \begin{bmatrix} 0 \\ \frac{1}{2} \\ 1 \\ 0 \\ 1 \end{bmatrix} \right\} \right\rangle = \left\langle \left\{ \begin{bmatrix} -2 \\ 3 \\ 0 \\ 2 \\ 0 \end{bmatrix}, \begin{bmatrix} 0 \\ 1 \\ 2 \\ 0 \\ 2 \end{bmatrix} \right\} \right\rangle$$

$$\lambda = -1 \quad E + I_5 = \begin{bmatrix} 30 & 14 & 2 & 6 & -9 \\ -47 & -21 & -1 & -11 & 13 \\ 19 & 10 & 6 & 4 & -8 \\ -19 & -10 & -3 & -1 & 8 \\ 7 & 4 & 3 & 1 & -2 \end{bmatrix} \xrightarrow{\text{RREF}} \begin{bmatrix} \boxed{1} & 0 & 0 & 2 & 0 \\ 0 & \boxed{1} & 0 & -4 & 0 \\ 0 & 0 & \boxed{1} & 1 & 0 \\ 0 & 0 & 0 & 0 & \boxed{1} \\ 0 & 0 & 0 & 0 & 0 \end{bmatrix}$$

$$\mathcal{E}_E(-1) = \mathcal{N}(E + I_5) = \left\langle \left\{ \begin{bmatrix} -2 \\ 4 \\ -1 \\ 1 \\ 0 \end{bmatrix} \right\} \right\rangle$$

So the eigenspace dimensions yield geometric multiplicities  $\gamma_E(2) = 2$  and  $\gamma_E(-1) = 1$ . This example is of interest because  $\lambda = 2$  has such a large algebraic multiplicity, which is also not equal to its geometric multiplicity.  $\square$

### Example CEMS6

#### Complex eigenvalues, matrix of size 6

Consider the matrix

$$F = \begin{bmatrix} -59 & -34 & 41 & 12 & 25 & 30 \\ 1 & 7 & -46 & -36 & -11 & -29 \\ -233 & -119 & 58 & -35 & 75 & 54 \\ 157 & 81 & -43 & 21 & -51 & -39 \\ -91 & -48 & 32 & -5 & 32 & 26 \\ 209 & 107 & -55 & 28 & -69 & -50 \end{bmatrix}$$

then

$$\begin{aligned}
 p_F(x) &= -50 + 55x + 13x^2 - 50x^3 + 32x^4 - 9x^5 + x^6 \\
 &= (x-2)(x+1)(x^2-4x+5)^2 \\
 &= (x-2)(x+1)((x-(2+i))(x-(2-i)))^2 \\
 &= (x-2)(x+1)(x-(2+i))^2(x-(2-i))^2
 \end{aligned}$$

So the eigenvalues are  $\lambda = 2, -1, 2+i, 2-i$  with algebraic multiplicities  $\alpha_F(2) = 1, \alpha_F(-1) = 1, \alpha_F(2+i) = 2$  and  $\alpha_F(2-i) = 2$ .

Computing eigenvectors,

$$\lambda = 2$$

$$F - 2I_6 = \begin{bmatrix} -61 & -34 & 41 & 12 & 25 & 30 \\ 1 & 5 & -46 & -36 & -11 & -29 \\ -233 & -119 & 56 & -35 & 75 & 54 \\ 157 & 81 & -43 & 19 & -51 & -39 \\ -91 & -48 & 32 & -5 & 30 & 26 \\ 209 & 107 & -55 & 28 & -69 & -52 \end{bmatrix} \xrightarrow{\text{RREF}} \begin{bmatrix} \boxed{1} & 0 & 0 & 0 & 0 & \frac{1}{5} \\ 0 & \boxed{1} & 0 & 0 & 0 & 0 \\ 0 & 0 & \boxed{1} & 0 & 0 & \frac{3}{5} \\ 0 & 0 & 0 & \boxed{1} & 0 & -\frac{1}{5} \\ 0 & 0 & 0 & 0 & \boxed{1} & \frac{4}{5} \\ 0 & 0 & 0 & 0 & 0 & 0 \end{bmatrix}$$

$$\mathcal{E}_F(2) = \mathcal{N}(F - 2I_6) = \left\langle \left\langle \begin{bmatrix} -\frac{1}{5} \\ 0 \\ -\frac{3}{5} \\ \frac{1}{5} \\ -\frac{4}{5} \\ 1 \end{bmatrix} \right\rangle \right\rangle = \left\langle \left\langle \begin{bmatrix} -1 \\ 0 \\ -3 \\ 1 \\ -4 \\ 5 \end{bmatrix} \right\rangle \right\rangle$$

$$\lambda = -1$$

$$F + 1I_6 = \begin{bmatrix} -58 & -34 & 41 & 12 & 25 & 30 \\ 1 & 8 & -46 & -36 & -11 & -29 \\ -233 & -119 & 59 & -35 & 75 & 54 \\ 157 & 81 & -43 & 22 & -51 & -39 \\ -91 & -48 & 32 & -5 & 33 & 26 \\ 209 & 107 & -55 & 28 & -69 & -49 \end{bmatrix} \xrightarrow{\text{RREF}} \begin{bmatrix} \boxed{1} & 0 & 0 & 0 & 0 & \frac{1}{2} \\ 0 & \boxed{1} & 0 & 0 & 0 & -\frac{3}{2} \\ 0 & 0 & \boxed{1} & 0 & 0 & \frac{1}{2} \\ 0 & 0 & 0 & \boxed{1} & 0 & 0 \\ 0 & 0 & 0 & 0 & \boxed{1} & -\frac{1}{2} \\ 0 & 0 & 0 & 0 & 0 & 0 \end{bmatrix}$$

$$\mathcal{E}_F(-1) = \mathcal{N}(F + I_6) = \left\langle \left\langle \begin{bmatrix} -\frac{1}{2} \\ \frac{3}{2} \\ -\frac{1}{2} \\ 0 \\ \frac{1}{2} \\ 1 \end{bmatrix} \right\rangle \right\rangle = \left\langle \left\langle \begin{bmatrix} -1 \\ 3 \\ -1 \\ 0 \\ 1 \\ 2 \end{bmatrix} \right\rangle \right\rangle$$

$$\lambda = 2 + i$$

$$F - (2+i)I_6 = \begin{bmatrix} -61-i & -34 & 41 & 12 & 25 & 30 \\ 1 & 5-i & -46 & -36 & -11 & -29 \\ -233 & -119 & 56-i & -35 & 75 & 54 \\ 157 & 81 & -43 & 19-i & -51 & -39 \\ -91 & -48 & 32 & -5 & 30-i & 26 \\ 209 & 107 & -55 & 28 & -69 & -52-i \end{bmatrix}$$



$$\begin{aligned}
 & \xrightarrow{\text{RREF}} \begin{bmatrix} \boxed{1} & 0 & 0 & 0 & 0 & \frac{1}{5}(7+i) \\ 0 & \boxed{1} & 0 & 0 & 0 & \frac{1}{5}(-9-2i) \\ 0 & 0 & \boxed{1} & 0 & 0 & 1 \\ 0 & 0 & 0 & \boxed{1} & 0 & -1 \\ 0 & 0 & 0 & 0 & \boxed{1} & 1 \\ 0 & 0 & 0 & 0 & 0 & 0 \end{bmatrix} \\
 \mathcal{E}_F(2+i) = \mathcal{N}(F - (2+i)I_6) &= \left\langle \left\langle \begin{bmatrix} -\frac{1}{5}(7+i) \\ \frac{1}{5}(9+2i) \\ -1 \\ 1 \\ -1 \\ 1 \end{bmatrix} \right\rangle \right\rangle = \left\langle \left\langle \begin{bmatrix} -7-i \\ 9+2i \\ -5 \\ 5 \\ -5 \\ 5 \end{bmatrix} \right\rangle \right\rangle
 \end{aligned}$$

$$\begin{aligned}
 \lambda &= 2-i \\
 F - (2-i)I_6 &= \begin{bmatrix} -61+i & -34 & 41 & 12 & 25 & 30 \\ 1 & 5+i & -46 & -36 & -11 & -29 \\ -233 & -119 & 56+i & -35 & 75 & 54 \\ 157 & 81 & -43 & 19+i & -51 & -39 \\ -91 & -48 & 32 & -5 & 30+i & 26 \\ 209 & 107 & -55 & 28 & -69 & -52+i \end{bmatrix} \\
 & \xrightarrow{\text{RREF}} \begin{bmatrix} \boxed{1} & 0 & 0 & 0 & 0 & \frac{1}{5}(7-i) \\ 0 & \boxed{1} & 0 & 0 & 0 & \frac{1}{5}(-9+2i) \\ 0 & 0 & \boxed{1} & 0 & 0 & 1 \\ 0 & 0 & 0 & \boxed{1} & 0 & -1 \\ 0 & 0 & 0 & 0 & \boxed{1} & 1 \\ 0 & 0 & 0 & 0 & 0 & 0 \end{bmatrix} \\
 \mathcal{E}_F(2-i) = \mathcal{N}(F - (2-i)I_6) &= \left\langle \left\langle \begin{bmatrix} \frac{1}{5}(-7+i) \\ \frac{1}{5}(9-2i) \\ -1 \\ 1 \\ -1 \\ 1 \end{bmatrix} \right\rangle \right\rangle = \left\langle \left\langle \begin{bmatrix} -7+i \\ 9-2i \\ -5 \\ 5 \\ -5 \\ 5 \end{bmatrix} \right\rangle \right\rangle
 \end{aligned}$$

So the eigenspace dimensions yield geometric multiplicities  $\gamma_F(2) = 1$ ,  $\gamma_F(-1) = 1$ ,  $\gamma_F(2+i) = 1$  and  $\gamma_F(2-i) = 1$ . This example demonstrates some of the possibilities for the appearance of complex eigenvalues, even when all the entries of the matrix are real. Notice how all the numbers in the analysis of  $\lambda = 2-i$  are conjugates of the corresponding number in the analysis of  $\lambda = 2+i$ . This is the content of the upcoming Theorem ERMCP [410].  $\square$

### Example DEMS5

#### Distinct eigenvalues, matrix of size 5

Consider the matrix

$$H = \begin{bmatrix} 15 & 18 & -8 & 6 & -5 \\ 5 & 3 & 1 & -1 & -3 \\ 0 & -4 & 5 & -4 & -2 \\ -43 & -46 & 17 & -14 & 15 \\ 26 & 30 & -12 & 8 & -10 \end{bmatrix}$$

then

$$p_H(x) = -6x + x^2 + 7x^3 - x^4 - x^5 = x(x-2)(x-1)(x+1)(x+3)$$

So the eigenvalues are  $\lambda = 2, 1, 0, -1, -3$  with algebraic multiplicities  $\alpha_H(2) = 1$ ,  $\alpha_H(1) = 1$ ,  $\alpha_H(0) = 1$ ,  $\alpha_H(-1) = 1$  and  $\alpha_H(-3) = 1$ .

Computing eigenvectors,

$$\lambda = 2 \quad H - 2I_5 = \begin{bmatrix} 13 & 18 & -8 & 6 & -5 \\ 5 & 1 & 1 & -1 & -3 \\ 0 & -4 & 3 & -4 & -2 \\ -43 & -46 & 17 & -16 & 15 \\ 26 & 30 & -12 & 8 & -12 \end{bmatrix} \xrightarrow{\text{RREF}} \begin{bmatrix} \boxed{1} & 0 & 0 & 0 & -1 \\ 0 & \boxed{1} & 0 & 0 & 1 \\ 0 & 0 & \boxed{1} & 0 & 2 \\ 0 & 0 & 0 & \boxed{1} & 1 \\ 0 & 0 & 0 & 0 & 0 \end{bmatrix}$$

$$\mathcal{E}_H(2) = \mathcal{N}(H - 2I_5) = \left\langle \left\{ \begin{bmatrix} 1 \\ -1 \\ -2 \\ -1 \\ 1 \end{bmatrix} \right\} \right\rangle$$

$$\lambda = 1 \quad H - 1I_5 = \begin{bmatrix} 14 & 18 & -8 & 6 & -5 \\ 5 & 2 & 1 & -1 & -3 \\ 0 & -4 & 4 & -4 & -2 \\ -43 & -46 & 17 & -15 & 15 \\ 26 & 30 & -12 & 8 & -11 \end{bmatrix} \xrightarrow{\text{RREF}} \begin{bmatrix} \boxed{1} & 0 & 0 & 0 & -\frac{1}{2} \\ 0 & \boxed{1} & 0 & 0 & 0 \\ 0 & 0 & \boxed{1} & 0 & \frac{1}{2} \\ 0 & 0 & 0 & \boxed{1} & 1 \\ 0 & 0 & 0 & 0 & 0 \end{bmatrix}$$

$$\mathcal{E}_H(1) = \mathcal{N}(H - 1I_5) = \left\langle \left\{ \begin{bmatrix} \frac{1}{2} \\ 0 \\ -\frac{1}{2} \\ -1 \\ 1 \end{bmatrix} \right\} \right\rangle = \left\langle \left\{ \begin{bmatrix} 1 \\ 0 \\ -1 \\ -2 \\ 2 \end{bmatrix} \right\} \right\rangle$$

$$\lambda = 0 \quad H - 0I_5 = \begin{bmatrix} 15 & 18 & -8 & 6 & -5 \\ 5 & 3 & 1 & -1 & -3 \\ 0 & -4 & 5 & -4 & -2 \\ -43 & -46 & 17 & -14 & 15 \\ 26 & 30 & -12 & 8 & -10 \end{bmatrix} \xrightarrow{\text{RREF}} \begin{bmatrix} \boxed{1} & 0 & 0 & 0 & 1 \\ 0 & \boxed{1} & 0 & 0 & -2 \\ 0 & 0 & \boxed{1} & 0 & -2 \\ 0 & 0 & 0 & \boxed{1} & 0 \\ 0 & 0 & 0 & 0 & 0 \end{bmatrix}$$

$$\mathcal{E}_H(0) = \mathcal{N}(H - 0I_5) = \left\langle \left\{ \begin{bmatrix} -1 \\ 2 \\ 2 \\ 0 \\ 1 \end{bmatrix} \right\} \right\rangle$$

$$\lambda = -1 \quad H + 1I_5 = \begin{bmatrix} 16 & 18 & -8 & 6 & -5 \\ 5 & 4 & 1 & -1 & -3 \\ 0 & -4 & 6 & -4 & -2 \\ -43 & -46 & 17 & -13 & 15 \\ 26 & 30 & -12 & 8 & -9 \end{bmatrix} \xrightarrow{\text{RREF}} \begin{bmatrix} \boxed{1} & 0 & 0 & 0 & -1/2 \\ 0 & \boxed{1} & 0 & 0 & 0 \\ 0 & 0 & \boxed{1} & 0 & 0 \\ 0 & 0 & 0 & \boxed{1} & 1/2 \\ 0 & 0 & 0 & 0 & 0 \end{bmatrix}$$

$$\mathcal{E}_H(-1) = \mathcal{N}(H + 1I_5) = \left\langle \left\{ \begin{bmatrix} \frac{1}{2} \\ 0 \\ 0 \\ -\frac{1}{2} \\ 1 \end{bmatrix} \right\} \right\rangle = \left\langle \left\{ \begin{bmatrix} 1 \\ 0 \\ 0 \\ -1 \\ 2 \end{bmatrix} \right\} \right\rangle$$

$$\lambda = -3 \quad H + 3I_5 = \begin{bmatrix} 18 & 18 & -8 & 6 & -5 \\ 5 & 6 & 1 & -1 & -3 \\ 0 & -4 & 8 & -4 & -2 \\ -43 & -46 & 17 & -11 & 15 \\ 26 & 30 & -12 & 8 & -7 \end{bmatrix} \xrightarrow{\text{RREF}} \begin{bmatrix} \boxed{1} & 0 & 0 & 0 & -1 \\ 0 & \boxed{1} & 0 & 0 & \frac{1}{2} \\ 0 & 0 & \boxed{1} & 0 & 1 \\ 0 & 0 & 0 & \boxed{1} & 2 \\ 0 & 0 & 0 & 0 & 0 \end{bmatrix}$$

$$\mathcal{E}_H(-3) = \mathcal{N}(H + 3I_5) = \left\langle \left\{ \begin{bmatrix} 1 \\ -\frac{1}{2} \\ -1 \\ -2 \\ 1 \end{bmatrix} \right\} \right\rangle = \left\langle \left\{ \begin{bmatrix} -2 \\ 1 \\ 2 \\ 4 \\ -2 \end{bmatrix} \right\} \right\rangle$$

So the eigenspace dimensions yield geometric multiplicities  $\gamma_H(2) = 1$ ,  $\gamma_H(1) = 1$ ,  $\gamma_H(0) = 1$ ,  $\gamma_H(-1) = 1$  and  $\gamma_H(-3) = 1$ , identical to the algebraic multiplicities. This example is of interest for two reasons. First,  $\lambda = 0$  is an eigenvalue, illustrating the upcoming Theorem SMZE [407]. Second, all the eigenvalues are distinct, yielding algebraic and geometric multiplicities of 1 for each eigenvalue, illustrating Theorem DED [427].  $\square$

## Subsection READ Reading Questions

---

Suppose  $A$  is the  $2 \times 2$  matrix

$$A = \begin{bmatrix} -5 & 8 \\ -4 & 7 \end{bmatrix}$$

1. Find the eigenvalues of  $A$ .
2. Find the eigenspaces of  $A$ .
3. For the polynomial  $p(x) = 3x^2 - x + 2$ , compute  $p(A)$ .

## Subsection EXC

### Exercises

---

**C19** Find the eigenvalues, eigenspaces, algebraic multiplicities and geometric multiplicities for the matrix below. It is possible to do all these computations by hand, and it would be instructive to do so.

$$C = \begin{bmatrix} -1 & 2 \\ -6 & 6 \end{bmatrix}$$

Contributed by Robert Beezer Solution [402]

**C20** Find the eigenvalues, eigenspaces, algebraic multiplicities and geometric multiplicities for the matrix below. It is possible to do all these computations by hand, and it would be instructive to do so.

$$B = \begin{bmatrix} -12 & 30 \\ -5 & 13 \end{bmatrix}$$

Contributed by Robert Beezer Solution [402]

**C21** The matrix  $A$  below has  $\lambda = 2$  as an eigenvalue. Find the geometric multiplicity of  $\lambda = 2$  using your calculator only for row-reducing matrices.

$$A = \begin{bmatrix} 18 & -15 & 33 & -15 \\ -4 & 8 & -6 & 6 \\ -9 & 9 & -16 & 9 \\ 5 & -6 & 9 & -4 \end{bmatrix}$$

Contributed by Robert Beezer Solution [403]

**C22** Without using a calculator, find the eigenvalues of the matrix  $B$ .

$$B = \begin{bmatrix} 2 & -1 \\ 1 & 1 \end{bmatrix}$$

Contributed by Robert Beezer Solution [403]

**M60** Repeat Example CAEHW [389] by choosing  $\mathbf{x} = \begin{bmatrix} 0 \\ 8 \\ 2 \\ 1 \\ 2 \end{bmatrix}$  and then arrive at an eigenvalue and

eigenvector of the matrix  $A$ . The hard way.

Contributed by Robert Beezer Solution [403]

**T10** A matrix  $A$  is idempotent if  $A^2 = A$ . Show that the only possible eigenvalues of an idempotent matrix are  $\lambda = 0$  and  $\lambda = 1$ . Then give an example of a matrix that is idempotent and has both of these two values as eigenvalues.

Contributed by Robert Beezer Solution [404]

**T20** Suppose that  $\lambda$  and  $\rho$  are two different eigenvalues of the square matrix  $A$ . Prove that the intersection of the eigenspaces for these two eigenvalues is trivial. That is,  $\mathcal{E}_A(\lambda) \cap \mathcal{E}_A(\rho) = \{\mathbf{0}\}$ .

Contributed by Robert Beezer Solution [404]

## Subsection SOL Solutions

**C19** Contributed by Robert Beezer Statement [401]

First compute the characteristic polynomial,

$$\begin{aligned}
 p_C(x) &= \det(C - xI_2) && \text{Definition CP [391]} \\
 &= \begin{vmatrix} -1-x & 2 \\ -6 & 6-x \end{vmatrix} \\
 &= (-1-x)(6-x) - (2)(-6) \\
 &= x^2 - 5x + 6 \\
 &= (x-3)(x-2)
 \end{aligned}$$

So the eigenvalues of  $C$  are the solutions to  $p_C(x) = 0$ , namely,  $\lambda = 2$  and  $\lambda = 3$ .

To obtain the eigenspaces, construct the appropriate singular matrices and find expressions for the null spaces of these matrices.

$$\begin{aligned}
 \lambda &= 2 \\
 C - (2)I_2 &= \begin{bmatrix} -3 & 2 \\ -6 & 4 \end{bmatrix} \xrightarrow{\text{RREF}} \begin{bmatrix} \boxed{1} & -\frac{2}{3} \\ 0 & 0 \end{bmatrix} \\
 \mathcal{E}_C(2) = \mathcal{N}(C - (2)I_2) &= \left\langle \left\{ \left[ \begin{array}{c} \frac{2}{3} \\ 1 \end{array} \right] \right\} \right\rangle = \left\langle \left\{ \left[ \begin{array}{c} 2 \\ 3 \end{array} \right] \right\} \right\rangle
 \end{aligned}$$

$$\begin{aligned}
 \lambda &= 3 \\
 C - (3)I_2 &= \begin{bmatrix} -4 & 2 \\ -6 & 3 \end{bmatrix} \xrightarrow{\text{RREF}} \begin{bmatrix} \boxed{1} & -\frac{1}{2} \\ 0 & 0 \end{bmatrix} \\
 \mathcal{E}_C(3) = \mathcal{N}(C - (3)I_2) &= \left\langle \left\{ \left[ \begin{array}{c} \frac{1}{2} \\ 1 \end{array} \right] \right\} \right\rangle = \left\langle \left\{ \left[ \begin{array}{c} 1 \\ 2 \end{array} \right] \right\} \right\rangle
 \end{aligned}$$

**C20** Contributed by Robert Beezer Statement [401]

The characteristic polynomial of  $B$  is

$$\begin{aligned}
 p_B(x) &= \det(B - xI_2) && \text{Definition CP [391]} \\
 &= \begin{vmatrix} -12-x & 30 \\ -5 & 13-x \end{vmatrix} \\
 &= (-12-x)(13-x) - (30)(-5) && \text{Theorem DMST [365]} \\
 &= x^2 - x - 6 \\
 &= (x-3)(x+2)
 \end{aligned}$$

From this we find eigenvalues  $\lambda = 3, -2$  with algebraic multiplicities  $\alpha_B(3) = 1$  and  $\alpha_B(-2) = 1$ .

For eigenvectors and geometric multiplicities, we study the null spaces of  $B - \lambda I_2$  (Theorem EMNS [392]).

$$\begin{aligned}
 \lambda &= 3 && B - 3I_2 = \begin{bmatrix} -15 & 30 \\ -5 & 10 \end{bmatrix} \xrightarrow{\text{RREF}} \begin{bmatrix} \boxed{1} & -2 \\ 0 & 0 \end{bmatrix} \\
 &&& \mathcal{E}_B(3) = \mathcal{N}(B - 3I_2) = \left\langle \left\{ \left[ \begin{array}{c} 2 \\ 1 \end{array} \right] \right\} \right\rangle
 \end{aligned}$$

$$\begin{aligned}
 \lambda &= -2 && B + 2I_2 = \begin{bmatrix} -10 & 30 \\ -5 & 15 \end{bmatrix} \xrightarrow{\text{RREF}} \begin{bmatrix} \boxed{1} & -3 \\ 0 & 0 \end{bmatrix}
 \end{aligned}$$

$$\mathcal{E}_B(-2) = \mathcal{N}(B + 2I_2) = \left\langle \left\{ \begin{bmatrix} 3 \\ 1 \end{bmatrix} \right\} \right\rangle$$

Each eigenspace has dimension one, so we have geometric multiplicities  $\gamma_B(3) = 1$  and  $\gamma_B(-2) = 1$ .

**C21** Contributed by Robert Beezer Statement [401]

If  $\lambda = 2$  is an eigenvalue of  $A$ , the matrix  $A - 2I_4$  will be singular, and its null space will be the eigenspace of  $A$ . So we form this matrix and row-reduce,

$$A - 2I_4 = \begin{bmatrix} 16 & -15 & 33 & -15 \\ -4 & 6 & -6 & 6 \\ -9 & 9 & -18 & 9 \\ 5 & -6 & 9 & -6 \end{bmatrix} \xrightarrow{\text{RREF}} \begin{bmatrix} \boxed{1} & 0 & 3 & 0 \\ 0 & \boxed{1} & 1 & 1 \\ 0 & 0 & 0 & 0 \\ 0 & 0 & 0 & 0 \end{bmatrix}$$

With two free variables, we know a basis of the null space (Theorem BNS [136]) will contain two vectors. Thus the null space of  $A - 2I_4$  has dimension two, and so the eigenspace of  $\lambda = 2$  has dimension two also (Theorem EMNS [392]),  $\gamma_A(2) = 2$ .

**C22** Contributed by Robert Beezer Statement [401]

The characteristic polynomial (Definition CP [391]) is

$$\begin{aligned} p_B(x) &= \det(B - xI_2) \\ &= \begin{vmatrix} 2-x & -1 \\ 1 & 1-x \end{vmatrix} \\ &= (2-x)(1-x) - (1)(-1) && \text{Theorem DMST [365]} \\ &= x^2 - 3x + 3 \\ &= \left(x - \frac{3 + \sqrt{3}i}{2}\right) \left(x - \frac{3 - \sqrt{3}i}{2}\right) \end{aligned}$$

where the factorization can be obtained by finding the roots of  $p_B(x) = 0$  with the quadratic equation. By Theorem EMRCP [391] the eigenvalues of  $B$  are the complex numbers  $\lambda_1 = \frac{3 + \sqrt{3}i}{2}$  and  $\lambda_2 = \frac{3 - \sqrt{3}i}{2}$ .

**M60** Contributed by Robert Beezer Statement [401]

Form the matrix  $C$  whose columns are  $\mathbf{x}$ ,  $A\mathbf{x}$ ,  $A^2\mathbf{x}$ ,  $A^3\mathbf{x}$ ,  $A^4\mathbf{x}$ ,  $A^5\mathbf{x}$  and row-reduce the matrix,

$$\begin{bmatrix} 0 & 6 & 32 & 102 & 320 & 966 \\ 8 & 10 & 24 & 58 & 168 & 490 \\ 2 & 12 & 50 & 156 & 482 & 1452 \\ 1 & -5 & -47 & -149 & -479 & -1445 \\ 2 & 12 & 50 & 156 & 482 & 1452 \end{bmatrix} \xrightarrow{\text{RREF}} \begin{bmatrix} \boxed{1} & 0 & 0 & -3 & -9 & -30 \\ 0 & \boxed{1} & 0 & 1 & 0 & 1 \\ 0 & 0 & \boxed{1} & 3 & 10 & 30 \\ 0 & 0 & 0 & 0 & 0 & 0 \\ 0 & 0 & 0 & 0 & 0 & 0 \end{bmatrix}$$

The simplest possible relation of linear dependence on the columns of  $C$  comes from using scalars  $\alpha_4 = 1$  and  $\alpha_5 = \alpha_6 = 0$  for the free variables in a solution to  $\mathcal{LS}(C, \mathbf{0})$ . The remainder of this solution is  $\alpha_1 = 3$ ,  $\alpha_2 = -1$ ,  $\alpha_3 = -3$ . This solution gives rise to the polynomial

$$p(x) = 3 - x - 3x^2 + x^3 = (x - 3)(x - 1)(x + 1)$$

which then has the property that  $p(A)\mathbf{x} = \mathbf{0}$ .

No matter how you choose to order the factors of  $p(x)$ , the value of  $k$  (in the language of Theorem EMHE [387] and Example CAEHW [389]) is  $k = 2$ . For each of the three possibilities, we list the resulting eigenvector and the associated eigenvalue:

$$(C - 3I_5)(C - I_5)\mathbf{z} = \begin{bmatrix} 8 \\ 8 \\ 8 \\ -24 \\ 8 \end{bmatrix} \quad \lambda = -1$$

$$(C - 3I_5)(C + I_5)\mathbf{z} = \begin{bmatrix} 20 \\ -20 \\ 20 \\ -40 \\ 20 \end{bmatrix} \quad \lambda = 1$$

$$(C + I_5)(C - I_5)\mathbf{z} = \begin{bmatrix} 32 \\ 16 \\ 48 \\ -48 \\ 48 \end{bmatrix} \quad \lambda = 3$$

Note that each of these eigenvectors can be simplified by an appropriate scalar multiple, but we have shown here the actual vector obtained by the product specified in the theorem.

**T10** Contributed by Robert Beezer Statement [401]

Suppose that  $\lambda$  is an eigenvalue of  $A$ . Then there is an eigenvector  $\mathbf{x}$ , such that  $A\mathbf{x} = \lambda\mathbf{x}$ . We have,

$$\begin{aligned} \lambda\mathbf{x} &= A\mathbf{x} && \mathbf{x} \text{ eigenvector of } A \\ &= A^2\mathbf{x} && A \text{ is idempotent} \\ &= A(A\mathbf{x}) \\ &= A(\lambda\mathbf{x}) && \mathbf{x} \text{ eigenvector of } A \\ &= \lambda(A\mathbf{x}) && \text{Theorem MMSMM [197]} \\ &= \lambda(\lambda\mathbf{x}) && \mathbf{x} \text{ eigenvector of } A \\ &= \lambda^2\mathbf{x} \end{aligned}$$

From this we get

$$\begin{aligned} \mathbf{0} &= \lambda^2\mathbf{x} - \lambda\mathbf{x} \\ &= (\lambda^2 - \lambda)\mathbf{x} && \text{Property DSAC [84]} \end{aligned}$$

Since  $\mathbf{x}$  is an eigenvector, it is nonzero, and Theorem SMEZV [280] leaves us with the conclusion that  $\lambda^2 - \lambda = 0$ , and the solutions to this quadratic polynomial equation in  $\lambda$  are  $\lambda = 0$  and  $\lambda = 1$ .

The matrix

$$\begin{bmatrix} 1 & 0 \\ 0 & 0 \end{bmatrix}$$

is idempotent (check this!) and since it is a diagonal matrix, its eigenvalues are the diagonal entries,  $\lambda = 0$  and  $\lambda = 1$ , so each of these possible values for an eigenvalue of an idempotent matrix actually occurs as an eigenvalue of some idempotent matrix. So we cannot state any stronger conclusion about the eigenvalues of an idempotent matrix, and we can say that this theorem is the “best possible.”

**T20** Contributed by Robert Beezer Statement [401]

This problem asks you to prove that two sets are equal, so use Definition SE [660].

First show that  $\{\mathbf{0}\} \subseteq \mathcal{E}_A(\lambda) \cap \mathcal{E}_A(\rho)$ . Choose  $\mathbf{x} \in \{\mathbf{0}\}$ . Then  $\mathbf{x} = \mathbf{0}$ . Eigenspaces are subspaces (Theorem EMS [392]), so both  $\mathcal{E}_A(\lambda)$  and  $\mathcal{E}_A(\rho)$  contain the zero vector, and therefore  $\mathbf{x} \in \mathcal{E}_A(\lambda) \cap \mathcal{E}_A(\rho)$  (Definition SI [661]).

To show that  $\mathcal{E}_A(\lambda) \cap \mathcal{E}_A(\rho) \subseteq \{\mathbf{0}\}$ , suppose that  $\mathbf{x} \in \mathcal{E}_A(\lambda) \cap \mathcal{E}_A(\rho)$ . Then  $\mathbf{x}$  is an eigenvector of  $A$  for both  $\lambda$  and  $\rho$  (Definition SI [661]) and so

$$\begin{aligned} \mathbf{x} &= 1\mathbf{x} && \text{Property O [273]} \\ &= \frac{1}{\lambda - \rho}(\lambda - \rho)\mathbf{x} && \lambda \neq \rho, \lambda - \rho \neq 0 \end{aligned}$$

$$\begin{aligned} &= \frac{1}{\lambda - \rho} (\lambda \mathbf{x} - \rho \mathbf{x}) \\ &= \frac{1}{\lambda - \rho} (A\mathbf{x} - A\mathbf{x}) \\ &= \frac{1}{\lambda - \rho} (\mathbf{0}) \\ &= \mathbf{0} \end{aligned}$$

Property DSAC [84]

 $\mathbf{x}$  eigenvector of  $A$  for  $\lambda, \rho$ 

Theorem ZVSM [279]

So  $\mathbf{x} = \mathbf{0}$ , and trivially,  $\mathbf{x} \in \{\mathbf{0}\}$ .



## Section PEE

# Properties of Eigenvalues and Eigenvectors

The previous section introduced eigenvalues and eigenvectors, and concentrated on their existence and determination. This section will be more about theorems, and the various properties eigenvalues and eigenvectors enjoy. Like a good 4 × 100 meter relay, we will lead-off with one of our better theorems and save the very best for the anchor leg.

### Theorem EDELI

#### Eigenvectors with Distinct Eigenvalues are Linearly Independent

Suppose that  $A$  is an  $n \times n$  square matrix and  $S = \{\mathbf{x}_1, \mathbf{x}_2, \mathbf{x}_3, \dots, \mathbf{x}_p\}$  is a set of eigenvectors with eigenvalues  $\lambda_1, \lambda_2, \lambda_3, \dots, \lambda_p$  such that  $\lambda_i \neq \lambda_j$  whenever  $i \neq j$ . Then  $S$  is a linearly independent set. □

**Proof** If  $p = 1$ , then the set  $S = \{\mathbf{x}_1\}$  is linearly independent since eigenvectors are nonzero (Definition EEM [384]), so assume for the remainder that  $p \geq 2$ .

We will prove this result by contradiction (Technique CD [668]). Suppose to the contrary that  $S$  is a linearly dependent set. Define  $S_i = \{\mathbf{x}_1, \mathbf{x}_2, \mathbf{x}_3, \dots, \mathbf{x}_i\}$  and let  $k$  be an integer such that  $S_{k-1} = \{\mathbf{x}_1, \mathbf{x}_2, \mathbf{x}_3, \dots, \mathbf{x}_{k-1}\}$  is linearly independent and  $S_k = \{\mathbf{x}_1, \mathbf{x}_2, \mathbf{x}_3, \dots, \mathbf{x}_k\}$  is linearly dependent. We have to ask if there is even such an integer  $k$ ? First, since eigenvectors are nonzero, the set  $\{\mathbf{x}_1\}$  is linearly independent. Since we are assuming that  $S = S_p$  is linearly dependent, there must be an integer  $k$ ,  $2 \leq k \leq p$ , where the sets  $S_i$  transition from linear independence to linear dependence (and stay that way). In other words,  $\mathbf{x}_k$  is the vector with the smallest index that is a linear combination of just vectors with smaller indices.

Since  $\{\mathbf{x}_1, \mathbf{x}_2, \mathbf{x}_3, \dots, \mathbf{x}_k\}$  is linearly dependent there are scalars,  $a_1, a_2, a_3, \dots, a_k$ , some non-zero (Definition LI [301]), so that

$$\mathbf{0} = a_1\mathbf{x}_1 + a_2\mathbf{x}_2 + a_3\mathbf{x}_3 + \dots + a_k\mathbf{x}_k$$

Then,

$\mathbf{0} = (A - \lambda_k I_n) \mathbf{0}$	Theorem ZVSM [279]
$= (A - \lambda_k I_n) (a_1\mathbf{x}_1 + a_2\mathbf{x}_2 + a_3\mathbf{x}_3 + \dots + a_k\mathbf{x}_k)$	Definition RLD [301]
$= (A - \lambda_k I_n) a_1\mathbf{x}_1 + (A - \lambda_k I_n) a_2\mathbf{x}_2 + \dots + (A - \lambda_k I_n) a_k\mathbf{x}_k$	Theorem MMDAA [196]
$= a_1 (A - \lambda_k I_n) \mathbf{x}_1 + a_2 (A - \lambda_k I_n) \mathbf{x}_2 + \dots + a_k (A - \lambda_k I_n) \mathbf{x}_k$	Theorem MMSMM [197]
$= a_1 (A\mathbf{x}_1 - \lambda_k I_n \mathbf{x}_1) + a_2 (A\mathbf{x}_2 - \lambda_k I_n \mathbf{x}_2) + \dots + a_k (A\mathbf{x}_k - \lambda_k I_n \mathbf{x}_k)$	Theorem MMDAA [196]
$= a_1 (A\mathbf{x}_1 - \lambda_k \mathbf{x}_1) + a_2 (A\mathbf{x}_2 - \lambda_k \mathbf{x}_2) + \dots + a_k (A\mathbf{x}_k - \lambda_k \mathbf{x}_k)$	Theorem MMIM [196]
$= a_1 (\lambda_1 \mathbf{x}_1 - \lambda_k \mathbf{x}_1) + a_2 (\lambda_2 \mathbf{x}_2 - \lambda_k \mathbf{x}_2) + \dots + a_k (\lambda_k \mathbf{x}_k - \lambda_k \mathbf{x}_k)$	Definition EEM [384]
$= a_1 (\lambda_1 - \lambda_k) \mathbf{x}_1 + a_2 (\lambda_2 - \lambda_k) \mathbf{x}_2 + \dots + a_k (\lambda_k - \lambda_k) \mathbf{x}_k$	Theorem MMDAA [196]
$= a_1 (\lambda_1 - \lambda_k) \mathbf{x}_1 + a_2 (\lambda_2 - \lambda_k) \mathbf{x}_2 + \dots + a_k (0) \mathbf{x}_k$	Property AICN [657]
$= a_1 (\lambda_1 - \lambda_k) \mathbf{x}_1 + a_2 (\lambda_2 - \lambda_k) \mathbf{x}_2 + \dots + a_{k-1} (\lambda_{k-1} - \lambda_k) \mathbf{x}_{k-1} + \mathbf{0}$	Theorem ZSSM [279]
$= a_1 (\lambda_1 - \lambda_k) \mathbf{x}_1 + a_2 (\lambda_2 - \lambda_k) \mathbf{x}_2 + \dots + a_{k-1} (\lambda_{k-1} - \lambda_k) \mathbf{x}_{k-1}$	Property Z [272]

This is a relation of linear dependence on the linearly independent set  $\{\mathbf{x}_1, \mathbf{x}_2, \mathbf{x}_3, \dots, \mathbf{x}_{k-1}\}$ , so the scalars must all be zero. That is,  $a_i (\lambda_i - \lambda_k) = 0$  for  $1 \leq i \leq k - 1$ . However, we have the hypothesis that the eigenvalues are distinct, so  $\lambda_i \neq \lambda_k$  for  $1 \leq i \leq k - 1$ . Thus  $a_i = 0$  for  $1 \leq i \leq k - 1$ .

This reduces the original relation of linear dependence on  $\{\mathbf{x}_1, \mathbf{x}_2, \mathbf{x}_3, \dots, \mathbf{x}_k\}$  to the simpler equation  $a_k \mathbf{x}_k = \mathbf{0}$ . By Theorem SMEZV [280] we conclude that  $a_k = 0$  or  $\mathbf{x}_k = \mathbf{0}$ . Eigenvectors are never the zero vector (Definition EEM [384]), so  $a_k = 0$ . So all of the scalars  $a_i$ ,  $1 \leq i \leq k$  are zero, contradicting their introduction as the scalars creating a nontrivial relation of linear dependence on

the set  $\{\mathbf{x}_1, \mathbf{x}_2, \mathbf{x}_3, \dots, \mathbf{x}_k\}$ . With a contradiction in hand, we conclude that  $S$  must be linearly independent. ■

There is a simple connection between the eigenvalues of a matrix and whether or not the matrix is nonsingular.

**Theorem SMZE**  
**Singular Matrices have Zero Eigenvalues**

Suppose  $A$  is a square matrix. Then  $A$  is singular if and only if  $\lambda = 0$  is an eigenvalue of  $A$ . □

**Proof** We have the following equivalences:

$A$ is singular	$\iff$ there exists $\mathbf{x} \neq \mathbf{0}$ , $A\mathbf{x} = \mathbf{0}$	Definition NSM [62]
	$\iff$ there exists $\mathbf{x} \neq \mathbf{0}$ , $A\mathbf{x} = 0\mathbf{x}$	Theorem ZSSM [279]
	$\iff \lambda = 0$ is an eigenvalue of $A$	Definition EEM [384]

■

With an equivalence about singular matrices we can update our list of equivalences about nonsingular matrices.

**Theorem NME8**  
**Nonsingular Matrix Equivalences, Round 8**

Suppose that  $A$  is a square matrix of size  $n$ . The following are equivalent.

1.  $A$  is nonsingular.
2.  $A$  row-reduces to the identity matrix.
3. The null space of  $A$  contains only the zero vector,  $\mathcal{N}(A) = \{\mathbf{0}\}$ .
4. The linear system  $\mathcal{LS}(A, \mathbf{b})$  has a unique solution for every possible choice of  $\mathbf{b}$ .
5. The columns of  $A$  are a linearly independent set.
6.  $A$  is invertible.
7. The column space of  $A$  is  $\mathbb{C}^n$ ,  $\mathcal{C}(A) = \mathbb{C}^n$ .
8. The columns of  $A$  are a basis for  $\mathbb{C}^n$ .
9. The rank of  $A$  is  $n$ ,  $r(A) = n$ .
10. The nullity of  $A$  is zero,  $n(A) = 0$ .
11. The determinant of  $A$  is nonzero,  $\det(A) \neq 0$ .
12.  $\lambda = 0$  is not an eigenvalue of  $A$ .

□

**Proof** The equivalence of the first and last statements is the contrapositive of Theorem SMZE [407], so we are able to improve on Theorem NME7 [379]. ■

Certain changes to a matrix change its eigenvalues in a predictable way.

**Theorem ESMM**  
**Eigenvalues of a Scalar Multiple of a Matrix**

Suppose  $A$  is a square matrix and  $\lambda$  is an eigenvalue of  $A$ . Then  $\alpha\lambda$  is an eigenvalue of  $\alpha A$ . □

**Proof** Let  $\mathbf{x} \neq \mathbf{0}$  be one eigenvector of  $A$  for  $\lambda$ . Then

$(\alpha A)\mathbf{x} = \alpha(A\mathbf{x})$	Theorem MMSMM [197]
$= \alpha(\lambda\mathbf{x})$	$\mathbf{x}$ eigenvector of $A$

$$= (\alpha\lambda) \mathbf{x} \quad \text{Property SMAC [84]}$$

So  $\mathbf{x} \neq \mathbf{0}$  is an eigenvector of  $\alpha A$  for the eigenvalue  $\alpha\lambda$ . ■

Unfortunately, there are not parallel theorems about the sum or product of arbitrary matrices. But we can prove a similar result for powers of a matrix.

**Theorem EOMP**

**Eigenvalues Of Matrix Powers**

Suppose  $A$  is a square matrix,  $\lambda$  is an eigenvalue of  $A$ , and  $s \geq 0$  is an integer. Then  $\lambda^s$  is an eigenvalue of  $A^s$ . □

**Proof** Let  $\mathbf{x} \neq \mathbf{0}$  be one eigenvector of  $A$  for  $\lambda$ . Suppose  $A$  has size  $n$ . Then we proceed by induction on  $s$  (Technique I [670]). First, for  $s = 0$ ,

$$\begin{aligned} A^s \mathbf{x} &= A^0 \mathbf{x} \\ &= I_n \mathbf{x} \\ &= \mathbf{x} && \text{Theorem MMIM [196]} \\ &= 1 \mathbf{x} && \text{Property OC [84]} \\ &= \lambda^0 \mathbf{x} \\ &= \lambda^s \mathbf{x} \end{aligned}$$

So  $\lambda^s$  is an eigenvalue of  $A^s$  in this special case. If we assume the theorem is true for  $s$ , then we find

$$\begin{aligned} A^{s+1} \mathbf{x} &= A^s A \mathbf{x} \\ &= A^s (\lambda \mathbf{x}) && \mathbf{x} \text{ eigenvector of } A \text{ for } \lambda \\ &= \lambda (A^s \mathbf{x}) && \text{Theorem MMSMM [197]} \\ &= \lambda (\lambda^s \mathbf{x}) && \text{Induction hypothesis} \\ &= (\lambda \lambda^s) \mathbf{x} && \text{Property SMAC [84]} \\ &= \lambda^{s+1} \mathbf{x} \end{aligned}$$

So  $\mathbf{x} \neq \mathbf{0}$  is an eigenvector of  $A^{s+1}$  for  $\lambda^{s+1}$ , and induction tells us the theorem is true for all  $s \geq 0$ . ■

While we cannot prove that the sum of two arbitrary matrices behaves in any reasonable way with regard to eigenvalues, we can work with the sum of dissimilar powers of the *same* matrix. We have already seen two connections between eigenvalues and polynomials, in the proof of Theorem EMHE [387] and the characteristic polynomial (Definition CP [391]). Our next theorem strengthens this connection.

**Theorem EPM**

**Eigenvalues of the Polynomial of a Matrix**

Suppose  $A$  is a square matrix and  $\lambda$  is an eigenvalue of  $A$ . Let  $q(x)$  be a polynomial in the variable  $x$ . Then  $q(\lambda)$  is an eigenvalue of the matrix  $q(A)$ . □

**Proof** Let  $\mathbf{x} \neq \mathbf{0}$  be one eigenvector of  $A$  for  $\lambda$ , and write  $q(x) = a_0 + a_1x + a_2x^2 + \dots + a_mx^m$ . Then

$$\begin{aligned} q(A)\mathbf{x} &= (a_0A^0 + a_1A^1 + a_2A^2 + \dots + a_mA^m) \mathbf{x} \\ &= (a_0A^0)\mathbf{x} + (a_1A^1)\mathbf{x} + (a_2A^2)\mathbf{x} + \dots + (a_mA^m)\mathbf{x} && \text{Theorem MMDAA [196]} \\ &= a_0(A^0\mathbf{x}) + a_1(A^1\mathbf{x}) + a_2(A^2\mathbf{x}) + \dots + a_m(A^m\mathbf{x}) && \text{Theorem MMSMM [197]} \\ &= a_0(\lambda^0\mathbf{x}) + a_1(\lambda^1\mathbf{x}) + a_2(\lambda^2\mathbf{x}) + \dots + a_m(\lambda^m\mathbf{x}) && \text{Theorem EOMP [408]} \\ &= (a_0\lambda^0)\mathbf{x} + (a_1\lambda^1)\mathbf{x} + (a_2\lambda^2)\mathbf{x} + \dots + (a_m\lambda^m)\mathbf{x} && \text{Property SMAC [84]} \end{aligned}$$

$$\begin{aligned}
 &= (a_0\lambda^0 + a_1\lambda^1 + a_2\lambda^2 + \cdots + a_m\lambda^m) \mathbf{x} && \text{Property DSAC [84]} \\
 &= q(\lambda)\mathbf{x}
 \end{aligned}$$

So  $\mathbf{x} \neq \mathbf{0}$  is an eigenvector of  $q(A)$  for the eigenvalue  $q(\lambda)$ . ■

### Example BDE

#### Building desired eigenvalues

In Example ESMS4 [395] the  $4 \times 4$  symmetric matrix

$$C = \begin{bmatrix} 1 & 0 & 1 & 1 \\ 0 & 1 & 1 & 1 \\ 1 & 1 & 1 & 0 \\ 1 & 1 & 0 & 1 \end{bmatrix}$$

is shown to have the three eigenvalues  $\lambda = 3, 1, -1$ . Suppose we wanted a  $4 \times 4$  matrix that has the three eigenvalues  $\lambda = 4, 0, -2$ . We can employ Theorem EPM [408] by finding a polynomial that converts 3 to 4, 1 to 0, and  $-1$  to  $-2$ . Such a polynomial is called an **interpolating polynomial**, and in this example we can use

$$r(x) = \frac{1}{4}x^2 + x - \frac{5}{4}$$

We will not discuss how to concoct this polynomial, but a text on numerical analysis should provide the details or see Section CF [814]. For now, simply verify that  $r(3) = 4$ ,  $r(1) = 0$  and  $r(-1) = -2$ .

Now compute

$$\begin{aligned}
 r(C) &= \frac{1}{4}C^2 + C - \frac{5}{4}I_4 \\
 &= \frac{1}{4} \begin{bmatrix} 3 & 2 & 2 & 2 \\ 2 & 3 & 2 & 2 \\ 2 & 2 & 3 & 2 \\ 2 & 2 & 2 & 3 \end{bmatrix} + \begin{bmatrix} 1 & 0 & 1 & 1 \\ 0 & 1 & 1 & 1 \\ 1 & 1 & 1 & 0 \\ 1 & 1 & 0 & 1 \end{bmatrix} - \frac{5}{4} \begin{bmatrix} 1 & 0 & 0 & 0 \\ 0 & 1 & 0 & 0 \\ 0 & 0 & 1 & 0 \\ 0 & 0 & 0 & 1 \end{bmatrix} \\
 &= \frac{1}{2} \begin{bmatrix} 1 & 1 & 3 & 3 \\ 1 & 1 & 3 & 3 \\ 3 & 3 & 1 & 1 \\ 3 & 3 & 1 & 1 \end{bmatrix}
 \end{aligned}$$

Theorem EPM [408] tells us that if  $r(x)$  transforms the eigenvalues in the desired manner, then  $r(C)$  will have the desired eigenvalues. You can check this by computing the eigenvalues of  $r(C)$  directly. Furthermore, notice that the multiplicities are the same, and the eigenspaces of  $C$  and  $r(C)$  are identical. ☒

Inverses and transposes also behave predictably with regard to their eigenvalues.

### Theorem EIM

#### Eigenvalues of the Inverse of a Matrix

Suppose  $A$  is a square nonsingular matrix and  $\lambda$  is an eigenvalue of  $A$ . Then  $\frac{1}{\lambda}$  is an eigenvalue of the matrix  $A^{-1}$ . □

**Proof** Notice that since  $A$  is assumed nonsingular,  $A^{-1}$  exists by Theorem NI [222], but more importantly,  $\frac{1}{\lambda}$  does not involve division by zero since Theorem SMZE [407] prohibits this possibility.

Let  $\mathbf{x} \neq \mathbf{0}$  be one eigenvector of  $A$  for  $\lambda$ . Suppose  $A$  has size  $n$ . Then

$$\begin{aligned}
 A^{-1}\mathbf{x} &= A^{-1}(1\mathbf{x}) && \text{Property OC [84]} \\
 &= A^{-1}\left(\frac{1}{\lambda}\lambda\mathbf{x}\right) && \text{Property MICN [657]} \\
 &= \frac{1}{\lambda}A^{-1}(\lambda\mathbf{x}) && \text{Theorem MMSMM [197]} \\
 &= \frac{1}{\lambda}A^{-1}(A\mathbf{x}) && \text{Definition EEM [384]}
 \end{aligned}$$

$$\begin{aligned}
 &= \frac{1}{\lambda}(A^{-1}A)\mathbf{x} && \text{Theorem MMA [197]} \\
 &= \frac{1}{\lambda}I_n\mathbf{x} && \text{Definition MI [207]} \\
 &= \frac{1}{\lambda}\mathbf{x} && \text{Theorem MMIM [196]}
 \end{aligned}$$

So  $\mathbf{x} \neq 0$  is an eigenvector of  $A^{-1}$  for the eigenvalue  $\frac{1}{\lambda}$ . ■

The theorems above have a similar style to them, a style you should consider using when confronted with a need to prove a theorem about eigenvalues and eigenvectors. So far we have been able to reserve the characteristic polynomial for strictly computational purposes. However, the next theorem, whose statement resembles the preceding theorems, has an easier proof if we employ the characteristic polynomial and results about determinants.

**Theorem ETM**  
**Eigenvalues of the Transpose of a Matrix**

Suppose  $A$  is a square matrix and  $\lambda$  is an eigenvalue of  $A$ . Then  $\lambda$  is an eigenvalue of the matrix  $A^t$ . □

**Proof** Suppose  $A$  has size  $n$ . Then

$$\begin{aligned}
 p_A(x) &= \det(A - xI_n) && \text{Definition CP [391]} \\
 &= \det((A - xI_n)^t) && \text{Theorem DT [367]} \\
 &= \det(A^t - (xI_n)^t) && \text{Theorem TMA [182]} \\
 &= \det(A^t - xI_n^t) && \text{Theorem TMSM [182]} \\
 &= \det(A^t - xI_n) && \text{Definition IM [70]} \\
 &= p_{A^t}(x) && \text{Definition CP [391]}
 \end{aligned}$$

So  $A$  and  $A^t$  have the same characteristic polynomial, and by Theorem EMRCP [391], their eigenvalues are identical and have equal algebraic multiplicities. Notice that what we have proved here is a bit stronger than the stated conclusion in the theorem. ■

If a matrix has only real entries, then the computation of the characteristic polynomial (Definition CP [391]) will result in a polynomial with coefficients that are real numbers. Complex numbers could result as roots of this polynomial, but they are roots of quadratic factors with real coefficients, and as such, come in conjugate pairs. The next theorem proves this, and a bit more, without mentioning the characteristic polynomial.

**Theorem ERMCP**  
**Eigenvalues of Real Matrices come in Conjugate Pairs**

Suppose  $A$  is a square matrix with real entries and  $\mathbf{x}$  is an eigenvector of  $A$  for the eigenvalue  $\lambda$ . Then  $\bar{\mathbf{x}}$  is an eigenvector of  $A$  for the eigenvalue  $\bar{\lambda}$ . □

**Proof**

$$\begin{aligned}
 A\bar{\mathbf{x}} &= \overline{A\mathbf{x}} && A \text{ has real entries} \\
 &= \overline{\lambda\mathbf{x}} && \text{Theorem MMCC [198]} \\
 &= \overline{\lambda}\bar{\mathbf{x}} && \mathbf{x} \text{ eigenvector of } A \\
 &= \bar{\lambda}\bar{\mathbf{x}} && \text{Theorem CRSM [163]}
 \end{aligned}$$

So  $\bar{\mathbf{x}}$  is an eigenvector of  $A$  for the eigenvalue  $\bar{\lambda}$ . ■

This phenomenon is amply illustrated in Example CEMS6 [396], where the four complex eigenvalues come in two pairs, and the two basis vectors of the eigenspaces are complex conjugates of each other. Theorem ERMCP [410] can be a time-saver for computing eigenvalues and eigenvectors of real matrices with complex eigenvalues, since the conjugate eigenvalue and eigenspace can be inferred from the theorem rather than computed.

## Subsection ME

### Multiplicities of Eigenvalues

A polynomial of degree  $n$  will have exactly  $n$  roots. From this fact about polynomial equations we can say more about the algebraic multiplicities of eigenvalues.

#### Theorem DCP

##### Degree of the Characteristic Polynomial

Suppose that  $A$  is a square matrix of size  $n$ . Then the characteristic polynomial of  $A$ ,  $p_A(x)$ , has degree  $n$ .  $\square$

**Proof** We will prove a more general result by induction (Technique I [670]). Then the theorem will be true as a special case. We will carefully state this result as a proposition indexed by  $m$ ,  $m \geq 1$ .

$P(m)$ : Suppose that  $A$  is an  $m \times m$  matrix whose entries are complex numbers or linear polynomials in the variable  $x$  of the form  $c - x$ , where  $c$  is a complex number. Suppose further that there are exactly  $k$  entries that contain  $x$  and that no row or column contains more than one such entry. Then, when  $k = m$ ,  $\det(A)$  is a polynomial in  $x$  of degree  $m$ , with leading coefficient  $\pm 1$ , and when  $k < m$ ,  $\det(A)$  is a polynomial in  $x$  of degree  $k$  or less.

Base Case: Suppose  $A$  is a  $1 \times 1$  matrix. Then its determinant is equal to the lone entry (Definition DM [364]). When  $k = m = 1$ , the entry is of the form  $c - x$ , a polynomial in  $x$  of degree  $m = 1$  with leading coefficient  $-1$ . When  $k < m$ , then  $k = 0$  and the entry is simply a complex number, a polynomial of degree  $0 \leq k$ . So  $P(1)$  is true.

Induction Step: Assume  $P(m)$  is true, and that  $A$  is an  $(m + 1) \times (m + 1)$  matrix with  $k$  entries of the form  $c - x$ . There are two cases to consider.

Suppose  $k = m + 1$ . Then every row and every column will contain an entry of the form  $c - x$ . Suppose that for the first row, this entry is in column  $t$ . Compute the determinant of  $A$  by an expansion about this first row (Definition DM [364]). The term associated with entry  $t$  of this row will be of the form

$$(c - x)(-1)^{1+t} \det(A(1|t))$$

The submatrix  $A(1|t)$  is an  $m \times m$  matrix with  $k = m$  terms of the form  $c - x$ , no more than one per row or column. By the induction hypothesis,  $\det(A(1|t))$  will be a polynomial in  $x$  of degree  $m$  with coefficient  $\pm 1$ . So this entire term is then a polynomial of degree  $m + 1$  with leading coefficient  $\pm 1$ .

The remaining terms (which constitute the sum that is the determinant of  $A$ ) are products of complex numbers from the first row with cofactors built from submatrices that lack the first row of  $A$  and lack some column of  $A$ , other than column  $t$ . As such, these submatrices are  $m \times m$  matrices with  $k = m - 1 < m$  entries of the form  $c - x$ , no more than one per row or column. Applying the induction hypothesis, we see that these terms are polynomials in  $x$  of degree  $m - 1$  or less. Adding the single term from the entry in column  $t$  with all these others, we see that  $\det(A)$  is a polynomial in  $x$  of degree  $m + 1$  and leading coefficient  $\pm 1$ .

The second case occurs when  $k < m + 1$ . Now there is a row of  $A$  that does not contain an entry of the form  $c - x$ . We consider the determinant of  $A$  by expanding about this row (Theorem DER [366]), whose entries are all complex numbers. The cofactors employed are built from submatrices that are  $m \times m$  matrices with either  $k$  or  $k - 1$  entries of the form  $c - x$ , no more than one per row or column. In either case,  $k \leq m$ , and we can apply the induction hypothesis to see that the determinants computed for the cofactors are all polynomials of degree  $k$  or less. Summing these contributions to the determinant of  $A$  yields a polynomial in  $x$  of degree  $k$  or less, as desired.

Definition CP [391] tells us that the characteristic polynomial of an  $n \times n$  matrix is the determinant of a matrix having exactly  $n$  entries of the form  $c - x$ , no more than one per row or column. As such we can apply  $P(n)$  to see that the characteristic polynomial has degree  $n$ .  $\blacksquare$

#### Theorem NEM

##### Number of Eigenvalues of a Matrix

Suppose that  $A$  is a square matrix of size  $n$  with distinct eigenvalues  $\lambda_1, \lambda_2, \lambda_3, \dots, \lambda_k$ . Then

$$\sum_{i=1}^k \alpha_A(\lambda_i) = n$$

□

**Proof** By the definition of the algebraic multiplicity (Definition AME [394]), we can factor the characteristic polynomial as

$$p_A(x) = c(x - \lambda_1)^{\alpha_A(\lambda_1)}(x - \lambda_2)^{\alpha_A(\lambda_2)}(x - \lambda_3)^{\alpha_A(\lambda_3)} \dots (x - \lambda_k)^{\alpha_A(\lambda_k)}$$

where  $c$  is a nonzero constant. (We could prove that  $c = (-1)^n$ , but we do not need that specificity right now. See Exercise PEE.T30 [416]) The left-hand side is a polynomial of degree  $n$  by Theorem DCP [411] and the right-hand side is a polynomial of degree  $\sum_{i=1}^k \alpha_A(\lambda_i)$ . So the equality of the polynomials' degrees gives the equality  $\sum_{i=1}^k \alpha_A(\lambda_i) = n$ . ■

### Theorem ME Multiplicities of an Eigenvalue

Suppose that  $A$  is a square matrix of size  $n$  and  $\lambda$  is an eigenvalue. Then

$$1 \leq \gamma_A(\lambda) \leq \alpha_A(\lambda) \leq n$$

□

**Proof** Since  $\lambda$  is an eigenvalue of  $A$ , there is an eigenvector of  $A$  for  $\lambda$ ,  $\mathbf{x}$ . Then  $\mathbf{x} \in \mathcal{E}_A(\lambda)$ , so  $\gamma_A(\lambda) \geq 1$ , since we can extend  $\{\mathbf{x}\}$  into a basis of  $\mathcal{E}_A(\lambda)$  (Theorem ELIS [345]).

To show that  $\gamma_A(\lambda) \leq \alpha_A(\lambda)$  is the most involved portion of this proof. To this end, let  $g = \gamma_A(\lambda)$  and let  $\mathbf{x}_1, \mathbf{x}_2, \mathbf{x}_3, \dots, \mathbf{x}_g$  be a basis for the eigenspace of  $\lambda$ ,  $\mathcal{E}_A(\lambda)$ . Construct another  $n - g$  vectors,  $\mathbf{y}_1, \mathbf{y}_2, \mathbf{y}_3, \dots, \mathbf{y}_{n-g}$ , so that

$$\{\mathbf{x}_1, \mathbf{x}_2, \mathbf{x}_3, \dots, \mathbf{x}_g, \mathbf{y}_1, \mathbf{y}_2, \mathbf{y}_3, \dots, \mathbf{y}_{n-g}\}$$

is a basis of  $\mathbb{C}^n$ . This can be done by repeated applications of Theorem ELIS [345]. Finally, define a matrix  $S$  by

$$S = [\mathbf{x}_1 | \mathbf{x}_2 | \mathbf{x}_3 | \dots | \mathbf{x}_g | \mathbf{y}_1 | \mathbf{y}_2 | \mathbf{y}_3 | \dots | \mathbf{y}_{n-g}] = [\mathbf{x}_1 | \mathbf{x}_2 | \mathbf{x}_3 | \dots | \mathbf{x}_g | R]$$

where  $R$  is an  $n \times (n - g)$  matrix whose columns are  $\mathbf{y}_1, \mathbf{y}_2, \mathbf{y}_3, \dots, \mathbf{y}_{n-g}$ . The columns of  $S$  are linearly independent by design, so  $S$  is nonsingular (Theorem NMLIC [134]) and therefore invertible (Theorem NI [222]). Then,

$$\begin{aligned} [\mathbf{e}_1 | \mathbf{e}_2 | \mathbf{e}_3 | \dots | \mathbf{e}_n] &= I_n \\ &= S^{-1}S \\ &= S^{-1}[\mathbf{x}_1 | \mathbf{x}_2 | \mathbf{x}_3 | \dots | \mathbf{x}_g | R] \\ &= [S^{-1}\mathbf{x}_1 | S^{-1}\mathbf{x}_2 | S^{-1}\mathbf{x}_3 | \dots | S^{-1}\mathbf{x}_g | S^{-1}R] \end{aligned}$$

So

$$S^{-1}\mathbf{x}_i = \mathbf{e}_i \quad 1 \leq i \leq g \tag{*}$$

Preparations in place, we compute the characteristic polynomial of  $A$ ,

$$\begin{aligned} p_A(x) &= \det(A - xI_n) && \text{Definition CP [391]} \\ &= 1 \det(A - xI_n) && \text{Property OCN [657]} \\ &= \det(I_n) \det(A - xI_n) && \text{Definition DM [364]} \\ &= \det(S^{-1}S) \det(A - xI_n) && \text{Definition MI [207]} \\ &= \det(S^{-1}) \det(S) \det(A - xI_n) && \text{Theorem DRMM [380]} \end{aligned}$$

$$\begin{aligned}
 &= \det(S^{-1}) \det(A - xI_n) \det(S) && \text{Property CMCN [656]} \\
 &= \det(S^{-1}(A - xI_n)S) && \text{Theorem DRMM [380]} \\
 &= \det(S^{-1}AS - S^{-1}xI_nS) && \text{Theorem MMDAA [196]} \\
 &= \det(S^{-1}AS - xS^{-1}I_nS) && \text{Theorem MMSMM [197]} \\
 &= \det(S^{-1}AS - xS^{-1}S) && \text{Theorem MMIM [196]} \\
 &= \det(S^{-1}AS - xI_n) && \text{Definition MI [207]} \\
 &= p_{S^{-1}AS}(x) && \text{Definition CP [391]}
 \end{aligned}$$

What can we learn then about the matrix  $S^{-1}AS$ ?

$$\begin{aligned}
 S^{-1}AS &= S^{-1}A[\mathbf{x}_1|\mathbf{x}_2|\mathbf{x}_3|\dots|\mathbf{x}_g|R] \\
 &= S^{-1}[A\mathbf{x}_1|A\mathbf{x}_2|A\mathbf{x}_3|\dots|A\mathbf{x}_g|AR] && \text{Definition MM [193]} \\
 &= S^{-1}[\lambda\mathbf{x}_1|\lambda\mathbf{x}_2|\lambda\mathbf{x}_3|\dots|\lambda\mathbf{x}_g|AR] && \text{Definition EEM [384]} \\
 &= [S^{-1}\lambda\mathbf{x}_1|S^{-1}\lambda\mathbf{x}_2|S^{-1}\lambda\mathbf{x}_3|\dots|S^{-1}\lambda\mathbf{x}_g|S^{-1}AR] && \text{Definition MM [193]} \\
 &= [\lambda S^{-1}\mathbf{x}_1|\lambda S^{-1}\mathbf{x}_2|\lambda S^{-1}\mathbf{x}_3|\dots|\lambda S^{-1}\mathbf{x}_g|S^{-1}AR] && \text{Theorem MMSMM [197]} \\
 &= [\lambda\mathbf{e}_1|\lambda\mathbf{e}_2|\lambda\mathbf{e}_3|\dots|\lambda\mathbf{e}_g|S^{-1}AR] && S^{-1}S = I_n, \text{ (*) above}
 \end{aligned}$$

Now imagine computing the characteristic polynomial of  $A$  by computing the characteristic polynomial of  $S^{-1}AS$  using the form just obtained. The first  $g$  columns of  $S^{-1}AS$  are all zero, save for a  $\lambda$  on the diagonal. So if we compute the determinant by expanding about the first column, successively, we will get successive factors of  $(\lambda - x)$ . More precisely, let  $T$  be the square matrix of size  $n - g$  that is formed from the last  $n - g$  rows and last  $n - g$  columns of  $S^{-1}AR$ . Then

$$p_A(x) = p_{S^{-1}AS}(x) = (\lambda - x)^g p_T(x).$$

This says that  $(x - \lambda)$  is a factor of the characteristic polynomial *at least*  $g$  times, so the algebraic multiplicity of  $\lambda$  as an eigenvalue of  $A$  is greater than or equal to  $g$  (Definition AME [394]). In other words,

$$\gamma_A(\lambda) = g \leq \alpha_A(\lambda)$$

as desired.

Theorem NEM [411] says that the sum of the algebraic multiplicities for *all* the eigenvalues of  $A$  is equal to  $n$ . Since the algebraic multiplicity is a positive quantity, no single algebraic multiplicity can exceed  $n$  without the sum of all of the algebraic multiplicities doing the same. ■

### Theorem MNEM

#### Maximum Number of Eigenvalues of a Matrix

Suppose that  $A$  is a square matrix of size  $n$ . Then  $A$  cannot have more than  $n$  distinct eigenvalues. □

**Proof** Suppose that  $A$  has  $k$  distinct eigenvalues,  $\lambda_1, \lambda_2, \lambda_3, \dots, \lambda_k$ . Then

$$\begin{aligned}
 k &= \sum_{i=1}^k 1 \\
 &\leq \sum_{i=1}^k \alpha_A(\lambda_i) && \text{Theorem ME [412]} \\
 &= n && \text{Theorem NEM [411]}
 \end{aligned}$$

■



## Subsection EHM

### Eigenvalues of Hermitian Matrices

Recall that a matrix is Hermitian (or self-adjoint) if  $A = A^*$  (Definition HM [200]). In the case where  $A$  is a matrix whose entries are all real numbers, being Hermitian is identical to being symmetric (Definition SYM [181]). Keep this in mind as you read the next two theorems. Their hypotheses could be changed to “suppose  $A$  is a real symmetric matrix.”

#### Theorem HMRE

##### Hermitian Matrices have Real Eigenvalues

Suppose that  $A$  is a Hermitian matrix and  $\lambda$  is an eigenvalue of  $A$ . Then  $\lambda \in \mathbb{R}$ .  $\square$

**Proof** Let  $\mathbf{x} \neq \mathbf{0}$  be one eigenvector of  $A$  for the eigenvalue  $\lambda$ . Then by Theorem PIP [168] we know  $\langle \mathbf{x}, \mathbf{x} \rangle \neq 0$ . So

$$\begin{aligned}
 \lambda &= \frac{1}{\langle \mathbf{x}, \mathbf{x} \rangle} \lambda \langle \mathbf{x}, \mathbf{x} \rangle && \text{Property MICN [657]} \\
 &= \frac{1}{\langle \mathbf{x}, \mathbf{x} \rangle} \langle \lambda \mathbf{x}, \mathbf{x} \rangle && \text{Theorem IPSM [165]} \\
 &= \frac{1}{\langle \mathbf{x}, \mathbf{x} \rangle} \langle A\mathbf{x}, \mathbf{x} \rangle && \text{Definition EEM [384]} \\
 &= \frac{1}{\langle \mathbf{x}, \mathbf{x} \rangle} \langle \mathbf{x}, A\mathbf{x} \rangle && \text{Theorem HMIP [201]} \\
 &= \frac{1}{\langle \mathbf{x}, \mathbf{x} \rangle} \langle \mathbf{x}, \lambda \mathbf{x} \rangle && \text{Definition EEM [384]} \\
 &= \frac{1}{\langle \mathbf{x}, \mathbf{x} \rangle} \bar{\lambda} \langle \mathbf{x}, \mathbf{x} \rangle && \text{Theorem IPSM [165]} \\
 &= \bar{\lambda} && \text{Property MICN [657]}
 \end{aligned}$$

If a complex number is equal to its conjugate, then it has a complex part equal to zero, and therefore is a real number.  $\blacksquare$

Notice the appealing symmetry to the justifications given for the steps of this proof. In the center is the ability to pitch a Hermitian matrix from one side of the inner product to the other.

Look back and compare Example ESMS4 [395] and Example CEMS6 [396]. In Example CEMS6 [396] the matrix has only real entries, yet the characteristic polynomial has roots that are complex numbers, and so the matrix has complex eigenvalues. However, in Example ESMS4 [395], the matrix has only real entries, but is also symmetric, and hence Hermitian. So by Theorem HMRE [414], we were guaranteed eigenvalues that are real numbers.

In many physical problems, a matrix of interest will be real and symmetric, or Hermitian. Then if the eigenvalues are to represent physical quantities of interest, Theorem HMRE [414] guarantees that these values will not be complex numbers.

The eigenvectors of a Hermitian matrix also enjoy a pleasing property that we will exploit later.

#### Theorem HMOE

##### Hermitian Matrices have Orthogonal Eigenvectors

Suppose that  $A$  is a Hermitian matrix and  $\mathbf{x}$  and  $\mathbf{y}$  are two eigenvectors of  $A$  for different eigenvalues. Then  $\mathbf{x}$  and  $\mathbf{y}$  are orthogonal vectors.  $\square$

**Proof** Let  $\mathbf{x}$  be an eigenvector of  $A$  for  $\lambda$  and let  $\mathbf{y}$  be an eigenvector of  $A$  for a different eigenvalue  $\rho$ . So we have  $\lambda - \rho \neq 0$ . Then

$$\begin{aligned}
 \langle \mathbf{x}, \mathbf{y} \rangle &= \frac{1}{\lambda - \rho} (\lambda - \rho) \langle \mathbf{x}, \mathbf{y} \rangle && \text{Property MICN [657]} \\
 &= \frac{1}{\lambda - \rho} (\lambda \langle \mathbf{x}, \mathbf{y} \rangle - \rho \langle \mathbf{x}, \mathbf{y} \rangle) && \text{Property MICN [657]}
 \end{aligned}$$

$$\begin{aligned}
&= \frac{1}{\lambda - \rho} (\langle \lambda \mathbf{x}, \mathbf{y} \rangle - \langle \mathbf{x}, \bar{\rho} \mathbf{y} \rangle) && \text{Theorem IPSM [165]} \\
&= \frac{1}{\lambda - \rho} (\langle \lambda \mathbf{x}, \mathbf{y} \rangle - \langle \mathbf{x}, \rho \mathbf{y} \rangle) && \text{Theorem HMRE [414]} \\
&= \frac{1}{\lambda - \rho} (\langle A\mathbf{x}, \mathbf{y} \rangle - \langle \mathbf{x}, A\mathbf{y} \rangle) && \text{Definition EEM [384]} \\
&= \frac{1}{\lambda - \rho} (\langle A\mathbf{x}, \mathbf{y} \rangle - \langle A\mathbf{x}, \mathbf{y} \rangle) && \text{Theorem HMIP [201]} \\
&= \frac{1}{\lambda - \rho} (0) && \text{Property AICN [657]} \\
&= 0
\end{aligned}$$

This equality says that  $\mathbf{x}$  and  $\mathbf{y}$  are orthogonal vectors (Definition OV [168]). ■

Notice again how the key step in this proof is the fundamental property of a Hermitian matrix (Theorem HMIP [201]) — the ability to swap  $A$  across the two arguments of the inner product. We'll build on these results and continue to see some more interesting properties in Section OD [579].

### Subsection READ Reading Questions

---

1. How can you identify a nonsingular matrix just by looking at its eigenvalues?
2. How many different eigenvalues may a square matrix of size  $n$  have?
3. What is amazing about the eigenvalues of a Hermitian matrix and why is it amazing?

**Subsection EXC**  
**Exercises**

---

**T10** Suppose that  $A$  is a square matrix. Prove that the constant term of the characteristic polynomial of  $A$  is equal to the determinant of  $A$ .

Contributed by Robert Beezer    Solution [417]

**T20** Suppose that  $A$  is a square matrix. Prove that a single vector may not be an eigenvector of  $A$  for two different eigenvalues.

Contributed by Robert Beezer    Solution [417]

**T22** Suppose that  $U$  is a unitary matrix with eigenvalue  $\lambda$ . Prove that  $\lambda$  has modulus 1, i.e.  $|\lambda| = 1$ . This says that all of the eigenvalues of a unitary matrix lie on the unit circle of the complex plane.

Contributed by Robert Beezer

**T30** Theorem DCP [411] tells us that the characteristic polynomial of a square matrix of size  $n$  has degree  $n$ . By suitably augmenting the proof of Theorem DCP [411] prove that the coefficient of  $x^n$  in the characteristic polynomial is  $(-1)^n$ .

Contributed by Robert Beezer

**T50** Theorem EIM [409] says that if  $\lambda$  is an eigenvalue of the nonsingular matrix  $A$ , then  $\frac{1}{\lambda}$  is an eigenvalue of  $A^{-1}$ . Write an alternate proof of this theorem using the characteristic polynomial and without making reference to an eigenvector of  $A$  for  $\lambda$ .

Contributed by Robert Beezer    Solution [417]

**Subsection SOL  
Solutions**

**T10** Contributed by Robert Beezer Statement [416]  
Suppose that the characteristic polynomial of  $A$  is

$$p_A(x) = a_0 + a_1x + a_2x^2 + \cdots + a_nx^n$$

Then

$$\begin{aligned} a_0 &= a_0 + a_1(0) + a_2(0)^2 + \cdots + a_n(0)^n \\ &= p_A(0) \\ &= \det(A - 0I_n) && \text{Definition CP [391]} \\ &= \det(A) \end{aligned}$$

**T20** Contributed by Robert Beezer Statement [416]  
Suppose that the vector  $\mathbf{x} \neq \mathbf{0}$  is an eigenvector of  $A$  for the two eigenvalues  $\lambda$  and  $\rho$ , where  $\lambda \neq \rho$ . Then  $\lambda - \rho \neq 0$ , and we also have

$$\begin{aligned} \mathbf{0} &= A\mathbf{x} - A\mathbf{x} && \text{Property AIC [84]} \\ &= \lambda\mathbf{x} - \rho\mathbf{x} && \text{Definition EEM [384]} \\ &= (\lambda - \rho)\mathbf{x} && \text{Property DSAC [84]} \end{aligned}$$

By Theorem SMEZV [280], either  $\lambda - \rho = 0$  or  $\mathbf{x} = \mathbf{0}$ , which are both contradictions.

**T50** Contributed by Robert Beezer Statement [416]  
Since  $\lambda$  is an eigenvalue of a nonsingular matrix,  $\lambda \neq 0$  (Theorem SMZE [407]).  $A$  is invertible (Theorem NI [222]), and so  $-\lambda A$  is invertible (Theorem MISM [214]). Thus  $-\lambda A$  is nonsingular (Theorem NI [222]) and  $\det(-\lambda A) \neq 0$  (Theorem SMZD [378]).

$$\begin{aligned} p_{A^{-1}}\left(\frac{1}{\lambda}\right) &= \det\left(A^{-1} - \frac{1}{\lambda}I_n\right) && \text{Definition CP [391]} \\ &= 1 \det\left(A^{-1} - \frac{1}{\lambda}I_n\right) && \text{Property OCN [657]} \\ &= \frac{1}{\det(-\lambda A)} \det(-\lambda A) \det\left(A^{-1} - \frac{1}{\lambda}I_n\right) && \text{Property MICN [657]} \\ &= \frac{1}{\det(-\lambda A)} \det\left((- \lambda A) \left(A^{-1} - \frac{1}{\lambda}I_n\right)\right) && \text{Theorem DRMM [380]} \\ &= \frac{1}{\det(-\lambda A)} \det\left(-\lambda AA^{-1} - (-\lambda A) \frac{1}{\lambda}I_n\right) && \text{Theorem MMDAA [196]} \\ &= \frac{1}{\det(-\lambda A)} \det\left(-\lambda I_n - (-\lambda A) \frac{1}{\lambda}I_n\right) && \text{Definition MI [207]} \\ &= \frac{1}{\det(-\lambda A)} \det\left(-\lambda I_n + \lambda \frac{1}{\lambda}AI_n\right) && \text{Theorem MMSMM [197]} \\ &= \frac{1}{\det(-\lambda A)} \det(-\lambda I_n + 1AI_n) && \text{Property MICN [657]} \\ &= \frac{1}{\det(-\lambda A)} \det(-\lambda I_n + AI_n) && \text{Property OCN [657]} \\ &= \frac{1}{\det(-\lambda A)} \det(-\lambda I_n + A) && \text{Theorem MMIM [196]} \\ &= \frac{1}{\det(-\lambda A)} \det(A - \lambda I_n) && \text{Property ACM [180]} \end{aligned}$$

$$= \frac{1}{\det(-\lambda A)} p_A(\lambda)$$

Definition CP [391]

$$= \frac{1}{\det(-\lambda A)} 0$$

Theorem EMRCP [391]

$$= 0$$

Property ZCN [656]

So  $\frac{1}{\lambda}$  is a root of the characteristic polynomial of  $A^{-1}$  and so is an eigenvalue of  $A^{-1}$ . This proof is due to Sara Bucht.

## Section SD

### Similarity and Diagonalization

This section's topic will perhaps seem out of place at first, but we will make the connection soon with eigenvalues and eigenvectors. This is also our first look at one of the central ideas of Chapter R [512].

#### Subsection SM

#### Similar Matrices

The notion of matrices being “similar” is a lot like saying two matrices are row-equivalent. Two similar matrices are not equal, but they share many important properties. This section, and later sections in Chapter R [512] will be devoted in part to discovering just what these common properties are.

First, the main definition for this section.

#### Definition SIM

#### Similar Matrices

Suppose  $A$  and  $B$  are two square matrices of size  $n$ . Then  $A$  and  $B$  are **similar** if there exists a nonsingular matrix of size  $n$ ,  $S$ , such that  $A = S^{-1}BS$ .  $\triangle$

We will say “ $A$  is similar to  $B$  via  $S$ ” when we want to emphasize the role of  $S$  in the relationship between  $A$  and  $B$ . Also, it doesn't matter if we say  $A$  is similar to  $B$ , or  $B$  is similar to  $A$ . If one statement is true then so is the other, as can be seen by using  $S^{-1}$  in place of  $S$  (see Theorem SER [420] for the careful proof). Finally, we will refer to  $S^{-1}BS$  as a **similarity transformation** when we want to emphasize the way  $S$  changes  $B$ . OK, enough about language, let's build a few examples.

#### Example SMS5

#### Similar matrices of size 5

If you wondered if there are examples of similar matrices, then it won't be hard to convince you they exist. Define

$$B = \begin{bmatrix} -4 & 1 & -3 & -2 & 2 \\ 1 & 2 & -1 & 3 & -2 \\ -4 & 1 & 3 & 2 & 2 \\ -3 & 4 & -2 & -1 & -3 \\ 3 & 1 & -1 & 1 & -4 \end{bmatrix} \quad S = \begin{bmatrix} 1 & 2 & -1 & 1 & 1 \\ 0 & 1 & -1 & -2 & -1 \\ 1 & 3 & -1 & 1 & 1 \\ -2 & -3 & 3 & 1 & -2 \\ 1 & 3 & -1 & 2 & 1 \end{bmatrix}$$

Check that  $S$  is nonsingular and then compute

$$\begin{aligned} A &= S^{-1}BS \\ &= \begin{bmatrix} 10 & 1 & 0 & 2 & -5 \\ -1 & 0 & 1 & 0 & 0 \\ 3 & 0 & 2 & 1 & -3 \\ 0 & 0 & -1 & 0 & 1 \\ -4 & -1 & 1 & -1 & 1 \end{bmatrix} \begin{bmatrix} -4 & 1 & -3 & -2 & 2 \\ 1 & 2 & -1 & 3 & -2 \\ -4 & 1 & 3 & 2 & 2 \\ -3 & 4 & -2 & -1 & -3 \\ 3 & 1 & -1 & 1 & -4 \end{bmatrix} \begin{bmatrix} 1 & 2 & -1 & 1 & 1 \\ 0 & 1 & -1 & -2 & -1 \\ 1 & 3 & -1 & 1 & 1 \\ -2 & -3 & 3 & 1 & -2 \\ 1 & 3 & -1 & 2 & 1 \end{bmatrix} \\ &= \begin{bmatrix} -10 & -27 & -29 & -80 & -25 \\ -2 & 6 & 6 & 10 & -2 \\ -3 & 11 & -9 & -14 & -9 \\ -1 & -13 & 0 & -10 & -1 \\ 11 & 35 & 6 & 49 & 19 \end{bmatrix} \end{aligned}$$

So by this construction, we know that  $A$  and  $B$  are similar.  $\square$

Let's do that again.

### Example SMS3

#### Similar matrices of size 3

Define

$$B = \begin{bmatrix} -13 & -8 & -4 \\ 12 & 7 & 4 \\ 24 & 16 & 7 \end{bmatrix} \qquad S = \begin{bmatrix} 1 & 1 & 2 \\ -2 & -1 & -3 \\ 1 & -2 & 0 \end{bmatrix}$$

Check that  $S$  is nonsingular and then compute

$$\begin{aligned} A &= S^{-1}BS \\ &= \begin{bmatrix} -6 & -4 & -1 \\ -3 & -2 & -1 \\ 5 & 3 & 1 \end{bmatrix} \begin{bmatrix} -13 & -8 & -4 \\ 12 & 7 & 4 \\ 24 & 16 & 7 \end{bmatrix} \begin{bmatrix} 1 & 1 & 2 \\ -2 & -1 & -3 \\ 1 & -2 & 0 \end{bmatrix} \\ &= \begin{bmatrix} -1 & 0 & 0 \\ 0 & 3 & 0 \\ 0 & 0 & -1 \end{bmatrix} \end{aligned}$$

So by this construction, we know that  $A$  and  $B$  are similar. But before we move on, look at how pleasing the form of  $A$  is. Not convinced? Then consider that several computations related to  $A$  are especially easy. For example, in the spirit of Example DUTM [369],  $\det(A) = (-1)(3)(-1) = 3$ . Similarly, the characteristic polynomial is straightforward to compute by hand,  $p_A(x) = (-1 - x)(3 - x)(-1 - x) = -(x - 3)(x + 1)^2$  and since the result is already factored, the eigenvalues are transparently  $\lambda = 3, -1$ . Finally, the eigenvectors of  $A$  are just the standard unit vectors (Definition SUV [169]).  $\square$

## Subsection PSM

### Properties of Similar Matrices

Similar matrices share many properties and it is these theorems that justify the choice of the word “similar.” First we will show that similarity is an **equivalence relation**. Equivalence relations are important in the study of various algebras and can always be regarded as a kind of weak version of equality. Sort of alike, but not quite equal. The notion of two matrices being row-equivalent is an example of an equivalence relation we have been working with since the beginning of the course (see Exercise RREF.T11 [41]). Row-equivalent matrices are not equal, but they are a lot alike. For example, row-equivalent matrices have the same rank. Formally, an equivalence relation requires three conditions hold: reflexive, symmetric and transitive. We will illustrate these as we prove that similarity is an equivalence relation.

#### Theorem SER

##### Similarity is an Equivalence Relation

Suppose  $A$ ,  $B$  and  $C$  are square matrices of size  $n$ . Then

1.  $A$  is similar to  $A$ . (Reflexive)
2. If  $A$  is similar to  $B$ , then  $B$  is similar to  $A$ . (Symmetric)
3. If  $A$  is similar to  $B$  and  $B$  is similar to  $C$ , then  $A$  is similar to  $C$ . (Transitive)

$\square$

**Proof** To see that  $A$  is similar to  $A$ , we need only demonstrate a nonsingular matrix that effects a similarity transformation of  $A$  to  $A$ .  $I_n$  is nonsingular (since it row-reduces to the identity matrix, Theorem NMRRI [70]), and

$$I_n^{-1}AI_n = I_nAI_n = A$$

If we assume that  $A$  is similar to  $B$ , then we know there is a nonsingular matrix  $S$  so that  $A = S^{-1}BS$  by Definition SIM [419]. By Theorem MIMI [214],  $S^{-1}$  is invertible, and by Theorem NI [222] is therefore nonsingular. So

$$\begin{aligned}
 (S^{-1})^{-1}A(S^{-1}) &= SAS^{-1} && \text{Theorem MIMI [214]} \\
 &= SS^{-1}BSS^{-1} && \text{Definition SIM [419]} \\
 &= (SS^{-1})B(SS^{-1}) && \text{Theorem MMA [197]} \\
 &= I_nBI_n && \text{Definition MI [207]} \\
 &= B && \text{Theorem MMIM [196]}
 \end{aligned}$$

and we see that  $B$  is similar to  $A$ .

Assume that  $A$  is similar to  $B$ , and  $B$  is similar to  $C$ . This gives us the existence of two nonsingular matrices,  $S$  and  $R$ , such that  $A = S^{-1}BS$  and  $B = R^{-1}CR$ , by Definition SIM [419]. (Notice how we have to assume  $S \neq R$ , as will usually be the case.) Since  $S$  and  $R$  are invertible, so too  $RS$  is invertible by Theorem SS [213] and then nonsingular by Theorem NI [222]. Now

$$\begin{aligned}
 (RS)^{-1}C(RS) &= S^{-1}R^{-1}CRS && \text{Theorem SS [213]} \\
 &= S^{-1}(R^{-1}CR)S && \text{Theorem MMA [197]} \\
 &= S^{-1}BS && \text{Definition SIM [419]} \\
 &= A
 \end{aligned}$$

so  $A$  is similar to  $C$  via the nonsingular matrix  $RS$ . ■

Here's another theorem that tells us exactly what sorts of properties similar matrices share.

### Theorem SMEE

#### Similar Matrices have Equal Eigenvalues

Suppose  $A$  and  $B$  are similar matrices. Then the characteristic polynomials of  $A$  and  $B$  are equal, that is,  $p_A(x) = p_B(x)$ . □

**Proof** Let  $n$  denote the size of  $A$  and  $B$ . Since  $A$  and  $B$  are similar, there exists a nonsingular matrix  $S$ , such that  $A = S^{-1}BS$  (Definition SIM [419]). Then

$$\begin{aligned}
 p_A(x) &= \det(A - xI_n) && \text{Definition CP [391]} \\
 &= \det(S^{-1}BS - xI_n) && \text{Definition SIM [419]} \\
 &= \det(S^{-1}BS - xS^{-1}I_nS) && \text{Theorem MMIM [196]} \\
 &= \det(S^{-1}BS - S^{-1}xI_nS) && \text{Theorem MMSMM [197]} \\
 &= \det(S^{-1}(B - xI_n)S) && \text{Theorem MMDAA [196]} \\
 &= \det(S^{-1})\det(B - xI_n)\det(S) && \text{Theorem DRMM [380]} \\
 &= \det(S^{-1})\det(S)\det(B - xI_n) && \text{Property CMCN [656]} \\
 &= \det(S^{-1}S)\det(B - xI_n) && \text{Theorem DRMM [380]} \\
 &= \det(I_n)\det(B - xI_n) && \text{Definition MI [207]} \\
 &= 1\det(B - xI_n) && \text{Definition DM [364]} \\
 &= p_B(x) && \text{Definition CP [391]}
 \end{aligned}$$

So similar matrices not only have the same *set* of eigenvalues, the algebraic multiplicities of these eigenvalues will also be the same. However, be careful with this theorem. It is tempting to think the converse is true, and argue that if two matrices have the same eigenvalues, then they are similar. Not so, as the following example illustrates. ■

### Example EENS

#### Equal eigenvalues, not similar



Define

$$A = \begin{bmatrix} 1 & 1 \\ 0 & 1 \end{bmatrix} \qquad B = \begin{bmatrix} 1 & 0 \\ 0 & 1 \end{bmatrix}$$

and check that

$$p_A(x) = p_B(x) = 1 - 2x + x^2 = (x - 1)^2$$

and so  $A$  and  $B$  have equal characteristic polynomials. If the converse of Theorem SMEE [421] were true, then  $A$  and  $B$  would be similar. Suppose this is the case. More precisely, suppose there is a nonsingular matrix  $S$  so that  $A = S^{-1}BS$ . Then

$$A = S^{-1}BS = S^{-1}I_2S = S^{-1}S = I_2$$

Clearly  $A \neq I_2$  and this contradiction tells us that the converse of Theorem SMEE [421] is false.  $\square$

## Subsection D Diagonalization

---

Good things happen when a matrix is similar to a diagonal matrix. For example, the eigenvalues of the matrix are the entries on the diagonal of the diagonal matrix. And it can be a much simpler matter to compute high powers of the matrix. Diagonalizable matrices are also of interest in more abstract settings. Here are the relevant definitions, then our main theorem for this section.

### Definition DIM

#### Diagonal Matrix

Suppose that  $A$  is a square matrix. Then  $A$  is a **diagonal matrix** if  $[A]_{ij} = 0$  whenever  $i \neq j$ .  $\triangle$

### Definition DZM

#### Diagonalizable Matrix

Suppose  $A$  is a square matrix. Then  $A$  is **diagonalizable** if  $A$  is similar to a diagonal matrix.  $\triangle$

### Example DAB

#### Diagonalization of Archetype B

Archetype B [682] has a  $3 \times 3$  coefficient matrix

$$B = \begin{bmatrix} -7 & -6 & -12 \\ 5 & 5 & 7 \\ 1 & 0 & 4 \end{bmatrix}$$

and is similar to a diagonal matrix, as can be seen by the following computation with the nonsingular matrix  $S$ ,

$$\begin{aligned} S^{-1}BS &= \begin{bmatrix} -5 & -3 & -2 \\ 3 & 2 & 1 \\ 1 & 1 & 1 \end{bmatrix}^{-1} \begin{bmatrix} -7 & -6 & -12 \\ 5 & 5 & 7 \\ 1 & 0 & 4 \end{bmatrix} \begin{bmatrix} -5 & -3 & -2 \\ 3 & 2 & 1 \\ 1 & 1 & 1 \end{bmatrix} \\ &= \begin{bmatrix} -1 & -1 & -1 \\ 2 & 3 & 1 \\ -1 & -2 & 1 \end{bmatrix} \begin{bmatrix} -7 & -6 & -12 \\ 5 & 5 & 7 \\ 1 & 0 & 4 \end{bmatrix} \begin{bmatrix} -5 & -3 & -2 \\ 3 & 2 & 1 \\ 1 & 1 & 1 \end{bmatrix} \\ &= \begin{bmatrix} -1 & 0 & 0 \\ 0 & 1 & 0 \\ 0 & 0 & 2 \end{bmatrix} \end{aligned}$$

$\square$

Example SMS3 [420] provides yet another example of a matrix that is subjected to a similarity transformation and the result is a diagonal matrix. Alright, just how would we find the magic

matrix  $S$  that can be used in a similarity transformation to produce a diagonal matrix? Before you read the statement of the next theorem, you might study the eigenvalues and eigenvectors of Archetype B [682] and compute the eigenvalues and eigenvectors of the matrix in Example SMS3 [420].

### Theorem DC

#### Diagonalization Characterization

Suppose  $A$  is a square matrix of size  $n$ . Then  $A$  is diagonalizable if and only if there exists a linearly independent set  $S$  that contains  $n$  eigenvectors of  $A$ .  $\square$

**Proof** ( $\Leftarrow$ ) Let  $S = \{\mathbf{x}_1, \mathbf{x}_2, \mathbf{x}_3, \dots, \mathbf{x}_n\}$  be a linearly independent set of eigenvectors of  $A$  for the eigenvalues  $\lambda_1, \lambda_2, \lambda_3, \dots, \lambda_n$ . Recall Definition SUV [169] and define

$$R = [\mathbf{x}_1 | \mathbf{x}_2 | \mathbf{x}_3 | \dots | \mathbf{x}_n]$$

$$D = \begin{bmatrix} \lambda_1 & 0 & 0 & \cdots & 0 \\ 0 & \lambda_2 & 0 & \cdots & 0 \\ 0 & 0 & \lambda_3 & \cdots & 0 \\ \vdots & \vdots & \vdots & & \vdots \\ 0 & 0 & 0 & \cdots & \lambda_n \end{bmatrix} = [\lambda_1 \mathbf{e}_1 | \lambda_2 \mathbf{e}_2 | \lambda_3 \mathbf{e}_3 | \dots | \lambda_n \mathbf{e}_n]$$

The columns of  $R$  are the vectors of the linearly independent set  $S$  and so by Theorem NMLIC [134] the matrix  $R$  is nonsingular. By Theorem NI [222] we know  $R^{-1}$  exists.

$$\begin{aligned} R^{-1}AR &= R^{-1}A[\mathbf{x}_1 | \mathbf{x}_2 | \mathbf{x}_3 | \dots | \mathbf{x}_n] \\ &= R^{-1}[A\mathbf{x}_1 | A\mathbf{x}_2 | A\mathbf{x}_3 | \dots | A\mathbf{x}_n] && \text{Definition MM [193]} \\ &= R^{-1}[\lambda_1 \mathbf{x}_1 | \lambda_2 \mathbf{x}_2 | \lambda_3 \mathbf{x}_3 | \dots | \lambda_n \mathbf{x}_n] && \text{Definition EEM [384]} \\ &= R^{-1}[\lambda_1 R\mathbf{e}_1 | \lambda_2 R\mathbf{e}_2 | \lambda_3 R\mathbf{e}_3 | \dots | \lambda_n R\mathbf{e}_n] && \text{Definition MVP [190]} \\ &= R^{-1}[R(\lambda_1 \mathbf{e}_1) | R(\lambda_2 \mathbf{e}_2) | R(\lambda_3 \mathbf{e}_3) | \dots | R(\lambda_n \mathbf{e}_n)] && \text{Theorem MMSMM [197]} \\ &= R^{-1}R[\lambda_1 \mathbf{e}_1 | \lambda_2 \mathbf{e}_2 | \lambda_3 \mathbf{e}_3 | \dots | \lambda_n \mathbf{e}_n] && \text{Definition MM [193]} \\ &= I_n D && \text{Definition MI [207]} \\ &= D && \text{Theorem MMIM [196]} \end{aligned}$$

This says that  $A$  is similar to the diagonal matrix  $D$  via the nonsingular matrix  $R$ . Thus  $A$  is diagonalizable (Definition DZM [422]).

( $\Rightarrow$ ) Suppose that  $A$  is diagonalizable, so there is a nonsingular matrix of size  $n$

$$T = [\mathbf{y}_1 | \mathbf{y}_2 | \mathbf{y}_3 | \dots | \mathbf{y}_n]$$

and a diagonal matrix (recall Definition SUV [169])

$$E = \begin{bmatrix} d_1 & 0 & 0 & \cdots & 0 \\ 0 & d_2 & 0 & \cdots & 0 \\ 0 & 0 & d_3 & \cdots & 0 \\ \vdots & \vdots & \vdots & & \vdots \\ 0 & 0 & 0 & \cdots & d_n \end{bmatrix} = [d_1 \mathbf{e}_1 | d_2 \mathbf{e}_2 | d_3 \mathbf{e}_3 | \dots | d_n \mathbf{e}_n]$$

such that  $T^{-1}AT = E$ . Then consider,

$$\begin{aligned} [A\mathbf{y}_1 | A\mathbf{y}_2 | A\mathbf{y}_3 | \dots | A\mathbf{y}_n] &= A[\mathbf{y}_1 | \mathbf{y}_2 | \mathbf{y}_3 | \dots | \mathbf{y}_n] && \text{Definition MM [193]} \\ &= AT \\ &= I_n AT && \text{Theorem MMIM [196]} \\ &= TT^{-1}AT && \text{Definition MI [207]} \end{aligned}$$

$$\begin{aligned}
 &= TE \\
 &= T[d_1\mathbf{e}_1|d_2\mathbf{e}_2|d_3\mathbf{e}_3|\dots|d_n\mathbf{e}_n] \\
 &= [T(d_1\mathbf{e}_1)|T(d_2\mathbf{e}_2)|T(d_3\mathbf{e}_3)|\dots|T(d_n\mathbf{e}_n)] && \text{Definition MM [193]} \\
 &= [d_1T\mathbf{e}_1|d_2T\mathbf{e}_2|d_3T\mathbf{e}_3|\dots|d_nT\mathbf{e}_n] && \text{Definition MM [193]} \\
 &= [d_1\mathbf{y}_1|d_2\mathbf{y}_2|d_3\mathbf{y}_3|\dots|d_n\mathbf{y}_n] && \text{Definition MVP [190]}
 \end{aligned}$$

This equality of matrices (Definition ME [178]) allows us to conclude that the individual columns are equal vectors (Definition CVE [82]). That is,  $A\mathbf{y}_i = d_i\mathbf{y}_i$  for  $1 \leq i \leq n$ . In other words,  $\mathbf{y}_i$  is an eigenvector of  $A$  for the eigenvalue  $d_i$ ,  $1 \leq i \leq n$ . (Why can't  $\mathbf{y}_i = \mathbf{0}$ ?). Because  $T$  is nonsingular, the set containing  $T$ 's columns,  $S = \{\mathbf{y}_1, \mathbf{y}_2, \mathbf{y}_3, \dots, \mathbf{y}_n\}$ , is a linearly independent set (Theorem NMLIC [134]). So the set  $S$  has all the required properties.  $\blacksquare$

Notice that the proof of Theorem DC [423] is constructive. To diagonalize a matrix, we need only locate  $n$  linearly independent eigenvectors. Then we can construct a nonsingular matrix using the eigenvectors as columns ( $R$ ) so that  $R^{-1}AR$  is a diagonal matrix ( $D$ ). The entries on the diagonal of  $D$  will be the eigenvalues of the eigenvectors used to create  $R$ , *in the same order* as the eigenvectors appear in  $R$ . We illustrate this by **diagonalizing** some matrices.

### Example DMS3

#### Diagonalizing a matrix of size 3

Consider the matrix

$$F = \begin{bmatrix} -13 & -8 & -4 \\ 12 & 7 & 4 \\ 24 & 16 & 7 \end{bmatrix}$$

of Example CPMS3 [391], Example EMS3 [391] and Example ESMS3 [393].  $F$ 's eigenvalues and eigenspaces are

$$\begin{aligned}
 \lambda = 3 & & \mathcal{E}_F(3) &= \left\langle \left\{ \begin{bmatrix} -\frac{1}{2} \\ \frac{1}{2} \\ 1 \end{bmatrix} \right\} \right\rangle \\
 \lambda = -1 & & \mathcal{E}_F(-1) &= \left\langle \left\{ \begin{bmatrix} -\frac{2}{3} \\ 1 \\ 0 \end{bmatrix}, \begin{bmatrix} -\frac{1}{3} \\ 0 \\ 1 \end{bmatrix} \right\} \right\rangle
 \end{aligned}$$

Define the matrix  $S$  to be the  $3 \times 3$  matrix whose columns are the three basis vectors in the eigenspaces for  $F$ ,

$$S = \begin{bmatrix} -\frac{1}{2} & -\frac{2}{3} & -\frac{1}{3} \\ \frac{1}{2} & 1 & 0 \\ 1 & 0 & 1 \end{bmatrix}$$

Check that  $S$  is nonsingular (row-reduces to the identity matrix, Theorem NMRRI [70] or has a nonzero determinant, Theorem SMZD [378]). Then the three columns of  $S$  are a linearly independent set (Theorem NMLIC [134]). By Theorem DC [423] we now know that  $F$  is diagonalizable. Furthermore, the construction in the proof of Theorem DC [423] tells us that if we apply the matrix  $S$  to  $F$  in a similarity transformation, the result will be a diagonal matrix with the eigenvalues of  $F$  on the diagonal. The eigenvalues appear on the diagonal of the matrix in the same order as the eigenvectors appear in  $S$ . So,

$$\begin{aligned}
 S^{-1}FS &= \begin{bmatrix} -\frac{1}{2} & -\frac{2}{3} & -\frac{1}{3} \\ \frac{1}{2} & 1 & 0 \\ 1 & 0 & 1 \end{bmatrix}^{-1} \begin{bmatrix} -13 & -8 & -4 \\ 12 & 7 & 4 \\ 24 & 16 & 7 \end{bmatrix} \begin{bmatrix} -\frac{1}{2} & -\frac{2}{3} & -\frac{1}{3} \\ \frac{1}{2} & 1 & 0 \\ 1 & 0 & 1 \end{bmatrix} \\
 &= \begin{bmatrix} 6 & 4 & 2 \\ -3 & -1 & -1 \\ -6 & -4 & -1 \end{bmatrix} \begin{bmatrix} -13 & -8 & -4 \\ 12 & 7 & 4 \\ 24 & 16 & 7 \end{bmatrix} \begin{bmatrix} -\frac{1}{2} & -\frac{2}{3} & -\frac{1}{3} \\ \frac{1}{2} & 1 & 0 \\ 1 & 0 & 1 \end{bmatrix}
 \end{aligned}$$

$$= \begin{bmatrix} 3 & 0 & 0 \\ 0 & -1 & 0 \\ 0 & 0 & -1 \end{bmatrix}$$

Note that the above computations can be viewed two ways. The proof of Theorem DC [423] tells us that the four matrices ( $F$ ,  $S$ ,  $F^{-1}$  and the diagonal matrix) *will* interact the way we have written the equation. Or as an example, we can actually *perform* the computations to verify what the theorem predicts.  $\square$

The dimension of an eigenspace can be no larger than the algebraic multiplicity of the eigenvalue by Theorem ME [412]. When every eigenvalue's eigenspace is this large, then we can diagonalize the matrix, and only then. Three examples we have seen so far in this section, Example SMS5 [419], Example DAB [422] and Example DMS3 [424], illustrate the diagonalization of a matrix, with varying degrees of detail about just how the diagonalization is achieved. However, in each case, you can verify that the geometric and algebraic multiplicities are equal for every eigenvalue. This is the substance of the next theorem.

### Theorem DMFE

#### Diagonalizable Matrices have Full Eigenspaces

Suppose  $A$  is a square matrix. Then  $A$  is diagonalizable if and only if  $\gamma_A(\lambda) = \alpha_A(\lambda)$  for every eigenvalue  $\lambda$  of  $A$ .  $\square$

**Proof** Suppose  $A$  has size  $n$  and  $k$  distinct eigenvalues,  $\lambda_1, \lambda_2, \lambda_3, \dots, \lambda_k$ . Let  $S_i = \{\mathbf{x}_{i1}, \mathbf{x}_{i2}, \mathbf{x}_{i3}, \dots, \mathbf{x}_{i\gamma_A(\lambda_i)}\}$  denote a basis for the eigenspace of  $\lambda_i$ ,  $\mathcal{E}_A(\lambda_i)$ , for  $1 \leq i \leq k$ . Then

$$S = S_1 \cup S_2 \cup S_3 \cup \dots \cup S_k$$

is a set of eigenvectors for  $A$ . A vector cannot be an eigenvector for two different eigenvalues (see Exercise EE.T20 [401]) so  $S_i \cap S_j = \emptyset$  whenever  $i \neq j$ . In other words,  $S$  is a disjoint union of  $S_i$ ,  $1 \leq i \leq k$ .

( $\Leftarrow$ ) The size of  $S$  is

$$\begin{aligned} |S| &= \sum_{i=1}^k \gamma_A(\lambda_i) && S \text{ disjoint union of } S_i \\ &= \sum_{i=1}^k \alpha_A(\lambda_i) && \text{Hypothesis} \\ &= n && \text{Theorem NEM [411]} \end{aligned}$$

We next show that  $S$  is a linearly independent set. So we will begin with a relation of linear dependence on  $S$ , using doubly-subscripted scalars and eigenvectors,

$$\mathbf{0} = (a_{11}\mathbf{x}_{11} + a_{12}\mathbf{x}_{12} + \dots + a_{1\gamma_A(\lambda_1)}\mathbf{x}_{1\gamma_A(\lambda_1)}) + (a_{21}\mathbf{x}_{21} + a_{22}\mathbf{x}_{22} + \dots + a_{2\gamma_A(\lambda_2)}\mathbf{x}_{2\gamma_A(\lambda_2)}) \\ + \dots + (a_{k1}\mathbf{x}_{k1} + a_{k2}\mathbf{x}_{k2} + \dots + a_{k\gamma_A(\lambda_k)}\mathbf{x}_{k\gamma_A(\lambda_k)})$$

Define the vectors  $\mathbf{y}_i$ ,  $1 \leq i \leq k$  by

$$\begin{aligned} \mathbf{y}_1 &= (a_{11}\mathbf{x}_{11} + a_{12}\mathbf{x}_{12} + a_{13}\mathbf{x}_{13} + \dots + a_{1\gamma_A(\lambda_1)}\mathbf{x}_{1\gamma_A(\lambda_1)}) \\ \mathbf{y}_2 &= (a_{21}\mathbf{x}_{21} + a_{22}\mathbf{x}_{22} + a_{23}\mathbf{x}_{23} + \dots + a_{2\gamma_A(\lambda_2)}\mathbf{x}_{2\gamma_A(\lambda_2)}) \\ \mathbf{y}_3 &= (a_{31}\mathbf{x}_{31} + a_{32}\mathbf{x}_{32} + a_{33}\mathbf{x}_{33} + \dots + a_{3\gamma_A(\lambda_3)}\mathbf{x}_{3\gamma_A(\lambda_3)}) \\ &\vdots \\ \mathbf{y}_k &= (a_{k1}\mathbf{x}_{k1} + a_{k2}\mathbf{x}_{k2} + a_{k3}\mathbf{x}_{k3} + \dots + a_{k\gamma_A(\lambda_k)}\mathbf{x}_{k\gamma_A(\lambda_k)}) \end{aligned}$$

Then the relation of linear dependence becomes

$$\mathbf{0} = \mathbf{y}_1 + \mathbf{y}_2 + \mathbf{y}_3 + \dots + \mathbf{y}_k$$

Since the eigenspace  $\mathcal{E}_A(\lambda_i)$  is closed under vector addition and scalar multiplication,  $\mathbf{y}_i \in \mathcal{E}_A(\lambda_i)$ ,  $1 \leq i \leq k$ . Thus, for each  $i$ , the vector  $\mathbf{y}_i$  is an eigenvector of  $A$  for  $\lambda_i$ , or is the zero vector. Recall that sets of eigenvectors whose eigenvalues are distinct form a linearly independent set by Theorem EDELI [406]. Should any (or some)  $\mathbf{y}_i$  be nonzero, the previous equation would provide a nontrivial relation of linear dependence on a set of eigenvectors with distinct eigenvalues, contradicting Theorem EDELI [406]. Thus  $\mathbf{y}_i = \mathbf{0}$ ,  $1 \leq i \leq k$ .

Each of the  $k$  equations,  $\mathbf{y}_i = \mathbf{0}$  is a relation of linear dependence on the corresponding set  $S_i$ , a set of basis vectors for the eigenspace  $\mathcal{E}_A(\lambda_i)$ , which is therefore linearly independent. From these relations of linear dependence on linearly independent sets we conclude that the scalars are all zero, more precisely,  $a_{ij} = 0$ ,  $1 \leq j \leq \gamma_A(\lambda_i)$  for  $1 \leq i \leq k$ . This establishes that our original relation of linear dependence on  $S$  has only the trivial relation of linear dependence, and hence  $S$  is a linearly independent set.

We have determined that  $S$  is a set of  $n$  linearly independent eigenvectors for  $A$ , and so by Theorem DC [423] is diagonalizable.

( $\Rightarrow$ ) Now we assume that  $A$  is diagonalizable. Aiming for a contradiction (Technique CD [668]), suppose that there is at least one eigenvalue, say  $\lambda_t$ , such that  $\gamma_A(\lambda_t) \neq \alpha_A(\lambda_t)$ . By Theorem ME [412] we must have  $\gamma_A(\lambda_t) < \alpha_A(\lambda_t)$ , and  $\gamma_A(\lambda_i) \leq \alpha_A(\lambda_i)$  for  $1 \leq i \leq k$ ,  $i \neq t$ .

Since  $A$  is diagonalizable, Theorem DC [423] guarantees a set of  $n$  linearly independent vectors, all of which are eigenvectors of  $A$ . Let  $n_i$  denote the number of eigenvectors in  $S$  that are eigenvectors for  $\lambda_i$ , and recall that a vector cannot be an eigenvector for two different eigenvalues (Exercise EE.T20 [401]).  $S$  is a linearly independent set, so the subset  $S_i$  containing the  $n_i$  eigenvectors for  $\lambda_i$  must also be linearly independent. Because the eigenspace  $\mathcal{E}_A(\lambda_i)$  has dimension  $\gamma_A(\lambda_i)$  and  $S_i$  is a linearly independent subset in  $\mathcal{E}_A(\lambda_i)$ , Theorem G [345] tells us that  $n_i \leq \gamma_A(\lambda_i)$ , for  $1 \leq i \leq k$ . Putting all these facts together gives,

$$\begin{aligned} n &= n_1 + n_2 + n_3 + \cdots + n_t + \cdots + n_k && \text{Definition SU [661]} \\ &\leq \gamma_A(\lambda_1) + \gamma_A(\lambda_2) + \gamma_A(\lambda_3) + \cdots + \gamma_A(\lambda_t) + \cdots + \gamma_A(\lambda_k) && \text{Theorem G [345]} \\ &< \alpha_A(\lambda_1) + \alpha_A(\lambda_2) + \alpha_A(\lambda_3) + \cdots + \alpha_A(\lambda_t) + \cdots + \alpha_A(\lambda_k) && \text{Theorem ME [412]} \\ &= n && \text{Theorem NEM [411]} \end{aligned}$$

This is a contradiction (we can't have  $n < n$ !) and so our assumption that some eigenspace had less than full dimension was false. ■

Example SEE [384], Example CAEHW [389], Example ESMS3 [393], Example ESMS4 [395], Example DEMS5 [398], Archetype B [682], Archetype F [698], Archetype K [720] and Archetype L [724] are all examples of matrices that are diagonalizable and that illustrate Theorem DMFE [425]. While we have provided many examples of matrices that are diagonalizable, especially among the archetypes, there are many matrices that are not diagonalizable. Here's one now.

**Example NDMS4**

**A non-diagonalizable matrix of size 4**

In Example EMMS4 [394] the matrix

$$B = \begin{bmatrix} -2 & 1 & -2 & -4 \\ 12 & 1 & 4 & 9 \\ 6 & 5 & -2 & -4 \\ 3 & -4 & 5 & 10 \end{bmatrix}$$

was determined to have characteristic polynomial

$$p_B(x) = (x - 1)(x - 2)^3$$

and an eigenspace for  $\lambda = 2$  of

$$\mathcal{E}_B(2) = \left\langle \left\{ \begin{bmatrix} -\frac{1}{2} \\ 1 \\ -\frac{1}{2} \\ 1 \end{bmatrix} \right\} \right\rangle$$

So the geometric multiplicity of  $\lambda = 2$  is  $\gamma_B(2) = 1$ , while the algebraic multiplicity is  $\alpha_B(2) = 3$ . By Theorem DMFE [425], the matrix  $B$  is not diagonalizable.  $\square$

Archetype A [678] is the lone archetype with a square matrix that is not diagonalizable, as the algebraic and geometric multiplicities of the eigenvalue  $\lambda = 0$  differ. Example HMEM5 [396] is another example of a matrix that cannot be diagonalized due to the difference between the geometric and algebraic multiplicities of  $\lambda = 2$ , as is Example CEMS6 [396] which has two complex eigenvalues, each with differing multiplicities. Likewise, Example EMMS4 [394] has an eigenvalue with different algebraic and geometric multiplicities and so cannot be diagonalized.

### Theorem DED

#### Distinct Eigenvalues implies Diagonalizable

Suppose  $A$  is a square matrix of size  $n$  with  $n$  distinct eigenvalues. Then  $A$  is diagonalizable.  $\square$

**Proof** Let  $\lambda_1, \lambda_2, \lambda_3, \dots, \lambda_n$  denote the  $n$  distinct eigenvalues of  $A$ . Then by Theorem NEM [411] we have  $n = \sum_{i=1}^n \alpha_A(\lambda_i)$ , which implies that  $\alpha_A(\lambda_i) = 1, 1 \leq i \leq n$ . From Theorem ME [412] it follows that  $\gamma_A(\lambda_i) = 1, 1 \leq i \leq n$ . So  $\gamma_A(\lambda_i) = \alpha_A(\lambda_i), 1 \leq i \leq n$  and Theorem DMFE [425] says  $A$  is diagonalizable.  $\blacksquare$

### Example DEHD

#### Distinct eigenvalues, hence diagonalizable

In Example DEMS5 [398] the matrix

$$H = \begin{bmatrix} 15 & 18 & -8 & 6 & -5 \\ 5 & 3 & 1 & -1 & -3 \\ 0 & -4 & 5 & -4 & -2 \\ -43 & -46 & 17 & -14 & 15 \\ 26 & 30 & -12 & 8 & -10 \end{bmatrix}$$

has characteristic polynomial

$$p_H(x) = x(x-2)(x-1)(x+1)(x+3)$$

and so is a  $5 \times 5$  matrix with 5 distinct eigenvalues. By Theorem DED [427] we know  $H$  must be diagonalizable. But just for practice, we exhibit the diagonalization itself. The matrix  $S$  contains eigenvectors of  $H$  as columns, one from each eigenspace, guaranteeing linear independent columns and thus the nonsingularity of  $S$ . The diagonal matrix has the eigenvalues of  $H$  in the same order that their respective eigenvectors appear as the columns of  $S$ . Notice that we are using the versions of the eigenvectors from Example DEMS5 [398] that have integer entries.

$$S^{-1}HS$$

$$\begin{aligned} &= \begin{bmatrix} 2 & 1 & -1 & 1 & 1 \\ -1 & 0 & 2 & 0 & -1 \\ -2 & 0 & 2 & -1 & -2 \\ -4 & -1 & 0 & -2 & -1 \\ 2 & 2 & 1 & 2 & 1 \end{bmatrix}^{-1} \begin{bmatrix} 15 & 18 & -8 & 6 & -5 \\ 5 & 3 & 1 & -1 & -3 \\ 0 & -4 & 5 & -4 & -2 \\ -43 & -46 & 17 & -14 & 15 \\ 26 & 30 & -12 & 8 & -10 \end{bmatrix} \begin{bmatrix} 2 & 1 & -1 & 1 & 1 \\ -1 & 0 & 2 & 0 & -1 \\ -2 & 0 & 2 & -1 & -2 \\ -4 & -1 & 0 & -2 & -1 \\ 2 & 2 & 1 & 2 & 1 \end{bmatrix} \\ &= \begin{bmatrix} -3 & -3 & 1 & -1 & 1 \\ -1 & -2 & 1 & 0 & 1 \\ -5 & -4 & 1 & -1 & 2 \\ 10 & 10 & -3 & 2 & -4 \\ -7 & -6 & 1 & -1 & 3 \end{bmatrix} \begin{bmatrix} 15 & 18 & -8 & 6 & -5 \\ 5 & 3 & 1 & -1 & -3 \\ 0 & -4 & 5 & -4 & -2 \\ -43 & -46 & 17 & -14 & 15 \\ 26 & 30 & -12 & 8 & -10 \end{bmatrix} \begin{bmatrix} 2 & 1 & -1 & 1 & 1 \\ -1 & 0 & 2 & 0 & -1 \\ -2 & 0 & 2 & -1 & -2 \\ -4 & -1 & 0 & -2 & -1 \\ 2 & 2 & 1 & 2 & 1 \end{bmatrix} \\ &= \begin{bmatrix} -3 & 0 & 0 & 0 & 0 \\ 0 & -1 & 0 & 0 & 0 \\ 0 & 0 & 0 & 0 & 0 \\ 0 & 0 & 0 & 1 & 0 \\ 0 & 0 & 0 & 0 & 2 \end{bmatrix} \end{aligned}$$

☒

Archetype B [682] is another example of a matrix that has as many distinct eigenvalues as its size, and is hence diagonalizable by Theorem DED [427].

Powers of a diagonal matrix are easy to compute, and when a matrix is diagonalizable, it is almost as easy. We could state a theorem here perhaps, but we will settle instead for an example that makes the point just as well.

### Example HPDM

#### High power of a diagonalizable matrix

Suppose that

$$A = \begin{bmatrix} 19 & 0 & 6 & 13 \\ -33 & -1 & -9 & -21 \\ 21 & -4 & 12 & 21 \\ -36 & 2 & -14 & -28 \end{bmatrix}$$

and we wish to compute  $A^{20}$ . Normally this would require 19 matrix multiplications, but since  $A$  is diagonalizable, we can simplify the computations substantially. First, we diagonalize  $A$ . With

$$S = \begin{bmatrix} 1 & -1 & 2 & -1 \\ -2 & 3 & -3 & 3 \\ 1 & 1 & 3 & 3 \\ -2 & 1 & -4 & 0 \end{bmatrix}$$

we find

$$\begin{aligned} D = S^{-1}AS &= \begin{bmatrix} -6 & 1 & -3 & -6 \\ 0 & 2 & -2 & -3 \\ 3 & 0 & 1 & 2 \\ -1 & -1 & 1 & 1 \end{bmatrix} \begin{bmatrix} 19 & 0 & 6 & 13 \\ -33 & -1 & -9 & -21 \\ 21 & -4 & 12 & 21 \\ -36 & 2 & -14 & -28 \end{bmatrix} \begin{bmatrix} 1 & -1 & 2 & -1 \\ -2 & 3 & -3 & 3 \\ 1 & 1 & 3 & 3 \\ -2 & 1 & -4 & 0 \end{bmatrix} \\ &= \begin{bmatrix} -1 & 0 & 0 & 0 \\ 0 & 0 & 0 & 0 \\ 0 & 0 & 2 & 0 \\ 0 & 0 & 0 & 1 \end{bmatrix} \end{aligned}$$

Now we find an alternate expression for  $A^{20}$ ,

$$\begin{aligned} A^{20} &= AAA \dots A \\ &= I_n A I_n A I_n A I_n \dots I_n A I_n \\ &= (SS^{-1}) A (SS^{-1}) A (SS^{-1}) A (SS^{-1}) \dots (SS^{-1}) A (SS^{-1}) \\ &= S (S^{-1}AS) (S^{-1}AS) (S^{-1}AS) \dots (S^{-1}AS) S^{-1} \\ &= S D D D \dots D S^{-1} \\ &= S D^{20} S^{-1} \end{aligned}$$

and since  $D$  is a diagonal matrix, powers are much easier to compute,

$$\begin{aligned} &= S \begin{bmatrix} -1 & 0 & 0 & 0 \\ 0 & 0 & 0 & 0 \\ 0 & 0 & 2 & 0 \\ 0 & 0 & 0 & 1 \end{bmatrix}^{20} S^{-1} \\ &= S \begin{bmatrix} (-1)^{20} & 0 & 0 & 0 \\ 0 & (0)^{20} & 0 & 0 \\ 0 & 0 & (2)^{20} & 0 \\ 0 & 0 & 0 & (1)^{20} \end{bmatrix} S^{-1} \end{aligned}$$

$$\begin{aligned}
 &= \begin{bmatrix} 1 & -1 & 2 & -1 \\ -2 & 3 & -3 & 3 \\ 1 & 1 & 3 & 3 \\ -2 & 1 & -4 & 0 \end{bmatrix} \begin{bmatrix} 1 & 0 & 0 & 0 \\ 0 & 0 & 0 & 0 \\ 0 & 0 & 1048576 & 0 \\ 0 & 0 & 0 & 1 \end{bmatrix} \begin{bmatrix} -6 & 1 & -3 & -6 \\ 0 & 2 & -2 & -3 \\ 3 & 0 & 1 & 2 \\ -1 & -1 & 1 & 1 \end{bmatrix} \\
 &= \begin{bmatrix} 6291451 & 2 & 2097148 & 4194297 \\ -9437175 & -5 & -3145719 & -6291441 \\ 9437175 & -2 & 3145728 & 6291453 \\ -12582900 & -2 & -4194298 & -8388596 \end{bmatrix}
 \end{aligned}$$

Notice how we effectively replaced the twentieth power of  $A$  by the twentieth power of  $D$ , and how a high power of a diagonal matrix is just a collection of powers of scalars on the diagonal. The price we pay for this simplification is the need to diagonalize the matrix (by computing eigenvalues and eigenvectors) and finding the inverse of the matrix of eigenvectors. And we still need to do two matrix products. But the higher the power, the greater the savings.  $\square$

**Subsection FS  
Fibonacci Sequences**

**Example FSCF**

**Fibonacci sequence, closed form**

The **Fibonacci sequence** is a sequence of integers defined recursively by

$$a_0 = 0 \qquad a_1 = 1 \qquad a_{n+1} = a_n + a_{n-1}, \quad n \geq 1$$

So the initial portion of the sequence is 0, 1, 1, 2, 3, 5, 8, 13, 21, ... In this subsection we will illustrate an application of eigenvalues and diagonalization through the determination of a closed-form expression for an arbitrary term of this sequence.

To begin, verify that for any  $n \geq 1$  the recursive statement above establishes the truth of the statement

$$\begin{bmatrix} a_n \\ a_{n+1} \end{bmatrix} = \begin{bmatrix} 0 & 1 \\ 1 & 1 \end{bmatrix} \begin{bmatrix} a_{n-1} \\ a_n \end{bmatrix}$$

Let  $A$  denote this  $2 \times 2$  matrix. Through repeated applications of the statement above we have

$$\begin{bmatrix} a_n \\ a_{n+1} \end{bmatrix} = A \begin{bmatrix} a_{n-1} \\ a_n \end{bmatrix} = A^2 \begin{bmatrix} a_{n-2} \\ a_{n-1} \end{bmatrix} = A^3 \begin{bmatrix} a_{n-3} \\ a_{n-2} \end{bmatrix} = \dots = A^n \begin{bmatrix} a_0 \\ a_1 \end{bmatrix}$$

In preparation for working with this high power of  $A$ , not unlike in Example HPDM [428], we will diagonalize  $A$ . The characteristic polynomial of  $A$  is  $p_A(x) = x^2 - x - 1$ , with roots (the eigenvalues of  $A$  by Theorem EMRCP [391])

$$\rho = \frac{1 + \sqrt{5}}{2} \qquad \delta = \frac{1 - \sqrt{5}}{2}$$

With two distinct eigenvalues, Theorem DED [427] implies that  $A$  is diagonalizable. It will be easier to compute with these eigenvalues once you confirm the following properties (all but the last can be derived from the fact that  $\rho$  and  $\delta$  are roots of the characteristic polynomial, in a factored or unfactored form)

$$\rho + \delta = 1 \qquad \rho\delta = -1 \qquad 1 + \rho = \rho^2 \qquad 1 + \delta = \delta^2 \qquad \rho - \delta = \sqrt{5}$$

Then eigenvectors of  $A$  (for  $\rho$  and  $\delta$ , respectively) are

$$\begin{bmatrix} 1 \\ \rho \end{bmatrix} \qquad \begin{bmatrix} 1 \\ \delta \end{bmatrix}$$



which can be easily confirmed, as we demonstrate for the eigenvector for  $\rho$ ,

$$\begin{bmatrix} 0 & 1 \\ 1 & 1 \end{bmatrix} \begin{bmatrix} 1 \\ \rho \end{bmatrix} = \begin{bmatrix} \rho \\ 1 + \rho \end{bmatrix} = \begin{bmatrix} \rho \\ \rho^2 \end{bmatrix} = \rho \begin{bmatrix} 1 \\ \rho \end{bmatrix}$$

From the proof of Theorem DC [423] we know  $A$  can be diagonalized by a matrix  $S$  with these eigenvectors as columns, giving  $D = S^{-1}AS$ . We list  $S$ ,  $S^{-1}$  and the diagonal matrix  $D$ ,

$$S = \begin{bmatrix} 1 & 1 \\ \rho & \delta \end{bmatrix} \quad S^{-1} = \frac{1}{\rho - \delta} \begin{bmatrix} -\delta & 1 \\ \rho & -1 \end{bmatrix} \quad D = \begin{bmatrix} \rho & 0 \\ 0 & \delta \end{bmatrix}$$

OK, we have everything in place now. The main step in the following is to replace  $A$  by  $SDS^{-1}$ . Here we go,

$$\begin{aligned} \begin{bmatrix} a_n \\ a_{n+1} \end{bmatrix} &= A^n \begin{bmatrix} a_0 \\ a_1 \end{bmatrix} \\ &= (SDS^{-1})^n \begin{bmatrix} a_0 \\ a_1 \end{bmatrix} \\ &= SDS^{-1}SDS^{-1}SDS^{-1} \dots SDS^{-1} \begin{bmatrix} a_0 \\ a_1 \end{bmatrix} \\ &= SDDDD \dots DS^{-1} \begin{bmatrix} a_0 \\ a_1 \end{bmatrix} \\ &= SD^n S^{-1} \begin{bmatrix} a_0 \\ a_1 \end{bmatrix} \\ &= \begin{bmatrix} 1 & 1 \\ \rho & \delta \end{bmatrix} \begin{bmatrix} \rho & 0 \\ 0 & \delta \end{bmatrix}^n \frac{1}{\rho - \delta} \begin{bmatrix} -\delta & 1 \\ \rho & -1 \end{bmatrix} \begin{bmatrix} a_0 \\ a_1 \end{bmatrix} \\ &= \frac{1}{\rho - \delta} \begin{bmatrix} 1 & 1 \\ \rho & \delta \end{bmatrix} \begin{bmatrix} \rho^n & 0 \\ 0 & \delta^n \end{bmatrix} \begin{bmatrix} -\delta & 1 \\ \rho & -1 \end{bmatrix} \begin{bmatrix} 0 \\ 1 \end{bmatrix} \\ &= \frac{1}{\rho - \delta} \begin{bmatrix} 1 & 1 \\ \rho & \delta \end{bmatrix} \begin{bmatrix} \rho^n & 0 \\ 0 & \delta^n \end{bmatrix} \begin{bmatrix} 1 \\ -1 \end{bmatrix} \\ &= \frac{1}{\rho - \delta} \begin{bmatrix} 1 & 1 \\ \rho & \delta \end{bmatrix} \begin{bmatrix} \rho^n \\ -\delta^n \end{bmatrix} \\ &= \frac{1}{\rho - \delta} \begin{bmatrix} \rho^n - \delta^n \\ \rho^{n+1} - \delta^{n+1} \end{bmatrix} \end{aligned}$$

Performing the scalar multiplication and equating the first entries of the two vectors, we arrive at the closed form expression

$$\begin{aligned} a_n &= \frac{1}{\rho - \delta} (\rho^n - \delta^n) \\ &= \frac{1}{\sqrt{5}} \left( \left( \frac{1 + \sqrt{5}}{2} \right)^n - \left( \frac{1 - \sqrt{5}}{2} \right)^n \right) \\ &= \frac{1}{2^n \sqrt{5}} \left( (1 + \sqrt{5})^n - (1 - \sqrt{5})^n \right) \end{aligned}$$

Notice that it does not matter whether we use the equality of the first or second entries of the vectors, we will arrive at the same formula, once in terms of  $n$  and again in terms of  $n + 1$ . Also, our definition clearly describes a sequence that will only contain integers, yet the presence of the irrational number  $\sqrt{5}$  might make us suspicious. But no, our expression for  $a^n$  will always yield an integer!

The Fibonacci sequence, and generalizations of it, have been extensively studied (Fibonacci lived in the 12th and 13th centuries). There are many ways to derive the closed-form expression we

just found, and our approach may not be the most efficient route. But it is a nice demonstration of how diagonalization can be used to solve a problem outside the field of linear algebra.  $\square$

We close this section with a comment about an important upcoming theorem that we prove in Chapter R [512]. A consequence of Theorem OD [585] is that every Hermitian matrix (Definition HM [200]) is diagonalizable (Definition DZM [422]), and the similarity transformation that accomplishes the diagonalization uses a unitary matrix (Definition UM [223]). This means that for every Hermitian matrix of size  $n$  there is a basis of  $\mathbb{C}^n$  that is composed entirely of eigenvectors for the matrix and also forms an orthonormal set (Definition ONS [173]). Notice that for matrices with only real entries, we only need the hypothesis that the matrix is symmetric (Definition SYM [181]) to reach this conclusion (Example ESMS4 [395]). Can you imagine a prettier basis for use with a matrix? I can't.

These results in Section OD [579] explain much of our recurring interest in orthogonality, and make the section a high point in your study of linear algebra. A precise statement of this diagonalization result applies to a slightly broader class of matrices, known as “normal” matrices (Definition NRML [584]), which are matrices that commute with their adjoints. With this expanded category of matrices, the result becomes an equivalence (Technique E [666]). See Theorem OD [585] and Theorem OBNM [587] in Section OD [579] for all the details.

## Subsection READ Reading Questions

---

1. What is an equivalence relation?
2. State a condition that is equivalent to a matrix being diagonalizable, but is not the definition.
3. Find a diagonal matrix similar to

$$A = \begin{bmatrix} -5 & 8 \\ -4 & 7 \end{bmatrix}$$

## Subsection EXC

### Exercises

**C20** Consider the matrix  $A$  below. First, show that  $A$  is diagonalizable by computing the geometric multiplicities of the eigenvalues and quoting the relevant theorem. Second, find a diagonal matrix  $D$  and a nonsingular matrix  $S$  so that  $S^{-1}AS = D$ . (See Exercise EE.C20 [401] for some of the necessary computations.)

$$A = \begin{bmatrix} 18 & -15 & 33 & -15 \\ -4 & 8 & -6 & 6 \\ -9 & 9 & -16 & 9 \\ 5 & -6 & 9 & -4 \end{bmatrix}$$

Contributed by Robert Beezer Solution [433]

**C21** Determine if the matrix  $A$  below is diagonalizable. If the matrix is diagonalizable, then find a diagonal matrix  $D$  that is similar to  $A$ , and provide the invertible matrix  $S$  that performs the similarity transformation. You should use your calculator to find the eigenvalues of the matrix, but try only using the row-reducing function of your calculator to assist with finding eigenvectors.

$$A = \begin{bmatrix} 1 & 9 & 9 & 24 \\ -3 & -27 & -29 & -68 \\ 1 & 11 & 13 & 26 \\ 1 & 7 & 7 & 18 \end{bmatrix}$$

Contributed by Robert Beezer Solution [433]

**C22** Consider the matrix  $A$  below. Find the eigenvalues of  $A$  using a calculator and use these to construct the characteristic polynomial of  $A$ ,  $p_A(x)$ . State the algebraic multiplicity of each eigenvalue. Find all of the eigenspaces for  $A$  by computing expressions for null spaces, only using your calculator to row-reduce matrices. State the geometric multiplicity of each eigenvalue. Is  $A$  diagonalizable? If not, explain why. If so, find a diagonal matrix  $D$  that is similar to  $A$ .

$$A = \begin{bmatrix} 19 & 25 & 30 & 5 \\ -23 & -30 & -35 & -5 \\ 7 & 9 & 10 & 1 \\ -3 & -4 & -5 & -1 \end{bmatrix}$$

Contributed by Robert Beezer Solution [434]

**T15** Suppose that  $A$  and  $B$  are similar matrices. Prove that  $A^3$  and  $B^3$  are similar matrices. Generalize.

Contributed by Robert Beezer Solution [435]

**T16** Suppose that  $A$  and  $B$  are similar matrices, with  $A$  nonsingular. Prove that  $B$  is nonsingular, and that  $A^{-1}$  is similar to  $B^{-1}$ .

Contributed by Robert Beezer Solution [435]

**T17** Suppose that  $B$  is a nonsingular matrix. Prove that  $AB$  is similar to  $BA$ .

Contributed by Robert Beezer Solution [435]

## Subsection SOL Solutions

**C20** Contributed by Robert Beezer Statement [432]

Using a calculator, we find that  $A$  has three distinct eigenvalues,  $\lambda = 3, 2, -1$ , with  $\lambda = 2$  having algebraic multiplicity two,  $\alpha_A(2) = 2$ . The eigenvalues  $\lambda = 3, -1$  have algebraic multiplicity one, and so by Theorem ME [412] we can conclude that their geometric multiplicities are one as well. Together with the computation of the geometric multiplicity of  $\lambda = 2$  from Exercise EE.C20 [401], we know

$$\gamma_A(3) = \alpha_A(3) = 1 \qquad \gamma_A(2) = \alpha_A(2) = 2 \qquad \gamma_A(-1) = \alpha_A(-1) = 1$$

This satisfies the hypotheses of Theorem DMFE [425], and so we can conclude that  $A$  is diagonalizable.

A calculator will give us four eigenvectors of  $A$ , the two for  $\lambda = 2$  being linearly independent presumably. Or, by hand, we could find basis vectors for the three eigenspaces. For  $\lambda = 3, -1$  the eigenspaces have dimension one, and so any eigenvector for these eigenvalues will be multiples of the ones we use below. For  $\lambda = 2$  there are many different bases for the eigenspace, so your answer could vary. Our eigenvectors are the basis vectors we would have obtained if we had actually constructed a basis in Exercise EE.C20 [401] rather than just computing the dimension.

By the construction in the proof of Theorem DC [423], the required matrix  $S$  has columns that are four linearly independent eigenvectors of  $A$  and the diagonal matrix has the eigenvalues on the diagonal (in the same order as the eigenvectors in  $S$ ). Here are the pieces, “doing” the diagonalization,

$$\begin{bmatrix} -1 & 0 & -3 & 6 \\ -2 & -1 & -1 & 0 \\ 0 & 0 & 1 & -3 \\ 1 & 1 & 0 & 1 \end{bmatrix}^{-1} \begin{bmatrix} 18 & -15 & 33 & -15 \\ -4 & 8 & -6 & 6 \\ -9 & 9 & -16 & 9 \\ 5 & -6 & 9 & -4 \end{bmatrix} \begin{bmatrix} -1 & 0 & -3 & 6 \\ -2 & -1 & -1 & 0 \\ 0 & 0 & 1 & -3 \\ 1 & 1 & 0 & 1 \end{bmatrix} = \begin{bmatrix} 3 & 0 & 0 & 0 \\ 0 & 2 & 0 & 0 \\ 0 & 0 & 2 & 0 \\ 0 & 0 & 0 & -1 \end{bmatrix}$$

**C21** Contributed by Robert Beezer Statement [432]

A calculator will provide the eigenvalues  $\lambda = 2, 2, 1, 0$ , so we can reconstruct the characteristic polynomial as

$$p_A(x) = (x - 2)^2(x - 1)x$$

so the algebraic multiplicities of the eigenvalues are

$$\alpha_A(2) = 2 \qquad \alpha_A(1) = 1 \qquad \alpha_A(0) = 1$$

Now compute eigenspaces by hand, obtaining null spaces for each of the three eigenvalues by constructing the correct singular matrix (Theorem EMNS [392]),

$$\begin{aligned} A - 2I_4 &= \begin{bmatrix} -1 & 9 & 9 & 24 \\ -3 & -29 & -29 & -68 \\ 1 & 11 & 11 & 26 \\ 1 & 7 & 7 & 16 \end{bmatrix} \xrightarrow{\text{RREF}} \begin{bmatrix} 1 & 0 & 0 & -\frac{3}{2} \\ 0 & 1 & 1 & \frac{5}{2} \\ 0 & 0 & 0 & 0 \\ 0 & 0 & 0 & 0 \end{bmatrix} \\ \mathcal{E}_A(2) = \mathcal{N}(A - 2I_4) &= \left\langle \left\{ \begin{bmatrix} \frac{3}{2} \\ -\frac{5}{2} \\ 0 \\ 1 \end{bmatrix}, \begin{bmatrix} 0 \\ -1 \\ 1 \\ 0 \end{bmatrix} \right\} \right\rangle = \left\langle \left\{ \begin{bmatrix} 3 \\ -5 \\ 0 \\ 2 \end{bmatrix}, \begin{bmatrix} 0 \\ -1 \\ 1 \\ 0 \end{bmatrix} \right\} \right\rangle \\ A - 1I_4 &= \begin{bmatrix} 0 & 9 & 9 & 24 \\ -3 & -28 & -29 & -68 \\ 1 & 11 & 12 & 26 \\ 1 & 7 & 7 & 17 \end{bmatrix} \xrightarrow{\text{RREF}} \begin{bmatrix} 1 & 0 & 0 & -\frac{5}{3} \\ 0 & 1 & 0 & \frac{13}{3} \\ 0 & 0 & 1 & -\frac{5}{3} \\ 0 & 0 & 0 & 0 \end{bmatrix} \end{aligned}$$

$$\mathcal{E}_A(1) = \mathcal{N}(A - I_4) = \left\langle \left\{ \begin{bmatrix} \frac{5}{3} \\ -\frac{13}{3} \\ \frac{5}{3} \\ 1 \end{bmatrix} \right\} \right\rangle = \left\langle \left\{ \begin{bmatrix} 5 \\ -13 \\ 5 \\ 3 \end{bmatrix} \right\} \right\rangle$$

$$A - 0I_4 = \begin{bmatrix} 1 & 9 & 9 & 24 \\ -3 & -27 & -29 & -68 \\ 1 & 11 & 13 & 26 \\ 1 & 7 & 7 & 18 \end{bmatrix} \xrightarrow{\text{RREF}} \begin{bmatrix} 1 & 0 & 0 & -3 \\ 0 & 1 & 0 & 5 \\ 0 & 0 & 1 & -2 \\ 0 & 0 & 0 & 0 \end{bmatrix}$$

$$\mathcal{E}_A(0) = \mathcal{N}(A - I_4) = \left\langle \left\{ \begin{bmatrix} 3 \\ -5 \\ 2 \\ 1 \end{bmatrix} \right\} \right\rangle$$

From this we can compute the dimensions of the eigenspaces to obtain the geometric multiplicities,

$$\gamma_A(2) = 2 \qquad \gamma_A(1) = 1 \qquad \gamma_A(0) = 1$$

For each eigenvalue, the algebraic and geometric multiplicities are equal and so by Theorem DMFE [425] we now know that  $A$  is diagonalizable. The construction in Theorem DC [423] suggests we form a matrix whose columns are eigenvectors of  $A$

$$S = \begin{bmatrix} 3 & 0 & 5 & 3 \\ -5 & -1 & -13 & -5 \\ 0 & 1 & 5 & 2 \\ 2 & 0 & 3 & 1 \end{bmatrix}$$

Since  $\det(S) = -1 \neq 0$ , we know that  $S$  is nonsingular (Theorem SMZD [378]), so the columns of  $S$  are a set of 4 linearly independent eigenvectors of  $A$ . By the proof of Theorem SMZD [378] we know

$$S^{-1}AS = \begin{bmatrix} 2 & 0 & 0 & 0 \\ 0 & 2 & 0 & 0 \\ 0 & 0 & 1 & 0 \\ 0 & 0 & 0 & 0 \end{bmatrix}$$

a diagonal matrix with the eigenvalues of  $A$  along the diagonal, in the same order as the associated eigenvectors appear as columns of  $S$ .

**C22** Contributed by Robert Beezer Statement [432]

A calculator will report  $\lambda = 0$  as an eigenvalue of algebraic multiplicity of 2, and  $\lambda = -1$  as an eigenvalue of algebraic multiplicity 2 as well. Since eigenvalues are roots of the characteristic polynomial (Theorem EMRCP [391]) we have the factored version

$$p_A(x) = (x - 0)^2(x - (-1))^2 = x^2(x^2 + 2x + 1) = x^4 + 2x^3 + x^2$$

The eigenspaces are then

$$\lambda = 0$$

$$A - (0)I_4 = \begin{bmatrix} 19 & 25 & 30 & 5 \\ -23 & -30 & -35 & -5 \\ 7 & 9 & 10 & 1 \\ -3 & -4 & -5 & -1 \end{bmatrix} \xrightarrow{\text{RREF}} \begin{bmatrix} \boxed{1} & 0 & -5 & -5 \\ 0 & \boxed{1} & 5 & 4 \\ 0 & 0 & 0 & 0 \\ 0 & 0 & 0 & 0 \end{bmatrix}$$

$$\mathcal{E}_A(0) = \mathcal{N}(C - (0)I_4) = \left\langle \left\{ \begin{bmatrix} 5 \\ -5 \\ 1 \\ 0 \end{bmatrix}, \begin{bmatrix} 5 \\ -4 \\ 0 \\ 1 \end{bmatrix} \right\} \right\rangle$$

$$\lambda = -1$$

$$A - (-1)I_4 = \begin{bmatrix} 20 & 25 & 30 & 5 \\ -23 & -29 & -35 & -5 \\ 7 & 9 & 11 & 1 \\ -3 & -4 & -5 & 0 \end{bmatrix} \xrightarrow{\text{RREF}} \begin{bmatrix} \boxed{1} & 0 & -1 & 4 \\ 0 & \boxed{1} & 2 & -3 \\ 0 & 0 & 0 & 0 \\ 0 & 0 & 0 & 0 \end{bmatrix}$$

$$\mathcal{E}_A(-1) = \mathcal{N}(C - (-1)I_4) = \left\langle \left\{ \begin{bmatrix} 1 \\ -2 \\ 1 \\ 0 \end{bmatrix}, \begin{bmatrix} -4 \\ 3 \\ 0 \\ 1 \end{bmatrix} \right\} \right\rangle$$

Each eigenspace above is described by a spanning set obtained through an application of Theorem BNS [136] and so is a basis for the eigenspace. In each case the dimension, and therefore the geometric multiplicity, is 2.

For each of the two eigenvalues, the algebraic and geometric multiplicities are equal. Theorem DMFE [425] says that in this situation the matrix is diagonalizable. We know from Theorem DC [423] that when we diagonalize  $A$  the diagonal matrix will have the eigenvalues of  $A$  on the diagonal (in some order). So we can claim that

$$D = \begin{bmatrix} 0 & 0 & 0 & 0 \\ 0 & 0 & 0 & 0 \\ 0 & 0 & -1 & 0 \\ 0 & 0 & 0 & -1 \end{bmatrix}$$

**T15** Contributed by Robert Beezer Statement [432]

By Definition SIM [419] we know that there is a nonsingular matrix  $S$  so that  $A = S^{-1}BS$ . Then

$$\begin{aligned} A^3 &= (S^{-1}BS)^3 \\ &= (S^{-1}BS)(S^{-1}BS)(S^{-1}BS) \\ &= S^{-1}B(SS^{-1})B(SS^{-1})BS && \text{Theorem MMA [197]} \\ &= S^{-1}B(I_3)B(I_3)BS && \text{Definition MI [207]} \\ &= S^{-1}BBBS && \text{Theorem MMIM [196]} \\ &= S^{-1}B^3S \end{aligned}$$

This equation says that  $A^3$  is similar to  $B^3$  (via the matrix  $S$ ).

More generally, if  $A$  is similar to  $B$ , and  $m$  is a non-negative integer, then  $A^m$  is similar to  $B^m$ . This can be proved using induction (Technique I [670]).

**T16** Contributed by Steve Canfield Statement [432]

$A$  being similar to  $B$  means that there exists an  $S$  such that  $A = S^{-1}BS$ . So,  $B = SAS^{-1}$  and because  $S$ ,  $A$ , and  $S^{-1}$  are nonsingular, by Theorem NPNT [220],  $B$  is nonsingular.

$$\begin{aligned} A^{-1} &= (S^{-1}BS)^{-1} && \text{Definition SIM [419]} \\ &= S^{-1}B^{-1}(S^{-1})^{-1} && \text{Theorem SS [213]} && = S^{-1}B^{-1}S && \text{Theorem MIMI [214]} \end{aligned}$$

Then by Definition SIM [419],  $A^{-1}$  is similar to  $B^{-1}$ .

**T17** Contributed by Robert Beezer Statement [432]

The nonsingular (invertible) matrix  $B$  will provide the desired similarity transformation,

$$\begin{aligned} B^{-1}(BA)B &= (B^{-1}B)(AB) && \text{Theorem MMA [197]} \\ &= I_n AB && \text{Definition MI [207]} \\ &= AB && \text{Theorem MMIM [196]} \end{aligned}$$

## Annotated Acronyms E

### Eigenvalues

---

Theorem EMRCP [391]

Much of what we know about eigenvalues can be traced to analysis of the characteristic polynomial. When we first defined eigenvalues, you might have wondered if they were scarce, or abundant. The characteristic polynomial allows us to answer a question like this with a result like Theorem NEM [411] which tells us there are always a few eigenvalues, but never too many.

Theorem EMNS [392]

If Theorem EMRCP [391] allows us to learn about eigenvalues through what we know about roots of polynomials, then Theorem EMNS [392] allows us to learn about eigenvectors, and eigenspaces, from what we already know about null spaces. These two theorems, along with Definition EEM [384], provide the starting points for discerning the properties of eigenvalues and eigenvectors (to say nothing of actually computing them).

Theorem HMRE [414]

As we have remarked before, we choose to include all of the complex numbers in our set of allowed scalars, whereas many introductory texts restrict their attention to just the real numbers. Here is one of the payoffs to this approach. Begin with a matrix, possibly containing complex entries, and require the matrix to be Hermitian (Definition HM [200]). In the case of only real entries, this boils down to just requiring the matrix to be symmetric (Definition SYM [181]). Generally, the roots of a characteristic polynomial, even with all real coefficients, can have complex numbers as roots. But for a Hermitian matrix, all of the eigenvalues are real numbers! When somebody tells you mathematics can be beautiful, this is an example of what they are talking about.

Theorem DC [423]

Diagonalizing a matrix, or the question of if a matrix is diagonalizable, could be viewed as one of a handful of central questions in linear algebra. Here we have an unequivocal answer to the question of “if,” along with a proof containing a construction for the diagonalization. So this theorem is of theoretical and computational interest. This topic will be important again in Chapter R [512].

Theorem DMFE [425]

Another unequivocal answer to the question of if a matrix is diagonalizable, with perhaps a simpler condition to test. The proof also tells us how to construct the necessary set of  $n$  linearly independent eigenvectors — just round up bases for each eigenspace and join them together. No need to test the linear independence of the combined set.

# Chapter LT

## Linear Transformations

---

In the next linear algebra course you take, the first lecture might be a reminder about what a vector space is (Definition VS [272]), their ten properties, basic theorems and then some examples. The second lecture would likely be all about linear transformations. While it may seem we have waited a long time to present what must be a central topic, in truth we have already been working with linear transformations for some time.

Functions are important objects in the study of calculus, but have been absent from this course until now (well, not really, it just seems that way). In your study of more advanced mathematics it is nearly impossible to escape the use of functions — they are as fundamental as sets are.

### Section LT

#### Linear Transformations

---

Early in Chapter VS [272] we prefaced the definition of a vector space with the comment that it was “one of the two most important definitions in the entire course.” He comes the other. Any capsule summary of linear algebra would have to describe the subject as the interplay of linear transformations and vector spaces. Here we go.

#### Subsection LT

##### Linear Transformations

---

##### Definition LT

###### Linear Transformation

A **linear transformation**,  $T: U \mapsto V$ , is a function that carries elements of the vector space  $U$  (called the **domain**) to the vector space  $V$  (called the **codomain**), and which has two additional properties

1.  $T(\mathbf{u}_1 + \mathbf{u}_2) = T(\mathbf{u}_1) + T(\mathbf{u}_2)$  for all  $\mathbf{u}_1, \mathbf{u}_2 \in U$
2.  $T(\alpha\mathbf{u}) = \alpha T(\mathbf{u})$  for all  $\mathbf{u} \in U$  and all  $\alpha \in \mathbb{C}$

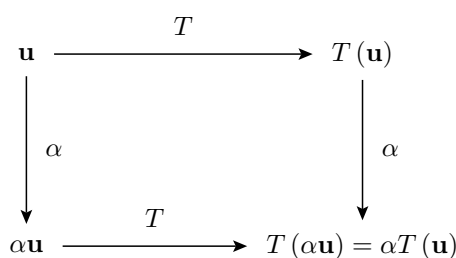
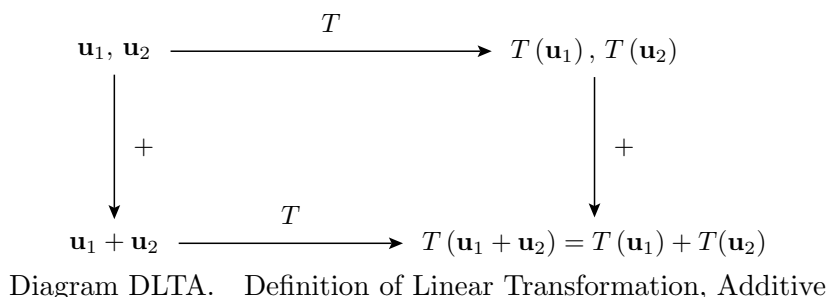
(This definition contains Notation LT.)

△

The two defining conditions in the definition of a linear transformation should “feel linear,” whatever that means. Conversely, these two conditions could be taken as *exactly* what it means to be linear. As every vector space property derives from vector addition and scalar multiplication, so too, every property of a linear transformation derives from these two defining properties. While these conditions may be reminiscent of how we test subspaces, they really are quite different, so do not confuse the two.



Here are two diagrams that convey the essence of the two defining properties of a linear transformation. In each case, begin in the upper left-hand corner, and follow the arrows around the rectangle to the lower-right hand corner, taking two different routes and doing the indicated operations labeled on the arrows. There are two results there. For a linear transformation these two expressions are always equal.



A couple of words about notation.  $T$  is the *name* of the linear transformation, and should be used when we want to discuss the function as a whole.  $T(\mathbf{u})$  is how we talk about the output of the function, it is a vector in the vector space  $V$ . When we write  $T(\mathbf{x} + \mathbf{y}) = T(\mathbf{x}) + T(\mathbf{y})$ , the plus sign on the left is the operation of vector addition in the vector space  $U$ , since  $\mathbf{x}$  and  $\mathbf{y}$  are elements of  $U$ . The plus sign on the right is the operation of vector addition in the vector space  $V$ , since  $T(\mathbf{x})$  and  $T(\mathbf{y})$  are elements of the vector space  $V$ . These two instances of vector addition might be wildly different.

Let's examine several examples and begin to form a catalog of known linear transformations to work with.

### Example ALT

#### A linear transformation

Define  $T: \mathbb{C}^3 \mapsto \mathbb{C}^2$  by describing the output of the function for a generic input with the formula

$$T \left( \begin{bmatrix} x_1 \\ x_2 \\ x_3 \end{bmatrix} \right) = \begin{bmatrix} 2x_1 + x_3 \\ -4x_2 \end{bmatrix}$$

and check the two defining properties.

$$\begin{aligned}
 T(\mathbf{x} + \mathbf{y}) &= T \left( \begin{bmatrix} x_1 \\ x_2 \\ x_3 \end{bmatrix} + \begin{bmatrix} y_1 \\ y_2 \\ y_3 \end{bmatrix} \right) \\
 &= T \left( \begin{bmatrix} x_1 + y_1 \\ x_2 + y_2 \\ x_3 + y_3 \end{bmatrix} \right) \\
 &= \begin{bmatrix} 2(x_1 + y_1) + (x_3 + y_3) \\ -4(x_2 + y_2) \end{bmatrix} \\
 &= \begin{bmatrix} (2x_1 + x_3) + (2y_1 + y_3) \\ -4x_2 + (-4)y_2 \end{bmatrix}
 \end{aligned}$$

$$\begin{aligned}
&= \begin{bmatrix} 2x_1 + x_3 \\ -4x_2 \end{bmatrix} + \begin{bmatrix} 2y_1 + y_3 \\ -4y_2 \end{bmatrix} \\
&= T \left( \begin{bmatrix} x_1 \\ x_2 \\ x_3 \end{bmatrix} \right) + T \left( \begin{bmatrix} y_1 \\ y_2 \\ y_3 \end{bmatrix} \right) \\
&= T(\mathbf{x}) + T(\mathbf{y})
\end{aligned}$$

and

$$\begin{aligned}
T(\alpha\mathbf{x}) &= T \left( \alpha \begin{bmatrix} x_1 \\ x_2 \\ x_3 \end{bmatrix} \right) \\
&= T \left( \begin{bmatrix} \alpha x_1 \\ \alpha x_2 \\ \alpha x_3 \end{bmatrix} \right) \\
&= \begin{bmatrix} 2(\alpha x_1) + (\alpha x_3) \\ -4(\alpha x_2) \end{bmatrix} \\
&= \begin{bmatrix} \alpha(2x_1 + x_3) \\ \alpha(-4x_2) \end{bmatrix} \\
&= \alpha \begin{bmatrix} 2x_1 + x_3 \\ -4x_2 \end{bmatrix} \\
&= \alpha T \left( \begin{bmatrix} x_1 \\ x_2 \\ x_3 \end{bmatrix} \right) \\
&= \alpha T(\mathbf{x})
\end{aligned}$$

So by Definition LT [437],  $T$  is a linear transformation. \(\square\)

It can be just as instructive to look at functions that are *not* linear transformations. Since the defining conditions must be true for *all* vectors and scalars, it is enough to find just one situation where the properties fail.

### Example NLT

#### Not a linear transformation

Define  $S: \mathbb{C}^3 \mapsto \mathbb{C}^3$  by

$$S \left( \begin{bmatrix} x_1 \\ x_2 \\ x_3 \end{bmatrix} \right) = \begin{bmatrix} 4x_1 + 2x_2 \\ 0 \\ x_1 + 3x_3 - 2 \end{bmatrix}$$

This function “looks” linear, but consider

$$3S \left( \begin{bmatrix} 1 \\ 2 \\ 3 \end{bmatrix} \right) = 3 \begin{bmatrix} 8 \\ 0 \\ 8 \end{bmatrix} = \begin{bmatrix} 24 \\ 0 \\ 24 \end{bmatrix}$$

while

$$S \left( 3 \begin{bmatrix} 1 \\ 2 \\ 3 \end{bmatrix} \right) = S \left( \begin{bmatrix} 3 \\ 6 \\ 9 \end{bmatrix} \right) = \begin{bmatrix} 24 \\ 0 \\ 28 \end{bmatrix}$$

So the second required property fails for the choice of  $\alpha = 3$  and  $\mathbf{x} = \begin{bmatrix} 1 \\ 2 \\ 3 \end{bmatrix}$  and by Definition LT [437],  $S$  is not a linear transformation. It is just about as easy to find an example where the first

defining property fails (try it!). Notice that it is the “-2” in the third component of the definition of  $S$  that prevents the function from being a linear transformation.  $\square$

### Example LTPM

#### Linear transformation, polynomials to matrices

Define a linear transformation  $T: P_3 \mapsto M_{22}$  by

$$T(a + bx + cx^2 + dx^3) = \begin{bmatrix} a + b & a - 2c \\ d & b - d \end{bmatrix}$$

We verify the two defining conditions of a linear transformations.

$$\begin{aligned} T(\mathbf{x} + \mathbf{y}) &= T((a_1 + b_1x + c_1x^2 + d_1x^3) + (a_2 + b_2x + c_2x^2 + d_2x^3)) \\ &= T((a_1 + a_2) + (b_1 + b_2)x + (c_1 + c_2)x^2 + (d_1 + d_2)x^3) \\ &= \begin{bmatrix} (a_1 + a_2) + (b_1 + b_2) & (a_1 + a_2) - 2(c_1 + c_2) \\ d_1 + d_2 & (b_1 + b_2) - (d_1 + d_2) \end{bmatrix} \\ &= \begin{bmatrix} (a_1 + b_1) + (a_2 + b_2) & (a_1 - 2c_1) + (a_2 - 2c_2) \\ d_1 + d_2 & (b_1 - d_1) + (b_2 - d_2) \end{bmatrix} \\ &= \begin{bmatrix} a_1 + b_1 & a_1 - 2c_1 \\ d_1 & b_1 - d_1 \end{bmatrix} + \begin{bmatrix} a_2 + b_2 & a_2 - 2c_2 \\ d_2 & b_2 - d_2 \end{bmatrix} \\ &= T(a_1 + b_1x + c_1x^2 + d_1x^3) + T(a_2 + b_2x + c_2x^2 + d_2x^3) \\ &= T(\mathbf{x}) + T(\mathbf{y}) \end{aligned}$$

and

$$\begin{aligned} T(\alpha\mathbf{x}) &= T(\alpha(a + bx + cx^2 + dx^3)) \\ &= T((\alpha a) + (\alpha b)x + (\alpha c)x^2 + (\alpha d)x^3) \\ &= \begin{bmatrix} (\alpha a) + (\alpha b) & (\alpha a) - 2(\alpha c) \\ \alpha d & (\alpha b) - (\alpha d) \end{bmatrix} \\ &= \begin{bmatrix} \alpha(a + b) & \alpha(a - 2c) \\ \alpha d & \alpha(b - d) \end{bmatrix} \\ &= \alpha \begin{bmatrix} a + b & a - 2c \\ d & b - d \end{bmatrix} \\ &= \alpha T(a + bx + cx^2 + dx^3) \\ &= \alpha T(\mathbf{x}) \end{aligned}$$

So by Definition LT [437],  $T$  is a linear transformation.  $\square$

### Example LTPP

#### Linear transformation, polynomials to polynomials

Define a function  $S: P_4 \mapsto P_5$  by

$$S(p(x)) = (x - 2)p(x)$$

Then

$$\begin{aligned} S(p(x) + q(x)) &= (x - 2)(p(x) + q(x)) = (x - 2)p(x) + (x - 2)q(x) = S(p(x)) + S(q(x)) \\ S(\alpha p(x)) &= (x - 2)(\alpha p(x)) = (x - 2)\alpha p(x) = \alpha(x - 2)p(x) = \alpha S(p(x)) \end{aligned}$$

So by Definition LT [437],  $S$  is a linear transformation.  $\square$

Linear transformations have many amazing properties, which we will investigate through the next few sections. However, as a taste of things to come, here is a theorem we can prove now and put to use immediately.

**Theorem LTTZZ**

**Linear Transformations Take Zero to Zero**

Suppose  $T: U \mapsto V$  is a linear transformation. Then  $T(\mathbf{0}) = \mathbf{0}$ . □

**Proof** The two zero vectors in the conclusion of the theorem are different. The first is from  $U$  while the second is from  $V$ . We will subscript the zero vectors in this proof to highlight the distinction. Think about your objects. (This proof is contributed by Mark Shoemaker).

$$\begin{aligned}
 T(\mathbf{0}_U) &= T(\mathbf{0}\mathbf{0}_U) && \text{Theorem ZSSM [279] in } U \\
 &= \mathbf{0}T(\mathbf{0}_U) && \text{Definition LT [437]} \\
 &= \mathbf{0}_V && \text{Theorem ZSSM [279] in } V
 \end{aligned}$$

■

Return to Example NLT [439] and compute  $S \begin{pmatrix} 0 \\ 0 \\ 0 \end{pmatrix} = \begin{bmatrix} 0 \\ 0 \\ -2 \end{bmatrix}$  to quickly see again that  $S$  is not a linear transformation, while in Example LTPM [440] compute  $S(0 + 0x + 0x^2 + 0x^3) = \begin{bmatrix} 0 & 0 \\ 0 & 0 \end{bmatrix}$  as an example of Theorem LTTZZ [441] at work.

**Subsection LTC**

**Linear Transformation Cartoons**

Throughout this chapter, and Chapter R [512], we will include drawings of linear transformations. We will call them “cartoons,” not because they are humorous, but because they will only expose a portion of the truth. A Bugs Bunny cartoon might give us some insights on human nature, but the rules of physics and biology are routinely (and grossly) violated. So it will be with our **linear transformation cartoons**. Here is our first, followed by a guide to help you understand how these are meant to describe fundamental truths about linear transformations, while simultaneously violating other truths.

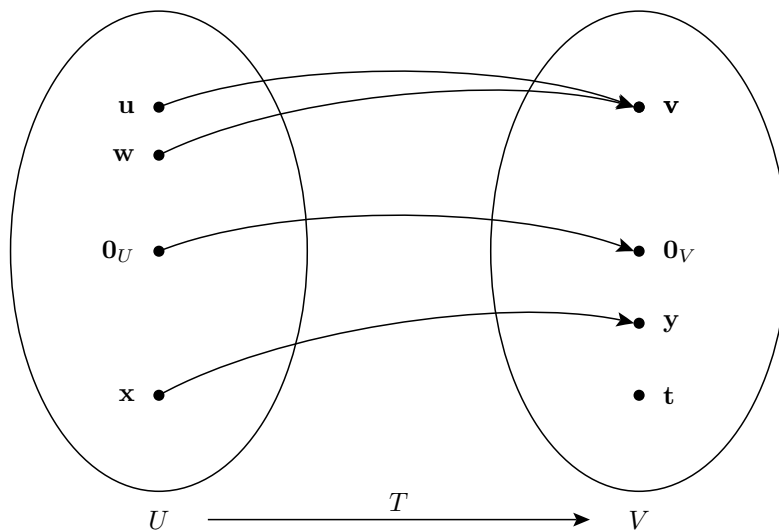


Diagram GLT. General Linear Transformation

Here we picture a linear transformation  $T: U \mapsto V$ , where this information will be consistently displayed along the bottom edge. The ovals are meant to represent the vector spaces, in this case  $U$ , the domain, on the left and  $V$ , the codomain, on the right. Of course, vector spaces are typically infinite sets, so you’ll have to imagine that characteristic of these sets. A small dot inside of an oval will represent a vector within that vector space, sometimes with a name, sometimes not (in

this case every vector has a name). The sizes of the ovals are meant to be proportional to the dimensions of the vector spaces. However, when we make no assumptions about the dimensions, we will draw the ovals as the same size, as we have done here (which is not meant to suggest that the dimensions have to be equal).

To convey that the linear transformation associates a certain input with a certain output, we will draw an arrow from the input to the output. So, for example, in this cartoon we suggest that  $T(\mathbf{x}) = \mathbf{y}$ . Nothing in the definition of a linear transformation prevents two different inputs being sent to the same output and we see this in  $T(\mathbf{u}) = \mathbf{v} = T(\mathbf{w})$ . Similarly, an output may not have any input being sent its way, as illustrated by no arrow pointing at  $\mathbf{t}$ . In this cartoon, we have captured the essence of our one general theorem about linear transformations, Theorem LTTZZ [441],  $T(\mathbf{0}_U) = \mathbf{0}_V$ . On occasion we might include this basic fact when it is relevant, at other times maybe not. Note that the definition of a linear transformation requires that it be a function, so every element of the domain should be associated with some element of the codomain. This will be reflected by never having an element of the domain without an arrow originating there.

These cartoons are of course no substitute for careful definitions and proofs, but they can be a handy way to think about the various properties we will be studying.

**Subsection MLT  
Matrices and Linear Transformations**

If you give me a matrix, then I can quickly build you a linear transformation. Always. First a motivating example and then the theorem.

**Example LTM  
Linear transformation from a matrix**

Let

$$A = \begin{bmatrix} 3 & -1 & 8 & 1 \\ 2 & 0 & 5 & -2 \\ 1 & 1 & 3 & -7 \end{bmatrix}$$

and define a function  $P: \mathbb{C}^4 \mapsto \mathbb{C}^3$  by

$$P(\mathbf{x}) = A\mathbf{x}$$

So we are using an old friend, the matrix-vector product (Definition MVP [190]) as a way to convert a vector with 4 components into a vector with 3 components. Applying Definition MVP [190] allows us to write the defining formula for  $P$  in a slightly different form,

$$P(\mathbf{x}) = A\mathbf{x} = \begin{bmatrix} 3 & -1 & 8 & 1 \\ 2 & 0 & 5 & -2 \\ 1 & 1 & 3 & -7 \end{bmatrix} \begin{bmatrix} x_1 \\ x_2 \\ x_3 \\ x_4 \end{bmatrix} = x_1 \begin{bmatrix} 3 \\ 2 \\ 1 \end{bmatrix} + x_2 \begin{bmatrix} -1 \\ 0 \\ 1 \end{bmatrix} + x_3 \begin{bmatrix} 8 \\ 5 \\ 3 \end{bmatrix} + x_4 \begin{bmatrix} 1 \\ -2 \\ -7 \end{bmatrix}$$

So we recognize the action of the function  $P$  as using the components of the vector  $(x_1, x_2, x_3, x_4)$  as scalars to form the output of  $P$  as a linear combination of the four columns of the matrix  $A$ , which are all members of  $\mathbb{C}^3$ , so the result is a vector in  $\mathbb{C}^3$ . We can rearrange this expression further, using our definitions of operations in  $\mathbb{C}^3$  (Section VO [81]).

$P(\mathbf{x}) = A\mathbf{x}$	Definition of $P$
$= x_1 \begin{bmatrix} 3 \\ 2 \\ 1 \end{bmatrix} + x_2 \begin{bmatrix} -1 \\ 0 \\ 1 \end{bmatrix} + x_3 \begin{bmatrix} 8 \\ 5 \\ 3 \end{bmatrix} + x_4 \begin{bmatrix} 1 \\ -2 \\ -7 \end{bmatrix}$	Definition MVP [190]
$= \begin{bmatrix} 3x_1 \\ 2x_1 \\ x_1 \end{bmatrix} + \begin{bmatrix} -x_2 \\ 0 \\ x_2 \end{bmatrix} + \begin{bmatrix} 8x_3 \\ 5x_3 \\ 3x_3 \end{bmatrix} + \begin{bmatrix} x_4 \\ -2x_4 \\ -7x_4 \end{bmatrix}$	Definition CVSM [83]

$$= \begin{bmatrix} 3x_1 - x_2 + 8x_3 + x_4 \\ 2x_1 + 5x_3 - 2x_4 \\ x_1 + x_2 + 3x_3 - 7x_4 \end{bmatrix} \quad \text{Definition CVA [82]}$$

You might recognize this final expression as being similar in style to some previous examples (Example ALT [438]) and some linear transformations defined in the archetypes (Archetype M [727] through Archetype R [739]). But the expression that says the output of this linear transformation is a linear combination of the columns of  $A$  is probably the most powerful way of thinking about examples of this type.

Almost forgot — we should verify that  $P$  is indeed a linear transformation. This is easy with two matrix properties from Section MM [190].

$$\begin{aligned} P(\mathbf{x} + \mathbf{y}) &= A(\mathbf{x} + \mathbf{y}) && \text{Definition of } P \\ &= A\mathbf{x} + A\mathbf{y} && \text{Theorem MMDAA [196]} \\ &= P(\mathbf{x}) + P(\mathbf{y}) && \text{Definition of } P \end{aligned}$$

and

$$\begin{aligned} P(\alpha\mathbf{x}) &= A(\alpha\mathbf{x}) && \text{Definition of } P \\ &= \alpha(A\mathbf{x}) && \text{Theorem MMSMM [197]} \\ &= \alpha P(\mathbf{x}) && \text{Definition of } P \end{aligned}$$

So by Definition LT [437],  $P$  is a linear transformation.  $\square$

So the multiplication of a vector by a matrix “transforms” the input vector into an output vector, possibly of a different size, by performing a linear combination. And this transformation happens in a “linear” fashion. This “functional” view of the matrix-vector product is the most important shift you can make right now in how you think about linear algebra. Here’s the theorem, whose proof is very nearly an exact copy of the verification in the last example.

### Theorem MBLT Matrices Build Linear Transformations

Suppose that  $A$  is an  $m \times n$  matrix. Define a function  $T: \mathbb{C}^n \mapsto \mathbb{C}^m$  by  $T(\mathbf{x}) = A\mathbf{x}$ . Then  $T$  is a linear transformation.  $\square$

#### Proof

$$\begin{aligned} T(\mathbf{x} + \mathbf{y}) &= A(\mathbf{x} + \mathbf{y}) && \text{Definition of } T \\ &= A\mathbf{x} + A\mathbf{y} && \text{Theorem MMDAA [196]} \\ &= T(\mathbf{x}) + T(\mathbf{y}) && \text{Definition of } T \end{aligned}$$

and

$$\begin{aligned} T(\alpha\mathbf{x}) &= A(\alpha\mathbf{x}) && \text{Definition of } T \\ &= \alpha(A\mathbf{x}) && \text{Theorem MMSMM [197]} \\ &= \alpha T(\mathbf{x}) && \text{Definition of } T \end{aligned}$$

So by Definition LT [437],  $T$  is a linear transformation.  $\blacksquare$

So Theorem MBLT [443] gives us a rapid way to construct linear transformations. Grab an  $m \times n$  matrix  $A$ , define  $T(\mathbf{x}) = A\mathbf{x}$  and Theorem MBLT [443] tells us that  $T$  is a linear transformation from  $\mathbb{C}^n$  to  $\mathbb{C}^m$ , without any further checking.

We can turn Theorem MBLT [443] around. You give me a linear transformation and I will give you a matrix.

**Example MFLT**

**Matrix from a linear transformation**

Define the function  $R: \mathbb{C}^3 \mapsto \mathbb{C}^4$  by

$$R \left( \begin{bmatrix} x_1 \\ x_2 \\ x_3 \end{bmatrix} \right) = \begin{bmatrix} 2x_1 - 3x_2 + 4x_3 \\ x_1 + x_2 + x_3 \\ -x_1 + 5x_2 - 3x_3 \\ x_2 - 4x_3 \end{bmatrix}$$

You could verify that  $R$  is a linear transformation by applying the definition, but we will instead massage the expression defining a typical output until we recognize the form of a known class of linear transformations.

$$\begin{aligned} R \left( \begin{bmatrix} x_1 \\ x_2 \\ x_3 \end{bmatrix} \right) &= \begin{bmatrix} 2x_1 - 3x_2 + 4x_3 \\ x_1 + x_2 + x_3 \\ -x_1 + 5x_2 - 3x_3 \\ x_2 - 4x_3 \end{bmatrix} \\ &= \begin{bmatrix} 2x_1 \\ x_1 \\ -x_1 \\ 0 \end{bmatrix} + \begin{bmatrix} -3x_2 \\ x_2 \\ 5x_2 \\ x_2 \end{bmatrix} + \begin{bmatrix} 4x_3 \\ x_3 \\ -3x_3 \\ -4x_3 \end{bmatrix} && \text{Definition CVA [82]} \\ &= x_1 \begin{bmatrix} 2 \\ 1 \\ -1 \\ 0 \end{bmatrix} + x_2 \begin{bmatrix} -3 \\ 1 \\ 5 \\ 1 \end{bmatrix} + x_3 \begin{bmatrix} 4 \\ 1 \\ -3 \\ -4 \end{bmatrix} && \text{Definition CVSM [83]} \\ &= \begin{bmatrix} 2 & -3 & 4 \\ 1 & 1 & 1 \\ -1 & 5 & -3 \\ 0 & 1 & -4 \end{bmatrix} \begin{bmatrix} x_1 \\ x_2 \\ x_3 \end{bmatrix} && \text{Definition MVP [190]} \end{aligned}$$

So if we define the matrix

$$B = \begin{bmatrix} 2 & -3 & 4 \\ 1 & 1 & 1 \\ -1 & 5 & -3 \\ 0 & 1 & -4 \end{bmatrix}$$

then  $R(\mathbf{x}) = B\mathbf{x}$ . By Theorem MBLT [443], we can easily recognize  $R$  as a linear transformation since it has the form described in the hypothesis of the theorem.  $\square$

Example MFLT [444] was not accident. Consider any one of the archetypes where both the domain and codomain are sets of column vectors (Archetype M [727] through Archetype R [739]) and you should be able to mimic the previous example. Here’s the theorem, which is notable since it is our first occasion to use the full power of the defining properties of a linear transformation when our hypothesis includes a linear transformation.

**Theorem MLTCV**

**Matrix of a Linear Transformation, Column Vectors**

Suppose that  $T: \mathbb{C}^n \mapsto \mathbb{C}^m$  is a linear transformation. Then there is an  $m \times n$  matrix  $A$  such that  $T(\mathbf{x}) = A\mathbf{x}$ .  $\square$

**Proof** The conclusion says a certain matrix exists. What better way to prove something exists than to actually build it? So our proof will be constructive (Technique C [666]), and the procedure that we will use abstractly in the proof can be used concretely in specific examples.

Let  $\mathbf{e}_1, \mathbf{e}_2, \mathbf{e}_3, \dots, \mathbf{e}_n$  be the columns of the identity matrix of size  $n$ ,  $I_n$  (Definition SUV [169]). Evaluate the linear transformation  $T$  with each of these standard unit vectors as an input, and record the result. In other words, define  $n$  vectors in  $\mathbb{C}^m$ ,  $\mathbf{A}_i, 1 \leq i \leq n$  by

$$\mathbf{A}_i = T(\mathbf{e}_i)$$

Then package up these vectors as the columns of a matrix

$$A = [\mathbf{A}_1 | \mathbf{A}_2 | \mathbf{A}_3 | \dots | \mathbf{A}_n]$$

Does  $A$  have the desired properties? First,  $A$  is clearly an  $m \times n$  matrix. Then

$$\begin{aligned} T(\mathbf{x}) &= T(I_n \mathbf{x}) && \text{Theorem MMIM [196]} \\ &= T([\mathbf{e}_1 | \mathbf{e}_2 | \mathbf{e}_3 | \dots | \mathbf{e}_n] \mathbf{x}) && \text{Definition SUV [169]} \\ &= T([\mathbf{x}]_1 \mathbf{e}_1 + [\mathbf{x}]_2 \mathbf{e}_2 + [\mathbf{x}]_3 \mathbf{e}_3 + \dots + [\mathbf{x}]_n \mathbf{e}_n) && \text{Definition MVP [190]} \\ &= T([\mathbf{x}]_1 \mathbf{e}_1) + T([\mathbf{x}]_2 \mathbf{e}_2) + T([\mathbf{x}]_3 \mathbf{e}_3) + \dots + T([\mathbf{x}]_n \mathbf{e}_n) && \text{Definition LT [437]} \\ &= [\mathbf{x}]_1 T(\mathbf{e}_1) + [\mathbf{x}]_2 T(\mathbf{e}_2) + [\mathbf{x}]_3 T(\mathbf{e}_3) + \dots + [\mathbf{x}]_n T(\mathbf{e}_n) && \text{Definition LT [437]} \\ &= [\mathbf{x}]_1 \mathbf{A}_1 + [\mathbf{x}]_2 \mathbf{A}_2 + [\mathbf{x}]_3 \mathbf{A}_3 + \dots + [\mathbf{x}]_n \mathbf{A}_n && \text{Definition of } \mathbf{A}_i \\ &= A\mathbf{x} && \text{Definition MVP [190]} \end{aligned}$$

as desired. ■

So if we were to restrict our study of linear transformations to those where the domain and codomain are both vector spaces of column vectors (Definition VSCV [81]), every matrix leads to a linear transformation of this type (Theorem MBLT [443]), while every such linear transformation leads to a matrix (Theorem MLTCV [444]). So matrices and linear transformations are fundamentally the same. We call the matrix  $A$  of Theorem MLTCV [444] the **matrix representation** of  $T$ .

We have defined linear transformations for more general vector spaces than just  $\mathbb{C}^m$ , can we extend this correspondence between linear transformations and matrices to more general linear transformations (more general domains and codomains)? Yes, and this is the main theme of Chapter R [512]. Stay tuned. For now, let's illustrate Theorem MLTCV [444] with an example.

### Example MOLT

#### Matrix of a linear transformation

Suppose  $S: \mathbb{C}^3 \mapsto \mathbb{C}^4$  is defined by

$$S \left( \begin{bmatrix} x_1 \\ x_2 \\ x_3 \end{bmatrix} \right) = \begin{bmatrix} 3x_1 - 2x_2 + 5x_3 \\ x_1 + x_2 + x_3 \\ 9x_1 - 2x_2 + 5x_3 \\ 4x_2 \end{bmatrix}$$

Then

$$\begin{aligned} \mathbf{C}_1 &= S(\mathbf{e}_1) = S \left( \begin{bmatrix} 1 \\ 0 \\ 0 \end{bmatrix} \right) = \begin{bmatrix} 3 \\ 1 \\ 9 \\ 0 \end{bmatrix} \\ \mathbf{C}_2 &= S(\mathbf{e}_2) = S \left( \begin{bmatrix} 0 \\ 1 \\ 0 \end{bmatrix} \right) = \begin{bmatrix} -2 \\ 1 \\ -2 \\ 4 \end{bmatrix} \\ \mathbf{C}_3 &= S(\mathbf{e}_3) = S \left( \begin{bmatrix} 0 \\ 0 \\ 1 \end{bmatrix} \right) = \begin{bmatrix} 5 \\ 1 \\ 5 \\ 0 \end{bmatrix} \end{aligned}$$

so define

$$C = [C_1 | C_2 | C_3] = \begin{bmatrix} 3 & -2 & 5 \\ 1 & 1 & 1 \\ 9 & -2 & 5 \\ 0 & 4 & 0 \end{bmatrix}$$



and Theorem MLTCV [444] guarantees that  $S(\mathbf{x}) = C\mathbf{x}$ .

As an illuminating exercise, let  $\mathbf{z} = \begin{bmatrix} 2 \\ -3 \\ 3 \end{bmatrix}$  and compute  $S(\mathbf{z})$  two different ways. First, return to the definition of  $S$  and evaluate  $S(\mathbf{z})$  directly. Then do the matrix-vector product  $C\mathbf{z}$ . In both cases you should obtain the vector  $S(\mathbf{z}) = \begin{bmatrix} 27 \\ 2 \\ 39 \\ -12 \end{bmatrix}$ .  $\square$

## Subsection LTLC Linear Transformations and Linear Combinations

It is the interaction between linear transformations and linear combinations that lies at the heart of many of the important theorems of linear algebra. The next theorem distills the essence of this. The proof is not deep, the result is hardly startling, but it will be referenced frequently. We have already passed by one occasion to employ it, in the proof of Theorem MLTCV [444]. Paraphrasing, this theorem says that we can “push” linear transformations “down into” linear combinations, or “pull” linear transformations “up out” of linear combinations. We’ll have opportunities to both push and pull.

### Theorem LTLC Linear Transformations and Linear Combinations

Suppose that  $T: U \mapsto V$  is a linear transformation,  $\mathbf{u}_1, \mathbf{u}_2, \mathbf{u}_3, \dots, \mathbf{u}_t$  are vectors from  $U$  and  $a_1, a_2, a_3, \dots, a_t$  are scalars from  $\mathbb{C}$ . Then

$$T(a_1\mathbf{u}_1 + a_2\mathbf{u}_2 + a_3\mathbf{u}_3 + \cdots + a_t\mathbf{u}_t) = a_1T(\mathbf{u}_1) + a_2T(\mathbf{u}_2) + a_3T(\mathbf{u}_3) + \cdots + a_tT(\mathbf{u}_t)$$

$\square$

### Proof

$$\begin{aligned} T(a_1\mathbf{u}_1 + a_2\mathbf{u}_2 + a_3\mathbf{u}_3 + \cdots + a_t\mathbf{u}_t) & \\ = T(a_1\mathbf{u}_1) + T(a_2\mathbf{u}_2) + T(a_3\mathbf{u}_3) + \cdots + T(a_t\mathbf{u}_t) & \quad \text{Definition LT [437]} \\ = a_1T(\mathbf{u}_1) + a_2T(\mathbf{u}_2) + a_3T(\mathbf{u}_3) + \cdots + a_tT(\mathbf{u}_t) & \quad \text{Definition LT [437]} \end{aligned}$$

■

Some authors, especially in more advanced texts, take the conclusion of Theorem LTLC [446] as the defining condition of a linear transformation. This has the appeal of being a single condition, rather than the two-part condition of Definition LT [437]. (See Exercise LT.T20 [457]).

Our next theorem says, informally, that it is enough to know how a linear transformation behaves for inputs from any basis of the domain, and *all* the other outputs are described by a linear combination of these few values. Again, the statement of the theorem, and its proof, are not remarkable, but the insight that goes along with it is very fundamental.

### Theorem LTDB Linear Transformation Defined on a Basis

Suppose  $B = \{\mathbf{u}_1, \mathbf{u}_2, \mathbf{u}_3, \dots, \mathbf{u}_n\}$  is a basis for the vector space  $U$  and  $\mathbf{v}_1, \mathbf{v}_2, \mathbf{v}_3, \dots, \mathbf{v}_n$  is a list of vectors from the vector space  $V$  (which are not necessarily distinct). Then there is a unique linear transformation,  $T: U \mapsto V$ , such that  $T(\mathbf{u}_i) = \mathbf{v}_i$ ,  $1 \leq i \leq n$ .  $\square$

**Proof** To prove the existence of  $T$ , we construct a function and show that it is a linear transformation (Technique C [666]). Suppose  $\mathbf{w} \in U$  is an arbitrary element of the domain. Then by Theorem VRRB [309] there are unique scalars  $a_1, a_2, a_3, \dots, a_n$  such that

$$\mathbf{w} = a_1\mathbf{u}_1 + a_2\mathbf{u}_2 + a_3\mathbf{u}_3 + \cdots + a_n\mathbf{u}_n$$

Then *define*

$$T(\mathbf{w}) = a_1\mathbf{v}_1 + a_2\mathbf{v}_2 + a_3\mathbf{v}_3 + \cdots + a_n\mathbf{v}_n$$

It should be clear that  $T$  behaves as required for  $n$  inputs from  $B$ . Since the scalars provided by Theorem VRRB [309] are unique, there is no ambiguity in this definition, and  $T$  qualifies as a function with domain  $U$  and codomain  $V$  (i.e.  $T$  is well-defined). But is  $T$  a linear transformation as well?

Let  $\mathbf{x} \in U$  be a second element of the domain, and suppose the scalars provided by Theorem VRRB [309] (relative to  $B$ ) are  $b_1, b_2, b_3, \dots, b_n$ . Then

$$\begin{aligned} T(\mathbf{w} + \mathbf{x}) &= T(a_1\mathbf{u}_1 + a_2\mathbf{u}_2 + \cdots + a_n\mathbf{u}_n + b_1\mathbf{u}_1 + b_2\mathbf{u}_2 + \cdots + b_n\mathbf{u}_n) \\ &= T((a_1 + b_1)\mathbf{u}_1 + (a_2 + b_2)\mathbf{u}_2 + \cdots + (a_n + b_n)\mathbf{u}_n) && \text{Definition VS [272]} \\ &= (a_1 + b_1)\mathbf{v}_1 + (a_2 + b_2)\mathbf{v}_2 + \cdots + (a_n + b_n)\mathbf{v}_n && \text{Definition of } T \\ &= a_1\mathbf{v}_1 + a_2\mathbf{v}_2 + \cdots + a_n\mathbf{v}_n + b_1\mathbf{v}_1 + b_2\mathbf{v}_2 + \cdots + b_n\mathbf{v}_n && \text{Definition VS [272]} \\ &= T(\mathbf{w}) + T(\mathbf{x}) \end{aligned}$$

Let  $\alpha \in \mathbb{C}$  be any scalar. Then

$$\begin{aligned} T(\alpha\mathbf{w}) &= T(\alpha(a_1\mathbf{u}_1 + a_2\mathbf{u}_2 + a_3\mathbf{u}_3 + \cdots + a_n\mathbf{u}_n)) \\ &= T(\alpha a_1\mathbf{u}_1 + \alpha a_2\mathbf{u}_2 + \alpha a_3\mathbf{u}_3 + \cdots + \alpha a_n\mathbf{u}_n) && \text{Definition VS [272]} \\ &= \alpha a_1\mathbf{v}_1 + \alpha a_2\mathbf{v}_2 + \alpha a_3\mathbf{v}_3 + \cdots + \alpha a_n\mathbf{v}_n && \text{Definition of } T \\ &= \alpha(a_1\mathbf{v}_1 + a_2\mathbf{v}_2 + a_3\mathbf{v}_3 + \cdots + a_n\mathbf{v}_n) && \text{Definition VS [272]} \\ &= \alpha T(\mathbf{w}) \end{aligned}$$

So by Definition LT [437],  $T$  is a linear transformation.

Is  $T$  unique (among all linear transformations that take the  $\mathbf{u}_i$  to the  $\mathbf{v}_i$ )? Applying Technique U [669], we posit the existence of a second linear transformation,  $S: U \mapsto V$  such that  $S(\mathbf{u}_i) = \mathbf{v}_i$ ,  $1 \leq i \leq n$ . Again, let  $\mathbf{w} \in U$  represent an arbitrary element of  $U$  and let  $a_1, a_2, a_3, \dots, a_n$  be the scalars provided by Theorem VRRB [309] (relative to  $B$ ). We have,

$$\begin{aligned} T(\mathbf{w}) &= T(a_1\mathbf{u}_1 + a_2\mathbf{u}_2 + a_3\mathbf{u}_3 + \cdots + a_n\mathbf{u}_n) && \text{Theorem VRRB [309]} \\ &= a_1T(\mathbf{u}_1) + a_2T(\mathbf{u}_2) + a_3T(\mathbf{u}_3) + \cdots + a_nT(\mathbf{u}_n) && \text{Theorem LTLC [446]} \\ &= a_1\mathbf{v}_1 + a_2\mathbf{v}_2 + a_3\mathbf{v}_3 + \cdots + a_n\mathbf{v}_n && \text{Definition of } T \\ &= a_1S(\mathbf{u}_1) + a_2S(\mathbf{u}_2) + a_3S(\mathbf{u}_3) + \cdots + a_nS(\mathbf{u}_n) && \text{Definition of } S \\ &= S(a_1\mathbf{u}_1 + a_2\mathbf{u}_2 + a_3\mathbf{u}_3 + \cdots + a_n\mathbf{u}_n) && \text{Theorem LTLC [446]} \\ &= S(\mathbf{w}) && \text{Theorem VRRB [309]} \end{aligned}$$

So the output of  $T$  and  $S$  agree on every input, which means they are equal as functions,  $T = S$ . So  $T$  is unique. ■

You might recall facts from analytic geometry, such as “any two points determine a line” and “any three non-collinear points determine a parabola.” Theorem LTDB [446] has much of the same feel. By specifying the  $n$  outputs for inputs from a basis, an entire linear transformation is determined. The analogy is not perfect, but the style of these facts are not very dissimilar from Theorem LTDB [446].

Notice that the statement of Theorem LTDB [446] asserts the *existence* of a linear transformation with certain properties, while the proof shows us exactly how to define the desired linear transformation. The next examples how how to work with linear transformations that we find this way.

### Example LTDB1

#### Linear transformation defined on a basis

Consider the linear transformation  $T: \mathbb{C}^3 \mapsto \mathbb{C}^2$  that is required to have the following three values,

$$T \left( \begin{bmatrix} 1 \\ 0 \\ 0 \end{bmatrix} \right) = \begin{bmatrix} 2 \\ 1 \end{bmatrix} \quad T \left( \begin{bmatrix} 0 \\ 1 \\ 0 \end{bmatrix} \right) = \begin{bmatrix} -1 \\ 4 \end{bmatrix} \quad T \left( \begin{bmatrix} 0 \\ 0 \\ 1 \end{bmatrix} \right) = \begin{bmatrix} 6 \\ 0 \end{bmatrix}$$

Because

$$B = \left\{ \begin{bmatrix} 1 \\ 0 \\ 0 \end{bmatrix}, \begin{bmatrix} 0 \\ 1 \\ 0 \end{bmatrix}, \begin{bmatrix} 0 \\ 0 \\ 1 \end{bmatrix} \right\}$$

is a basis for  $\mathbb{C}^3$  (Theorem SUVB [317]), Theorem LTDB [446] says there is a unique linear transformation  $T$  that behaves this way. How do we compute other values of  $T$ ? Consider the input

$$\mathbf{w} = \begin{bmatrix} 2 \\ -3 \\ 1 \end{bmatrix} = (2) \begin{bmatrix} 1 \\ 0 \\ 0 \end{bmatrix} + (-3) \begin{bmatrix} 0 \\ 1 \\ 0 \end{bmatrix} + (1) \begin{bmatrix} 0 \\ 0 \\ 1 \end{bmatrix}$$

Then

$$T(\mathbf{w}) = (2) \begin{bmatrix} 2 \\ 1 \end{bmatrix} + (-3) \begin{bmatrix} -1 \\ 4 \end{bmatrix} + (1) \begin{bmatrix} 6 \\ 0 \end{bmatrix} = \begin{bmatrix} 13 \\ -10 \end{bmatrix}$$

Doing it again,

$$\mathbf{x} = \begin{bmatrix} 5 \\ 2 \\ -3 \end{bmatrix} = (5) \begin{bmatrix} 1 \\ 0 \\ 0 \end{bmatrix} + (2) \begin{bmatrix} 0 \\ 1 \\ 0 \end{bmatrix} + (-3) \begin{bmatrix} 0 \\ 0 \\ 1 \end{bmatrix}$$

so

$$T(\mathbf{x}) = (5) \begin{bmatrix} 2 \\ 1 \end{bmatrix} + (2) \begin{bmatrix} -1 \\ 4 \end{bmatrix} + (-3) \begin{bmatrix} 6 \\ 0 \end{bmatrix} = \begin{bmatrix} -10 \\ 13 \end{bmatrix}$$

Any other value of  $T$  could be computed in a similar manner. So rather than being given a *formula* for the outputs of  $T$ , the *requirement* that  $T$  behave in a certain way for the inputs chosen from a basis of the domain, is as sufficient as a formula for computing any value of the function. You might notice some parallels between this example and Example MOLT [445] or Theorem MLTCV [444].  $\square$

### Example LTDB2

#### Linear transformation defined on a basis

Consider the linear transformation  $R: \mathbb{C}^3 \mapsto \mathbb{C}^2$  with the three values,

$$R \left( \begin{bmatrix} 1 \\ 2 \\ 1 \end{bmatrix} \right) = \begin{bmatrix} 5 \\ -1 \end{bmatrix} \quad R \left( \begin{bmatrix} -1 \\ 5 \\ 1 \end{bmatrix} \right) = \begin{bmatrix} 0 \\ 4 \end{bmatrix} \quad R \left( \begin{bmatrix} 3 \\ 1 \\ 4 \end{bmatrix} \right) = \begin{bmatrix} 2 \\ 3 \end{bmatrix}$$

You can check that

$$D = \left\{ \begin{bmatrix} 1 \\ 2 \\ 1 \end{bmatrix}, \begin{bmatrix} -1 \\ 5 \\ 1 \end{bmatrix}, \begin{bmatrix} 3 \\ 1 \\ 4 \end{bmatrix} \right\}$$

is a basis for  $\mathbb{C}^3$  (make the vectors the columns of a square matrix and check that the matrix is nonsingular, Theorem CNMB [322]). By Theorem LTDB [446] we know there is a unique linear transformation  $R$  with the three specified outputs. However, we have to work just a bit harder to take an input vector and express it as a linear combination of the vectors in  $D$ . For example, consider,

$$\mathbf{y} = \begin{bmatrix} 8 \\ -3 \\ 5 \end{bmatrix}$$

Then we must first write  $\mathbf{y}$  as a linear combination of the vectors in  $D$  and solve for the unknown scalars, to arrive at

$$\mathbf{y} = \begin{bmatrix} 8 \\ -3 \\ 5 \end{bmatrix} = (3) \begin{bmatrix} 1 \\ 2 \\ 1 \end{bmatrix} + (-2) \begin{bmatrix} -1 \\ 5 \\ 1 \end{bmatrix} + (1) \begin{bmatrix} 3 \\ 1 \\ 4 \end{bmatrix}$$

Then the proof of Theorem LTDB [446] gives us

$$R(\mathbf{y}) = (3) \begin{bmatrix} 5 \\ -1 \end{bmatrix} + (-2) \begin{bmatrix} 0 \\ 4 \end{bmatrix} + (1) \begin{bmatrix} 2 \\ 3 \end{bmatrix} = \begin{bmatrix} 17 \\ -8 \end{bmatrix}$$

Any other value of  $R$  could be computed in a similar manner.  $\square$

Here is a third example of a linear transformation defined by its action on a basis, only with more abstract vector spaces involved.

### Example LTDB3

#### Linear transformation defined on a basis

The set  $W = \{p(x) \in P_3 \mid p(1) = 0, p(3) = 0\} \subseteq P_3$  is a subspace of the vector space of polynomials  $P_3$ . This subspace has  $C = \{3 - 4x + x^2, 12 - 13x + x^3\}$  as a basis (check this!). Suppose we consider the linear transformation  $S: P_3 \mapsto M_{22}$  with values

$$S(3 - 4x + x^2) = \begin{bmatrix} 1 & -3 \\ 2 & 0 \end{bmatrix} \qquad S(12 - 13x + x^3) = \begin{bmatrix} 0 & 1 \\ 1 & 0 \end{bmatrix}$$

By Theorem LTDB [446] we know there is a unique linear transformation with these two values. To illustrate a sample computation of  $S$ , consider  $q(x) = 9 - 6x - 5x^2 + 2x^3$ . Verify that  $q(x)$  is an element of  $W$  (does it have roots at  $x = 1$  and  $x = 3$ ?), then find the scalars needed to write it as a linear combination of the basis vectors in  $C$ . Because

$$q(x) = 9 - 6x - 5x^2 + 2x^3 = (-5)(3 - 4x + x^2) + (2)(12 - 13x + x^3)$$

The proof of Theorem LTDB [446] gives us

$$S(q) = (-5) \begin{bmatrix} 1 & -3 \\ 2 & 0 \end{bmatrix} + (2) \begin{bmatrix} 0 & 1 \\ 1 & 0 \end{bmatrix} = \begin{bmatrix} -5 & 17 \\ -8 & 0 \end{bmatrix}$$

And all the other outputs of  $S$  could be computed in the same manner. Every output of  $S$  will have a zero in the second row, second column. Can you see why this is so?  $\square$

Informally, we can describe Theorem LTDB [446] by saying “it is enough to know what a linear transformation does to a basis (of the domain).”

## Subsection PI

### Pre-Images

---

The definition of a function requires that for each input in the domain there is *exactly* one output in the codomain. However, the correspondence does not have to behave the other way around. A member of the codomain might have many inputs from the domain that create it, or it may have none at all. To formalize our discussion of this aspect of linear transformations, we define the pre-image.

#### Definition PI

##### Pre-Image

Suppose that  $T: U \mapsto V$  is a linear transformation. For each  $\mathbf{v}$ , define the **pre-image** of  $\mathbf{v}$  to be the subset of  $U$  given by

$$T^{-1}(\mathbf{v}) = \{\mathbf{u} \in U \mid T(\mathbf{u}) = \mathbf{v}\}$$

△

In other words,  $T^{-1}(\mathbf{v})$  is the set of all those vectors in the domain  $U$  that get “sent” to the vector  $\mathbf{v}$ .

### Example SPIAS

#### Sample pre-images, Archetype S

Archetype S [742] is the linear transformation defined by

$$T: \mathbb{C}^3 \mapsto M_{22}, \quad T \left( \begin{bmatrix} a \\ b \\ c \end{bmatrix} \right) = \begin{bmatrix} a - b & 2a + 2b + c \\ 3a + b + c & -2a - 6b - 2c \end{bmatrix}$$

We could compute a pre-image for every element of the codomain  $M_{22}$ . However, even in a free textbook, we do not have the room to do that, so we will compute just two.

Choose

$$\mathbf{v} = \begin{bmatrix} 2 & 1 \\ 3 & 2 \end{bmatrix} \in M_{22}$$

for no particular reason. What is  $T^{-1}(\mathbf{v})$ ? Suppose  $\mathbf{u} = \begin{bmatrix} u_1 \\ u_2 \\ u_3 \end{bmatrix} \in T^{-1}(\mathbf{v})$ . The condition that

$T(\mathbf{u}) = \mathbf{v}$  becomes

$$\begin{bmatrix} 2 & 1 \\ 3 & 2 \end{bmatrix} = \mathbf{v} = T(\mathbf{u}) = T \left( \begin{bmatrix} u_1 \\ u_2 \\ u_3 \end{bmatrix} \right) = \begin{bmatrix} u_1 - u_2 & 2u_1 + 2u_2 + u_3 \\ 3u_1 + u_2 + u_3 & -2u_1 - 6u_2 - 2u_3 \end{bmatrix}$$

Using matrix equality (Definition ME [178]), we arrive at a system of four equations in the three unknowns  $u_1, u_2, u_3$  with an augmented matrix that we can row-reduce in the hunt for solutions,

$$\begin{bmatrix} 1 & -1 & 0 & 2 \\ 2 & 2 & 1 & 1 \\ 3 & 1 & 1 & 3 \\ -2 & -6 & -2 & 2 \end{bmatrix} \xrightarrow{\text{RREF}} \begin{bmatrix} \boxed{1} & 0 & \frac{1}{4} & \frac{5}{4} \\ 0 & \boxed{1} & \frac{1}{4} & -\frac{3}{4} \\ 0 & 0 & 0 & 0 \\ 0 & 0 & 0 & 0 \end{bmatrix}$$

We recognize this system as having infinitely many solutions described by the single free variable  $u_3$ . Eventually obtaining the vector form of the solutions (Theorem VFSLs [97]), we can describe the preimage precisely as,

$$\begin{aligned} T^{-1}(\mathbf{v}) &= \{ \mathbf{u} \in \mathbb{C}^3 \mid T(\mathbf{u}) = \mathbf{v} \} \\ &= \left\{ \begin{bmatrix} u_1 \\ u_2 \\ u_3 \end{bmatrix} \mid u_1 = \frac{5}{4} - \frac{1}{4}u_3, u_2 = -\frac{3}{4} - \frac{1}{4}u_3 \right\} \\ &= \left\{ \begin{bmatrix} \frac{5}{4} - \frac{1}{4}u_3 \\ -\frac{3}{4} - \frac{1}{4}u_3 \\ u_3 \end{bmatrix} \mid u_3 \in \mathbb{C}^3 \right\} \\ &= \left\{ \begin{bmatrix} \frac{5}{4} \\ -\frac{3}{4} \\ 0 \end{bmatrix} + u_3 \begin{bmatrix} -\frac{1}{4} \\ -\frac{1}{4} \\ 1 \end{bmatrix} \mid u_3 \in \mathbb{C}^3 \right\} \\ &= \begin{bmatrix} \frac{5}{4} \\ -\frac{3}{4} \\ 0 \end{bmatrix} + \left\langle \left\{ \begin{bmatrix} -\frac{1}{4} \\ -\frac{1}{4} \\ 1 \end{bmatrix} \right\} \right\rangle \end{aligned}$$

This last line is merely a suggestive way of describing the set on the previous line. You might create three or four vectors in the preimage, and evaluate  $T$  with each. Was the result what you expected? For a hint of things to come, you might try evaluating  $T$  with just the lone vector in

the spanning set above. What was the result? Now take a look back at Theorem PSPHS [102]. Hmmmm.

OK, let's compute another preimage, but with a different outcome this time. Choose

$$\mathbf{v} = \begin{bmatrix} 1 & 1 \\ 2 & 4 \end{bmatrix} \in M_{22}$$

What is  $T^{-1}(\mathbf{v})$ ? Suppose  $\mathbf{u} = \begin{bmatrix} u_1 \\ u_2 \\ u_3 \end{bmatrix} \in T^{-1}(\mathbf{v})$ . That  $T(\mathbf{u}) = \mathbf{v}$  becomes

$$\begin{bmatrix} 1 & 1 \\ 2 & 4 \end{bmatrix} = \mathbf{v} = T(\mathbf{u}) = T\left(\begin{bmatrix} u_1 \\ u_2 \\ u_3 \end{bmatrix}\right) = \begin{bmatrix} u_1 - u_2 & 2u_1 + 2u_2 + u_3 \\ 3u_1 + u_2 + u_3 & -2u_1 - 6u_2 - 2u_3 \end{bmatrix}$$

Using matrix equality (Definition ME [178]), we arrive at a system of four equations in the three unknowns  $u_1, u_2, u_3$  with an augmented matrix that we can row-reduce in the hunt for solutions,

$$\begin{bmatrix} 1 & -1 & 0 & 1 \\ 2 & 2 & 1 & 1 \\ 3 & 1 & 1 & 2 \\ -2 & -6 & -2 & 4 \end{bmatrix} \xrightarrow{\text{RREF}} \begin{bmatrix} \boxed{1} & 0 & \frac{1}{4} & 0 \\ 0 & \boxed{1} & \frac{1}{4} & 0 \\ 0 & 0 & 0 & \boxed{1} \\ 0 & 0 & 0 & 0 \end{bmatrix}$$

By Theorem RCLS [51] we recognize this system as inconsistent. So no vector  $\mathbf{u}$  is a member of  $T^{-1}(\mathbf{v})$  and so

$$T^{-1}(\mathbf{v}) = \emptyset$$

□

The preimage is just a set, it is almost never a subspace of  $U$  (you might think about just when  $T^{-1}(\mathbf{v})$  is a subspace, see Exercise ILT.T10 [471]). We will describe its properties going forward, and it will be central to the main ideas of this chapter.

## Subsection NLTFO New Linear Transformations From Old

We can combine linear transformations in natural ways to create new linear transformations. So we will define these combinations and then prove that the results really are still linear transformations. First the sum of two linear transformations.

### Definition LTA

#### Linear Transformation Addition

Suppose that  $T: U \mapsto V$  and  $S: U \mapsto V$  are two linear transformations with the same domain and codomain. Then their **sum** is the function  $T + S: U \mapsto V$  whose outputs are defined by

$$(T + S)(\mathbf{u}) = T(\mathbf{u}) + S(\mathbf{u})$$

△

Notice that the first plus sign in the definition is the operation being defined, while the second one is the vector addition in  $V$ . (Vector addition in  $U$  will appear just now in the proof that  $T + S$  is a linear transformation.) Definition LTA [451] only provides a function. It would be nice to know that when the constituents  $(T, S)$  are linear transformations, then so too is  $T + S$ .

### Theorem SLTLT

#### Sum of Linear Transformations is a Linear Transformation

Suppose that  $T: U \mapsto V$  and  $S: U \mapsto V$  are two linear transformations with the same domain and codomain. Then  $T + S: U \mapsto V$  is a linear transformation. □

**Proof** We simply check the defining properties of a linear transformation (Definition LT [437]). This is a good place to consistently ask yourself which objects are being combined with which

operations.

$$\begin{aligned}
 (T + S)(\mathbf{x} + \mathbf{y}) &= T(\mathbf{x} + \mathbf{y}) + S(\mathbf{x} + \mathbf{y}) && \text{Definition LTA [451]} \\
 &= T(\mathbf{x}) + T(\mathbf{y}) + S(\mathbf{x}) + S(\mathbf{y}) && \text{Definition LT [437]} \\
 &= T(\mathbf{x}) + S(\mathbf{x}) + T(\mathbf{y}) + S(\mathbf{y}) && \text{Property C [272] in } V \\
 &= (T + S)(\mathbf{x}) + (T + S)(\mathbf{y}) && \text{Definition LTA [451]}
 \end{aligned}$$

and

$$\begin{aligned}
 (T + S)(\alpha\mathbf{x}) &= T(\alpha\mathbf{x}) + S(\alpha\mathbf{x}) && \text{Definition LTA [451]} \\
 &= \alpha T(\mathbf{x}) + \alpha S(\mathbf{x}) && \text{Definition LT [437]} \\
 &= \alpha(T(\mathbf{x}) + S(\mathbf{x})) && \text{Property DVA [273] in } V \\
 &= \alpha(T + S)(\mathbf{x}) && \text{Definition LTA [451]}
 \end{aligned}$$

■

### Example STLT

#### Sum of two linear transformations

Suppose that  $T: \mathbb{C}^2 \mapsto \mathbb{C}^3$  and  $S: \mathbb{C}^2 \mapsto \mathbb{C}^3$  are defined by

$$T\left(\begin{bmatrix} x_1 \\ x_2 \end{bmatrix}\right) = \begin{bmatrix} x_1 + 2x_2 \\ 3x_1 - 4x_2 \\ 5x_1 + 2x_2 \end{bmatrix} \qquad S\left(\begin{bmatrix} x_1 \\ x_2 \end{bmatrix}\right) = \begin{bmatrix} 4x_1 - x_2 \\ x_1 + 3x_2 \\ -7x_1 + 5x_2 \end{bmatrix}$$

Then by Definition LTA [451], we have

$$(T + S)\left(\begin{bmatrix} x_1 \\ x_2 \end{bmatrix}\right) = T\left(\begin{bmatrix} x_1 \\ x_2 \end{bmatrix}\right) + S\left(\begin{bmatrix} x_1 \\ x_2 \end{bmatrix}\right) = \begin{bmatrix} x_1 + 2x_2 \\ 3x_1 - 4x_2 \\ 5x_1 + 2x_2 \end{bmatrix} + \begin{bmatrix} 4x_1 - x_2 \\ x_1 + 3x_2 \\ -7x_1 + 5x_2 \end{bmatrix} = \begin{bmatrix} 5x_1 + x_2 \\ 4x_1 - x_2 \\ -2x_1 + 7x_2 \end{bmatrix}$$

and by Theorem SLTLT [451] we know  $T + S$  is also a linear transformation from  $\mathbb{C}^2$  to  $\mathbb{C}^3$ . □

### Definition LTSM

#### Linear Transformation Scalar Multiplication

Suppose that  $T: U \mapsto V$  is a linear transformation and  $\alpha \in \mathbb{C}$ . Then the **scalar multiple** is the function  $\alpha T: U \mapsto V$  whose outputs are defined by

$$(\alpha T)(\mathbf{u}) = \alpha T(\mathbf{u})$$

△

Given that  $T$  is a linear transformation, it would be nice to know that  $\alpha T$  is also a linear transformation.

### Theorem MLTLT

#### Multiple of a Linear Transformation is a Linear Transformation

Suppose that  $T: U \mapsto V$  is a linear transformation and  $\alpha \in \mathbb{C}$ . Then  $(\alpha T): U \mapsto V$  is a linear transformation. □

**Proof** We simply check the defining properties of a linear transformation (Definition LT [437]). This is another good place to consistently ask yourself which objects are being combined with which operations.

$$\begin{aligned}
 (\alpha T)(\mathbf{x} + \mathbf{y}) &= \alpha(T(\mathbf{x} + \mathbf{y})) && \text{Definition LTSM [452]} \\
 &= \alpha(T(\mathbf{x}) + T(\mathbf{y})) && \text{Definition LT [437]} \\
 &= \alpha T(\mathbf{x}) + \alpha T(\mathbf{y}) && \text{Property DVA [273] in } V
 \end{aligned}$$

$$= (\alpha T)(\mathbf{x}) + (\alpha T)(\mathbf{y}) \quad \text{Definition LTSM [452]}$$

and

$$\begin{aligned} (\alpha T)(\beta \mathbf{x}) &= \alpha T(\beta \mathbf{x}) && \text{Definition LTSM [452]} \\ &= \alpha(\beta T(\mathbf{x})) && \text{Definition LT [437]} \\ &= (\alpha\beta)T(\mathbf{x}) && \text{Property SMA [273] in } V \\ &= (\beta\alpha)T(\mathbf{x}) && \text{Commutativity in } \mathbb{C} \\ &= \beta(\alpha T(\mathbf{x})) && \text{Property SMA [273] in } V \\ &= \beta((\alpha T)(\mathbf{x})) && \text{Definition LTSM [452]} \end{aligned}$$

■

### Example SMLT

#### Scalar multiple of a linear transformation

Suppose that  $T: \mathbb{C}^4 \mapsto \mathbb{C}^3$  is defined by

$$T\left(\begin{bmatrix} x_1 \\ x_2 \\ x_3 \\ x_4 \end{bmatrix}\right) = \begin{bmatrix} x_1 + 2x_2 - x_3 + 2x_4 \\ x_1 + 5x_2 - 3x_3 + x_4 \\ -2x_1 + 3x_2 - 4x_3 + 2x_4 \end{bmatrix}$$

For the sake of an example, choose  $\alpha = 2$ , so by Definition LTSM [452], we have

$$\alpha T\left(\begin{bmatrix} x_1 \\ x_2 \\ x_3 \\ x_4 \end{bmatrix}\right) = 2T\left(\begin{bmatrix} x_1 \\ x_2 \\ x_3 \\ x_4 \end{bmatrix}\right) = 2\begin{bmatrix} x_1 + 2x_2 - x_3 + 2x_4 \\ x_1 + 5x_2 - 3x_3 + x_4 \\ -2x_1 + 3x_2 - 4x_3 + 2x_4 \end{bmatrix} = \begin{bmatrix} 2x_1 + 4x_2 - 2x_3 + 4x_4 \\ 2x_1 + 10x_2 - 6x_3 + 2x_4 \\ -4x_1 + 6x_2 - 8x_3 + 4x_4 \end{bmatrix}$$

and by Theorem MLTLT [452] we know  $2T$  is also a linear transformation from  $\mathbb{C}^4$  to  $\mathbb{C}^3$ . ⊠

Now, let's imagine we have two vector spaces,  $U$  and  $V$ , and we collect every possible linear transformation from  $U$  to  $V$  into one big set, and call it  $\mathcal{L}T(U, V)$ . Definition LTA [451] and Definition LTSM [452] tell us how we can “add” and “scalar multiply” two elements of  $\mathcal{L}T(U, V)$ . Theorem SLTLT [451] and Theorem MLTLT [452] tell us that if we do these operations, then the resulting functions are linear transformations that are also in  $\mathcal{L}T(U, V)$ . Hmmmm, sounds like a vector space to me! A set of objects, an addition and a scalar multiplication. Why not?

### Theorem VSLT

#### Vector Space of Linear Transformations

Suppose that  $U$  and  $V$  are vector spaces. Then the set of all linear transformations from  $U$  to  $V$ ,  $\mathcal{L}T(U, V)$  is a vector space when the operations are those given in Definition LTA [451] and Definition LTSM [452]. □

**Proof** Theorem SLTLT [451] and Theorem MLTLT [452] provide two of the ten properties in Definition VS [272]. However, we still need to verify the remaining eight properties. By and large, the proofs are straightforward and rely on concocting the obvious object, or by reducing the question to the same vector space property in the vector space  $V$ .

The zero vector is of some interest, though. What linear transformation would we add to any other linear transformation, so as to keep the second one unchanged? The answer is  $Z: U \mapsto V$  defined by  $Z(\mathbf{u}) = \mathbf{0}_V$  for every  $\mathbf{u} \in U$ . Notice how we do not need to know any of the specifics about  $U$  and  $V$  to make this definition of  $Z$ . ■

### Definition LTC

#### Linear Transformation Composition

Suppose that  $T: U \mapsto V$  and  $S: V \mapsto W$  are linear transformations. Then the **composition** of  $S$



and  $T$  is the function  $(S \circ T): U \mapsto W$  whose outputs are defined by

$$(S \circ T)(\mathbf{u}) = S(T(\mathbf{u}))$$

△

Given that  $T$  and  $S$  are linear transformations, it would be nice to know that  $S \circ T$  is also a linear transformation.

### Theorem CLTLT

#### Composition of Linear Transformations is a Linear Transformation

Suppose that  $T: U \mapsto V$  and  $S: V \mapsto W$  are linear transformations. Then  $(S \circ T): U \mapsto W$  is a linear transformation. □

**Proof** We simply check the defining properties of a linear transformation (Definition LT [437]).

$$\begin{aligned} (S \circ T)(\mathbf{x} + \mathbf{y}) &= S(T(\mathbf{x} + \mathbf{y})) && \text{Definition LTC [453]} \\ &= S(T(\mathbf{x}) + T(\mathbf{y})) && \text{Definition LT [437] for } T \\ &= S(T(\mathbf{x})) + S(T(\mathbf{y})) && \text{Definition LT [437] for } S \\ &= (S \circ T)(\mathbf{x}) + (S \circ T)(\mathbf{y}) && \text{Definition LTC [453]} \end{aligned}$$

and

$$\begin{aligned} (S \circ T)(\alpha\mathbf{x}) &= S(T(\alpha\mathbf{x})) && \text{Definition LTC [453]} \\ &= S(\alpha T(\mathbf{x})) && \text{Definition LT [437] for } T \\ &= \alpha S(T(\mathbf{x})) && \text{Definition LT [437] for } S \\ &= \alpha(S \circ T)(\mathbf{x}) && \text{Definition LTC [453]} \end{aligned}$$

■

### Example CTLT

#### Composition of two linear transformations

Suppose that  $T: \mathbb{C}^2 \mapsto \mathbb{C}^4$  and  $S: \mathbb{C}^4 \mapsto \mathbb{C}^3$  are defined by

$$T\left(\begin{bmatrix} x_1 \\ x_2 \end{bmatrix}\right) = \begin{bmatrix} x_1 + 2x_2 \\ 3x_1 - 4x_2 \\ 5x_1 + 2x_2 \\ 6x_1 - 3x_2 \end{bmatrix} \quad S\left(\begin{bmatrix} x_1 \\ x_2 \\ x_3 \\ x_4 \end{bmatrix}\right) = \begin{bmatrix} 2x_1 - x_2 + x_3 - x_4 \\ 5x_1 - 3x_2 + 8x_3 - 2x_4 \\ -4x_1 + 3x_2 - 4x_3 + 5x_4 \end{bmatrix}$$

Then by Definition LTC [453]

$$\begin{aligned} (S \circ T)\left(\begin{bmatrix} x_1 \\ x_2 \end{bmatrix}\right) &= S\left(T\left(\begin{bmatrix} x_1 \\ x_2 \end{bmatrix}\right)\right) \\ &= S\left(\begin{bmatrix} x_1 + 2x_2 \\ 3x_1 - 4x_2 \\ 5x_1 + 2x_2 \\ 6x_1 - 3x_2 \end{bmatrix}\right) \\ &= \begin{bmatrix} 2(x_1 + 2x_2) - (3x_1 - 4x_2) + (5x_1 + 2x_2) - (6x_1 - 3x_2) \\ 5(x_1 + 2x_2) - 3(3x_1 - 4x_2) + 8(5x_1 + 2x_2) - 2(6x_1 - 3x_2) \\ -4(x_1 + 2x_2) + 3(3x_1 - 4x_2) - 4(5x_1 + 2x_2) + 5(6x_1 - 3x_2) \end{bmatrix} \\ &= \begin{bmatrix} -2x_1 + 13x_2 \\ 24x_1 + 44x_2 \\ 15x_1 - 43x_2 \end{bmatrix} \end{aligned}$$

and by Theorem CLTLT [454]  $S \circ T$  is a linear transformation from  $\mathbb{C}^2$  to  $\mathbb{C}^3$ . □

Here is an interesting exercise that will presage an important result later. In Example STLT [452] compute (via Theorem MLTCV [444]) the matrix of  $T$ ,  $S$  and  $T + S$ . Do you see a relationship between these three matrices?

In Example SMLT [453] compute (via Theorem MLTCV [444]) the matrix of  $T$  and  $2T$ . Do you see a relationship between these two matrices?

Here's the tough one. In Example CTLT [454] compute (via Theorem MLTCV [444]) the matrix of  $T$ ,  $S$  and  $S \circ T$ . Do you see a relationship between these three matrices???

## Subsection READ Reading Questions

---

1. Is the function below a linear transformation? Why or why not?

$$T: \mathbb{C}^3 \mapsto \mathbb{C}^2, \quad T \left( \begin{bmatrix} x_1 \\ x_2 \\ x_3 \end{bmatrix} \right) = \begin{bmatrix} 3x_1 - x_2 + x_3 \\ 8x_2 - 6 \end{bmatrix}$$

2. Determine the matrix representation of the linear transformation  $S$  below.

$$S: \mathbb{C}^2 \mapsto \mathbb{C}^3, \quad S \left( \begin{bmatrix} x_1 \\ x_2 \end{bmatrix} \right) = \begin{bmatrix} 3x_1 + 5x_2 \\ 8x_1 - 3x_2 \\ -4x_1 \end{bmatrix}$$

3. Theorem LTLC [446] has a fairly simple proof. Yet the result itself is very powerful. Comment on why we might say this.

## Subsection EXC

## Exercises

**C15** The archetypes below are all linear transformations whose domains and codomains are vector spaces of column vectors (Definition VSCV [81]). For each one, compute the matrix representation described in the proof of Theorem MLTCV [444].

Archetype M [727]

Archetype N [729]

Archetype O [731]

Archetype P [734]

Archetype Q [736]

Archetype R [739]

Contributed by Robert Beezer

**C20** Let  $\mathbf{w} = \begin{bmatrix} -3 \\ 1 \\ 4 \end{bmatrix}$ . Referring to Example MOLT [445], compute  $S(\mathbf{w})$  two different ways. First use the definition of  $S$ , then compute the matrix-vector product  $C\mathbf{w}$  (Definition MVP [190]).  
Contributed by Robert Beezer Solution [458]

**C25** Define the linear transformation

$$T: \mathbb{C}^3 \mapsto \mathbb{C}^2, \quad T \left( \begin{bmatrix} x_1 \\ x_2 \\ x_3 \end{bmatrix} \right) = \begin{bmatrix} 2x_1 - x_2 + 5x_3 \\ -4x_1 + 2x_2 - 10x_3 \end{bmatrix}$$

Verify that  $T$  is a linear transformation.

Contributed by Robert Beezer Solution [458]

**C26** Verify that the function below is a linear transformation.

$$T: P_2 \mapsto \mathbb{C}^2, \quad T(a + bx + cx^2) = \begin{bmatrix} 2a - b \\ b + c \end{bmatrix}$$

Contributed by Robert Beezer Solution [458]

**C30** Define the linear transformation

$$T: \mathbb{C}^3 \mapsto \mathbb{C}^2, \quad T \left( \begin{bmatrix} x_1 \\ x_2 \\ x_3 \end{bmatrix} \right) = \begin{bmatrix} 2x_1 - x_2 + 5x_3 \\ -4x_1 + 2x_2 - 10x_3 \end{bmatrix}$$

Compute the preimages,  $T^{-1} \left( \begin{bmatrix} 2 \\ 3 \end{bmatrix} \right)$  and  $T^{-1} \left( \begin{bmatrix} 4 \\ -8 \end{bmatrix} \right)$ .

Contributed by Robert Beezer Solution [458]

**C31** For the linear transformation  $S$  compute the pre-images.

$$S: \mathbb{C}^3 \mapsto \mathbb{C}^3, \quad S \left( \begin{bmatrix} a \\ b \\ c \end{bmatrix} \right) = \begin{bmatrix} a - 2b - c \\ 3a - b + 2c \\ a + b + 2c \end{bmatrix}$$

$$S^{-1} \left( \begin{bmatrix} -2 \\ 5 \\ 3 \end{bmatrix} \right) \qquad S^{-1} \left( \begin{bmatrix} -5 \\ 5 \\ 7 \end{bmatrix} \right)$$

Contributed by Robert Beezer Solution [459]

**M10** Define two linear transformations,  $T: \mathbb{C}^4 \mapsto \mathbb{C}^3$  and  $S: \mathbb{C}^3 \mapsto \mathbb{C}^2$  by

$$S \left( \begin{bmatrix} x_1 \\ x_2 \\ x_3 \end{bmatrix} \right) = \begin{bmatrix} x_1 - 2x_2 + 3x_3 \\ 5x_1 + 4x_2 + 2x_3 \end{bmatrix} \quad T \left( \begin{bmatrix} x_1 \\ x_2 \\ x_3 \\ x_4 \end{bmatrix} \right) = \begin{bmatrix} -x_1 + 3x_2 + x_3 + 9x_4 \\ 2x_1 + x_3 + 7x_4 \\ 4x_1 + 2x_2 + x_3 + 2x_4 \end{bmatrix}$$

Using the proof of Theorem MLTCV [444] compute the matrix representations of the three linear transformations  $T$ ,  $S$  and  $S \circ T$ . Discover and comment on the relationship between these three matrices.

Contributed by Robert Beezer Solution [459]

**T20** Use the conclusion of Theorem LTLC [446] to motivate a new definition of a linear transformation. Then prove that your new definition is equivalent to Definition LT [437]. (Technique D [663] and Technique E [666] might be helpful if you are not sure what you are being asked to prove here.)

Contributed by Robert Beezer

## Subsection SOL Solutions

**C20** Contributed by Robert Beezer Statement [456]

In both cases the result will be  $S(\mathbf{w}) = \begin{bmatrix} 9 \\ 2 \\ -9 \\ 4 \end{bmatrix}$ .

**C25** Contributed by Robert Beezer Statement [456]

We can rewrite  $T$  as follows:

$$T\left(\begin{bmatrix} x_1 \\ x_2 \\ x_3 \end{bmatrix}\right) = \begin{bmatrix} 2x_1 - x_2 + 5x_3 \\ -4x_1 + 2x_2 - 10x_3 \end{bmatrix} = x_1 \begin{bmatrix} 2 \\ -4 \end{bmatrix} + x_2 \begin{bmatrix} -1 \\ 2 \end{bmatrix} + x_3 \begin{bmatrix} 5 \\ -10 \end{bmatrix} = \begin{bmatrix} 2 & -1 & 5 \\ -4 & 2 & -10 \end{bmatrix} \begin{bmatrix} x_1 \\ x_2 \\ x_3 \end{bmatrix}$$

and Theorem MBLT [443] tell us that any function of this form is a linear transformation.

**C26** Contributed by Robert Beezer Statement [456]

Check the two conditions of Definition LT [437].

$$\begin{aligned} T(\mathbf{u} + \mathbf{v}) &= T((a + bx + cx^2) + (d + ex + fx^2)) \\ &= T((a + d) + (b + e)x + (c + f)x^2) \\ &= \begin{bmatrix} 2(a + d) - (b + e) \\ (b + e) + (c + f) \end{bmatrix} \\ &= \begin{bmatrix} (2a - b) + (2d - e) \\ (b + c) + (e + f) \end{bmatrix} \\ &= \begin{bmatrix} 2a - b \\ b + c \end{bmatrix} + \begin{bmatrix} 2d - e \\ e + f \end{bmatrix} \\ &= T(\mathbf{u}) + T(\mathbf{v}) \end{aligned}$$

and

$$\begin{aligned} T(\alpha\mathbf{u}) &= T(\alpha(a + bx + cx^2)) \\ &= T((\alpha a) + (\alpha b)x + (\alpha c)x^2) \\ &= \begin{bmatrix} 2(\alpha a) - (\alpha b) \\ (\alpha b) + (\alpha c) \end{bmatrix} \\ &= \begin{bmatrix} \alpha(2a - b) \\ \alpha(b + c) \end{bmatrix} \\ &= \alpha \begin{bmatrix} 2a - b \\ b + c \end{bmatrix} \\ &= \alpha T(\mathbf{u}) \end{aligned}$$

So  $T$  is indeed a linear transformation.

**C30** Contributed by Robert Beezer Statement [456]

For the first pre-image, we want  $\mathbf{x} \in \mathbb{C}^3$  such that  $T(\mathbf{x}) = \begin{bmatrix} 2 \\ 3 \end{bmatrix}$ . This becomes,

$$\begin{bmatrix} 2x_1 - x_2 + 5x_3 \\ -4x_1 + 2x_2 - 10x_3 \end{bmatrix} = \begin{bmatrix} 2 \\ 3 \end{bmatrix}$$

Vector equality gives a system of two linear equations in three variables, represented by the augmented matrix

$$\begin{bmatrix} 2 & -1 & 5 & 2 \\ -4 & 2 & -10 & 3 \end{bmatrix} \xrightarrow{\text{RREF}} \begin{bmatrix} \boxed{1} & -\frac{1}{2} & \frac{5}{2} & 0 \\ 0 & 0 & 0 & \boxed{1} \end{bmatrix}$$

so the system is inconsistent and the pre-image is the empty set. For the second pre-image the same procedure leads to an augmented matrix with a different vector of constants

$$\begin{bmatrix} 2 & -1 & 5 & 4 \\ -4 & 2 & -10 & -8 \end{bmatrix} \xrightarrow{\text{RREF}} \begin{bmatrix} \boxed{1} & -\frac{1}{2} & \frac{5}{2} & 2 \\ 0 & 0 & 0 & 0 \end{bmatrix}$$

This system is consistent and has infinitely many solutions, as we can see from the presence of the two free variables ( $x_2$  and  $x_3$ ) both to zero. We apply Theorem VFSLs [97] to obtain

$$T^{-1} \left( \begin{bmatrix} 4 \\ -8 \end{bmatrix} \right) = \left\{ \begin{bmatrix} 2 \\ 0 \\ 0 \end{bmatrix} + x_2 \begin{bmatrix} \frac{1}{2} \\ 1 \\ 0 \end{bmatrix} + x_3 \begin{bmatrix} -\frac{5}{2} \\ 0 \\ 1 \end{bmatrix} \mid x_2, x_3 \in \mathbb{C} \right\}$$

**C31** Contributed by Robert Beezer Statement [456]

We work from the definition of the pre-image, Definition PI [449]. Setting

$$S \left( \begin{bmatrix} a \\ b \\ c \end{bmatrix} \right) = \begin{bmatrix} -2 \\ 5 \\ 3 \end{bmatrix}$$

we arrive at a system of three equations in three variables, with an augmented matrix that we row-reduce in a search for solutions,

$$\begin{bmatrix} 1 & -2 & -1 & -2 \\ 3 & -1 & 2 & 5 \\ 1 & 1 & 2 & 3 \end{bmatrix} \xrightarrow{\text{RREF}} \begin{bmatrix} \boxed{1} & 0 & 1 & 0 \\ 0 & \boxed{1} & 1 & 0 \\ 0 & 0 & 0 & \boxed{1} \end{bmatrix}$$

With a leading 1 in the last column, this system is inconsistent (Theorem RCLS [51]), and there are no values of  $a$ ,  $b$  and  $c$  that will create an element of the pre-image. So the preimage is the empty set.

We work from the definition of the pre-image, Definition PI [449]. Setting

$$S \left( \begin{bmatrix} a \\ b \\ c \end{bmatrix} \right) = \begin{bmatrix} -5 \\ 5 \\ 7 \end{bmatrix}$$

we arrive at a system of three equations in three variables, with an augmented matrix that we row-reduce in a search for solutions,

$$\begin{bmatrix} 1 & -2 & -1 & -5 \\ 3 & -1 & 2 & 5 \\ 1 & 1 & 2 & 7 \end{bmatrix} \xrightarrow{\text{RREF}} \begin{bmatrix} \boxed{1} & 0 & 1 & 3 \\ 0 & \boxed{1} & 1 & 4 \\ 0 & 0 & 0 & 0 \end{bmatrix}$$

The solution set to this system, which is also the desired pre-image, can be expressed using the vector form of the solutions (Theorem VFSLs [97])

$$S^{-1} \left( \begin{bmatrix} -5 \\ 5 \\ 7 \end{bmatrix} \right) = \left\{ \begin{bmatrix} 3 \\ 4 \\ 0 \end{bmatrix} + c \begin{bmatrix} -1 \\ -1 \\ 1 \end{bmatrix} \mid c \in \mathbb{C} \right\} = \begin{bmatrix} 3 \\ 4 \\ 0 \end{bmatrix} + \left\langle \left\{ \begin{bmatrix} -1 \\ -1 \\ 1 \end{bmatrix} \right\} \right\rangle$$

Does the final expression for this set remind you of Theorem KPI [466]?

**M10** Contributed by Robert Beezer Statement [457]

$$\begin{bmatrix} 1 & -2 & 3 \\ 5 & 4 & 2 \end{bmatrix} \begin{bmatrix} -1 & 3 & 1 & 9 \\ 2 & 0 & 1 & 7 \\ 4 & 2 & 1 & 2 \end{bmatrix} = \begin{bmatrix} 7 & 9 & 2 & 1 \\ 11 & 19 & 11 & 77 \end{bmatrix}$$

## Section ILT

### Injective Linear Transformations

Some linear transformations possess one, or both, of two key properties, which go by the names injective and surjective. We will see that they are closely related to ideas like linear independence and spanning, and subspaces like the null space and the column space. In this section we will define an injective linear transformation and analyze the resulting consequences. The next section will do the same for the surjective property. In the final section of this chapter we will see what happens when we have the two properties simultaneously.

As usual, we lead with a definition.

#### Definition ILT

##### Injective Linear Transformation

Suppose  $T: U \mapsto V$  is a linear transformation. Then  $T$  is **injective** if whenever  $T(\mathbf{x}) = T(\mathbf{y})$ , then  $\mathbf{x} = \mathbf{y}$ .  $\triangle$

Given an arbitrary function, it is possible for two different inputs to yield the same output (think about the function  $f(x) = x^2$  and the inputs  $x = 3$  and  $x = -3$ ). For an injective function, this never happens. If we have equal outputs ( $T(\mathbf{x}) = T(\mathbf{y})$ ) then we must have achieved those equal outputs by employing equal inputs ( $\mathbf{x} = \mathbf{y}$ ). Some authors prefer the term **one-to-one** where we use injective, and we will sometimes refer to an injective linear transformation as an **injection**.

#### Subsection EILT

##### Examples of Injective Linear Transformations

It is perhaps most instructive to examine a linear transformation that is not injective first.

#### Example NIAQ

##### Not injective, Archetype Q

Archetype Q [736] is the linear transformation

$$T: \mathbb{C}^5 \mapsto \mathbb{C}^5, \quad T \begin{pmatrix} x_1 \\ x_2 \\ x_3 \\ x_4 \\ x_5 \end{pmatrix} = \begin{bmatrix} -2x_1 + 3x_2 + 3x_3 - 6x_4 + 3x_5 \\ -16x_1 + 9x_2 + 12x_3 - 28x_4 + 28x_5 \\ -19x_1 + 7x_2 + 14x_3 - 32x_4 + 37x_5 \\ -21x_1 + 9x_2 + 15x_3 - 35x_4 + 39x_5 \\ -9x_1 + 5x_2 + 7x_3 - 16x_4 + 16x_5 \end{bmatrix}$$

Notice that for

$$\mathbf{x} = \begin{bmatrix} 1 \\ 3 \\ -1 \\ 2 \\ 4 \end{bmatrix} \qquad \mathbf{y} = \begin{bmatrix} 4 \\ 7 \\ 0 \\ 5 \\ 7 \end{bmatrix}$$

we have

$$T \begin{pmatrix} 1 \\ 3 \\ -1 \\ 2 \\ 4 \end{pmatrix} = \begin{bmatrix} 4 \\ 55 \\ 72 \\ 77 \\ 31 \end{bmatrix} \qquad T \begin{pmatrix} 4 \\ 7 \\ 0 \\ 5 \\ 7 \end{pmatrix} = \begin{bmatrix} 4 \\ 55 \\ 72 \\ 77 \\ 31 \end{bmatrix}$$

So we have two vectors from the domain,  $\mathbf{x} \neq \mathbf{y}$ , yet  $T(\mathbf{x}) = T(\mathbf{y})$ , in violation of Definition ILT [460]. This is another example where you should not concern yourself with how  $\mathbf{x}$  and  $\mathbf{y}$  were

selected, as this will be explained shortly. However, do understand *why* these two vectors provide enough evidence to conclude that  $T$  is not injective.  $\square$

Here’s a cartoon of a non-injective linear transformation. Notice that the central feature of this cartoon is that  $T(\mathbf{u}) = \mathbf{v} = T(\mathbf{w})$ . Even though this happens again with some unnamed vectors, it only takes one occurrence to destroy the possibility of injectivity. Note also that the two vectors displayed in the bottom of  $V$  have no bearing, either way, on the injectivity of  $T$ .

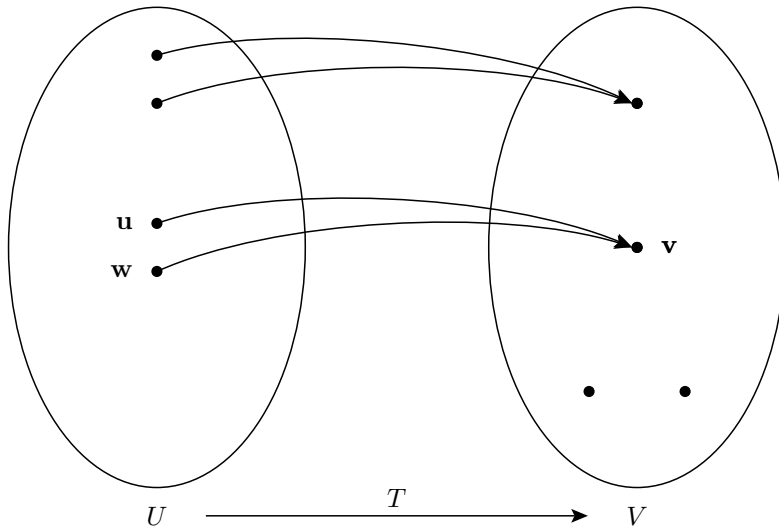


Diagram NILT. Non-Injective Linear Transformation

To show that a linear transformation is not injective, it is enough to find a single pair of inputs that get sent to the identical output, as in Example NIAQ [460]. However, to show that a linear transformation is injective we must establish that this coincidence of outputs *never* occurs. Here is an example that shows how to establish this.

**Example IAR**  
**Injective, Archetype R**

Archetype R [739] is the linear transformation

$$T: \mathbb{C}^5 \mapsto \mathbb{C}^5, \quad T \begin{pmatrix} x_1 \\ x_2 \\ x_3 \\ x_4 \\ x_5 \end{pmatrix} = \begin{bmatrix} -65x_1 + 128x_2 + 10x_3 - 262x_4 + 40x_5 \\ 36x_1 - 73x_2 - x_3 + 151x_4 - 16x_5 \\ -44x_1 + 88x_2 + 5x_3 - 180x_4 + 24x_5 \\ 34x_1 - 68x_2 - 3x_3 + 140x_4 - 18x_5 \\ 12x_1 - 24x_2 - x_3 + 49x_4 - 5x_5 \end{bmatrix}$$

To establish that  $R$  is injective we must begin with the assumption that  $T(\mathbf{x}) = T(\mathbf{y})$  and somehow arrive from this at the conclusion that  $\mathbf{x} = \mathbf{y}$ . Here we go,

$$T(\mathbf{x}) = T(\mathbf{y})$$

$$T \begin{pmatrix} x_1 \\ x_2 \\ x_3 \\ x_4 \\ x_5 \end{pmatrix} = T \begin{pmatrix} y_1 \\ y_2 \\ y_3 \\ y_4 \\ y_5 \end{pmatrix}$$

$$\begin{bmatrix} -65x_1 + 128x_2 + 10x_3 - 262x_4 + 40x_5 \\ 36x_1 - 73x_2 - x_3 + 151x_4 - 16x_5 \\ -44x_1 + 88x_2 + 5x_3 - 180x_4 + 24x_5 \\ 34x_1 - 68x_2 - 3x_3 + 140x_4 - 18x_5 \\ 12x_1 - 24x_2 - x_3 + 49x_4 - 5x_5 \end{bmatrix} = \begin{bmatrix} -65y_1 + 128y_2 + 10y_3 - 262y_4 + 40y_5 \\ 36y_1 - 73y_2 - y_3 + 151y_4 - 16y_5 \\ -44y_1 + 88y_2 + 5y_3 - 180y_4 + 24y_5 \\ 34y_1 - 68y_2 - 3y_3 + 140y_4 - 18y_5 \\ 12y_1 - 24y_2 - y_3 + 49y_4 - 5y_5 \end{bmatrix}$$



$$\begin{bmatrix} -65x_1 + 128x_2 + 10x_3 - 262x_4 + 40x_5 \\ 36x_1 - 73x_2 - x_3 + 151x_4 - 16x_5 \\ -44x_1 + 88x_2 + 5x_3 - 180x_4 + 24x_5 \\ 34x_1 - 68x_2 - 3x_3 + 140x_4 - 18x_5 \\ 12x_1 - 24x_2 - x_3 + 49x_4 - 5x_5 \end{bmatrix} - \begin{bmatrix} -65y_1 + 128y_2 + 10y_3 - 262y_4 + 40y_5 \\ 36y_1 - 73y_2 - y_3 + 151y_4 - 16y_5 \\ -44y_1 + 88y_2 + 5y_3 - 180y_4 + 24y_5 \\ 34y_1 - 68y_2 - 3y_3 + 140y_4 - 18y_5 \\ 12y_1 - 24y_2 - y_3 + 49y_4 - 5y_5 \end{bmatrix} = \begin{bmatrix} 0 \\ 0 \\ 0 \\ 0 \\ 0 \end{bmatrix}$$

$$\begin{bmatrix} -65(x_1 - y_1) + 128(x_2 - y_2) + 10(x_3 - y_3) - 262(x_4 - y_4) + 40(x_5 - y_5) \\ 36(x_1 - y_1) - 73(x_2 - y_2) - (x_3 - y_3) + 151(x_4 - y_4) - 16(x_5 - y_5) \\ -44(x_1 - y_1) + 88(x_2 - y_2) + 5(x_3 - y_3) - 180(x_4 - y_4) + 24(x_5 - y_5) \\ 34(x_1 - y_1) - 68(x_2 - y_2) - 3(x_3 - y_3) + 140(x_4 - y_4) - 18(x_5 - y_5) \\ 12(x_1 - y_1) - 24(x_2 - y_2) - (x_3 - y_3) + 49(x_4 - y_4) - 5(x_5 - y_5) \end{bmatrix} = \begin{bmatrix} 0 \\ 0 \\ 0 \\ 0 \\ 0 \end{bmatrix}$$

$$\begin{bmatrix} -65 & 128 & 10 & -262 & 40 \\ 36 & -73 & -1 & 151 & -16 \\ -44 & 88 & 5 & -180 & 24 \\ 34 & -68 & -3 & 140 & -18 \\ 12 & -24 & -1 & 49 & -5 \end{bmatrix} \begin{bmatrix} x_1 - y_1 \\ x_2 - y_2 \\ x_3 - y_3 \\ x_4 - y_4 \\ x_5 - y_5 \end{bmatrix} = \begin{bmatrix} 0 \\ 0 \\ 0 \\ 0 \\ 0 \end{bmatrix}$$

Now we recognize that we have a homogeneous system of 5 equations in 5 variables (the terms  $x_i - y_i$  are the variables), so we row-reduce the coefficient matrix to

$$\begin{bmatrix} \boxed{1} & 0 & 0 & 0 & 0 \\ 0 & \boxed{1} & 0 & 0 & 0 \\ 0 & 0 & \boxed{1} & 0 & 0 \\ 0 & 0 & 0 & \boxed{1} & 0 \\ 0 & 0 & 0 & 0 & \boxed{1} \end{bmatrix}$$

So the only solution is the trivial solution

$$x_1 - y_1 = 0 \quad x_2 - y_2 = 0 \quad x_3 - y_3 = 0 \quad x_4 - y_4 = 0 \quad x_5 - y_5 = 0$$

and we conclude that indeed  $\mathbf{x} = \mathbf{y}$ . By Definition ILT [460],  $T$  is injective. □

Here’s the cartoon for an injective linear transformation. It is meant to suggest that we never have two inputs associated with a single output. Again, the two lonely vectors at the bottom of  $V$  have no bearing either way on the injectivity of  $T$ .

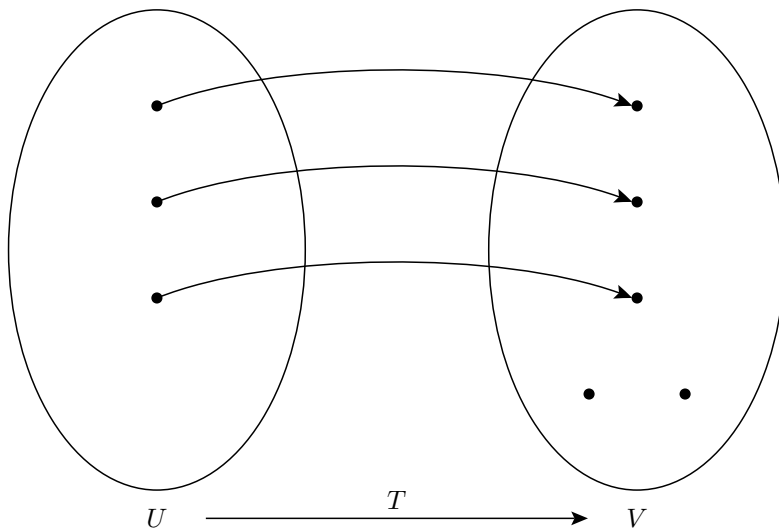


Diagram ILT. Injective Linear Transformation

Let’s now examine an injective linear transformation between abstract vector spaces.

**Example IAV**  
**Injective, Archetype V**

Archetype V [748] is defined by

$$T: P_3 \mapsto M_{22}, \quad T(a + bx + cx^2 + dx^3) = \begin{bmatrix} a + b & a - 2c \\ d & b - d \end{bmatrix}$$

To establish that the linear transformation is injective, begin by supposing that two polynomial inputs yield the same output matrix,

$$T(a_1 + b_1x + c_1x^2 + d_1x^3) = T(a_2 + b_2x + c_2x^2 + d_2x^3)$$

Then

$$\begin{aligned} \mathcal{O} &= \begin{bmatrix} 0 & 0 \\ 0 & 0 \end{bmatrix} \\ &= T(a_1 + b_1x + c_1x^2 + d_1x^3) - T(a_2 + b_2x + c_2x^2 + d_2x^3) && \text{Hypothesis} \\ &= T((a_1 + b_1x + c_1x^2 + d_1x^3) - (a_2 + b_2x + c_2x^2 + d_2x^3)) && \text{Definition LT [437]} \\ &= T((a_1 - a_2) + (b_1 - b_2)x + (c_1 - c_2)x^2 + (d_1 - d_2)x^3) && \text{Operations in } P_3 \\ &= \begin{bmatrix} (a_1 - a_2) + (b_1 - b_2) & (a_1 - a_2) - 2(c_1 - c_2) \\ (d_1 - d_2) & (b_1 - b_2) - (d_1 - d_2) \end{bmatrix} && \text{Definition of } T \end{aligned}$$

This single matrix equality translates to the homogeneous system of equations in the variables  $a_i - b_i$ ,

$$\begin{aligned} (a_1 - a_2) + (b_1 - b_2) &= 0 \\ (a_1 - a_2) - 2(c_1 - c_2) &= 0 \\ (d_1 - d_2) &= 0 \\ (b_1 - b_2) - (d_1 - d_2) &= 0 \end{aligned}$$

This system of equations can be rewritten as the matrix equation

$$\begin{bmatrix} 1 & 1 & 0 & 0 \\ 1 & 0 & -2 & 0 \\ 0 & 0 & 0 & 1 \\ 0 & 1 & 0 & -1 \end{bmatrix} \begin{bmatrix} (a_1 - a_2) \\ (b_1 - b_2) \\ (c_1 - c_2) \\ (d_1 - d_2) \end{bmatrix} = \begin{bmatrix} 0 \\ 0 \\ 0 \\ 0 \end{bmatrix}$$

Since the coefficient matrix is nonsingular (check this) the only solution is trivial, i.e.

$$a_1 - a_2 = 0 \qquad b_1 - b_2 = 0 \qquad c_1 - c_2 = 0 \qquad d_1 - d_2 = 0$$

so that

$$a_1 = a_2 \qquad b_1 = b_2 \qquad c_1 = c_2 \qquad d_1 = d_2$$

so the two inputs must be equal polynomials. By Definition ILT [460],  $T$  is injective. ☒

### Subsection KLT Kernel of a Linear Transformation

---

For a linear transformation  $T: U \mapsto V$ , the kernel is a subset of the domain  $U$ . Informally, it is the set of all inputs that the transformation sends to the zero vector of the codomain. It will have some natural connections with the null space of a matrix, so we will keep the same notation, and if you think about your objects, then there should be little confusion. Here's the careful definition.

**Definition KLT**
**Kernel of a Linear Transformation**

Suppose  $T: U \mapsto V$  is a linear transformation. Then the **kernel** of  $T$  is the set

$$\mathcal{K}(T) = \{\mathbf{u} \in U \mid T(\mathbf{u}) = \mathbf{0}\}$$

(This definition contains Notation KLT.)

△

Notice that the kernel of  $T$  is just the preimage of  $\mathbf{0}$ ,  $T^{-1}(\mathbf{0})$  (Definition PI [449]). Here's an example.

**Example NKAO**
**Nontrivial kernel, Archetype O**

Archetype O [731] is the linear transformation

$$T: \mathbb{C}^3 \mapsto \mathbb{C}^5, \quad T\left(\begin{bmatrix} x_1 \\ x_2 \\ x_3 \end{bmatrix}\right) = \begin{bmatrix} -x_1 + x_2 - 3x_3 \\ -x_1 + 2x_2 - 4x_3 \\ x_1 + x_2 + x_3 \\ 2x_1 + 3x_2 + x_3 \\ x_1 + 2x_3 \end{bmatrix}$$

To determine the elements of  $\mathbb{C}^3$  in  $\mathcal{K}(T)$ , find those vectors  $\mathbf{u}$  such that  $T(\mathbf{u}) = \mathbf{0}$ , that is,

$$T(\mathbf{u}) = \mathbf{0}$$

$$\begin{bmatrix} -u_1 + u_2 - 3u_3 \\ -u_1 + 2u_2 - 4u_3 \\ u_1 + u_2 + u_3 \\ 2u_1 + 3u_2 + u_3 \\ u_1 + 2u_3 \end{bmatrix} = \begin{bmatrix} 0 \\ 0 \\ 0 \\ 0 \\ 0 \end{bmatrix}$$

Vector equality (Definition CVE [82]) leads us to a homogeneous system of 5 equations in the variables  $u_i$ ,

$$\begin{aligned} -u_1 + u_2 - 3u_3 &= 0 \\ -u_1 + 2u_2 - 4u_3 &= 0 \\ u_1 + u_2 + u_3 &= 0 \\ 2u_1 + 3u_2 + u_3 &= 0 \\ u_1 + 2u_3 &= 0 \end{aligned}$$

Row-reducing the coefficient matrix gives

$$\begin{bmatrix} \boxed{1} & 0 & 2 \\ 0 & \boxed{1} & -1 \\ 0 & 0 & 0 \\ 0 & 0 & 0 \\ 0 & 0 & 0 \end{bmatrix}$$

The kernel of  $T$  is the set of solutions to this homogeneous system of equations, which by Theorem BNS [136] can be expressed as

$$\mathcal{K}(T) = \left\langle \left\{ \begin{bmatrix} -2 \\ 1 \\ 1 \end{bmatrix} \right\} \right\rangle$$

⊠

We know that the span of a set of vectors is always a subspace (Theorem SSS [291]), so the kernel computed in Example NKAO [464] is also a subspace. This is no accident, the kernel of a linear transformation is *always* a subspace.

**Theorem KLTS****Kernel of a Linear Transformation is a Subspace**

Suppose that  $T: U \mapsto V$  is a linear transformation. Then the kernel of  $T$ ,  $\mathcal{K}(T)$ , is a subspace of  $U$ .  $\square$

**Proof** We can apply the three-part test of Theorem TSS [286]. First  $T(\mathbf{0}_U) = \mathbf{0}_V$  by Theorem LTTZZ [441], so  $\mathbf{0}_U \in \mathcal{K}(T)$  and we know that the kernel is non-empty.

Suppose we assume that  $\mathbf{x}, \mathbf{y} \in \mathcal{K}(T)$ . Is  $\mathbf{x} + \mathbf{y} \in \mathcal{K}(T)$ ?

$$\begin{aligned} T(\mathbf{x} + \mathbf{y}) &= T(\mathbf{x}) + T(\mathbf{y}) && \text{Definition LT [437]} \\ &= \mathbf{0} + \mathbf{0} && \mathbf{x}, \mathbf{y} \in \mathcal{K}(T) \\ &= \mathbf{0} && \text{Property Z [272]} \end{aligned}$$

This qualifies  $\mathbf{x} + \mathbf{y}$  for membership in  $\mathcal{K}(T)$ . So we have additive closure.

Suppose we assume that  $\alpha \in \mathbb{C}$  and  $\mathbf{x} \in \mathcal{K}(T)$ . Is  $\alpha\mathbf{x} \in \mathcal{K}(T)$ ?

$$\begin{aligned} T(\alpha\mathbf{x}) &= \alpha T(\mathbf{x}) && \text{Definition LT [437]} \\ &= \alpha\mathbf{0} && \mathbf{x} \in \mathcal{K}(T) \\ &= \mathbf{0} && \text{Theorem ZVSM [279]} \end{aligned}$$

This qualifies  $\alpha\mathbf{x}$  for membership in  $\mathcal{K}(T)$ . So we have scalar closure and Theorem TSS [286] tells us that  $\mathcal{K}(T)$  is a subspace of  $U$ .  $\blacksquare$

Let's compute another kernel, now that we know in advance that it will be a subspace.

**Example TKAP****Trivial kernel, Archetype P**

Archetype P [734] is the linear transformation

$$T: \mathbb{C}^3 \mapsto \mathbb{C}^5, \quad T\left(\begin{bmatrix} x_1 \\ x_2 \\ x_3 \end{bmatrix}\right) = \begin{bmatrix} -x_1 + x_2 + x_3 \\ -x_1 + 2x_2 + 2x_3 \\ x_1 + x_2 + 3x_3 \\ 2x_1 + 3x_2 + x_3 \\ -2x_1 + x_2 + 3x_3 \end{bmatrix}$$

To determine the elements of  $\mathbb{C}^3$  in  $\mathcal{K}(T)$ , find those vectors  $\mathbf{u}$  such that  $T(\mathbf{u}) = \mathbf{0}$ , that is,

$$T(\mathbf{u}) = \mathbf{0} \quad \begin{bmatrix} -u_1 + u_2 + u_3 \\ -u_1 + 2u_2 + 2u_3 \\ u_1 + u_2 + 3u_3 \\ 2u_1 + 3u_2 + u_3 \\ -2u_1 + u_2 + 3u_3 \end{bmatrix} = \begin{bmatrix} 0 \\ 0 \\ 0 \\ 0 \\ 0 \end{bmatrix}$$

Vector equality (Definition CVE [82]) leads us to a homogeneous system of 5 equations in the variables  $u_i$ ,

$$\begin{aligned} -u_1 + u_2 + u_3 &= 0 \\ -u_1 + 2u_2 + 2u_3 &= 0 \\ u_1 + u_2 + 3u_3 &= 0 \\ 2u_1 + 3u_2 + u_3 &= 0 \\ -2u_1 + u_2 + 3u_3 &= 0 \end{aligned}$$

Row-reducing the coefficient matrix gives

$$\begin{bmatrix} \boxed{1} & 0 & 0 \\ 0 & \boxed{1} & 0 \\ 0 & 0 & \boxed{1} \\ 0 & 0 & 0 \\ 0 & 0 & 0 \end{bmatrix}$$

The kernel of  $T$  is the set of solutions to this homogeneous system of equations, which is simply the trivial solution  $\mathbf{u} = \mathbf{0}$ , so

$$\mathcal{K}(T) = \{\mathbf{0}\} = \langle \{ \} \rangle$$

□

Our next theorem says that if a preimage is a non-empty set then we can construct it by picking any one element and adding on elements of the kernel.

### Theorem KPI

#### Kernel and Pre-Image

Suppose  $T: U \mapsto V$  is a linear transformation and  $\mathbf{v} \in V$ . If the preimage  $T^{-1}(\mathbf{v})$  is non-empty, and  $\mathbf{u} \in T^{-1}(\mathbf{v})$  then

$$T^{-1}(\mathbf{v}) = \{\mathbf{u} + \mathbf{z} \mid \mathbf{z} \in \mathcal{K}(T)\} = \mathbf{u} + \mathcal{K}(T)$$

□

**Proof** Let  $M = \{\mathbf{u} + \mathbf{z} \mid \mathbf{z} \in \mathcal{K}(T)\}$ . First, we show that  $M \subseteq T^{-1}(\mathbf{v})$ . Suppose that  $\mathbf{w} \in M$ , so  $\mathbf{w}$  has the form  $\mathbf{w} = \mathbf{u} + \mathbf{z}$ , where  $\mathbf{z} \in \mathcal{K}(T)$ . Then

$$\begin{aligned} T(\mathbf{w}) &= T(\mathbf{u} + \mathbf{z}) \\ &= T(\mathbf{u}) + T(\mathbf{z}) && \text{Definition LT [437]} \\ &= \mathbf{v} + \mathbf{0} && \mathbf{u} \in T^{-1}(\mathbf{v}), \mathbf{z} \in \mathcal{K}(T) \\ &= \mathbf{v} && \text{Property Z [272]} \end{aligned}$$

which qualifies  $\mathbf{w}$  for membership in the preimage of  $\mathbf{v}$ ,  $\mathbf{w} \in T^{-1}(\mathbf{v})$ .

For the opposite inclusion, suppose  $\mathbf{x} \in T^{-1}(\mathbf{v})$ . Then,

$$\begin{aligned} T(\mathbf{x} - \mathbf{u}) &= T(\mathbf{x}) - T(\mathbf{u}) && \text{Definition LT [437]} \\ &= \mathbf{v} - \mathbf{v} && \mathbf{x}, \mathbf{u} \in T^{-1}(\mathbf{v}) \\ &= \mathbf{0} \end{aligned}$$

This qualifies  $\mathbf{x} - \mathbf{u}$  for membership in the kernel of  $T$ ,  $\mathcal{K}(T)$ . So there is a vector  $\mathbf{z} \in \mathcal{K}(T)$  such that  $\mathbf{x} - \mathbf{u} = \mathbf{z}$ . Rearranging this equation gives  $\mathbf{x} = \mathbf{u} + \mathbf{z}$  and so  $\mathbf{x} \in M$ . So  $T^{-1}(\mathbf{v}) \subseteq M$  and we see that  $M = T^{-1}(\mathbf{v})$ , as desired. ■

This theorem, and its proof, should remind you very much of Theorem PSPHS [102]. Additionally, you might go back and review Example SPIAS [450]. Can you tell now which is the only preimage to be a subspace?

The next theorem is one we will cite frequently, as it characterizes injections by the size of the kernel.

### Theorem KILT

#### Kernel of an Injective Linear Transformation

Suppose that  $T: U \mapsto V$  is a linear transformation. Then  $T$  is injective if and only if the kernel of  $T$  is trivial,  $\mathcal{K}(T) = \{\mathbf{0}\}$ . □

**Proof** ( $\Rightarrow$ ) We assume  $T$  is injective and we need to establish that two sets are equal (Definition SE [660]). Since the kernel is a subspace (Theorem KLTS [465]),  $\{\mathbf{0}\} \subseteq \mathcal{K}(T)$ . To establish the opposite inclusion, suppose  $\mathbf{x} \in \mathcal{K}(T)$ .

$$T(\mathbf{x}) = \mathbf{0} \qquad \text{Definition KLT [464]}$$

$$= T(\mathbf{0}) \quad \text{Theorem LTTZZ [441]}$$

We can apply Definition ILT [460] to conclude that  $\mathbf{x} = \mathbf{0}$ . Therefore  $\mathcal{K}(T) \subseteq \{\mathbf{0}\}$  and by Definition SE [660],  $\mathcal{K}(T) = \{\mathbf{0}\}$ .

( $\Leftarrow$ ) To establish that  $T$  is injective, appeal to Definition ILT [460] and begin with the assumption that  $T(\mathbf{x}) = T(\mathbf{y})$ . Then

$$\begin{aligned} T(\mathbf{x} - \mathbf{y}) &= T(\mathbf{x}) - T(\mathbf{y}) && \text{Definition LT [437]} \\ &= \mathbf{0} && \text{Hypothesis} \end{aligned}$$

So  $\mathbf{x} - \mathbf{y} \in \mathcal{K}(T)$  by Definition KLT [464] and with the hypothesis that the kernel is trivial we conclude that  $\mathbf{x} - \mathbf{y} = \mathbf{0}$ . Then

$$\mathbf{y} = \mathbf{y} + \mathbf{0} = \mathbf{y} + (\mathbf{x} - \mathbf{y}) = \mathbf{x}$$

thus establishing that  $T$  is injective by Definition ILT [460]. ■

### Example NIAQR

#### Not injective, Archetype Q, revisited

We are now in a position to revisit our first example in this section, Example NIAQ [460]. In that example, we showed that Archetype Q [736] is not injective by constructing two vectors, which when used to evaluate the linear transformation provided the same output, thus violating Definition ILT [460]. Just where did those two vectors come from?

The key is the vector

$$\mathbf{z} = \begin{bmatrix} 3 \\ 4 \\ 1 \\ 3 \\ 3 \end{bmatrix}$$

which you can check is an element of  $\mathcal{K}(T)$  for Archetype Q [736]. Choose a vector  $\mathbf{x}$  at random, and then compute  $\mathbf{y} = \mathbf{x} + \mathbf{z}$  (verify this computation back in Example NIAQ [460]). Then

$$\begin{aligned} T(\mathbf{y}) &= T(\mathbf{x} + \mathbf{z}) \\ &= T(\mathbf{x}) + T(\mathbf{z}) && \text{Definition LT [437]} \\ &= T(\mathbf{x}) + \mathbf{0} && \mathbf{z} \in \mathcal{K}(T) \\ &= T(\mathbf{x}) && \text{Property Z [272]} \end{aligned}$$

Whenever the kernel of a linear transformation is non-trivial, we can employ this device and conclude that the linear transformation is not injective. This is another way of viewing Theorem KILT [466]. For an injective linear transformation, the kernel is trivial and our only choice for  $\mathbf{z}$  is the zero vector, which will not help us create two *different* inputs for  $T$  that yield identical outputs. For every one of the archetypes that is not injective, there is an example presented of exactly this form. ☒

### Example NIAO

#### Not injective, Archetype O

In Example NKAO [464] the kernel of Archetype O [731] was determined to be

$$\left\langle \left\{ \begin{bmatrix} -2 \\ 1 \\ 1 \end{bmatrix} \right\} \right\rangle$$

a subspace of  $\mathbb{C}^3$  with dimension 1. Since the kernel is not trivial, Theorem KILT [466] tells us that  $T$  is not injective. ☒

### Example IAP

#### Injective, Archetype P

In Example TKAP [465] it was shown that the linear transformation in Archetype P [734] has a trivial kernel. So by Theorem KILT [466],  $T$  is injective. ☒

## Subsection ILTLI

### Injective Linear Transformations and Linear Independence

There is a connection between injective linear transformations and linearly independent sets that we will make precise in the next two theorems. However, more informally, we can get a feel for this connection when we think about how each property is defined. A set of vectors is linearly independent if the **only** relation of linear dependence is the trivial one. A linear transformation is injective if the **only** way two input vectors can produce the same output is if the trivial way, when both input vectors are equal.

#### Theorem ILTLI

##### Injective Linear Transformations and Linear Independence

Suppose that  $T: U \mapsto V$  is an injective linear transformation and  $S = \{\mathbf{u}_1, \mathbf{u}_2, \mathbf{u}_3, \dots, \mathbf{u}_t\}$  is a linearly independent subset of  $U$ . Then  $R = \{T(\mathbf{u}_1), T(\mathbf{u}_2), T(\mathbf{u}_3), \dots, T(\mathbf{u}_t)\}$  is a linearly independent subset of  $V$ .  $\square$

**Proof** Begin with a relation of linear dependence on  $R$  (Definition RLD [301], Definition LI [301]),

$$\begin{aligned}
 a_1T(\mathbf{u}_1) + a_2T(\mathbf{u}_2) + a_3T(\mathbf{u}_3) + \dots + a_tT(\mathbf{u}_t) &= \mathbf{0} \\
 T(a_1\mathbf{u}_1 + a_2\mathbf{u}_2 + a_3\mathbf{u}_3 + \dots + a_t\mathbf{u}_t) &= \mathbf{0} && \text{Theorem LTLC [446]} \\
 a_1\mathbf{u}_1 + a_2\mathbf{u}_2 + a_3\mathbf{u}_3 + \dots + a_t\mathbf{u}_t &\in \mathcal{K}(T) && \text{Definition KLT [464]} \\
 a_1\mathbf{u}_1 + a_2\mathbf{u}_2 + a_3\mathbf{u}_3 + \dots + a_t\mathbf{u}_t &\in \{\mathbf{0}\} && \text{Theorem KILT [466]} \\
 a_1\mathbf{u}_1 + a_2\mathbf{u}_2 + a_3\mathbf{u}_3 + \dots + a_t\mathbf{u}_t &= \mathbf{0} && \text{Definition SET [659]}
 \end{aligned}$$

Since this is a relation of linear dependence on the linearly independent set  $S$ , we can conclude that

$$a_1 = 0 \qquad a_2 = 0 \qquad a_3 = 0 \qquad \dots \qquad a_t = 0$$

and this establishes that  $R$  is a linearly independent set.  $\blacksquare$

#### Theorem ILTB

##### Injective Linear Transformations and Bases

Suppose that  $T: U \mapsto V$  is a linear transformation and  $B = \{\mathbf{u}_1, \mathbf{u}_2, \mathbf{u}_3, \dots, \mathbf{u}_m\}$  is a basis of  $U$ . Then  $T$  is injective if and only if  $C = \{T(\mathbf{u}_1), T(\mathbf{u}_2), T(\mathbf{u}_3), \dots, T(\mathbf{u}_m)\}$  is a linearly independent subset of  $V$ .  $\square$

**Proof** ( $\Rightarrow$ ) Assume  $T$  is injective. Since  $B$  is a basis, we know  $B$  is linearly independent (Definition B [317]). Then Theorem ILTLI [468] says that  $C$  is a linearly independent subset of  $V$ .

( $\Leftarrow$ ) Assume that  $C$  is linearly independent. To establish that  $T$  is injective, we will show that the kernel of  $T$  is trivial (Theorem KILT [466]). Suppose that  $\mathbf{u} \in \mathcal{K}(T)$ . As an element of  $U$ , we can write  $\mathbf{u}$  as a linear combination of the basis vectors in  $B$  (uniquely). So there are scalars,  $a_1, a_2, a_3, \dots, a_m$ , such that

$$\mathbf{u} = a_1\mathbf{u}_1 + a_2\mathbf{u}_2 + a_3\mathbf{u}_3 + \dots + a_m\mathbf{u}_m$$

Then,

$$\begin{aligned}
 \mathbf{0} &= T(\mathbf{u}) && \text{Definition KLT [464]} \\
 &= T(a_1\mathbf{u}_1 + a_2\mathbf{u}_2 + a_3\mathbf{u}_3 + \dots + a_m\mathbf{u}_m) && \text{Definition TSVS [305]} \\
 &= a_1T(\mathbf{u}_1) + a_2T(\mathbf{u}_2) + a_3T(\mathbf{u}_3) + \dots + a_mT(\mathbf{u}_m) && \text{Theorem LTLC [446]}
 \end{aligned}$$

This is a relation of linear dependence (Definition RLD [301]) on the linearly independent set  $C$ , so the scalars are all zero:  $a_1 = a_2 = a_3 = \dots = a_m = 0$ . Then

$$\mathbf{u} = a_1\mathbf{u}_1 + a_2\mathbf{u}_2 + a_3\mathbf{u}_3 + \dots + a_m\mathbf{u}_m$$

$$\begin{aligned}
 &= 0\mathbf{u}_1 + 0\mathbf{u}_2 + 0\mathbf{u}_3 + \cdots + 0\mathbf{u}_m && \text{Theorem ZSSM [279]} \\
 &= \mathbf{0} + \mathbf{0} + \mathbf{0} + \cdots + \mathbf{0} && \text{Theorem ZSSM [279]} \\
 &= \mathbf{0} && \text{Property Z [272]}
 \end{aligned}$$

Since  $\mathbf{u}$  was chosen as an arbitrary vector from  $\mathcal{K}(T)$ , we have  $\mathcal{K}(T) = \{\mathbf{0}\}$  and Theorem KILT [466] tells us that  $T$  is injective. ■

**Subsection ILTD**  
**Injective Linear Transformations and Dimension**

---

**Theorem ILTD**  
**Injective Linear Transformations and Dimension**

Suppose that  $T: U \mapsto V$  is an injective linear transformation. Then  $\dim(U) \leq \dim(V)$ . □

**Proof** Suppose to the contrary that  $m = \dim(U) > \dim(V) = t$ . Let  $B$  be a basis of  $U$ , which will then contain  $m$  vectors. Apply  $T$  to each element of  $B$  to form a set  $C$  that is a subset of  $V$ . By Theorem ILTB [468],  $C$  is linearly independent and therefore must contain  $m$  distinct vectors. So we have found a set of  $m$  linearly independent vectors in  $V$ , a vector space of dimension  $t$ , with  $m > t$ . However, this contradicts Theorem G [345], so our assumption is false and  $\dim(U) \leq \dim(V)$ . ■

**Example NIDAU**  
**Not injective by dimension, Archetype U**

The linear transformation in Archetype U [746] is

$$T: M_{23} \mapsto \mathbb{C}^4, \quad T\left(\begin{bmatrix} a & b & c \\ d & e & f \end{bmatrix}\right) = \begin{bmatrix} a + 2b + 12c - 3d + e + 6f \\ 2a - b - c + d - 11f \\ a + b + 7c + 2d + e - 3f \\ a + 2b + 12c + 5e - 5f \end{bmatrix}$$

Since  $\dim(M_{23}) = 6 > 4 = \dim(\mathbb{C}^4)$ ,  $T$  cannot be injective for then  $T$  would violate Theorem ILTD [469]. □

Notice that the previous example made no use of the actual formula defining the function. Merely a comparison of the dimensions of the domain and codomain are enough to conclude that the linear transformation is not injective. Archetype M [727] and Archetype N [729] are two more examples of linear transformations that have “big” domains and “small” codomains, resulting in “collisions” of outputs and thus are non-injective linear transformations.

**Subsection CILT**  
**Composition of Injective Linear Transformations**

---

In Subsection LT.NLTFO [451] we saw how to combine linear transformations to build new linear transformations, specifically, how to build the composition of two linear transformations (Definition LTC [453]). It will be useful later to know that the composition of injective linear transformations is again injective, so we prove that here.

**Theorem CILTI**  
**Composition of Injective Linear Transformations is Injective**

Suppose that  $T: U \mapsto V$  and  $S: V \mapsto W$  are injective linear transformations. Then  $(S \circ T): U \mapsto W$  is an injective linear transformation. □

**Proof** That the composition is a linear transformation was established in Theorem CLTLT [454], so we need only establish that the composition is injective. Applying Definition ILT [460], choose  $\mathbf{x}, \mathbf{y}$  from  $U$ . Then if  $(S \circ T)(\mathbf{x}) = (S \circ T)(\mathbf{y})$ ,

$$\Rightarrow \quad S(T(\mathbf{x})) = S(T(\mathbf{y})) \quad \text{Definition LTC [453]}$$



$\Rightarrow$	$T(\mathbf{x}) = T(\mathbf{y})$	Definition ILT [460] for $S$
$\Rightarrow$	$\mathbf{x} = \mathbf{y}$	Definition ILT [460] for $T$

■

## Subsection READ Reading Questions

---

1. Suppose  $T: \mathbb{C}^8 \mapsto \mathbb{C}^5$  is a linear transformation. Why can't  $T$  be injective?
2. Describe the kernel of an injective linear transformation.
3. Theorem KPI [466] should remind you of Theorem PSPHS [102]. Why do we say this?

## Subsection EXC

### Exercises

**C10** Each archetype below is a linear transformation. Compute the kernel for each.

Archetype M [727]

Archetype N [729]

Archetype O [731]

Archetype P [734]

Archetype Q [736]

Archetype R [739]

Archetype S [742]

Archetype T [744]

Archetype U [746]

Archetype V [748]

Archetype W [750]

Archetype X [752]

Contributed by Robert Beezer

**C20** The linear transformation  $T: \mathbb{C}^4 \mapsto \mathbb{C}^3$  is not injective. Find two inputs  $\mathbf{x}, \mathbf{y} \in \mathbb{C}^4$  that yield the same output (that is  $T(\mathbf{x}) = T(\mathbf{y})$ ).

$$T \left( \begin{bmatrix} x_1 \\ x_2 \\ x_3 \\ x_4 \end{bmatrix} \right) = \begin{bmatrix} 2x_1 + x_2 + x_3 \\ -x_1 + 3x_2 + x_3 - x_4 \\ 3x_1 + x_2 + 2x_3 - 2x_4 \end{bmatrix}$$

Contributed by Robert Beezer Solution [473]

**C25** Define the linear transformation

$$T: \mathbb{C}^3 \mapsto \mathbb{C}^2, \quad T \left( \begin{bmatrix} x_1 \\ x_2 \\ x_3 \end{bmatrix} \right) = \begin{bmatrix} 2x_1 - x_2 + 5x_3 \\ -4x_1 + 2x_2 - 10x_3 \end{bmatrix}$$

Find a basis for the kernel of  $T$ ,  $\mathcal{K}(T)$ . Is  $T$  injective?

Contributed by Robert Beezer Solution [473]

**C40** Show that the linear transformation  $R$  is not injective by finding two different elements of the domain,  $\mathbf{x}$  and  $\mathbf{y}$ , such that  $R(\mathbf{x}) = R(\mathbf{y})$ . ( $S_{22}$  is the vector space of symmetric  $2 \times 2$  matrices.)

$$R: S_{22} \mapsto P_1 \quad R \left( \begin{bmatrix} a & b \\ b & c \end{bmatrix} \right) = (2a - b + c) + (a + b + 2c)x$$

Contributed by Robert Beezer Solution [474]

**T10** Suppose  $T: U \mapsto V$  is a linear transformation. For which vectors  $\mathbf{v} \in V$  is  $T^{-1}(\mathbf{v})$  a subspace of  $U$ ?

Contributed by Robert Beezer

**T15** Suppose that  $T: U \mapsto V$  and  $S: V \mapsto W$  are linear transformations. Prove the following relationship between null spaces.

$$\mathcal{K}(T) \subseteq \mathcal{K}(S \circ T)$$

Contributed by Robert Beezer Solution [474]

**T20** Suppose that  $A$  is an  $m \times n$  matrix. Define the linear transformation  $T$  by

$$T: \mathbb{C}^n \mapsto \mathbb{C}^m, \quad T(\mathbf{x}) = A\mathbf{x}$$

Prove that the kernel of  $T$  equals the null space of  $A$ ,  $\mathcal{K}(T) = \mathcal{N}(A)$ .

Contributed by Andy Zimmer    Solution [474]

## Subsection SOL Solutions

**C20** Contributed by Robert Beezer Statement [471]

A linear transformation that is not injective will have a non-trivial kernel (Theorem KILT [466]), and this is the key to finding the desired inputs. We need one non-trivial element of the kernel, so suppose that  $\mathbf{z} \in \mathbb{C}^4$  is an element of the kernel,

$$\begin{bmatrix} 0 \\ 0 \\ 0 \end{bmatrix} = \mathbf{0} = T(\mathbf{z}) = \begin{bmatrix} 2z_1 + z_2 + z_3 \\ -z_1 + 3z_2 + z_3 - z_4 \\ 3z_1 + z_2 + 2z_3 - 2z_4 \end{bmatrix}$$

Vector equality Definition CVE [82] leads to the homogeneous system of three equations in four variables,

$$\begin{aligned} 2z_1 + z_2 + z_3 &= 0 \\ -z_1 + 3z_2 + z_3 - z_4 &= 0 \\ 3z_1 + z_2 + 2z_3 - 2z_4 &= 0 \end{aligned}$$

The coefficient matrix of this system row-reduces as

$$\begin{bmatrix} 2 & 1 & 1 & 0 \\ -1 & 3 & 1 & -1 \\ 3 & 1 & 2 & -2 \end{bmatrix} \xrightarrow{\text{RREF}} \begin{bmatrix} \boxed{1} & 0 & 0 & 1 \\ 0 & \boxed{1} & 0 & 1 \\ 0 & 0 & \boxed{1} & -3 \end{bmatrix}$$

From this we can find a solution (we only need one), that is an element of  $\mathcal{K}(T)$ ,

$$\mathbf{z} = \begin{bmatrix} -1 \\ -1 \\ 3 \\ 1 \end{bmatrix}$$

Now, we choose a vector  $\mathbf{x}$  at random and set  $\mathbf{y} = \mathbf{x} + \mathbf{z}$ ,

$$\mathbf{x} = \begin{bmatrix} 2 \\ 3 \\ 4 \\ -2 \end{bmatrix} \quad \mathbf{y} = \mathbf{x} + \mathbf{z} = \begin{bmatrix} 2 \\ 3 \\ 4 \\ -2 \end{bmatrix} + \begin{bmatrix} -1 \\ -1 \\ 3 \\ 1 \end{bmatrix} = \begin{bmatrix} 1 \\ 2 \\ 7 \\ -1 \end{bmatrix}$$

and you can check that

$$T(\mathbf{x}) = \begin{bmatrix} 11 \\ 13 \\ 21 \end{bmatrix} = T(\mathbf{y})$$

A quicker solution is to take two elements of the kernel (in this case, scalar multiples of  $\mathbf{z}$ ) which both get sent to  $\mathbf{0}$  by  $T$ . Quicker yet, take  $\mathbf{0}$  and  $\mathbf{z}$  as  $\mathbf{x}$  and  $\mathbf{y}$ , which also both get sent to  $\mathbf{0}$  by  $T$ .

**C25** Contributed by Robert Beezer Statement [471]

To find the kernel, we require all  $\mathbf{x} \in \mathbb{C}^3$  such that  $T(\mathbf{x}) = \mathbf{0}$ . This condition is

$$\begin{bmatrix} 2x_1 - x_2 + 5x_3 \\ -4x_1 + 2x_2 - 10x_3 \end{bmatrix} = \begin{bmatrix} 0 \\ 0 \end{bmatrix}$$

This leads to a homogeneous system of two linear equations in three variables, whose coefficient matrix row-reduces to

$$\begin{bmatrix} \boxed{1} & -\frac{1}{2} & \frac{5}{2} \\ 0 & 0 & 0 \end{bmatrix}$$

With two free variables Theorem BNS [136] yields the basis for the null space

$$\left\{ \begin{bmatrix} -\frac{5}{2} \\ 0 \\ 1 \end{bmatrix}, \begin{bmatrix} \frac{1}{2} \\ 1 \\ 0 \end{bmatrix} \right\}$$

With  $n(T) \neq 0$ ,  $\mathcal{K}(T) \neq \{\mathbf{0}\}$ , so Theorem KILT [466] says  $T$  is not injective.

**C40** Contributed by Robert Beezer Statement [471]

We choose  $\mathbf{x}$  to be any vector we like. A particularly cocky choice would be to choose  $\mathbf{x} = \mathbf{0}$ , but we will instead choose

$$\mathbf{x} = \begin{bmatrix} 2 & -1 \\ -1 & 4 \end{bmatrix}$$

Then  $R(\mathbf{x}) = 9 + 9x$ . Now compute the kernel of  $R$ , which by Theorem KILT [466] we expect to be nontrivial. Setting  $R\left(\begin{bmatrix} a & b \\ b & c \end{bmatrix}\right)$  equal to the zero vector,  $\mathbf{0} = 0 + 0x$ , and equating coefficients leads to a homogeneous system of equations. Row-reducing the coefficient matrix of this system will allow us to determine the values of  $a$ ,  $b$  and  $c$  that create elements of the null space of  $R$ ,

$$\begin{bmatrix} 2 & -1 & 1 \\ 1 & 1 & 2 \end{bmatrix} \xrightarrow{\text{RREF}} \begin{bmatrix} \boxed{1} & 0 & 1 \\ 0 & \boxed{1} & 1 \end{bmatrix}$$

We only need a single element of the null space of this coefficient matrix, so we will not compute a precise description of the whole null space. Instead, choose the free variable  $c = 2$ . Then

$$\mathbf{z} = \begin{bmatrix} -2 & -2 \\ -2 & 2 \end{bmatrix}$$

is the corresponding element of the kernel. We compute the desired  $\mathbf{y}$  as

$$\mathbf{y} = \mathbf{x} + \mathbf{z} = \begin{bmatrix} 2 & -1 \\ -1 & 4 \end{bmatrix} + \begin{bmatrix} -2 & -2 \\ -2 & 2 \end{bmatrix} = \begin{bmatrix} 0 & -3 \\ -3 & 6 \end{bmatrix}$$

Then check that  $R(\mathbf{y}) = 9 + 9x$ .

**T15** Contributed by Robert Beezer Statement [471]

We are asked to prove that  $\mathcal{K}(T)$  is a subset of  $\mathcal{K}(S \circ T)$ . Employing Definition SSET [659], choose  $\mathbf{x} \in \mathcal{K}(T)$ . Then we know that  $T(\mathbf{x}) = \mathbf{0}$ . So

$$\begin{aligned} (S \circ T)(\mathbf{x}) &= S(T(\mathbf{x})) && \text{Definition LTC [453]} \\ &= S(\mathbf{0}) && \mathbf{x} \in \mathcal{K}(T) \\ &= \mathbf{0} && \text{Theorem LTTZZ [441]} \end{aligned}$$

This qualifies  $\mathbf{x}$  for membership in  $\mathcal{K}(S \circ T)$ .

**T20** Contributed by Andy Zimmer Statement [472]

This is an equality of sets, so we want to establish two subset conditions (Definition SE [660]).

First, show  $\mathcal{N}(A) \subseteq \mathcal{K}(T)$ . Choose  $\mathbf{x} \in \mathcal{N}(A)$ . Check to see if  $\mathbf{x} \in \mathcal{K}(T)$ ,

$$\begin{aligned} T(\mathbf{x}) &= A\mathbf{x} && \text{Definition of } T \\ &= \mathbf{0} && \mathbf{x} \in \mathcal{N}(A) \end{aligned}$$

So by Definition KLT [464],  $\mathbf{x} \in \mathcal{K}(T)$  and thus  $\mathcal{N}(A) \subseteq \mathcal{K}(T)$ .

Now, show  $\mathcal{K}(T) \subseteq \mathcal{N}(A)$ . Choose  $\mathbf{x} \in \mathcal{K}(T)$ . Check to see if  $\mathbf{x} \in \mathcal{N}(A)$ ,

$$\begin{aligned} A\mathbf{x} &= T(\mathbf{x}) && \text{Definition of } T \\ &= \mathbf{0} && \mathbf{x} \in \mathcal{K}(T) \end{aligned}$$

So by Definition NSM [62],  $\mathbf{x} \in \mathcal{N}(A)$  and thus  $\mathcal{K}(T) \subseteq \mathcal{N}(A)$ .

## Section SLT

### Surjective Linear Transformations

The companion to an injection is a surjection. Surjective linear transformations are closely related to spanning sets and ranges. So as you read this section reflect back on Section ILT [460] and note the parallels and the contrasts. In the next section, Section IVLT [491], we will combine the two properties.

As usual, we lead with a definition.

#### Definition SLT

##### Surjective Linear Transformation

Suppose  $T: U \mapsto V$  is a linear transformation. Then  $T$  is **surjective** if for every  $\mathbf{v} \in V$  there exists a  $\mathbf{u} \in U$  so that  $T(\mathbf{u}) = \mathbf{v}$ .  $\triangle$

Given an arbitrary function, it is possible for there to be an element of the codomain that is not an output of the function (think about the function  $y = f(x) = x^2$  and the codomain element  $y = -3$ ). For a surjective function, this never happens. If we choose any element of the codomain ( $\mathbf{v} \in V$ ) then there must be an input from the domain ( $\mathbf{u} \in U$ ) which will create the output when used to evaluate the linear transformation ( $T(\mathbf{u}) = \mathbf{v}$ ). Some authors prefer the term **onto** where we use surjective, and we will sometimes refer to a surjective linear transformation as a **surjection**.

#### Subsection ESLT

##### Examples of Surjective Linear Transformations

It is perhaps most instructive to examine a linear transformation that is not surjective first.

#### Example NSAQ

##### Not surjective, Archetype Q

Archetype Q [736] is the linear transformation

$$T: \mathbb{C}^5 \mapsto \mathbb{C}^5, \quad T \left( \begin{bmatrix} x_1 \\ x_2 \\ x_3 \\ x_4 \\ x_5 \end{bmatrix} \right) = \begin{bmatrix} -2x_1 + 3x_2 + 3x_3 - 6x_4 + 3x_5 \\ -16x_1 + 9x_2 + 12x_3 - 28x_4 + 28x_5 \\ -19x_1 + 7x_2 + 14x_3 - 32x_4 + 37x_5 \\ -21x_1 + 9x_2 + 15x_3 - 35x_4 + 39x_5 \\ -9x_1 + 5x_2 + 7x_3 - 16x_4 + 16x_5 \end{bmatrix}$$

We will demonstrate that

$$\mathbf{v} = \begin{bmatrix} -1 \\ 2 \\ 3 \\ -1 \\ 4 \end{bmatrix}$$

is an unobtainable element of the codomain. Suppose to the contrary that  $\mathbf{u}$  is an element of the domain such that  $T(\mathbf{u}) = \mathbf{v}$ . Then

$$\begin{bmatrix} -1 \\ 2 \\ 3 \\ -1 \\ 4 \end{bmatrix} = \mathbf{v} = T(\mathbf{u}) = T \left( \begin{bmatrix} u_1 \\ u_2 \\ u_3 \\ u_4 \\ u_5 \end{bmatrix} \right)$$

$$\begin{aligned}
 &= \begin{bmatrix} -2u_1 + 3u_2 + 3u_3 - 6u_4 + 3u_5 \\ -16u_1 + 9u_2 + 12u_3 - 28u_4 + 28u_5 \\ -19u_1 + 7u_2 + 14u_3 - 32u_4 + 37u_5 \\ -21u_1 + 9u_2 + 15u_3 - 35u_4 + 39u_5 \\ -9u_1 + 5u_2 + 7u_3 - 16u_4 + 16u_5 \end{bmatrix} \\
 &= \begin{bmatrix} -2 & 3 & 3 & -6 & 3 \\ -16 & 9 & 12 & -28 & 28 \\ -19 & 7 & 14 & -32 & 37 \\ -21 & 9 & 15 & -35 & 39 \\ -9 & 5 & 7 & -16 & 16 \end{bmatrix} \begin{bmatrix} u_1 \\ u_2 \\ u_3 \\ u_4 \\ u_5 \end{bmatrix}
 \end{aligned}$$

Now we recognize the appropriate input vector  $\mathbf{u}$  as a solution to a linear system of equations. Form the augmented matrix of the system, and row-reduce to

$$\begin{bmatrix} \boxed{1} & 0 & 0 & 0 & -1 & 0 \\ 0 & \boxed{1} & 0 & 0 & -\frac{4}{3} & 0 \\ 0 & 0 & \boxed{1} & 0 & -\frac{1}{3} & 0 \\ 0 & 0 & 0 & \boxed{1} & -1 & 0 \\ 0 & 0 & 0 & 0 & 0 & \boxed{1} \end{bmatrix}$$

With a leading 1 in the last column, Theorem RCLS [51] tells us the system is inconsistent. From the absence of any solutions we conclude that no such vector  $\mathbf{u}$  exists, and by Definition SLT [475],  $T$  is not surjective.

Again, do not concern yourself with how  $\mathbf{v}$  was selected, as this will be explained shortly. However, do understand *why* this vector provides enough evidence to conclude that  $T$  is not surjective.  $\square$

To show that a linear transformation is not surjective, it is enough to find a single element of the codomain that is never created by any input, as in Example NSAQ [475]. However, to show that a linear transformation is surjective we must establish that *every* element of the codomain occurs as an output of the linear transformation for some appropriate input.

### Example SAR

#### Surjective, Archetype R

Archetype R [739] is the linear transformation

$$T: \mathbb{C}^5 \mapsto \mathbb{C}^5, \quad T \left( \begin{bmatrix} x_1 \\ x_2 \\ x_3 \\ x_4 \\ x_5 \end{bmatrix} \right) = \begin{bmatrix} -65x_1 + 128x_2 + 10x_3 - 262x_4 + 40x_5 \\ 36x_1 - 73x_2 - x_3 + 151x_4 - 16x_5 \\ -44x_1 + 88x_2 + 5x_3 - 180x_4 + 24x_5 \\ 34x_1 - 68x_2 - 3x_3 + 140x_4 - 18x_5 \\ 12x_1 - 24x_2 - x_3 + 49x_4 - 5x_5 \end{bmatrix}$$

To establish that  $R$  is surjective we must begin with a totally arbitrary element of the codomain,  $\mathbf{v}$  and somehow find an input vector  $\mathbf{u}$  such that  $T(\mathbf{u}) = \mathbf{v}$ . We desire,

$$\begin{aligned}
 &T(\mathbf{u}) = \mathbf{v} \\
 &\begin{bmatrix} -65u_1 + 128u_2 + 10u_3 - 262u_4 + 40u_5 \\ 36u_1 - 73u_2 - u_3 + 151u_4 - 16u_5 \\ -44u_1 + 88u_2 + 5u_3 - 180u_4 + 24u_5 \\ 34u_1 - 68u_2 - 3u_3 + 140u_4 - 18u_5 \\ 12u_1 - 24u_2 - u_3 + 49u_4 - 5u_5 \end{bmatrix} = \begin{bmatrix} v_1 \\ v_2 \\ v_3 \\ v_4 \\ v_5 \end{bmatrix} \\
 &\begin{bmatrix} -65 & 128 & 10 & -262 & 40 \\ 36 & -73 & -1 & 151 & -16 \\ -44 & 88 & 5 & -180 & 24 \\ 34 & -68 & -3 & 140 & -18 \\ 12 & -24 & -1 & 49 & -5 \end{bmatrix} \begin{bmatrix} u_1 \\ u_2 \\ u_3 \\ u_4 \\ u_5 \end{bmatrix} = \begin{bmatrix} v_1 \\ v_2 \\ v_3 \\ v_4 \\ v_5 \end{bmatrix}
 \end{aligned}$$

We recognize this equation as a system of equations in the variables  $u_i$ , but our vector of constants contains symbols. In general, we would have to row-reduce the augmented matrix by hand, due to the symbolic final column. However, in this particular example, the  $5 \times 5$  coefficient matrix is nonsingular and so has an inverse (Theorem NI [222], Definition MI [207]).

$$\begin{bmatrix} -65 & 128 & 10 & -262 & 40 \\ 36 & -73 & -1 & 151 & -16 \\ -44 & 88 & 5 & -180 & 24 \\ 34 & -68 & -3 & 140 & -18 \\ 12 & -24 & -1 & 49 & -5 \end{bmatrix}^{-1} = \begin{bmatrix} -47 & 92 & 1 & -181 & -14 \\ 27 & -55 & \frac{7}{2} & \frac{221}{2} & 11 \\ -32 & 64 & -1 & -126 & -12 \\ 25 & -50 & \frac{3}{2} & \frac{199}{2} & 9 \\ 9 & -18 & \frac{1}{2} & \frac{71}{2} & 4 \end{bmatrix}$$

so we find that

$$\begin{aligned} \begin{bmatrix} u_1 \\ u_2 \\ u_3 \\ u_4 \\ u_5 \end{bmatrix} &= \begin{bmatrix} -47 & 92 & 1 & -181 & -14 \\ 27 & -55 & \frac{7}{2} & \frac{221}{2} & 11 \\ -32 & 64 & -1 & -126 & -12 \\ 25 & -50 & \frac{3}{2} & \frac{199}{2} & 9 \\ 9 & -18 & \frac{1}{2} & \frac{71}{2} & 4 \end{bmatrix} \begin{bmatrix} v_1 \\ v_2 \\ v_3 \\ v_4 \\ v_5 \end{bmatrix} \\ &= \begin{bmatrix} -47v_1 + 92v_2 + v_3 - 181v_4 - 14v_5 \\ 27v_1 - 55v_2 + \frac{7}{2}v_3 + \frac{221}{2}v_4 + 11v_5 \\ -32v_1 + 64v_2 - v_3 - 126v_4 - 12v_5 \\ 25v_1 - 50v_2 + \frac{3}{2}v_3 + \frac{199}{2}v_4 + 9v_5 \\ 9v_1 - 18v_2 + \frac{1}{2}v_3 + \frac{71}{2}v_4 + 4v_5 \end{bmatrix} \end{aligned}$$

This establishes that if we are given *any* output vector  $\mathbf{v}$ , we can use its components in this final expression to formulate a vector  $\mathbf{u}$  such that  $T(\mathbf{u}) = \mathbf{v}$ . So by Definition SLT [475] we now know that  $T$  is surjective. You might try to verify this condition in its full generality (i.e. evaluate  $T$  with this final expression and see if you get  $\mathbf{v}$  as the result), or test it more specifically for some numerical vector  $\mathbf{v}$  (see Exercise SLT.C20 [487]).  $\square$

Let's now examine a surjective linear transformation between abstract vector spaces.

### Example SAV

#### Surjective, Archetype V

Archetype V [748] is defined by

$$T: P_3 \mapsto M_{22}, \quad T(a + bx + cx^2 + dx^3) = \begin{bmatrix} a + b & a - 2c \\ d & b - d \end{bmatrix}$$

To establish that the linear transformation is surjective, begin by choosing an arbitrary output. In this example, we need to choose an arbitrary  $2 \times 2$  matrix, say

$$\mathbf{v} = \begin{bmatrix} x & y \\ z & w \end{bmatrix}$$

and we would like to find an input polynomial

$$\mathbf{u} = a + bx + cx^2 + dx^3$$

so that  $T(\mathbf{u}) = \mathbf{v}$ . So we have,

$$\begin{aligned} \begin{bmatrix} x & y \\ z & w \end{bmatrix} &= \mathbf{v} \\ &= T(\mathbf{u}) \\ &= T(a + bx + cx^2 + dx^3) \\ &= \begin{bmatrix} a + b & a - 2c \\ d & b - d \end{bmatrix} \end{aligned}$$



Matrix equality leads us to the system of four equations in the four unknowns,  $x, y, z, w$ ,

$$\begin{aligned} a + b &= x \\ a - 2c &= y \\ d &= z \\ b - d &= w \end{aligned}$$

which can be rewritten as a matrix equation,

$$\begin{bmatrix} 1 & 1 & 0 & 0 \\ 1 & 0 & -2 & 0 \\ 0 & 0 & 0 & 1 \\ 0 & 1 & 0 & -1 \end{bmatrix} \begin{bmatrix} a \\ b \\ c \\ d \end{bmatrix} = \begin{bmatrix} x \\ y \\ z \\ w \end{bmatrix}$$

The coefficient matrix is nonsingular, hence it has an inverse,

$$\begin{bmatrix} 1 & 1 & 0 & 0 \\ 1 & 0 & -2 & 0 \\ 0 & 0 & 0 & 1 \\ 0 & 1 & 0 & -1 \end{bmatrix}^{-1} = \begin{bmatrix} 1 & 0 & -1 & -1 \\ 0 & 0 & 1 & 1 \\ \frac{1}{2} & -\frac{1}{2} & -\frac{1}{2} & -\frac{1}{2} \\ 0 & 0 & 1 & 0 \end{bmatrix}$$

so we have

$$\begin{aligned} \begin{bmatrix} a \\ b \\ c \\ d \end{bmatrix} &= \begin{bmatrix} 1 & 0 & -1 & -1 \\ 0 & 0 & 1 & 1 \\ \frac{1}{2} & -\frac{1}{2} & -\frac{1}{2} & -\frac{1}{2} \\ 0 & 0 & 1 & 0 \end{bmatrix} \begin{bmatrix} x \\ y \\ z \\ w \end{bmatrix} \\ &= \begin{bmatrix} x - z - w \\ z + w \\ \frac{1}{2}(x - y - z - w) \\ z \end{bmatrix} \end{aligned}$$

So the input polynomial  $\mathbf{u} = (x - z - w) + (z + w)x + \frac{1}{2}(x - y - z - w)x^2 + zx^3$  will yield the output matrix  $\mathbf{v}$ , no matter what form  $\mathbf{v}$  takes. This means by Definition SLT [475] that  $T$  is surjective. All the same, let's do a concrete demonstration and evaluate  $T$  with  $\mathbf{u}$ ,

$$\begin{aligned} T(\mathbf{u}) &= T\left((x - z - w) + (z + w)x + \frac{1}{2}(x - y - z - w)x^2 + zx^3\right) \\ &= \begin{bmatrix} (x - z - w) + (z + w) & (x - z - w) - 2\left(\frac{1}{2}(x - y - z - w)\right) \\ z & (z + w) - z \end{bmatrix} \\ &= \begin{bmatrix} x & y \\ z & w \end{bmatrix} \\ &= \mathbf{v} \end{aligned}$$

□

## Subsection RLT Range of a Linear Transformation

For a linear transformation  $T: U \mapsto V$ , the range is a subset of the codomain  $V$ . Informally, it is the set of all outputs that the transformation creates when fed every possible input from the domain. It will have some natural connections with the column space of a matrix, so we will keep the same notation, and if you think about your objects, then there should be little confusion. Here's the careful definition.

**Definition RLT**
**Range of a Linear Transformation**

Suppose  $T: U \mapsto V$  is a linear transformation. Then the **range** of  $T$  is the set

$$\mathcal{R}(T) = \{T(\mathbf{u}) \mid \mathbf{u} \in U\}$$

(This definition contains Notation RLT.)

△

**Example RAO**
**Range, Archetype O**

Archetype O [731] is the linear transformation

$$T: \mathbb{C}^3 \mapsto \mathbb{C}^5, \quad T\left(\begin{bmatrix} x_1 \\ x_2 \\ x_3 \end{bmatrix}\right) = \begin{bmatrix} -x_1 + x_2 - 3x_3 \\ -x_1 + 2x_2 - 4x_3 \\ x_1 + x_2 + x_3 \\ 2x_1 + 3x_2 + x_3 \\ x_1 + 2x_3 \end{bmatrix}$$

To determine the elements of  $\mathbb{C}^5$  in  $\mathcal{R}(T)$ , find those vectors  $\mathbf{v}$  such that  $T(\mathbf{u}) = \mathbf{v}$  for some  $\mathbf{u} \in \mathbb{C}^3$ ,

$$\begin{aligned} \mathbf{v} &= T(\mathbf{u}) \\ &= \begin{bmatrix} -u_1 + u_2 - 3u_3 \\ -u_1 + 2u_2 - 4u_3 \\ u_1 + u_2 + u_3 \\ 2u_1 + 3u_2 + u_3 \\ u_1 + 2u_3 \end{bmatrix} \\ &= \begin{bmatrix} -u_1 \\ -u_1 \\ u_1 \\ 2u_1 \\ u_1 \end{bmatrix} + \begin{bmatrix} u_2 \\ 2u_2 \\ u_2 \\ 3u_2 \\ 0 \end{bmatrix} + \begin{bmatrix} -3u_3 \\ -4u_3 \\ u_3 \\ u_3 \\ 2u_3 \end{bmatrix} \\ &= u_1 \begin{bmatrix} -1 \\ -1 \\ 1 \\ 2 \\ 1 \end{bmatrix} + u_2 \begin{bmatrix} 1 \\ 2 \\ 1 \\ 3 \\ 0 \end{bmatrix} + u_3 \begin{bmatrix} -3 \\ -4 \\ 1 \\ 1 \\ 2 \end{bmatrix} \end{aligned}$$

This says that every output of  $T$  ( $\mathbf{v}$ ) can be written as a linear combination of the three vectors

$$\begin{bmatrix} -1 \\ -1 \\ 1 \\ 2 \\ 1 \end{bmatrix}, \quad \begin{bmatrix} 1 \\ 2 \\ 1 \\ 3 \\ 0 \end{bmatrix}, \quad \begin{bmatrix} -3 \\ -4 \\ 1 \\ 1 \\ 2 \end{bmatrix}$$

using the scalars  $u_1, u_2, u_3$ . Furthermore, since  $\mathbf{u}$  can be any element of  $\mathbb{C}^3$ , every such linear combination is an output. This means that

$$\mathcal{R}(T) = \left\langle \left\{ \begin{bmatrix} -1 \\ -1 \\ 1 \\ 2 \\ 1 \end{bmatrix}, \begin{bmatrix} 1 \\ 2 \\ 1 \\ 3 \\ 0 \end{bmatrix}, \begin{bmatrix} -3 \\ -4 \\ 1 \\ 1 \\ 2 \end{bmatrix} \right\} \right\rangle$$

The three vectors in this spanning set for  $\mathcal{R}(T)$  form a linearly dependent set (check this!). So we can find a more economical presentation by any of the various methods from Section CRS [229]

and Section FS [250]. We will place the vectors into a matrix as rows, row-reduce, toss out zero rows and appeal to Theorem BRS [238], so we can describe the range of  $T$  with a basis,

$$\mathcal{R}(T) = \left\langle \left\{ \begin{bmatrix} 1 \\ 0 \\ -3 \\ -7 \\ -2 \end{bmatrix}, \begin{bmatrix} 0 \\ 1 \\ 2 \\ 5 \\ 1 \end{bmatrix} \right\} \right\rangle$$

⊠

We know that the span of a set of vectors is always a subspace (Theorem SSS [291]), so the range computed in Example RAO [479] is also a subspace. This is no accident, the range of a linear transformation is *always* a subspace.

### Theorem RLTS

#### Range of a Linear Transformation is a Subspace

Suppose that  $T: U \mapsto V$  is a linear transformation. Then the range of  $T$ ,  $\mathcal{R}(T)$ , is a subspace of  $V$ . □

**Proof** We can apply the three-part test of Theorem TSS [286]. First,  $\mathbf{0}_U \in U$  and  $T(\mathbf{0}_U) = \mathbf{0}_V$  by Theorem LTTZZ [441], so  $\mathbf{0}_V \in \mathcal{R}(T)$  and we know that the range is non-empty.

Suppose we assume that  $\mathbf{x}, \mathbf{y} \in \mathcal{R}(T)$ . Is  $\mathbf{x} + \mathbf{y} \in \mathcal{R}(T)$ ? If  $\mathbf{x}, \mathbf{y} \in \mathcal{R}(T)$  then we know there are vectors  $\mathbf{w}, \mathbf{z} \in U$  such that  $T(\mathbf{w}) = \mathbf{x}$  and  $T(\mathbf{z}) = \mathbf{y}$ . Because  $U$  is a vector space, additive closure (Property AC [272]) implies that  $\mathbf{w} + \mathbf{z} \in U$ . Then

$$\begin{aligned} T(\mathbf{w} + \mathbf{z}) &= T(\mathbf{w}) + T(\mathbf{z}) && \text{Definition LT [437]} \\ &= \mathbf{x} + \mathbf{y} && \text{Definition of } \mathbf{w} \text{ and } \mathbf{z} \end{aligned}$$

So we have found an input,  $\mathbf{w} + \mathbf{z}$ , which when fed into  $T$  creates  $\mathbf{x} + \mathbf{y}$  as an output. This qualifies  $\mathbf{x} + \mathbf{y}$  for membership in  $\mathcal{R}(T)$ . So we have additive closure.

Suppose we assume that  $\alpha \in \mathbb{C}$  and  $\mathbf{x} \in \mathcal{R}(T)$ . Is  $\alpha\mathbf{x} \in \mathcal{R}(T)$ ? If  $\mathbf{x} \in \mathcal{R}(T)$ , then there is a vector  $\mathbf{w} \in U$  such that  $T(\mathbf{w}) = \mathbf{x}$ . Because  $U$  is a vector space, scalar closure implies that  $\alpha\mathbf{w} \in U$ . Then

$$\begin{aligned} T(\alpha\mathbf{w}) &= \alpha T(\mathbf{w}) && \text{Definition LT [437]} \\ &= \alpha\mathbf{x} && \text{Definition of } \mathbf{w} \end{aligned}$$

So we have found an input ( $\alpha\mathbf{w}$ ) which when fed into  $T$  creates  $\alpha\mathbf{x}$  as an output. This qualifies  $\alpha\mathbf{x}$  for membership in  $\mathcal{R}(T)$ . So we have scalar closure and Theorem TSS [286] tells us that  $\mathcal{R}(T)$  is a subspace of  $V$ . ■

Let's compute another range, now that we know in advance that it will be a subspace.

### Example FRAN

#### Full range, Archetype N

Archetype N [729] is the linear transformation

$$T: \mathbb{C}^5 \mapsto \mathbb{C}^3, \quad T \left( \begin{bmatrix} x_1 \\ x_2 \\ x_3 \\ x_4 \\ x_5 \end{bmatrix} \right) = \begin{bmatrix} 2x_1 + x_2 + 3x_3 - 4x_4 + 5x_5 \\ x_1 - 2x_2 + 3x_3 - 9x_4 + 3x_5 \\ 3x_1 + 4x_3 - 6x_4 + 5x_5 \end{bmatrix}$$

To determine the elements of  $\mathbb{C}^3$  in  $\mathcal{R}(T)$ , find those vectors  $\mathbf{v}$  such that  $T(\mathbf{u}) = \mathbf{v}$  for some  $\mathbf{u} \in \mathbb{C}^5$ ,

$$\mathbf{v} = T(\mathbf{u})$$

$$\begin{aligned}
 &= \begin{bmatrix} 2u_1 + u_2 + 3u_3 - 4u_4 + 5u_5 \\ u_1 - 2u_2 + 3u_3 - 9u_4 + 3u_5 \\ 3u_1 + 4u_3 - 6u_4 + 5u_5 \end{bmatrix} \\
 &= \begin{bmatrix} 2u_1 \\ u_1 \\ 3u_1 \end{bmatrix} + \begin{bmatrix} u_2 \\ -2u_2 \\ 0 \end{bmatrix} + \begin{bmatrix} 3u_3 \\ 3u_3 \\ 4u_3 \end{bmatrix} + \begin{bmatrix} -4u_4 \\ -9u_4 \\ -6u_4 \end{bmatrix} + \begin{bmatrix} 5u_5 \\ 3u_5 \\ 5u_5 \end{bmatrix} \\
 &= u_1 \begin{bmatrix} 2 \\ 1 \\ 3 \end{bmatrix} + u_2 \begin{bmatrix} 1 \\ -2 \\ 0 \end{bmatrix} + u_3 \begin{bmatrix} 3 \\ 3 \\ 4 \end{bmatrix} + u_4 \begin{bmatrix} -4 \\ -9 \\ -6 \end{bmatrix} + u_5 \begin{bmatrix} 5 \\ 3 \\ 5 \end{bmatrix}
 \end{aligned}$$

This says that every output of  $T$  ( $\mathbf{v}$ ) can be written as a linear combination of the five vectors

$$\begin{bmatrix} 2 \\ 1 \\ 3 \end{bmatrix} \quad \begin{bmatrix} 1 \\ -2 \\ 0 \end{bmatrix} \quad \begin{bmatrix} 3 \\ 3 \\ 4 \end{bmatrix} \quad \begin{bmatrix} -4 \\ -9 \\ -6 \end{bmatrix} \quad \begin{bmatrix} 5 \\ 3 \\ 5 \end{bmatrix}$$

using the scalars  $u_1, u_2, u_3, u_4, u_5$ . Furthermore, since  $\mathbf{u}$  can be any element of  $\mathbb{C}^5$ , every such linear combination is an output. This means that

$$\mathcal{R}(T) = \left\langle \left\{ \begin{bmatrix} 2 \\ 1 \\ 3 \end{bmatrix}, \begin{bmatrix} 1 \\ -2 \\ 0 \end{bmatrix}, \begin{bmatrix} 3 \\ 3 \\ 4 \end{bmatrix}, \begin{bmatrix} -4 \\ -9 \\ -6 \end{bmatrix}, \begin{bmatrix} 5 \\ 3 \\ 5 \end{bmatrix} \right\} \right\rangle$$

The five vectors in this spanning set for  $\mathcal{R}(T)$  form a linearly dependent set (Theorem MVSLD [134]). So we can find a more economical presentation by any of the various methods from Section CRS [229] and Section FS [250]. We will place the vectors into a matrix as rows, row-reduce, toss out zero rows and appeal to Theorem BRS [238], so we can describe the range of  $T$  with a (nice) basis,

$$\mathcal{R}(T) = \left\langle \left\{ \begin{bmatrix} 1 \\ 0 \\ 0 \end{bmatrix}, \begin{bmatrix} 0 \\ 1 \\ 0 \end{bmatrix}, \begin{bmatrix} 0 \\ 0 \\ 1 \end{bmatrix} \right\} \right\rangle = \mathbb{C}^3$$

⊠

In contrast to injective linear transformations having small (trivial) kernels (Theorem KILT [466]), surjective linear transformations have large ranges, as indicated in the next theorem.

### Theorem RSLT

#### Range of a Surjective Linear Transformation

Suppose that  $T: U \mapsto V$  is a linear transformation. Then  $T$  is surjective if and only if the range of  $T$  equals the codomain,  $\mathcal{R}(T) = V$ .  $\square$

**Proof** ( $\Rightarrow$ ) By Definition RLT [479], we know that  $\mathcal{R}(T) \subseteq V$ . To establish the reverse inclusion, assume  $\mathbf{v} \in V$ . Then since  $T$  is surjective (Definition SLT [475]), there exists a vector  $\mathbf{u} \in U$  so that  $T(\mathbf{u}) = \mathbf{v}$ . However, the existence of  $\mathbf{u}$  gains  $\mathbf{v}$  membership in  $\mathcal{R}(T)$ , so  $V \subseteq \mathcal{R}(T)$ . Thus,  $\mathcal{R}(T) = V$ .

( $\Leftarrow$ ) To establish that  $T$  is surjective, choose  $\mathbf{v} \in V$ . Since we are assuming that  $\mathcal{R}(T) = V$ ,  $\mathbf{v} \in \mathcal{R}(T)$ . This says there is a vector  $\mathbf{u} \in U$  so that  $T(\mathbf{u}) = \mathbf{v}$ , i.e.  $T$  is surjective.  $\blacksquare$

### Example NSAQR

#### Not surjective, Archetype Q, revisited

We are now in a position to revisit our first example in this section, Example NSAQ [475]. In that example, we showed that Archetype Q [736] is not surjective by constructing a vector in the codomain where no element of the domain could be used to evaluate the linear transformation to create the output, thus violating Definition SLT [475]. Just where did this vector come from?

The short answer is that the vector

$$\mathbf{v} = \begin{bmatrix} -1 \\ 2 \\ 3 \\ -1 \\ 4 \end{bmatrix}$$

was constructed to lie outside of the range of  $T$ . How was this accomplished? First, the range of  $T$  is given by

$$\mathcal{R}(T) = \left\langle \left\{ \begin{bmatrix} 1 \\ 0 \\ 0 \\ 0 \\ 1 \end{bmatrix}, \begin{bmatrix} 0 \\ 1 \\ 0 \\ 0 \\ -1 \end{bmatrix}, \begin{bmatrix} 0 \\ 0 \\ 1 \\ 0 \\ -1 \end{bmatrix}, \begin{bmatrix} 0 \\ 0 \\ 0 \\ 1 \\ 2 \end{bmatrix} \right\} \right\rangle$$

Suppose an element of the range  $\mathbf{v}^*$  has its first 4 components equal to  $-1, 2, 3, -1$ , in that order. Then to be an element of  $\mathcal{R}(T)$ , we would have

$$\mathbf{v}^* = (-1) \begin{bmatrix} 1 \\ 0 \\ 0 \\ 0 \\ 1 \end{bmatrix} + (2) \begin{bmatrix} 0 \\ 1 \\ 0 \\ 0 \\ -1 \end{bmatrix} + (3) \begin{bmatrix} 0 \\ 0 \\ 1 \\ 0 \\ -1 \end{bmatrix} + (-1) \begin{bmatrix} 0 \\ 0 \\ 0 \\ 1 \\ 2 \end{bmatrix} = \begin{bmatrix} -1 \\ 2 \\ 3 \\ -1 \\ -8 \end{bmatrix}$$

So the only vector in the range with these first four components specified, must have  $-8$  in the fifth component. To set the fifth component to any other value (say,  $4$ ) will result in a vector ( $\mathbf{v}$  in Example NSAQ [475]) outside of the range. Any attempt to find an input for  $T$  that will produce  $\mathbf{v}$  as an output will be doomed to failure.

Whenever the range of a linear transformation is not the whole codomain, we can employ this device and conclude that the linear transformation is not surjective. This is another way of viewing Theorem RSLT [481]. For a surjective linear transformation, the range is all of the codomain and there is no choice for a vector  $\mathbf{v}$  that lies in  $V$ , yet not in the range. For every one of the archetypes that is not surjective, there is an example presented of exactly this form.  $\square$

### Example NSAO

#### Not surjective, Archetype O

In Example RAO [479] the range of Archetype O [731] was determined to be

$$\mathcal{R}(T) = \left\langle \left\{ \begin{bmatrix} 1 \\ 0 \\ -3 \\ -7 \\ -2 \end{bmatrix}, \begin{bmatrix} 0 \\ 1 \\ 2 \\ 5 \\ 1 \end{bmatrix} \right\} \right\rangle$$

a subspace of dimension 2 in  $\mathbb{C}^5$ . Since  $\mathcal{R}(T) \neq \mathbb{C}^5$ , Theorem RSLT [481] says  $T$  is not surjective.  $\square$

### Example SAN

#### Surjective, Archetype N

The range of Archetype N [729] was computed in Example FRAN [480] to be

$$\mathcal{R}(T) = \left\langle \left\{ \begin{bmatrix} 1 \\ 0 \\ 0 \end{bmatrix}, \begin{bmatrix} 0 \\ 1 \\ 0 \end{bmatrix}, \begin{bmatrix} 0 \\ 0 \\ 1 \end{bmatrix} \right\} \right\rangle$$

Since the basis for this subspace is the set of standard unit vectors for  $\mathbb{C}^3$  (Theorem SUVB [317]), we have  $\mathcal{R}(T) = \mathbb{C}^3$  and by Theorem RSLT [481],  $T$  is surjective.  $\square$

**Subsection SSSLT**  
**Spanning Sets and Surjective Linear Transformations**

Just as injective linear transformations are allied with linear independence (Theorem ILTLI [468], Theorem ILTB [468]), surjective linear transformations are allied with spanning sets.

**Theorem SSRLT**

**Spanning Set for Range of a Linear Transformation**

Suppose that  $T: U \mapsto V$  is a linear transformation and  $S = \{\mathbf{u}_1, \mathbf{u}_2, \mathbf{u}_3, \dots, \mathbf{u}_t\}$  spans  $U$ . Then

$$R = \{T(\mathbf{u}_1), T(\mathbf{u}_2), T(\mathbf{u}_3), \dots, T(\mathbf{u}_t)\}$$

spans  $\mathcal{R}(T)$ . □

**Proof** We need to establish that  $\mathcal{R}(T) = \langle R \rangle$ , a set equality. First we establish that  $\mathcal{R}(T) \subseteq \langle R \rangle$ . To this end, choose  $\mathbf{v} \in \mathcal{R}(T)$ . Then there exists a vector  $\mathbf{u} \in U$ , such that  $T(\mathbf{u}) = \mathbf{v}$  (Definition RLT [479]). Because  $S$  spans  $U$  there are scalars,  $a_1, a_2, a_3, \dots, a_t$ , such that

$$\mathbf{u} = a_1\mathbf{u}_1 + a_2\mathbf{u}_2 + a_3\mathbf{u}_3 + \dots + a_t\mathbf{u}_t$$

Then

$$\begin{aligned} \mathbf{v} &= T(\mathbf{u}) && \text{Definition RLT [479]} \\ &= T(a_1\mathbf{u}_1 + a_2\mathbf{u}_2 + a_3\mathbf{u}_3 + \dots + a_t\mathbf{u}_t) && \text{Definition TSVS [305]} \\ &= a_1T(\mathbf{u}_1) + a_2T(\mathbf{u}_2) + a_3T(\mathbf{u}_3) + \dots + a_tT(\mathbf{u}_t) && \text{Theorem LTLC [446]} \end{aligned}$$

which establishes that  $\mathbf{v} \in \langle R \rangle$  (Definition SS [291]). So  $\mathcal{R}(T) \subseteq \langle R \rangle$ .

To establish the opposite inclusion, choose an element of the span of  $R$ , say  $\mathbf{v} \in \langle R \rangle$ . Then there are scalars  $b_1, b_2, b_3, \dots, b_t$  so that

$$\begin{aligned} \mathbf{v} &= b_1T(\mathbf{u}_1) + b_2T(\mathbf{u}_2) + b_3T(\mathbf{u}_3) + \dots + b_tT(\mathbf{u}_t) && \text{Definition SS [291]} \\ &= T(b_1\mathbf{u}_1 + b_2\mathbf{u}_2 + b_3\mathbf{u}_3 + \dots + b_t\mathbf{u}_t) && \text{Theorem LTLC [446]} \end{aligned}$$

This demonstrates that  $\mathbf{v}$  is an output of the linear transformation  $T$ , so  $\mathbf{v} \in \mathcal{R}(T)$ . Therefore  $\langle R \rangle \subseteq \mathcal{R}(T)$ , so we have the set equality  $\mathcal{R}(T) = \langle R \rangle$  (Definition SE [660]). In other words,  $R$  spans  $\mathcal{R}(T)$  (Definition TSVS [305]). ■

Theorem SSRLT [483] provides an easy way to begin the construction of a basis for the range of a linear transformation, since the construction of a spanning set requires simply evaluating the linear transformation on a spanning set of the domain. In practice the best choice for a spanning set of the domain would be as small as possible, in other words, a basis. The resulting spanning set for the codomain may not be linearly independent, so to find a basis for the range might require tossing out redundant vectors from the spanning set. Here's an example.

**Example BRLT**

**A basis for the range of a linear transformation**

Define the linear transformation  $T: M_{22} \mapsto P_2$  by

$$T\left(\begin{bmatrix} a & b \\ c & d \end{bmatrix}\right) = (a + 2b + 8c + d) + (-3a + 2b + 5d)x + (a + b + 5c)x^2$$

A convenient spanning set for  $M_{22}$  is the basis

$$S = \left\{ \begin{bmatrix} 1 & 0 \\ 0 & 0 \end{bmatrix}, \begin{bmatrix} 0 & 1 \\ 0 & 0 \end{bmatrix}, \begin{bmatrix} 0 & 0 \\ 1 & 0 \end{bmatrix}, \begin{bmatrix} 0 & 0 \\ 0 & 1 \end{bmatrix} \right\}$$

So by Theorem SSRLT [483], a spanning set for  $\mathcal{R}(T)$  is

$$\begin{aligned} R &= \left\{ T \left( \begin{bmatrix} 1 & 0 \\ 0 & 0 \end{bmatrix} \right), T \left( \begin{bmatrix} 0 & 1 \\ 0 & 0 \end{bmatrix} \right), T \left( \begin{bmatrix} 0 & 0 \\ 1 & 0 \end{bmatrix} \right), T \left( \begin{bmatrix} 0 & 0 \\ 0 & 1 \end{bmatrix} \right) \right\} \\ &= \{1 - 3x + x^2, 2 + 2x + x^2, 8 + 5x^2, 1 + 5x\} \end{aligned}$$

The set  $R$  is not linearly independent, so if we desire a basis for  $\mathcal{R}(T)$ , we need to eliminate some redundant vectors. Two particular relations of linear dependence on  $R$  are

$$\begin{aligned} (-2)(1 - 3x + x^2) + (-3)(2 + 2x + x^2) + (8 + 5x^2) &= 0 + 0x + 0x^2 = \mathbf{0} \\ (1 - 3x + x^2) + (-1)(2 + 2x + x^2) + (1 + 5x) &= 0 + 0x + 0x^2 = \mathbf{0} \end{aligned}$$

These, individually, allow us to remove  $8 + 5x^2$  and  $1 + 5x$  from  $R$  with out destroying the property that  $R$  spans  $\mathcal{R}(T)$ . The two remaining vectors are linearly independent (check this!), so we can write

$$\mathcal{R}(T) = \langle \{1 - 3x + x^2, 2 + 2x + x^2\} \rangle$$

and see that  $\dim(\mathcal{R}(T)) = 2$ . □

Elements of the range are precisely those elements of the codomain with non-empty preimages.

### Theorem RPI

#### Range and Pre-Image

Suppose that  $T: U \mapsto V$  is a linear transformation. Then

$$\mathbf{v} \in \mathcal{R}(T) \text{ if and only if } T^{-1}(\mathbf{v}) \neq \emptyset$$

□

**Proof** ( $\Rightarrow$ ) If  $\mathbf{v} \in \mathcal{R}(T)$ , then there is a vector  $\mathbf{u} \in U$  such that  $T(\mathbf{u}) = \mathbf{v}$ . This qualifies  $\mathbf{u}$  for membership in  $T^{-1}(\mathbf{v})$ , and thus the preimage of  $\mathbf{v}$  is not empty.

( $\Leftarrow$ ) Suppose the preimage of  $\mathbf{v}$  is not empty, so we can choose a vector  $\mathbf{u} \in U$  such that  $T(\mathbf{u}) = \mathbf{v}$ . Then  $\mathbf{v} \in \mathcal{R}(T)$ . ■

### Theorem SLTB

#### Surjective Linear Transformations and Bases

Suppose that  $T: U \mapsto V$  is a linear transformation and  $B = \{\mathbf{u}_1, \mathbf{u}_2, \mathbf{u}_3, \dots, \mathbf{u}_m\}$  is a basis of  $U$ . Then  $T$  is surjective if and only if  $C = \{T(\mathbf{u}_1), T(\mathbf{u}_2), T(\mathbf{u}_3), \dots, T(\mathbf{u}_m)\}$  is a spanning set for  $V$ . □

**Proof** ( $\Rightarrow$ ) Assume  $T$  is surjective. Since  $B$  is a basis, we know  $B$  is a spanning set of  $U$  (Definition B [317]). Then Theorem SSRLT [483] says that  $C$  spans  $\mathcal{R}(T)$ . But the hypothesis that  $T$  is surjective means  $V = \mathcal{R}(T)$  (Theorem RSLT [481]), so  $C$  spans  $V$ .

( $\Leftarrow$ ) Assume that  $C$  spans  $V$ . To establish that  $T$  is surjective, we will show that every element of  $V$  is an output of  $T$  for some input (Definition SLT [475]). Suppose that  $\mathbf{v} \in V$ . As an element of  $V$ , we can write  $\mathbf{v}$  as a linear combination of the spanning set  $C$ . So there are scalars,  $b_1, b_2, b_3, \dots, b_m$ , such that

$$\mathbf{v} = b_1T(\mathbf{u}_1) + b_2T(\mathbf{u}_2) + b_3T(\mathbf{u}_3) + \dots + b_mT(\mathbf{u}_m)$$

Now define the vector  $\mathbf{u} \in U$  by

$$\mathbf{u} = b_1\mathbf{u}_1 + b_2\mathbf{u}_2 + b_3\mathbf{u}_3 + \dots + b_m\mathbf{u}_m$$

Then

$$\begin{aligned} T(\mathbf{u}) &= T(b_1\mathbf{u}_1 + b_2\mathbf{u}_2 + b_3\mathbf{u}_3 + \dots + b_m\mathbf{u}_m) \\ &= b_1T(\mathbf{u}_1) + b_2T(\mathbf{u}_2) + b_3T(\mathbf{u}_3) + \dots + b_mT(\mathbf{u}_m) && \text{Theorem LTLC [446]} \\ &= \mathbf{v} \end{aligned}$$

So, given any choice of a vector  $\mathbf{v} \in V$ , we can design an input  $\mathbf{u} \in U$  to produce  $\mathbf{v}$  as an output of  $T$ . Thus, by Definition SLT [475],  $T$  is surjective. ■

## Subsection SLTD

### Surjective Linear Transformations and Dimension

#### Theorem SLTD

##### Surjective Linear Transformations and Dimension

Suppose that  $T: U \mapsto V$  is a surjective linear transformation. Then  $\dim(U) \geq \dim(V)$ .  $\square$

**Proof** Suppose to the contrary that  $m = \dim(U) < \dim(V) = t$ . Let  $B$  be a basis of  $U$ , which will then contain  $m$  vectors. Apply  $T$  to each element of  $B$  to form a set  $C$  that is a subset of  $V$ . By Theorem SLTB [484],  $C$  is spanning set of  $V$  with  $m$  or fewer vectors. So we have a set of  $m$  or fewer vectors that span  $V$ , a vector space of dimension  $t$ , with  $m < t$ . However, this contradicts Theorem G [345], so our assumption is false and  $\dim(U) \geq \dim(V)$ .  $\blacksquare$

#### Example NSDAT

##### Not surjective by dimension, Archetype T

The linear transformation in Archetype T [744] is

$$T: P_4 \mapsto P_5, \quad T(p(x)) = (x - 2)p(x)$$

Since  $\dim(P_4) = 5 < 6 = \dim(P_5)$ ,  $T$  cannot be surjective for then it would violate Theorem SLTD [485].  $\boxtimes$

Notice that the previous example made no use of the actual formula defining the function. Merely a comparison of the dimensions of the domain and codomain are enough to conclude that the linear transformation is not surjective. Archetype O [731] and Archetype P [734] are two more examples of linear transformations that have “small” domains and “big” codomains, resulting in an inability to create all possible outputs and thus they are non-surjective linear transformations.

## Subsection CSLT

### Composition of Surjective Linear Transformations

In Subsection LT.NLTFO [451] we saw how to combine linear transformations to build new linear transformations, specifically, how to build the composition of two linear transformations (Definition LTC [453]). It will be useful later to know that the composition of surjective linear transformations is again surjective, so we prove that here.

#### Theorem CSLTS

##### Composition of Surjective Linear Transformations is Surjective

Suppose that  $T: U \mapsto V$  and  $S: V \mapsto W$  are surjective linear transformations. Then  $(S \circ T): U \mapsto W$  is a surjective linear transformation.  $\square$

**Proof** That the composition is a linear transformation was established in Theorem CLTLT [454], so we need only establish that the composition is surjective. Applying Definition SLT [475], choose  $\mathbf{w} \in W$ .

Because  $S$  is surjective, there must be a vector  $\mathbf{v} \in V$ , such that  $S(\mathbf{v}) = \mathbf{w}$ . With the existence of  $\mathbf{v}$  established, that  $T$  is surjective guarantees a vector  $\mathbf{u} \in U$  such that  $T(\mathbf{u}) = \mathbf{v}$ . Now,

$$\begin{aligned} (S \circ T)(\mathbf{u}) &= S(T(\mathbf{u})) && \text{Definition LTC [453]} \\ &= S(\mathbf{v}) && \text{Definition of } \mathbf{u} \\ &= \mathbf{w} && \text{Definition of } \mathbf{v} \end{aligned}$$

This establishes that any element of the codomain ( $\mathbf{w}$ ) can be created by evaluating  $S \circ T$  with the right input ( $\mathbf{u}$ ). Thus, by Definition SLT [475],  $S \circ T$  is surjective.  $\blacksquare$



**Subsection READ**  
**Reading Questions**

---

1. Suppose  $T: \mathbb{C}^5 \mapsto \mathbb{C}^8$  is a linear transformation. Why can't  $T$  be surjective?
2. What is the relationship between a surjective linear transformation and its range?
3. Compare and contrast injective and surjective linear transformations.

## Subsection EXC

### Exercises

**C10** Each archetype below is a linear transformation. Compute the range for each.

Archetype M [727]

Archetype N [729]

Archetype O [731]

Archetype P [734]

Archetype Q [736]

Archetype R [739]

Archetype S [742]

Archetype T [744]

Archetype U [746]

Archetype V [748]

Archetype W [750]

Archetype X [752]

Contributed by Robert Beezer

**C20** Example SAR [476] concludes with an expression for a vector  $\mathbf{u} \in \mathbb{C}^5$  that we believe will create the vector  $\mathbf{v} \in \mathbb{C}^5$  when used to evaluate  $T$ . That is,  $T(\mathbf{u}) = \mathbf{v}$ . Verify this assertion by actually evaluating  $T$  with  $\mathbf{u}$ . If you don't have the patience to push around all these symbols, try choosing a numerical instance of  $\mathbf{v}$ , compute  $\mathbf{u}$ , and then compute  $T(\mathbf{u})$ , which should result in  $\mathbf{v}$ .

Contributed by Robert Beezer

**C22** The linear transformation  $S: \mathbb{C}^4 \mapsto \mathbb{C}^3$  is not surjective. Find an output  $\mathbf{w} \in \mathbb{C}^3$  that has an empty pre-image (that is  $S^{-1}(\mathbf{w}) = \emptyset$ .)

$$S \left( \begin{bmatrix} x_1 \\ x_2 \\ x_3 \\ x_4 \end{bmatrix} \right) = \begin{bmatrix} 2x_1 + x_2 + 3x_3 - 4x_4 \\ x_1 + 3x_2 + 4x_3 + 3x_4 \\ -x_1 + 2x_2 + x_3 + 7x_4 \end{bmatrix}$$

Contributed by Robert Beezer Solution [489]

**C25** Define the linear transformation

$$T: \mathbb{C}^3 \mapsto \mathbb{C}^2, \quad T \left( \begin{bmatrix} x_1 \\ x_2 \\ x_3 \end{bmatrix} \right) = \begin{bmatrix} 2x_1 - x_2 + 5x_3 \\ -4x_1 + 2x_2 - 10x_3 \end{bmatrix}$$

Find a basis for the range of  $T$ ,  $\mathcal{R}(T)$ . Is  $T$  surjective?

Contributed by Robert Beezer Solution [489]

**C40** Show that the linear transformation  $T$  is not surjective by finding an element of the codomain,  $\mathbf{v}$ , such that there is no vector  $\mathbf{u}$  with  $T(\mathbf{u}) = \mathbf{v}$ . (15 points)

$$T: \mathbb{C}^3 \mapsto \mathbb{C}^3, \quad T \left( \begin{bmatrix} a \\ b \\ c \end{bmatrix} \right) = \begin{bmatrix} 2a + 3b - c \\ 2b - 2c \\ a - b + 2c \end{bmatrix}$$

Contributed by Robert Beezer Solution [490]

**T15** Suppose that that  $T: U \mapsto V$  and  $S: V \mapsto W$  are linear transformations. Prove the following relationship between ranges. (15 points)

$$\mathcal{R}(S \circ T) \subseteq \mathcal{R}(S)$$

Contributed by Robert Beezer Solution [490]

**T20** Suppose that  $A$  is an  $m \times n$  matrix. Define the linear transformation  $T$  by

$$T: \mathbb{C}^n \mapsto \mathbb{C}^m, \quad T(\mathbf{x}) = A\mathbf{x}$$

Prove that the range of  $T$  equals the column space of  $A$ ,  $\mathcal{R}(T) = \mathcal{C}(A)$ .

Contributed by Andy Zimmer Solution [490]

## Subsection SOL Solutions

**C22** Contributed by Robert Beezer Statement [487]

To find an element of  $\mathbb{C}^3$  with an empty pre-image, we will compute the range of the linear transformation  $\mathcal{R}(S)$  and then find an element outside of this set.

By Theorem SSRLT [483] we can evaluate  $S$  with the elements of a spanning set of the domain and create a spanning set for the range.

$$S \left( \begin{bmatrix} 1 \\ 0 \\ 0 \\ 0 \end{bmatrix} \right) = \begin{bmatrix} 2 \\ 1 \\ -1 \end{bmatrix} \quad S \left( \begin{bmatrix} 0 \\ 1 \\ 0 \\ 0 \end{bmatrix} \right) = \begin{bmatrix} 1 \\ 3 \\ 2 \end{bmatrix} \quad S \left( \begin{bmatrix} 0 \\ 0 \\ 1 \\ 0 \end{bmatrix} \right) = \begin{bmatrix} 3 \\ 4 \\ 1 \end{bmatrix} \quad S \left( \begin{bmatrix} 0 \\ 0 \\ 0 \\ 1 \end{bmatrix} \right) = \begin{bmatrix} -4 \\ 3 \\ 7 \end{bmatrix}$$

So

$$\mathcal{R}(S) = \left\langle \left\{ \begin{bmatrix} 2 \\ 1 \\ -1 \end{bmatrix}, \begin{bmatrix} 1 \\ 3 \\ 2 \end{bmatrix}, \begin{bmatrix} 3 \\ 4 \\ 1 \end{bmatrix}, \begin{bmatrix} -4 \\ 3 \\ 7 \end{bmatrix} \right\} \right\rangle$$

This spanning set is obviously linearly dependent, so we can reduce it to a basis for  $\mathcal{R}(S)$  using Theorem BRS [238], where the elements of the spanning set are placed as the rows of a matrix. The result is that

$$\mathcal{R}(S) = \left\langle \left\{ \begin{bmatrix} 1 \\ 0 \\ -1 \end{bmatrix}, \begin{bmatrix} 0 \\ 1 \\ 1 \end{bmatrix} \right\} \right\rangle$$

Therefore, the unique vector in  $\mathcal{R}(S)$  with a first slot equal to 6 and a second slot equal to 15 will be the linear combination

$$6 \begin{bmatrix} 1 \\ 0 \\ -1 \end{bmatrix} + 15 \begin{bmatrix} 0 \\ 1 \\ 1 \end{bmatrix} = \begin{bmatrix} 6 \\ 15 \\ 9 \end{bmatrix}$$

So, any vector with first two components equal to 6 and 15, but with a third component different from 9, such as

$$\mathbf{w} = \begin{bmatrix} 6 \\ 15 \\ -63 \end{bmatrix}$$

will not be an element of the range of  $S$  and will therefore have an empty pre-image. Another strategy on this problem is to *guess*. Almost any vector will lie outside the range of  $T$ , you have to be unlucky to randomly choose an element of the range. This is because the codomain has dimension 3, while the range is “much smaller” at a dimension of 2. You still need to check that your guess lies outside of the range, which generally will involve solving a system of equations that turns out to be inconsistent.

**C25** Contributed by Robert Beezer Statement [487]

To find the range of  $T$ , apply  $T$  to the elements of a spanning set for  $\mathbb{C}^3$  as suggested in Theorem SSRLT [483]. We will use the standard basis vectors (Theorem SUVB [317]).

$$\mathcal{R}(T) = \langle \{T(\mathbf{e}_1), T(\mathbf{e}_2), T(\mathbf{e}_3)\} \rangle = \left\langle \left\{ \begin{bmatrix} 2 \\ -4 \end{bmatrix}, \begin{bmatrix} -1 \\ 2 \end{bmatrix}, \begin{bmatrix} 5 \\ -10 \end{bmatrix} \right\} \right\rangle$$

Each of these vectors is a scalar multiple of the others, so we can toss two of them in reducing the spanning set to a linearly independent set (or be more careful and apply Theorem BCS [232] on a matrix with these three vectors as columns). The result is the basis of the range,

$$\left\{ \begin{bmatrix} 1 \\ -2 \end{bmatrix} \right\}$$

With  $r(T) \neq 2$ ,  $\mathcal{R}(T) \neq \mathbb{C}^2$ , so Theorem RSLT [481] says  $T$  is not surjective.

**C40** Contributed by Robert Beezer Statement [487]

We wish to find an output vector  $\mathbf{v}$  that has no associated input. This is the same as requiring that there is no solution to the equality

$$\mathbf{v} = T \left( \begin{bmatrix} a \\ b \\ c \end{bmatrix} \right) = \begin{bmatrix} 2a + 3b - c \\ 2b - 2c \\ a - b + 2c \end{bmatrix} = a \begin{bmatrix} 2 \\ 0 \\ 1 \end{bmatrix} + b \begin{bmatrix} 3 \\ 2 \\ -1 \end{bmatrix} + c \begin{bmatrix} -1 \\ -2 \\ 2 \end{bmatrix}$$

In other words, we would like to find an element of  $\mathbb{C}^3$  not in the set

$$Y = \left\langle \left\{ \begin{bmatrix} 2 \\ 0 \\ 1 \end{bmatrix}, \begin{bmatrix} 3 \\ 2 \\ -1 \end{bmatrix}, \begin{bmatrix} -1 \\ -2 \\ 2 \end{bmatrix} \right\} \right\rangle$$

If we make these vectors the rows of a matrix, and row-reduce, Theorem BRS [238] provides an alternate description of  $Y$ ,

$$Y = \left\langle \left\{ \begin{bmatrix} 2 \\ 0 \\ 1 \end{bmatrix}, \begin{bmatrix} 0 \\ 4 \\ -5 \end{bmatrix} \right\} \right\rangle$$

If we add these vectors together, and then change the third component of the result, we will create

a vector that lies outside of  $Y$ , say  $\mathbf{v} = \begin{bmatrix} 2 \\ 4 \\ 9 \end{bmatrix}$ .

**T15** Contributed by Robert Beezer Statement [487]

This question asks us to establish that one set ( $\mathcal{R}(S \circ T)$ ) is a subset of another ( $\mathcal{R}(S)$ ). Choose an element in the “smaller” set, say  $\mathbf{w} \in \mathcal{R}(S \circ T)$ . Then we know that there is a vector  $\mathbf{u} \in U$  such that

$$\mathbf{w} = (S \circ T)(\mathbf{u}) = S(T(\mathbf{u}))$$

Now define  $\mathbf{v} = T(\mathbf{u})$ , so that then

$$S(\mathbf{v}) = S(T(\mathbf{u})) = \mathbf{w}$$

This statement is sufficient to show that  $\mathbf{w} \in \mathcal{R}(S)$ , so  $\mathbf{w}$  is an element of the “larger” set, and  $\mathcal{R}(S \circ T) \subseteq \mathcal{R}(S)$ .

**T20** Contributed by Andy Zimmer Statement [488]

This is an equality of sets, so we want to establish two subset conditions (Definition SE [660]).

First, show  $\mathcal{C}(A) \subseteq \mathcal{R}(T)$ . Choose  $\mathbf{y} \in \mathcal{C}(A)$ . Then by Definition CSM [229] and Definition MVP [190] there is a vector  $\mathbf{x} \in \mathbb{C}^n$  such that  $A\mathbf{x} = \mathbf{y}$ . Then

$$\begin{aligned} T(\mathbf{x}) &= A\mathbf{x} && \text{Definition of } T \\ &= \mathbf{y} \end{aligned}$$

This statement qualifies  $\mathbf{y}$  as a member of  $\mathcal{R}(T)$  (Definition RLT [479]), so  $\mathcal{C}(A) \subseteq \mathcal{R}(T)$ .

Now, show  $\mathcal{R}(T) \subseteq \mathcal{C}(A)$ . Choose  $\mathbf{y} \in \mathcal{R}(T)$ . Then by Definition RLT [479], there is a vector  $\mathbf{x}$  in  $\mathbb{C}^n$  such that  $T(\mathbf{x}) = \mathbf{y}$ . Then

$$\begin{aligned} A\mathbf{x} &= T(\mathbf{x}) && \text{Definition of } T \\ &= \mathbf{y} \end{aligned}$$

So by Definition CSM [229] and Definition MVP [190],  $\mathbf{y}$  qualifies for membership in  $\mathcal{C}(A)$  and so  $\mathcal{R}(T) \subseteq \mathcal{C}(A)$ .

## Section IVLT

### Invertible Linear Transformations

In this section we will conclude our introduction to linear transformations by bringing together the twin properties of injectivity and surjectivity and consider linear transformations with both of these properties.

#### Subsection IVLT

#### Invertible Linear Transformations

One preliminary definition, and then we will have our main definition for this section.

##### Definition IDLT

##### Identity Linear Transformation

The **identity linear transformation** on the vector space  $W$  is defined as

$$I_W: W \mapsto W, \quad I_W(\mathbf{w}) = \mathbf{w}$$

△

Informally,  $I_W$  is the “do-nothing” function. You should check that  $I_W$  is really a linear transformation, as claimed, and then compute its kernel and range to see that it is both injective and surjective. All of these facts should be straightforward to verify (Exercise IVLT.T05 [506]). With this in hand we can make our main definition.

##### Definition IVLT

##### Invertible Linear Transformations

Suppose that  $T: U \mapsto V$  is a linear transformation. If there is a function  $S: V \mapsto U$  such that

$$S \circ T = I_U \qquad T \circ S = I_V$$

then  $T$  is **invertible**. In this case, we call  $S$  the **inverse** of  $T$  and write  $S = T^{-1}$ .

△

Informally, a linear transformation  $T$  is invertible if there is a companion linear transformation,  $S$ , which “undoes” the action of  $T$ . When the two linear transformations are applied consecutively (composition), in either order, the result is to have no real effect. It is entirely analogous to squaring a positive number and then taking its (positive) square root.

Here is an example of a linear transformation that is invertible. As usual at the beginning of a section, do not be concerned with where  $S$  came from, just understand how it illustrates Definition IVLT [491].

##### Example AIVLT

##### An invertible linear transformation

Archetype V [748] is the linear transformation

$$T: P_3 \mapsto M_{22}, \quad T(a + bx + cx^2 + dx^3) = \begin{bmatrix} a + b & a - 2c \\ d & b - d \end{bmatrix}$$

Define the function  $S: M_{22} \mapsto P_3$  defined by

$$S\left(\begin{bmatrix} a & b \\ c & d \end{bmatrix}\right) = (a - c - d) + (c + d)x + \frac{1}{2}(a - b - c - d)x^2 + cx^3$$

Then

$$(T \circ S)\left(\begin{bmatrix} a & b \\ c & d \end{bmatrix}\right) = T\left(S\left(\begin{bmatrix} a & b \\ c & d \end{bmatrix}\right)\right)$$

$$\begin{aligned}
 &= T \left( (a - c - d) + (c + d)x + \frac{1}{2}(a - b - c - d)x^2 + cx^3 \right) \\
 &= \begin{bmatrix} (a - c - d) + (c + d) & (a - c - d) - 2(\frac{1}{2}(a - b - c - d)) \\ c & (c + d) - c \end{bmatrix} \\
 &= \begin{bmatrix} a & b \\ c & d \end{bmatrix} \\
 &= I_{M_{22}} \left( \begin{bmatrix} a & b \\ c & d \end{bmatrix} \right)
 \end{aligned}$$

And

$$\begin{aligned}
 (S \circ T)(a + bx + cx^2 + dx^3) &= S(T(a + bx + cx^2 + dx^3)) \\
 &= S \left( \begin{bmatrix} a + b & a - 2c \\ d & b - d \end{bmatrix} \right) \\
 &= ((a + b) - d - (b - d)) + (d + (b - d))x \\
 &\quad + \left( \frac{1}{2}((a + b) - (a - 2c) - d - (b - d)) \right) x^2 + (d)x^3 \\
 &= a + bx + cx^2 + dx^3 \\
 &= I_{P_3}(a + bx + cx^2 + dx^3)
 \end{aligned}$$

For now, understand why these computations show that  $T$  is invertible, and that  $S = T^{-1}$ . Maybe even be amazed by how  $S$  works so perfectly in concert with  $T$ ! We will see later just how to arrive at the correct form of  $S$  (when it is possible).  $\square$

It can be as instructive to study a linear transformation that is not invertible.

### Example ANILT

#### A non-invertible linear transformation

Consider the linear transformation  $T: \mathbb{C}^3 \mapsto M_{22}$  defined by

$$T \left( \begin{bmatrix} a \\ b \\ c \end{bmatrix} \right) = \begin{bmatrix} a - b & 2a + 2b + c \\ 3a + b + c & -2a - 6b - 2c \end{bmatrix}$$

Suppose we were to search for an inverse function  $S: M_{22} \mapsto \mathbb{C}^3$ .

First verify that the  $2 \times 2$  matrix  $A = \begin{bmatrix} 5 & 3 \\ 8 & 2 \end{bmatrix}$  is not in the range of  $T$ . This will amount to finding an input to  $T$ ,  $\begin{bmatrix} a \\ b \\ c \end{bmatrix}$ , such that

$$\begin{aligned}
 a - b &= 5 \\
 2a + 2b + c &= 3 \\
 3a + b + c &= 8 \\
 -2a - 6b - 2c &= 2
 \end{aligned}$$

As this system of equations is inconsistent, there is no input column vector, and  $A \notin \mathcal{R}(T)$ . How should we define  $S(A)$ ? Note that

$$T(S(A)) = (T \circ S)(A) = I_{M_{22}}(A) = A$$

So any definition we would provide for  $S(A)$  must then be a column vector that  $T$  sends to  $A$  and we would have  $A \in \mathcal{R}(T)$ , contrary to the definition of  $T$ . This is enough to see that there is no function  $S$  that will allow us to conclude that  $T$  is invertible, since we cannot provide a consistent definition for  $S(A)$  if we assume  $T$  is invertible.

Even though we now know that  $T$  is not invertible, let's not leave this example just yet. Check that

$$T \left( \begin{bmatrix} 1 \\ -2 \\ 4 \end{bmatrix} \right) = \begin{bmatrix} 3 & 2 \\ 5 & 2 \end{bmatrix} = B \qquad T \left( \begin{bmatrix} 0 \\ -3 \\ 8 \end{bmatrix} \right) = \begin{bmatrix} 3 & 2 \\ 5 & 2 \end{bmatrix} = B$$

How would we define  $S(B)$ ?

$$S(B) = S \left( T \left( \begin{bmatrix} 1 \\ -2 \\ 4 \end{bmatrix} \right) \right) = (S \circ T) \left( \begin{bmatrix} 1 \\ -2 \\ 4 \end{bmatrix} \right) = I_{\mathbb{C}^3} \left( \begin{bmatrix} 1 \\ -2 \\ 4 \end{bmatrix} \right) = \begin{bmatrix} 1 \\ -2 \\ 4 \end{bmatrix}$$

or

$$S(B) = S \left( T \left( \begin{bmatrix} 0 \\ -3 \\ 8 \end{bmatrix} \right) \right) = (S \circ T) \left( \begin{bmatrix} 0 \\ -3 \\ 8 \end{bmatrix} \right) = I_{\mathbb{C}^3} \left( \begin{bmatrix} 0 \\ -3 \\ 8 \end{bmatrix} \right) = \begin{bmatrix} 0 \\ -3 \\ 8 \end{bmatrix}$$

Which definition should we provide for  $S(B)$ ? Both are necessary. But then  $S$  is not a function. So we have a second reason to know that there is no function  $S$  that will allow us to conclude that  $T$  is invertible. It happens that there are infinitely many column vectors that  $S$  would have to take to  $B$ . Construct the kernel of  $T$ ,

$$\mathcal{K}(T) = \left\langle \left\{ \begin{bmatrix} -1 \\ -1 \\ 4 \end{bmatrix} \right\} \right\rangle$$

Now choose either of the two inputs used above for  $T$  and add to it a scalar multiple of the basis vector for the kernel of  $T$ . For example,

$$\mathbf{x} = \begin{bmatrix} 1 \\ -2 \\ 4 \end{bmatrix} + (-2) \begin{bmatrix} -1 \\ -1 \\ 4 \end{bmatrix} = \begin{bmatrix} 3 \\ 0 \\ -4 \end{bmatrix}$$

then verify that  $T(\mathbf{x}) = B$ . Practice creating a few more inputs for  $T$  that would be sent to  $B$ , and see why it is hopeless to think that we could ever provide a reasonable definition for  $S(B)$ ! There is a “whole subspace’s worth” of values that  $S(B)$  would have to take on.  $\square$

In Example ANILT [492] you may have noticed that  $T$  is not surjective, since the matrix  $A$  was not in the range of  $T$ . And  $T$  is not injective since there are two different input column vectors that  $T$  sends to the matrix  $B$ . Linear transformations  $T$  that are not surjective lead to putative inverse functions  $S$  that are undefined on inputs outside of the range of  $T$ . Linear transformations  $T$  that are not injective lead to putative inverse functions  $S$  that are multiply-defined on each of their inputs. We will formalize these ideas in Theorem ILTIS [494].

But first notice in Definition IVLT [491] that we only require the inverse (when it exists) to be a function. When it does exist, it too is a linear transformation.

**Theorem ILTLT**

**Inverse of a Linear Transformation is a Linear Transformation**

Suppose that  $T: U \mapsto V$  is an invertible linear transformation. Then the function  $T^{-1}: V \mapsto U$  is a linear transformation.  $\square$

**Proof** We work through verifying Definition LT [437] for  $T^{-1}$ , using the fact that  $T$  is a linear transformation to obtain the second equality in each half of the proof. To this end, suppose  $\mathbf{x}, \mathbf{y} \in V$  and  $\alpha \in \mathbb{C}$ .

$$\begin{aligned} T^{-1}(\mathbf{x} + \mathbf{y}) &= T^{-1}(T(T^{-1}(\mathbf{x})) + T(T^{-1}(\mathbf{y}))) && \text{Definition IVLT [491]} \\ &= T^{-1}(T(T^{-1}(\mathbf{x}) + T^{-1}(\mathbf{y}))) && \text{Definition LT [437]} \\ &= T^{-1}(\mathbf{x}) + T^{-1}(\mathbf{y}) && \text{Definition IVLT [491]} \end{aligned}$$



Now check the second defining property of a linear transformation for  $T^{-1}$ ,

$$\begin{aligned}
 T^{-1}(\alpha \mathbf{x}) &= T^{-1}(\alpha T(T^{-1}(\mathbf{x}))) && \text{Definition IVLT [491]} \\
 &= T^{-1}(T(\alpha T^{-1}(\mathbf{x}))) && \text{Definition LT [437]} \\
 &= \alpha T^{-1}(\mathbf{x}) && \text{Definition IVLT [491]}
 \end{aligned}$$

■

So  $T^{-1}$  fulfills the requirements of Definition LT [437] and is therefore a linear transformation. So when  $T$  has an inverse,  $T^{-1}$  is also a linear transformation. Additionally,  $T^{-1}$  is invertible and *its* inverse is what you might expect.

### Theorem III T

#### Inverse of an Invertible Linear Transformation

Suppose that  $T: U \mapsto V$  is an invertible linear transformation. Then  $T^{-1}$  is an invertible linear transformation and  $(T^{-1})^{-1} = T$ .  $\square$

**Proof** Because  $T$  is invertible, Definition IVLT [491] tells us there is a function  $T^{-1}: V \mapsto U$  such that

$$T^{-1} \circ T = I_U \qquad T \circ T^{-1} = I_V$$

Additionally, Theorem ILTTL [493] tells us that  $T^{-1}$  is more than just a function, it is a linear transformation. Now view these two statements as properties of the linear transformation  $T^{-1}$ . In light of Definition IVLT [491], they together say that  $T^{-1}$  is invertible (let  $T$  play the role of  $S$  in the statement of the definition). Furthermore, the inverse of  $T^{-1}$  is then  $T$ , i.e.  $(T^{-1})^{-1} = T$ . ■

## Subsection IV Invertibility

---

We now know what an inverse linear transformation is, but just which linear transformations have inverses? Here is a theorem we have been preparing for all chapter long.

### Theorem III TIS

#### Invertible Linear Transformations are Injective and Surjective

Suppose  $T: U \mapsto V$  is a linear transformation. Then  $T$  is invertible if and only if  $T$  is injective and surjective.  $\square$

**Proof** ( $\Rightarrow$ ) Since  $T$  is presumed invertible, we can employ its inverse,  $T^{-1}$  (Definition IVLT [491]). To see that  $T$  is injective, suppose  $\mathbf{x}, \mathbf{y} \in U$  and assume that  $T(\mathbf{x}) = T(\mathbf{y})$ ,

$$\begin{aligned}
 \mathbf{x} &= I_U(\mathbf{x}) && \text{Definition IDLT [491]} \\
 &= (T^{-1} \circ T)(\mathbf{x}) && \text{Definition IVLT [491]} \\
 &= T^{-1}(T(\mathbf{x})) && \text{Definition LTC [453]} \\
 &= T^{-1}(T(\mathbf{y})) && \text{Definition ILT [460]} \\
 &= (T^{-1} \circ T)(\mathbf{y}) && \text{Definition LTC [453]} \\
 &= I_U(\mathbf{y}) && \text{Definition IVLT [491]} \\
 &= \mathbf{y} && \text{Definition IDLT [491]}
 \end{aligned}$$

So by Definition ILT [460]  $T$  is injective. To check that  $T$  is surjective, suppose  $\mathbf{v} \in V$ . Then  $T^{-1}(\mathbf{v})$  is a vector in  $U$ . Compute

$$\begin{aligned}
 T(T^{-1}(\mathbf{v})) &= (T \circ T^{-1})(\mathbf{v}) && \text{Definition LTC [453]} \\
 &= I_V(\mathbf{v}) && \text{Definition IVLT [491]}
 \end{aligned}$$

$= \mathbf{v}$ 

Definition IDLT [491]

So there is an element from  $U$ , when used as an input to  $T$  (namely  $T^{-1}(\mathbf{v})$ ) that produces the desired output,  $\mathbf{v}$ , and hence  $T$  is surjective by Definition SLT [475].

( $\Leftarrow$ ) Now assume that  $T$  is both injective and surjective. We will build a function  $S: V \mapsto U$  that will establish that  $T$  is invertible. To this end, choose any  $\mathbf{v} \in V$ . Since  $T$  is surjective, Theorem RSLT [481] says  $\mathcal{R}(T) = V$ , so we have  $\mathbf{v} \in \mathcal{R}(T)$ . Theorem RPI [484] says that the pre-image of  $\mathbf{v}$ ,  $T^{-1}(\mathbf{v})$ , is nonempty. So we can choose a vector from the pre-image of  $\mathbf{v}$ , say  $\mathbf{u}$ . In other words, there exists  $\mathbf{u} \in T^{-1}(\mathbf{v})$ .

Since  $T^{-1}(\mathbf{v})$  is non-empty, Theorem KPI [466] then says that

$$T^{-1}(\mathbf{v}) = \{\mathbf{u} + \mathbf{z} \mid \mathbf{z} \in \mathcal{K}(T)\}$$

However, because  $T$  is injective, by Theorem KILT [466] the kernel is trivial,  $\mathcal{K}(T) = \{\mathbf{0}\}$ . So the pre-image is a set with just one element,  $T^{-1}(\mathbf{v}) = \{\mathbf{u}\}$ . Now we can define  $S$  by  $S(\mathbf{v}) = \mathbf{u}$ . This is the key to this half of this proof. Normally the preimage of a vector from the codomain might be an empty set, or an infinite set. But surjectivity requires that the preimage not be empty, and then injectivity limits the preimage to a singleton. Since our choice of  $\mathbf{v}$  was arbitrary, we know that every pre-image for  $T$  is a set with a single element. This allows us to construct  $S$  as a *function*. Now that it is defined, verifying that it is the inverse of  $T$  will be easy. Here we go.

Choose  $\mathbf{u} \in U$ . Define  $\mathbf{v} = T(\mathbf{u})$ . Then  $T^{-1}(\mathbf{v}) = \{\mathbf{u}\}$ , so that  $S(\mathbf{v}) = \mathbf{u}$  and,

$$(S \circ T)(\mathbf{u}) = S(T(\mathbf{u})) = S(\mathbf{v}) = \mathbf{u} = I_U(\mathbf{u})$$

and since our choice of  $\mathbf{u}$  was arbitrary we have function equality,  $S \circ T = I_U$ .

Now choose  $\mathbf{v} \in V$ . Define  $\mathbf{u}$  to be the single vector in the set  $T^{-1}(\mathbf{v})$ , in other words,  $\mathbf{u} = S(\mathbf{v})$ . Then  $T(\mathbf{u}) = \mathbf{v}$ , so

$$(T \circ S)(\mathbf{v}) = T(S(\mathbf{v})) = T(\mathbf{u}) = \mathbf{v} = I_V(\mathbf{v})$$

and since our choice of  $\mathbf{v}$  was arbitrary we have function equality,  $T \circ S = I_V$ . ■

When a linear transformation is both injective and surjective, the pre-image of any element of the codomain is a set of size one (a “singleton”). This fact allowed us to *construct* the inverse linear transformation in one half of the proof of Theorem ILTIS [494] (see Technique C [666]). We can follow this approach to construct the inverse of a specific linear transformation, as the next example shows.

### Example CIVLT

#### Computing the Inverse of a Linear Transformations

Consider the linear transformation  $T: S_{22} \mapsto P_2$  defined by

$$T\left(\begin{bmatrix} a & b \\ b & c \end{bmatrix}\right) = (a + b + c) + (-a + 2c)x + (2a + 3b + 6c)x^2$$

$T$  is invertible, which you are able to verify, perhaps by determining that the kernel of  $T$  is empty and the range of  $T$  is all of  $P_2$ . This will be easier once we have Theorem RPNDD [500], which appears later in this section.

By Theorem ILTIS [494] we know  $T^{-1}$  exists, and it will be critical shortly to realize that  $T^{-1}$  is automatically known to be a linear transformation as well (Theorem ILTLLT [493]). To determine the complete behavior of  $T^{-1}: P_2 \mapsto S_{22}$  we can simply determine its action on a basis for the domain,  $P_2$ . This is the substance of Theorem LTDB [446], and an excellent example of its application. Choose any basis of  $P_2$ , the simpler the better, such as  $B = \{1, x, x^2\}$ . Values of  $T^{-1}$  for these three basis elements will be the single elements of their preimages. In turn, we have

$T^{-1}(1) :$

$$T\left(\begin{bmatrix} a & b \\ b & c \end{bmatrix}\right) = 1 + 0x + 0x^2$$

$$\begin{bmatrix} 1 & 1 & 1 & 1 \\ -1 & 0 & 2 & 0 \\ 2 & 3 & 6 & 0 \end{bmatrix} \xrightarrow{\text{RREF}} \begin{bmatrix} 1 & 0 & 0 & -6 \\ 0 & 1 & 0 & 10 \\ 0 & 0 & 1 & -3 \end{bmatrix}$$

(preimage)  $T^{-1}(1) = \left\{ \begin{bmatrix} -6 & 10 \\ 10 & -3 \end{bmatrix} \right\}$

(function)  $T^{-1}(1) = \begin{bmatrix} -6 & 10 \\ 10 & -3 \end{bmatrix}$

$T^{-1}(x)$ :

$$T\left(\begin{bmatrix} a & b \\ b & c \end{bmatrix}\right) = 0 + 1x + 0x^2$$

$$\begin{bmatrix} 1 & 1 & 1 & 0 \\ -1 & 0 & 2 & 1 \\ 2 & 3 & 6 & 0 \end{bmatrix} \xrightarrow{\text{RREF}} \begin{bmatrix} 1 & 0 & 0 & -3 \\ 0 & 1 & 0 & 4 \\ 0 & 0 & 1 & -1 \end{bmatrix}$$

(preimage)  $T^{-1}(x) = \left\{ \begin{bmatrix} -3 & 4 \\ 4 & -1 \end{bmatrix} \right\}$

(function)  $T^{-1}(x) = \begin{bmatrix} -3 & 4 \\ 4 & -1 \end{bmatrix}$

$T^{-1}(x^2)$ :

$$T\left(\begin{bmatrix} a & b \\ b & c \end{bmatrix}\right) = 0 + 0x + 1x^2$$

$$\begin{bmatrix} 1 & 1 & 1 & 0 \\ -1 & 0 & 2 & 0 \\ 2 & 3 & 6 & 1 \end{bmatrix} \xrightarrow{\text{RREF}} \begin{bmatrix} 1 & 0 & 0 & 2 \\ 0 & 1 & 0 & -3 \\ 0 & 0 & 1 & 1 \end{bmatrix}$$

(preimage)  $T^{-1}(x^2) = \left\{ \begin{bmatrix} 2 & -3 \\ -3 & 1 \end{bmatrix} \right\}$

(function)  $T^{-1}(x^2) = \begin{bmatrix} 2 & -3 \\ -3 & 1 \end{bmatrix}$

Theorem LTDB [446] says, informally, “it is enough to know what a linear transformation does to a basis.” Formally, we have the outputs of  $T^{-1}$  for a basis, so by Theorem LTDB [446] there is a unique linear transformation with these outputs. So we put this information to work. The key step here is that we can convert any element of  $P_2$  into a linear combination of the elements of the basis  $B$  (Theorem VRRB [309]). We are after a “formula” for the value of  $T^{-1}$  on a generic element of  $P_2$ , say  $p + qx + rx^2$ .

$$\begin{aligned} T^{-1}(p + qx + rx^2) &= T^{-1}(p(1) + q(x) + r(x^2)) && \text{Theorem VRRB [309]} \\ &= pT^{-1}(1) + qT^{-1}(x) + rT^{-1}(x^2) && \text{Theorem LTLC [446]} \\ &= p \begin{bmatrix} -6 & 10 \\ 10 & -3 \end{bmatrix} + q \begin{bmatrix} -3 & 4 \\ 4 & -1 \end{bmatrix} + r \begin{bmatrix} 2 & -3 \\ -3 & 1 \end{bmatrix} \\ &= \begin{bmatrix} -6p - 3q + 2r & 10p + 4q - 3r \\ 10p + 4q - 3r & -3p - q + r \end{bmatrix} \end{aligned}$$

Notice how a linear combination in the domain of  $T^{-1}$  has been translated into a linear combination in the codomain of  $T^{-1}$  since we know  $T^{-1}$  is a linear transformation by Theorem ILTLT [493].

Also, notice how the augmented matrices used to determine the three pre-images could be combined into one calculation of a matrix in extended echelon form, reminiscent of a procedure we know for computing the inverse of a matrix (see Example CMI [210]). Hmmm.  $\square$

We will make frequent use of the characterization of invertible linear transformations provided by Theorem ILTIS [494]. The next theorem is a good example of this, and we will use it often, too.

### Theorem CIVLT

### Composition of Invertible Linear Transformations

Suppose that  $T: U \mapsto V$  and  $S: V \mapsto W$  are invertible linear transformations. Then the composition,  $(S \circ T): U \mapsto W$  is an invertible linear transformation.  $\square$

**Proof** Since  $S$  and  $T$  are both linear transformations,  $S \circ T$  is also a linear transformation by Theorem CLTLT [454]. Since  $S$  and  $T$  are both invertible, Theorem ILTIS [494] says that  $S$  and  $T$  are both injective and surjective. Then Theorem CILTI [469] says  $S \circ T$  is injective, and Theorem CSLTS [485] says  $S \circ T$  is surjective. Now apply the “other half” of Theorem ILTIS [494] and conclude that  $S \circ T$  is invertible.  $\blacksquare$

When a composition is invertible, the inverse is easy to construct.

### Theorem ICLT

#### Inverse of a Composition of Linear Transformations

Suppose that  $T: U \mapsto V$  and  $S: V \mapsto W$  are invertible linear transformations. Then  $S \circ T$  is invertible and  $(S \circ T)^{-1} = T^{-1} \circ S^{-1}$ .  $\square$

**Proof** Compute, for all  $\mathbf{w} \in W$

$$\begin{aligned}
 ((S \circ T) \circ (T^{-1} \circ S^{-1}))(\mathbf{w}) &= S(T(T^{-1}(S^{-1}(\mathbf{w})))) \\
 &= S(I_V(S^{-1}(\mathbf{w}))) && \text{Definition IVLT [491]} \\
 &= S(S^{-1}(\mathbf{w})) && \text{Definition IDLT [491]} \\
 &= \mathbf{w} && \text{Definition IVLT [491]} \\
 &= I_W(\mathbf{w}) && \text{Definition IDLT [491]}
 \end{aligned}$$

so  $(S \circ T) \circ (T^{-1} \circ S^{-1}) = I_W$  and also

$$\begin{aligned}
 ((T^{-1} \circ S^{-1}) \circ (S \circ T))(\mathbf{u}) &= T^{-1}(S^{-1}(S(T(\mathbf{u})))) \\
 &= T^{-1}(I_V(T(\mathbf{u}))) && \text{Definition IVLT [491]} \\
 &= T^{-1}(T(\mathbf{u})) && \text{Definition IDLT [491]} \\
 &= \mathbf{u} && \text{Definition IVLT [491]} \\
 &= I_U(\mathbf{u}) && \text{Definition IDLT [491]}
 \end{aligned}$$

so  $(T^{-1} \circ S^{-1}) \circ (S \circ T) = I_U$ . By Definition IVLT [491],  $S \circ T$  is invertible and  $(S \circ T)^{-1} = T^{-1} \circ S^{-1}$ .  $\blacksquare$

Notice that this theorem not only establishes *what* the inverse of  $S \circ T$  is, it also duplicates the conclusion of Theorem CIVLT [497] and also establishes the invertibility of  $S \circ T$ . But somehow, the proof of Theorem CIVLT [497] is nicer way to get this property.

Does Theorem ICLT [497] remind you of the flavor of any theorem we have seen about matrices? (Hint: Think about getting dressed.) Hmmmm.

## Subsection SI Structure and Isomorphism

---

A vector space is defined (Definition VS [272]) as a set of objects (“vectors”) endowed with a definition of vector addition (+) and a definition of scalar multiplication (written with juxtaposition). Many of our definitions about vector spaces involve linear combinations (Definition LC [290]), such as the span of a set (Definition SS [291]) and linear independence (Definition LI [301]). Other definitions are built up from these ideas, such as bases (Definition B [317]) and dimension (Definition D [332]). The defining properties of a linear transformation require that a function “respect” the operations of the two vector spaces that are the domain and the codomain (Definition LT [437]). Finally, an invertible linear transformation is one that can be “undone” — it has a companion that reverses its effect. In this subsection we are going to begin to roll all these ideas into one.

A vector space has “structure” derived from definitions of the two operations and the requirement that these operations interact in ways that satisfy the ten properties of Definition VS [272]. When two different vector spaces have an invertible linear transformation defined between them, then we can translate questions about linear combinations (spans, linear independence, bases, dimension) from the first vector space to the second. The answers obtained in the second vector space can then be translated back, via the inverse linear transformation, and interpreted in the setting of the first vector space. We say that these invertible linear transformations “preserve structure.” And we say that the two vector spaces are “structurally the same.” The precise term is “isomorphic,” from Greek meaning “of the same form.” Let’s begin to try to understand this important concept.

### Definition IVS

#### Isomorphic Vector Spaces

Two vector spaces  $U$  and  $V$  are **isomorphic** if there exists an invertible linear transformation  $T$  with domain  $U$  and codomain  $V$ ,  $T: U \mapsto V$ . In this case, we write  $U \cong V$ , and the linear transformation  $T$  is known as an **isomorphism** between  $U$  and  $V$ .  $\triangle$

A few comments on this definition. First, be careful with your language (Technique L [664]). Two vector spaces are isomorphic, or not. It is a yes/no situation and the term only applies to a pair of vector spaces. Any invertible linear transformation can be called an isomorphism, it is a term that applies to functions. Second, a given pair of vector spaces there might be several different isomorphisms between the two vector spaces. But it only takes the existence of one to call the pair isomorphic. Third,  $U$  isomorphic to  $V$ , or  $V$  isomorphic to  $U$ ? Doesn’t matter, since the inverse linear transformation will provide the needed isomorphism in the “opposite” direction. Being “isomorphic to” is an equivalence relation on the set of all vector spaces (see Theorem SER [420] for a reminder about equivalence relations).

### Example IVSAV

#### Isomorphic vector spaces, Archetype V

Archetype V [748] is a linear transformation from  $P_3$  to  $M_{22}$ ,

$$T: P_3 \mapsto M_{22}, \quad T(a + bx + cx^2 + dx^3) = \begin{bmatrix} a + b & a - 2c \\ d & b - d \end{bmatrix}$$

Since it is injective and surjective, Theorem ILTIS [494] tells us that it is an invertible linear transformation. By Definition IVS [498] we say  $P_3$  and  $M_{22}$  are isomorphic.

At a basic level, the term “isomorphic” is nothing more than a codeword for the presence of an invertible linear transformation. However, it is also a description of a powerful idea, and this power only becomes apparent in the course of studying examples and related theorems. In this example, we are led to believe that there is nothing “structurally” different about  $P_3$  and  $M_{22}$ . In a certain sense they are the same. Not equal, but the same. One is as good as the other. One is just as interesting as the other.

Here is an extremely basic application of this idea. Suppose we want to compute the following linear combination of polynomials in  $P_3$ ,

$$5(2 + 3x - 4x^2 + 5x^3) + (-3)(3 - 5x + 3x^2 + x^3)$$

Rather than doing it straight-away (which is very easy), we will apply the transformation  $T$  to convert into a linear combination of matrices, and then compute in  $M_{22}$  according to the definitions of the vector space operations there (Example VSM [274]),

$$\begin{aligned} & T(5(2 + 3x - 4x^2 + 5x^3) + (-3)(3 - 5x + 3x^2 + x^3)) \\ &= 5T(2 + 3x - 4x^2 + 5x^3) + (-3)T(3 - 5x + 3x^2 + x^3) && \text{Theorem LTLC [446]} \\ &= 5 \begin{bmatrix} 5 & 10 \\ 5 & -2 \end{bmatrix} + (-3) \begin{bmatrix} -2 & -3 \\ 1 & -6 \end{bmatrix} && \text{Definition of } T \\ &= \begin{bmatrix} 31 & 59 \\ 22 & 8 \end{bmatrix} && \text{Operations in } M_{22} \end{aligned}$$

Now we will translate our answer back to  $P_3$  by applying  $T^{-1}$ , which we found in Example AIVLT [491],

$$T^{-1}: M_{22} \mapsto P_3, \quad T^{-1} \left( \begin{bmatrix} a & b \\ c & d \end{bmatrix} \right) = (a - c - d) + (c + d)x + \frac{1}{2}(a - b - c - d)x^2 + cx^3$$

We compute,

$$T^{-1} \left( \begin{bmatrix} 31 & 59 \\ 22 & 8 \end{bmatrix} \right) = 1 + 30x - 29x^2 + 22x^3$$

which is, as expected, exactly what we would have computed for the original linear combination had we just used the definitions of the operations in  $P_3$  (Example VSP [274]). Notice this is meant only as an *illustration* and not a suggested route for doing this particular computation.  $\square$

Checking the dimensions of two vector spaces can be a quick way to establish that they are not isomorphic. Here's the theorem.

**Theorem IVSED**

**Isomorphic Vector Spaces have Equal Dimension**

Suppose  $U$  and  $V$  are isomorphic vector spaces. Then  $\dim(U) = \dim(V)$ .  $\square$

**Proof** If  $U$  and  $V$  are isomorphic, there is an invertible linear transformation  $T: U \mapsto V$  (Definition IVS [498]).  $T$  is injective by Theorem ILTIS [494] and so by Theorem ILTD [469],  $\dim(U) \leq \dim(V)$ . Similarly,  $T$  is surjective by Theorem ILTIS [494] and so by Theorem SLTD [485],  $\dim(U) \geq \dim(V)$ . The net effect of these two inequalities is that  $\dim(U) = \dim(V)$ .  $\blacksquare$

The contrapositive of Theorem IVSED [499] says that if  $U$  and  $V$  have different dimensions, then they are not isomorphic. Dimension is the simplest “structural” characteristic that will allow you to distinguish non-isomorphic vector spaces. For example  $P_6$  is not isomorphic to  $M_{34}$  since their dimensions (7 and 12, respectively) are not equal. With tools developed in Section VR [512] we will be able to establish that the converse of Theorem IVSED [499] is true. Think about that one for a moment.

**Subsection RNLT**

**Rank and Nullity of a Linear Transformation**

---

Just as a matrix has a rank and a nullity, so too do linear transformations. And just like the rank and nullity of a matrix are related (they sum to the number of columns, Theorem RPNC [339]) the rank and nullity of a linear transformation are related. Here are the definitions and theorems, see the Archetypes (Appendix A [674]) for loads of examples.

**Definition ROLT**

**Rank Of a Linear Transformation**

Suppose that  $T: U \mapsto V$  is a linear transformation. Then the **rank** of  $T$ ,  $r(T)$ , is the dimension of the range of  $T$ ,

$$r(T) = \dim(\mathcal{R}(T))$$

(This definition contains Notation ROLT.)  $\triangle$

**Definition NOLT**

**Nullity Of a Linear Transformation**

Suppose that  $T: U \mapsto V$  is a linear transformation. Then the **nullity** of  $T$ ,  $n(T)$ , is the dimension of the kernel of  $T$ ,

$$n(T) = \dim(\mathcal{K}(T))$$

(This definition contains Notation NOLT.) △

Here are two quick theorems.

### Theorem ROSLT

#### Rank Of a Surjective Linear Transformation

Suppose that  $T: U \mapsto V$  is a linear transformation. Then the rank of  $T$  is the dimension of  $V$ ,  $r(T) = \dim(V)$ , if and only if  $T$  is surjective. □

**Proof** By Theorem RSLT [481],  $T$  is surjective if and only if  $\mathcal{R}(T) = V$ . Applying Definition ROLT [499],  $\mathcal{R}(T) = V$  if and only if  $r(T) = \dim(\mathcal{R}(T)) = \dim(V)$ . ■

### Theorem NOILT

#### Nullity Of an Injective Linear Transformation

Suppose that  $T: U \mapsto V$  is a linear transformation. Then the nullity of  $T$  is zero,  $n(T) = 0$ , if and only if  $T$  is injective. □

**Proof** By Theorem KILT [466],  $T$  is injective if and only if  $\mathcal{K}(T) = \{\mathbf{0}\}$ . Applying Definition NOLT [499],  $\mathcal{K}(T) = \{\mathbf{0}\}$  if and only if  $n(T) = 0$ . ■

Just as injectivity and surjectivity come together in invertible linear transformations, there is a clear relationship between rank and nullity of a linear transformation. If one is big, the other is small.

### Theorem RPNDD

#### Rank Plus Nullity is Domain Dimension

Suppose that  $T: U \mapsto V$  is a linear transformation. Then

$$r(T) + n(T) = \dim(U)$$

□

**Proof** Let  $r = r(T)$  and  $s = n(T)$ . Suppose that  $R = \{\mathbf{v}_1, \mathbf{v}_2, \mathbf{v}_3, \dots, \mathbf{v}_r\} \subseteq V$  is a basis of the range of  $T$ ,  $\mathcal{R}(T)$ , and  $S = \{\mathbf{u}_1, \mathbf{u}_2, \mathbf{u}_3, \dots, \mathbf{u}_s\} \subseteq U$  is a basis of the kernel of  $T$ ,  $\mathcal{K}(T)$ . Note that  $R$  and  $S$  are possibly empty, which means that some of the sums in this proof are “empty” and are equal to the zero vector.

Because the elements of  $R$  are all in the range of  $T$ , each must have a non-empty pre-image by Theorem RPI [484]. Choose vectors  $\mathbf{w}_i \in U$ ,  $1 \leq i \leq r$  such that  $\mathbf{w}_i \in T^{-1}(\mathbf{v}_i)$ . So  $T(\mathbf{w}_i) = \mathbf{v}_i$ ,  $1 \leq i \leq r$ . Consider the set

$$B = \{\mathbf{u}_1, \mathbf{u}_2, \mathbf{u}_3, \dots, \mathbf{u}_s, \mathbf{w}_1, \mathbf{w}_2, \mathbf{w}_3, \dots, \mathbf{w}_r\}$$

We claim that  $B$  is a basis for  $U$ .

To establish linear independence for  $B$ , begin with a relation of linear dependence on  $B$ . So suppose there are scalars  $a_1, a_2, a_3, \dots, a_s$  and  $b_1, b_2, b_3, \dots, b_r$

$$\mathbf{0} = a_1\mathbf{u}_1 + a_2\mathbf{u}_2 + a_3\mathbf{u}_3 + \dots + a_s\mathbf{u}_s + b_1\mathbf{w}_1 + b_2\mathbf{w}_2 + b_3\mathbf{w}_3 + \dots + b_r\mathbf{w}_r$$

Then

$$\begin{aligned} \mathbf{0} &= T(\mathbf{0}) && \text{Theorem LTTZZ [441]} \\ &= T(a_1\mathbf{u}_1 + a_2\mathbf{u}_2 + a_3\mathbf{u}_3 + \dots + a_s\mathbf{u}_s + \\ &\quad b_1\mathbf{w}_1 + b_2\mathbf{w}_2 + b_3\mathbf{w}_3 + \dots + b_r\mathbf{w}_r) && \text{Definition LI [301]} \\ &= a_1T(\mathbf{u}_1) + a_2T(\mathbf{u}_2) + a_3T(\mathbf{u}_3) + \dots + a_sT(\mathbf{u}_s) + \\ &\quad b_1T(\mathbf{w}_1) + b_2T(\mathbf{w}_2) + b_3T(\mathbf{w}_3) + \dots + b_rT(\mathbf{w}_r) && \text{Theorem LTLC [446]} \\ &= a_1\mathbf{0} + a_2\mathbf{0} + a_3\mathbf{0} + \dots + a_s\mathbf{0} + \\ &\quad b_1T(\mathbf{w}_1) + b_2T(\mathbf{w}_2) + b_3T(\mathbf{w}_3) + \dots + b_rT(\mathbf{w}_r) && \text{Definition KLT [464]} \\ &= \mathbf{0} + \mathbf{0} + \mathbf{0} + \dots + \mathbf{0} + \end{aligned}$$

$$\begin{aligned}
 & b_1T(\mathbf{w}_1) + b_2T(\mathbf{w}_2) + b_3T(\mathbf{w}_3) + \cdots + b_rT(\mathbf{w}_r) && \text{Theorem ZVSM [279]} \\
 = & b_1T(\mathbf{w}_1) + b_2T(\mathbf{w}_2) + b_3T(\mathbf{w}_3) + \cdots + b_rT(\mathbf{w}_r) && \text{Property Z [272]} \\
 = & b_1\mathbf{v}_1 + b_2\mathbf{v}_2 + b_3\mathbf{v}_3 + \cdots + b_r\mathbf{v}_r && \text{Definition PI [449]}
 \end{aligned}$$

This is a relation of linear dependence on  $R$  (Definition RLD [301]), and since  $R$  is a linearly independent set (Definition LI [301]), we see that  $b_1 = b_2 = b_3 = \cdots = b_r = 0$ . Then the original relation of linear dependence on  $B$  becomes

$$\begin{aligned}
 \mathbf{0} &= a_1\mathbf{u}_1 + a_2\mathbf{u}_2 + a_3\mathbf{u}_3 + \cdots + a_s\mathbf{u}_s + 0\mathbf{w}_1 + 0\mathbf{w}_2 + \cdots + 0\mathbf{w}_r \\
 &= a_1\mathbf{u}_1 + a_2\mathbf{u}_2 + a_3\mathbf{u}_3 + \cdots + a_s\mathbf{u}_s + \mathbf{0} + \mathbf{0} + \cdots + \mathbf{0} && \text{Theorem ZSSM [279]} \\
 &= a_1\mathbf{u}_1 + a_2\mathbf{u}_2 + a_3\mathbf{u}_3 + \cdots + a_s\mathbf{u}_s && \text{Property Z [272]}
 \end{aligned}$$

But this is again a relation of linear independence (Definition RLD [301]), now on the set  $S$ . Since  $S$  is linearly independent (Definition LI [301]), we have  $a_1 = a_2 = a_3 = \cdots = a_r = 0$ . Since we now know that all the scalars in the relation of linear dependence on  $B$  must be zero, we have established the linear independence of  $S$  through Definition LI [301].

To now establish that  $B$  spans  $U$ , choose an arbitrary vector  $\mathbf{u} \in U$ . Then  $T(\mathbf{u}) \in R(T)$ , so there are scalars  $c_1, c_2, c_3, \dots, c_r$  such that

$$T(\mathbf{u}) = c_1\mathbf{v}_1 + c_2\mathbf{v}_2 + c_3\mathbf{v}_3 + \cdots + c_r\mathbf{v}_r$$

Use the scalars  $c_1, c_2, c_3, \dots, c_r$  to define a vector  $\mathbf{y} \in U$ ,

$$\mathbf{y} = c_1\mathbf{w}_1 + c_2\mathbf{w}_2 + c_3\mathbf{w}_3 + \cdots + c_r\mathbf{w}_r$$

Then

$$\begin{aligned}
 T(\mathbf{u} - \mathbf{y}) &= T(\mathbf{u}) - T(\mathbf{y}) && \text{Theorem LTLC [446]} \\
 &= T(\mathbf{u}) - T(c_1\mathbf{w}_1 + c_2\mathbf{w}_2 + c_3\mathbf{w}_3 + \cdots + c_r\mathbf{w}_r) && \text{Substitution} \\
 &= T(\mathbf{u}) - (c_1T(\mathbf{w}_1) + c_2T(\mathbf{w}_2) + \cdots + c_rT(\mathbf{w}_r)) && \text{Theorem LTLC [446]} \\
 &= T(\mathbf{u}) - (c_1\mathbf{v}_1 + c_2\mathbf{v}_2 + c_3\mathbf{v}_3 + \cdots + c_r\mathbf{v}_r) && \mathbf{w}_i \in T^{-1}(\mathbf{v}_i) \\
 &= T(\mathbf{u}) - T(\mathbf{y}) && \text{Substitution} \\
 &= \mathbf{0} && \text{Property AI [273]}
 \end{aligned}$$

So the vector  $\mathbf{u} - \mathbf{y}$  is sent to the zero vector by  $T$  and hence is an element of the kernel of  $T$ . As such it can be written as a linear combination of the basis vectors for  $\mathcal{K}(T)$ , the elements of the set  $S$ . So there are scalars  $d_1, d_2, d_3, \dots, d_s$  such that

$$\mathbf{u} - \mathbf{y} = d_1\mathbf{u}_1 + d_2\mathbf{u}_2 + d_3\mathbf{u}_3 + \cdots + d_s\mathbf{u}_s$$

Then

$$\begin{aligned}
 \mathbf{u} &= (\mathbf{u} - \mathbf{y}) + \mathbf{y} \\
 &= d_1\mathbf{u}_1 + d_2\mathbf{u}_2 + d_3\mathbf{u}_3 + \cdots + d_s\mathbf{u}_s + c_1\mathbf{w}_1 + c_2\mathbf{w}_2 + c_3\mathbf{w}_3 + \cdots + c_r\mathbf{w}_r
 \end{aligned}$$

This says that for any vector,  $\mathbf{u}$ , from  $U$ , there exist scalars  $(d_1, d_2, d_3, \dots, d_s, c_1, c_2, c_3, \dots, c_r)$  that form  $\mathbf{u}$  as a linear combination of the vectors in the set  $B$ . In other words,  $B$  spans  $U$  (Definition SS [291]).

So  $B$  is a basis (Definition B [317]) of  $U$  with  $s + r$  vectors, and thus

$$\dim(U) = s + r = n(T) + r(T)$$

as desired. ■

Theorem RPNC [339] said that the rank and nullity of a matrix sum to the number of columns of the matrix. This result is now an easy consequence of Theorem RPNDD [500] when we consider



the linear transformation  $T: \mathbb{C}^n \mapsto \mathbb{C}^m$  defined with the  $m \times n$  matrix  $A$  by  $T(\mathbf{x}) = A\mathbf{x}$ . The range and kernel of  $T$  are identical to the column space and null space of the matrix  $A$  (Exercise ILT.T20 [472], Exercise SLT.T20 [488]), so the rank and nullity of the matrix  $A$  are identical to the rank and nullity of the linear transformation  $T$ . The dimension of the domain of  $T$  is the dimension of  $\mathbb{C}^n$ , exactly the number of columns for the matrix  $A$ .

This theorem can be especially useful in determining basic properties of linear transformations. For example, suppose that  $T: \mathbb{C}^6 \mapsto \mathbb{C}^6$  is a linear transformation and you are able to quickly establish that the kernel is trivial. Then  $n(T) = 0$ . First this means that  $T$  is injective by Theorem NOILT [500]. Also, Theorem RPNDD [500] becomes

$$6 = \dim(\mathbb{C}^6) = r(T) + n(T) = r(T) + 0 = r(T)$$

So the rank of  $T$  is equal to the rank of the codomain, and by Theorem ROSLT [500] we know  $T$  is surjective. Finally, we know  $T$  is invertible by Theorem ILTIS [494]. So from the determination that the kernel is trivial, and consideration of various dimensions, the theorems of this section allow us to conclude the existence of an inverse linear transformation for  $T$ .

Similarly, Theorem RPNDD [500] can be used to provide alternative proofs for Theorem ILTD [469], Theorem SLTD [485] and Theorem IVSED [499]. It would be an interesting exercise to construct these proofs.

It would be instructive to study the archetypes that are linear transformations and see how many of their properties can be deduced just from considering only the dimensions of the domain and codomain. Then add in just knowledge of either the nullity or rank, and so how much more you can learn about the linear transformation. The table preceding all of the archetypes (Appendix A [674]) could be a good place to start this analysis.

## Subsection SLELT Systems of Linear Equations and Linear Transformations

This subsection does not really belong in this section, or any other section, for that matter. It is just the right time to have a discussion about the connections between the central topic of linear algebra, linear transformations, and our motivating topic from Chapter SLE [2], systems of linear equations. We will discuss several theorems we have seen already, but we will also make some forward-looking statements that will be justified in Chapter R [512].

Archetype D [691] and Archetype E [695] are ideal examples to illustrate connections with linear transformations. Both have the same coefficient matrix,

$$D = \begin{bmatrix} 2 & 1 & 7 & -7 \\ -3 & 4 & -5 & -6 \\ 1 & 1 & 4 & -5 \end{bmatrix}$$

To apply the *theory* of linear transformations to these two archetypes, employ matrix multiplication (Definition MM [193]) and define the linear transformation,

$$T: \mathbb{C}^4 \mapsto \mathbb{C}^3, \quad T(\mathbf{x}) = D\mathbf{x} = x_1 \begin{bmatrix} 2 \\ -3 \\ 1 \end{bmatrix} + x_2 \begin{bmatrix} 1 \\ 4 \\ 1 \end{bmatrix} + x_3 \begin{bmatrix} 7 \\ -5 \\ 4 \end{bmatrix} + x_4 \begin{bmatrix} -7 \\ -6 \\ -5 \end{bmatrix}$$

Theorem MBLT [443] tells us that  $T$  is indeed a linear transformation. Archetype D [691] asks for solutions to  $\mathcal{LS}(D, \mathbf{b})$ , where  $\mathbf{b} = \begin{bmatrix} 8 \\ -12 \\ -4 \end{bmatrix}$ . In the language of linear transformations this is equivalent to asking for  $T^{-1}(\mathbf{b})$ . In the language of vectors and matrices it asks for a linear

combination of the four columns of  $D$  that will equal  $\mathbf{b}$ . One solution listed is  $\mathbf{w} = \begin{bmatrix} 7 \\ 8 \\ 1 \\ 3 \end{bmatrix}$ . With a

non-empty preimage, Theorem KPI [466] tells us that the complete solution set of the linear system is the preimage of  $\mathbf{b}$ ,

$$\mathbf{w} + \mathcal{K}(T) = \{\mathbf{w} + \mathbf{z} \mid \mathbf{z} \in \mathcal{K}(T)\}$$

The kernel of the linear transformation  $T$  is exactly the null space of the matrix  $D$  (see Exercise ILT.T20 [472]), so this approach to the solution set should be reminiscent of Theorem PSPHS [102]. The kernel of the linear transformation is the preimage of the zero vector, exactly equal to the solution set of the homogeneous system  $\mathcal{LS}(D, \mathbf{0})$ . Since  $D$  has a null space of dimension two, every preimage (and in particular the preimage of  $\mathbf{b}$ ) is as “big” as a subspace of dimension two (but is not a subspace).

Archetype E [695] is identical to Archetype D [691] but with a different vector of constants,  $\mathbf{d} = \begin{bmatrix} 2 \\ 3 \\ 2 \end{bmatrix}$ . We can use the same linear transformation  $T$  to discuss this system of equations since the

coefficient matrix is identical. Now the set of solutions to  $\mathcal{LS}(D, \mathbf{d})$  is the pre-image of  $\mathbf{d}$ ,  $T^{-1}(\mathbf{d})$ . However, the vector  $\mathbf{d}$  is not in the range of the linear transformation (nor is it in the column space of the matrix, since these two sets are equal by Exercise SLT.T20 [488]). So the empty pre-image is equivalent to the inconsistency of the linear system.

These two archetypes each have three equations in four variables, so either the resulting linear systems are inconsistent, or they are consistent and application of Theorem CMVEI [54] tells us that the system has infinitely many solutions. Considering these same parameters for the linear transformation, the dimension of the domain,  $\mathbb{C}^4$ , is four, while the codomain,  $\mathbb{C}^3$ , has dimension three. Then

$$\begin{aligned} n(T) &= \dim(\mathbb{C}^4) - r(T) && \text{Theorem RPNDD [500]} \\ &= 4 - \dim(\mathcal{R}(T)) && \text{Definition ROLT [499]} \\ &\geq 4 - 3 && \mathcal{R}(T) \text{ subspace of } \mathbb{C}^3 \\ &= 1 \end{aligned}$$

So the kernel of  $T$  is nontrivial simply by considering the dimensions of the domain (number of variables) and the codomain (number of equations). Pre-images of elements of the codomain that are not in the range of  $T$  are empty (inconsistent systems). For elements of the codomain that are in the range of  $T$  (consistent systems), Theorem KPI [466] tells us that the pre-images are built from the kernel, and with a non-trivial kernel, these pre-images are infinite (infinitely many solutions).

When do systems of equations have unique solutions? Consider the system of linear equations  $\mathcal{LS}(C, \mathbf{f})$  and the linear transformation  $S(\mathbf{x}) = C\mathbf{x}$ . If  $S$  has a trivial kernel, then pre-images will either be empty or be finite sets with single elements. Correspondingly, the coefficient matrix  $C$  will have a trivial null space and solution sets will either be empty (inconsistent) or contain a single solution (unique solution). Should the matrix be square and have a trivial null space then we recognize the matrix as being nonsingular. A square matrix means that the corresponding linear transformation,  $T$ , has equal-sized domain and codomain. With a nullity of zero,  $T$  is injective, and also Theorem RPNDD [500] tells us that rank of  $T$  is equal to the dimension of the domain, which in turn is equal to the dimension of the codomain. In other words,  $T$  is surjective. Injective and surjective, and Theorem ILTIS [494] tells us that  $T$  is invertible. Just as we can use the inverse of the coefficient matrix to find the unique solution of any linear system with a nonsingular coefficient matrix (Theorem SNCM [223]), we can use the inverse of the linear transformation to construct the unique element of any pre-image (proof of Theorem ILTIS [494]).

The executive summary of this discussion is that to every coefficient matrix of a system of linear equations we can associate a natural linear transformation. Solution sets for systems with this coefficient matrix are preimages of elements of the codomain of the linear transformation. For every theorem about systems of linear equations there is an analogue about linear transformations. The theory of linear transformations provides all the tools to recreate the theory of solutions to linear systems of equations.

We will continue this adventure in Chapter R [512].

**Subsection READ**  
**Reading Questions**

---

1. What conditions allow us to **easily** determine if a linear transformation is invertible?
2. What does it mean to say two vector spaces are isomorphic? Both technically, and informally?
3. How do linear transformations relate to systems of linear equations?

## Subsection EXC

### Exercises

**C10** The archetypes below are linear transformations of the form  $T: U \mapsto V$  that are invertible. For each, the inverse linear transformation is given explicitly as part of the archetype's description. Verify for each linear transformation that

$$T^{-1} \circ T = I_U \qquad T \circ T^{-1} = I_V$$

Archetype R [739],

Archetype V [748],

Archetype W [750]

Contributed by Robert Beezer

**C20** Determine if the linear transformation  $T: P_2 \mapsto M_{22}$  is (a) injective, (b) surjective, (c) invertible.

$$T(a + bx + cx^2) = \begin{bmatrix} a + 2b - 2c & 2a + 2b \\ -a + b - 4c & 3a + 2b + 2c \end{bmatrix}$$

Contributed by Robert Beezer Solution [507]

**C21** Determine if the linear transformation  $S: P_3 \mapsto M_{22}$  is (a) injective, (b) surjective, (c) invertible.

$$S(a + bx + cx^2 + dx^3) = \begin{bmatrix} -a + 4b + c + 2d & 4a - b + 6c - d \\ a + 5b - 2c + 2d & a + 2c + 5d \end{bmatrix}$$

Contributed by Robert Beezer Solution [507]

**C50** Consider the linear transformation  $S: M_{12} \mapsto P_1$  from the set of  $1 \times 2$  matrices to the set of polynomials of degree at most 1, defined by

$$S\left(\begin{bmatrix} a & b \end{bmatrix}\right) = (3a + b) + (5a + 2b)x$$

Prove that  $S$  is invertible. Then show that the linear transformation

$$R: P_1 \mapsto M_{12}, \quad R(r + sx) = \begin{bmatrix} 2r - s & -5r + 3s \end{bmatrix}$$

is the inverse of  $S$ , that is  $S^{-1} = R$ .

Contributed by Robert Beezer Solution [508]

**M30** The linear transformation  $S$  below is invertible. Find a formula for the inverse linear transformation,  $S^{-1}$ .

$$S: P_1 \mapsto M_{1,2}, \quad S(a + bx) = \begin{bmatrix} 3a + b & 2a + b \end{bmatrix}$$

Contributed by Robert Beezer Solution [508]

**M31** The linear transformation  $R: M_{12} \mapsto M_{21}$  is invertible. Determine a formula for the inverse linear transformation  $R^{-1}: M_{21} \mapsto M_{12}$ .

$$R\left(\begin{bmatrix} a & b \end{bmatrix}\right) = \begin{bmatrix} a + 3b \\ 4a + 11b \end{bmatrix}$$

Contributed by Robert Beezer Solution [509]

**M50** Rework Example CIVLT [495], only in place of the basis  $B$  for  $P_2$ , choose instead to use the basis  $C = \{1, 1 + x, 1 + x + x^2\}$ . This will complicate writing a generic element of the domain of  $T^{-1}$  as a linear combination of the basis elements, and the algebra will be a bit messier, but in

the end you should obtain the same formula for  $T^{-1}$ . The inverse linear transformation is what it is, and the choice of a particular basis should not influence the outcome.

Contributed by Robert Beezer

**T05** Prove that the identity linear transformation (Definition IDLT [491]) is both injective and surjective, and hence invertible.

Contributed by Robert Beezer

**T15** Suppose that  $T: U \mapsto V$  is a surjective linear transformation and  $\dim(U) = \dim(V)$ . Prove that  $T$  is injective.

Contributed by Robert Beezer    Solution [509]

**T16** Suppose that  $T: U \mapsto V$  is an injective linear transformation and  $\dim(U) = \dim(V)$ . Prove that  $T$  is surjective.

Contributed by Robert Beezer

**T30** Suppose that  $U$  and  $V$  are isomorphic vector spaces. Prove that there are infinitely many isomorphisms between  $U$  and  $V$ .

Contributed by Robert Beezer    Solution [509]

## Subsection SOL Solutions

**C20** Contributed by Robert Beezer Statement [505]

(a) We will compute the kernel of  $T$ . Suppose that  $a + bx + cx^2 \in \mathcal{K}(T)$ . Then

$$\begin{bmatrix} 0 & 0 \\ 0 & 0 \end{bmatrix} = T(a + bx + cx^2) = \begin{bmatrix} a + 2b - 2c & 2a + 2b \\ -a + b - 4c & 3a + 2b + 2c \end{bmatrix}$$

and matrix equality (Theorem ME [412]) yields the homogeneous system of four equations in three variables,

$$\begin{aligned} a + 2b - 2c &= 0 \\ 2a + 2b &= 0 \\ -a + b - 4c &= 0 \\ 3a + 2b + 2c &= 0 \end{aligned}$$

The coefficient matrix of this system row-reduces as

$$\begin{bmatrix} 1 & 2 & -2 \\ 2 & 2 & 0 \\ -1 & 1 & -4 \\ 3 & 2 & 2 \end{bmatrix} \xrightarrow{\text{RREF}} \begin{bmatrix} \boxed{1} & 0 & 2 \\ 0 & \boxed{1} & -2 \\ 0 & 0 & 0 \\ 0 & 0 & 0 \end{bmatrix}$$

From the existence of non-trivial solutions to this system, we can infer non-zero polynomials in  $\mathcal{K}(T)$ . By Theorem KILT [466] we then know that  $T$  is not injective.

(b) Since  $3 = \dim(P_2) < \dim(M_{22}) = 4$ , by Theorem SLTD [485]  $T$  is not surjective.

(c) Since  $T$  is not surjective, it is not invertible by Theorem ILTIS [494].

**C21** Contributed by Robert Beezer Statement [505]

(a) To check injectivity, we compute the kernel of  $S$ . To this end, suppose that  $a + bx + cx^2 + dx^3 \in \mathcal{K}(S)$ , so

$$\begin{bmatrix} 0 & 0 \\ 0 & 0 \end{bmatrix} = S(a + bx + cx^2 + dx^3) = \begin{bmatrix} -a + 4b + c + 2d & 4a - b + 6c - d \\ a + 5b - 2c + 2d & a + 2c + 5d \end{bmatrix}$$

this creates the homogeneous system of four equations in four variables,

$$\begin{aligned} -a + 4b + c + 2d &= 0 \\ 4a - b + 6c - d &= 0 \\ a + 5b - 2c + 2d &= 0 \\ a + 2c + 5d &= 0 \end{aligned}$$

The coefficient matrix of this system row-reduces as,

$$\begin{bmatrix} -1 & 4 & 1 & 2 \\ 4 & -1 & 6 & -1 \\ 1 & 5 & -2 & 2 \\ 1 & 0 & 2 & 5 \end{bmatrix} \xrightarrow{\text{RREF}} \begin{bmatrix} \boxed{1} & 0 & 0 & 0 \\ 0 & \boxed{1} & 0 & 0 \\ 0 & 0 & \boxed{1} & 0 \\ 0 & 0 & 0 & \boxed{1} \end{bmatrix}$$

We recognize the coefficient matrix as being nonsingular, so the only solution to the system is  $a = b = c = d = 0$ , and the kernel of  $S$  is trivial,  $\mathcal{K}(S) = \{0 + 0x + 0x^2 + 0x^3\}$ . By Theorem KILT [466], we see that  $S$  is injective.

(b) We can establish that  $S$  is surjective by considering the rank and nullity of  $S$ .

$$\begin{aligned} r(S) &= \dim(P_3) - n(S) && \text{Theorem RPNDD [500]} \\ &= 4 - 0 \\ &= \dim(M_{22}) \end{aligned}$$

So,  $\mathcal{R}(S)$  is a subspace of  $M_{22}$  (Theorem RLTS [480]) whose dimension equals that of  $M_{22}$ . By Theorem EDYES [348], we gain the set equality  $\mathcal{R}(S) = M_{22}$ . Theorem RSLT [481] then implies that  $S$  is surjective.

(c) Since  $S$  is both injective and surjective, Theorem ILTIS [494] says  $S$  is invertible.

**C50** Contributed by Robert Beezer Statement [505]

Determine the kernel of  $S$  first. The condition that  $S\left(\begin{bmatrix} a & b \end{bmatrix}\right) = \mathbf{0}$  becomes  $(3a + b) + (5a + 2b)x = 0 + 0x$ . Equating coefficients of these polynomials yields the system

$$\begin{aligned} 3a + b &= 0 \\ 5a + 2b &= 0 \end{aligned}$$

This homogeneous system has a nonsingular coefficient matrix, so the only solution is  $a = 0, b = 0$  and thus

$$\mathcal{K}(S) = \left\{ \begin{bmatrix} 0 & 0 \end{bmatrix} \right\}$$

By Theorem KILT [466], we know  $S$  is injective. With  $n(S) = 0$  we employ Theorem RPNDD [500] to find

$$r(S) = r(S) + 0 = r(S) + n(S) = \dim(M_{12}) = 2 = \dim(P_1)$$

Since  $\mathcal{R}(S) \subseteq P_1$  and  $\dim(\mathcal{R}(S)) = \dim(P_1)$ , we can apply Theorem EDYES [348] to obtain the set equality  $\mathcal{R}(S) = P_1$  and therefore  $S$  is surjective.

One of the two defining conditions of an invertible linear transformation is (Definition IVLT [491])

$$\begin{aligned} (S \circ R)(a + bx) &= S(R(a + bx)) \\ &= S\left(\begin{bmatrix} 2a - b & -5a + 3b \end{bmatrix}\right) \\ &= (3(2a - b) + (-5a + 3b)) + (5(2a - b) + 2(-5a + 3b))x \\ &= ((6a - 3b) + (-5a + 3b)) + ((10a - 5b) + (-10a + 6b))x \\ &= a + bx \\ &= I_{P_1}(a + bx) \end{aligned}$$

That  $(R \circ S)\left(\begin{bmatrix} a & b \end{bmatrix}\right) = I_{M_{12}}\left(\begin{bmatrix} a & b \end{bmatrix}\right)$  is similar.

**M30** Contributed by Robert Beezer Statement [505]

(Another approach to this solution would follow Example CIVLT [495].)

Suppose that  $S^{-1}: M_{1,2} \mapsto P_1$  has a form given by

$$S^{-1}\left(\begin{bmatrix} z & w \end{bmatrix}\right) = (rz + sw) + (pz + qw)x$$

where  $r, s, p, q$  are unknown scalars. Then

$$\begin{aligned} a + bx &= S^{-1}(S(a + bx)) \\ &= S^{-1}\left(\begin{bmatrix} 3a + b & 2a + b \end{bmatrix}\right) \\ &= (r(3a + b) + s(2a + b)) + (p(3a + b) + q(2a + b))x \\ &= ((3r + 2s)a + (r + s)b) + ((3p + 2q)a + (p + q)b)x \end{aligned}$$

Equating coefficients of these two polynomials, and then equating coefficients on  $a$  and  $b$ , gives rise to 4 equations in 4 variables,

$$3r + 2s = 1$$

$$\begin{aligned}r + s &= 0 \\3p + 2q &= 0 \\p + q &= 1\end{aligned}$$

This system has a unique solution:  $r = 1$ ,  $s = -1$ ,  $p = -2$ ,  $q = 3$ . So the desired inverse linear transformation is

$$S^{-1}(z \ w) = (z - w) + (-2z + 3w)x$$

Notice that the system of 4 equations in 4 variables could be split into two systems, each with two equations in two variables (and identical coefficient matrices). After making this split, the solution might feel like computing the inverse of a matrix (Theorem CINM [211]). Hmmm.

**M31** Contributed by Robert Beezer Statement [505]  
(Another approach to this solution would follow Example CIVLT [495].)

We are given that  $R$  is invertible. The inverse linear transformation can be formulated by considering the pre-image of a generic element of the codomain. With injectivity and surjectivity, we know that the pre-image of any element will be a set of size one — it is this lone element that will be the output of the inverse linear transformation.

Suppose that we set  $\mathbf{v} = \begin{bmatrix} x \\ y \end{bmatrix}$  as a generic element of the codomain,  $M_{21}$ . Then if  $\begin{bmatrix} r & s \end{bmatrix} = \mathbf{w} \in R^{-1}(\mathbf{v})$ ,

$$\begin{aligned}\begin{bmatrix} x \\ y \end{bmatrix} &= \mathbf{v} = R(\mathbf{w}) \\ &= \begin{bmatrix} r + 3s \\ 4r + 11s \end{bmatrix}\end{aligned}$$

So we obtain the system of two equations in the two variables  $r$  and  $s$ ,

$$\begin{aligned}r + 3s &= x \\4r + 11s &= y\end{aligned}$$

With a nonsingular coefficient matrix, we can solve the system using the inverse of the coefficient matrix,

$$\begin{aligned}r &= -11x + 3y \\s &= 4x - y\end{aligned}$$

So we define,

$$R^{-1}(\mathbf{v}) = R^{-1}\left(\begin{bmatrix} x \\ y \end{bmatrix}\right) = \mathbf{w} = \begin{bmatrix} r & s \end{bmatrix} = \begin{bmatrix} -11x + 3y & 4x - y \end{bmatrix}$$

**T15** Contributed by Robert Beezer Statement [506]

If  $T$  is surjective, then Theorem RSLT [481] says  $\mathcal{R}(T) = V$ , so  $r(T) = \dim(V)$ . In turn, the hypothesis gives  $r(T) = \dim(U)$ . Then, using Theorem RPNDD [500],

$$n(T) = (r(T) + n(T)) - r(T) = \dim(U) - \dim(U) = 0$$

With a null space of zero dimension,  $\mathcal{K}(T) = \{\mathbf{0}\}$ , and by Theorem KILT [466] we see that  $T$  is injective.  $T$  is both injective and surjective so by Theorem ILTIS [494],  $T$  is invertible.

**T30** Contributed by Robert Beezer Statement [506]

Since  $U$  and  $V$  are isomorphic, there is at least one isomorphism between them (Definition IVS [498]), say  $T: U \mapsto V$ . As such,  $T$  is an invertible linear transformation.

For  $\alpha \in \mathbb{C}$  define the linear transformation  $S: V \mapsto V$  by  $S(\mathbf{v}) = \alpha\mathbf{v}$ . Convince yourself that when  $\alpha \neq 0$ ,  $S$  is an invertible linear transformation (Definition IVLT [491]). Then the composition,  $S \circ T: U \mapsto V$ , is an invertible linear transformation by Theorem CIVLT [497]. Once convinced that each non-zero value of  $\alpha$  gives rise to a different functions for  $S \circ T$ , then we have constructed infinitely many isomorphisms from  $U$  to  $V$ .



## Annotated Acronyms LT

### Linear Transformations

---

Theorem MBLT [443]

You give me an  $m \times n$  matrix and I'll give you a linear transformation  $T: \mathbb{C}^n \mapsto \mathbb{C}^m$ . This is our first hint that there is some relationship between linear transformations and matrices.

Theorem MLTCV [444]

You give me a linear transformation  $T: \mathbb{C}^n \mapsto \mathbb{C}^m$  and I'll give you an  $m \times n$  matrix. This is our second hint that there is some relationship between linear transformations and matrices. Generalizing this relationship to arbitrary vector spaces (i.e. not just  $\mathbb{C}^n$  and  $\mathbb{C}^m$ ) will be the most important idea of Chapter R [512].

Theorem LTLC [446]

A simple idea, and as described in Exercise LT.T20 [457], equivalent to the Definition LT [437]. The statement is really just for convenience, as we'll quote this one often.

Theorem LTDB [446]

Another simple idea, but a powerful one. "It is enough to know what a linear transformation does to a basis." At the outset of Chapter R [512], Theorem VRRB [309] will help us define a very important function, and then Theorem LTDB [446] will allow us to understand that this function is also a linear transformation.

Theorem KPI [466]

The pre-image will be an important construction in this chapter, and this is one of the most important descriptions of the pre-image. It should remind you of Theorem PSPHS [102], which is described in Acronyms V [177]. See Theorem RPI [484], which is also described below.

Theorem KILT [466]

Kernels and injective linear transformations are intimately related. This result is the connection. Compare with Theorem RSLT [481] below.

Theorem ILTB [468]

Injective linear transformations and linear independence are intimately related. This result is the connection. Compare with Theorem SLTB [484] below.

Theorem RSLT [481]

Ranges and surjective linear transformations are intimately related. This result is the connection. Compare with Theorem KILT [466] above.

Theorem SSRLT [483]

This theorem provides the most direct way of forming the range of a linear transformation. The resulting spanning set might well be linearly dependent, and beg for some clean-up, but that doesn't stop us from having very quickly formed a reasonable description of the range. If you find the determination of spanning sets or ranges difficult, this is one worth remembering. You can view this as the analogue of forming a column space by a direct application of Definition CSM [229].

Theorem SLTB [484]

Surjective linear transformations and spanning sets are intimately related. This result is the connection. Compare with Theorem ILTB [468] above.

Theorem RPI [484]

This is the analogue of Theorem KPI [466]. Membership in the range is equivalent to nonempty pre-images.

Theorem ILTIS [494]

Injectivity and surjectivity are independent concepts. You can have one without the other. But when you have both, you get invertibility, a linear transformation that can be run “backwards.” This result might explain the entire structure of the four sections in this chapter.

Theorem RPNDD [500]

This is the promised generalization of Theorem RPNC [339] about matrices. So the number of columns of a matrix is the analogue of the dimension of the domain. This will become even more precise in Chapter R [512]. For now, this can be a powerful result for determining dimensions of kernels and ranges, and consequently, the injectivity or surjectivity of linear transformations. Never underestimate a theorem that counts something.

# Chapter R

## Representations

---

Previous work with linear transformations may have convinced you that we can convert most questions about linear transformations into questions about systems of equations or properties of subspaces of  $\mathbb{C}^m$ . In this section we begin to make these vague notions precise. We have used the word “representation” prior, but it will get a heavy workout in this chapter. In many ways, everything we have studied so far was in preparation for this chapter.

### Section VR

#### Vector Representations

---

We begin by establishing an invertible linear transformation between any vector space  $V$  of dimension  $m$  and  $\mathbb{C}^m$ . This will allow us to “go back and forth” between the two vector spaces, no matter how abstract the definition of  $V$  might be.

#### Definition VR

##### Vector Representation

Suppose that  $V$  is a vector space with a basis  $B = \{\mathbf{v}_1, \mathbf{v}_2, \mathbf{v}_3, \dots, \mathbf{v}_n\}$ . Define a function  $\rho_B: V \mapsto \mathbb{C}^n$  as follows. For  $\mathbf{w} \in V$  define the column vector  $\rho_B(\mathbf{w}) \in \mathbb{C}^n$  by

$$\mathbf{w} = [\rho_B(\mathbf{w})]_1 \mathbf{v}_1 + [\rho_B(\mathbf{w})]_2 \mathbf{v}_2 + [\rho_B(\mathbf{w})]_3 \mathbf{v}_3 + \cdots + [\rho_B(\mathbf{w})]_n \mathbf{v}_n$$

(This definition contains Notation VR.)

△

This definition looks more complicated than it really is, though the form above will be useful in proofs. Simply stated, given  $\mathbf{w} \in V$ , we write  $\mathbf{w}$  as a linear combination of the basis elements of  $B$ . It is key to realize that Theorem VRRB [309] guarantees that we can do this for every  $\mathbf{w}$ , and furthermore this expression as a linear combination is unique. The resulting scalars are just the entries of the vector  $\rho_B(\mathbf{w})$ . This discussion should convince you that  $\rho_B$  is “well-defined” as a function. We can determine a precise output for any input. Now we want to establish that  $\rho_B$  is a function with additional properties - it is a linear transformation.

#### Theorem VRLT

##### Vector Representation is a Linear Transformation

The function  $\rho_B$  (Definition VR [512]) is a linear transformation. □

**Proof** We will take a novel approach in this proof. We will construct another function, which we will easily determine is a linear transformation, and then show that this second function is really  $\rho_B$  in disguise. Here we go.

Since  $B$  is a basis, we can define  $T: V \mapsto \mathbb{C}^n$  to be the unique linear transformation such that  $T(\mathbf{v}_i) = \mathbf{e}_i$ ,  $1 \leq i \leq n$ , as guaranteed by Theorem LTDB [446], and where the  $\mathbf{e}_i$  are the standard

unit vectors (Definition SUV [169]). Then suppose for an arbitrary  $\mathbf{w} \in V$  we have,

$$\begin{aligned}
 [T(\mathbf{w})]_i &= \left[ T \left( \sum_{j=1}^n [\rho_B(\mathbf{w})]_j \mathbf{v}_j \right) \right]_i && \text{Definition VR [512]} \\
 &= \left[ \sum_{j=1}^n [\rho_B(\mathbf{w})]_j T(\mathbf{v}_j) \right]_i && \text{Theorem LTLC [446]} \\
 &= \left[ \sum_{j=1}^n [\rho_B(\mathbf{w})]_j \mathbf{e}_j \right]_i \\
 &= \sum_{j=1}^n \left[ [\rho_B(\mathbf{w})]_j \mathbf{e}_j \right]_i && \text{Definition CVA [82]} \\
 &= \sum_{j=1}^n [\rho_B(\mathbf{w})]_j [\mathbf{e}_j]_i && \text{Definition CVSM [83]} \\
 &= [\rho_B(\mathbf{w})]_i [\mathbf{e}_i]_i + \sum_{\substack{j=1 \\ j \neq i}}^n [\rho_B(\mathbf{w})]_j [\mathbf{e}_j]_i && \text{Property CC [84]} \\
 &= [\rho_B(\mathbf{w})]_i (1) + \sum_{\substack{j=1 \\ j \neq i}}^n [\rho_B(\mathbf{w})]_j (0) && \text{Definition SUV [169]} \\
 &= [\rho_B(\mathbf{w})]_i
 \end{aligned}$$

As column vectors, Definition CVE [82] implies that  $T(\mathbf{w}) = \rho_B(\mathbf{w})$ . Since  $\mathbf{w}$  was an arbitrary element of  $V$ , as functions  $T = \rho_B$ . Now, since  $T$  is known to be a linear transformation, it must follow that  $\rho_B$  is also a linear transformation. ■

The proof of Theorem VRLT [512] provides an alternate definition of vector representation relative to a basis  $B$  that we could state as a corollary (Technique LC [672]):  $\rho_B$  is the unique linear transformation that takes  $B$  to the standard unit basis.

#### Example VRC4

##### Vector representation in $\mathbb{C}^4$

Consider the vector  $\mathbf{y} \in \mathbb{C}^4$

$$\mathbf{y} = \begin{bmatrix} 6 \\ 14 \\ 6 \\ 7 \end{bmatrix}$$

We will find several vector representations of  $\mathbf{y}$  in this example. Notice that  $\mathbf{y}$  never changes, but the *representations* of  $\mathbf{y}$  do change.

One basis for  $\mathbb{C}^4$  is

$$B = \{\mathbf{u}_1, \mathbf{u}_2, \mathbf{u}_3, \mathbf{u}_4\} = \left\{ \begin{bmatrix} -2 \\ 1 \\ 2 \\ -3 \end{bmatrix}, \begin{bmatrix} 3 \\ -6 \\ 2 \\ -4 \end{bmatrix}, \begin{bmatrix} 1 \\ 2 \\ 0 \\ 5 \end{bmatrix}, \begin{bmatrix} 4 \\ 3 \\ 1 \\ 6 \end{bmatrix} \right\}$$

as can be seen by making these vectors the columns of a matrix, checking that the matrix is non-singular and applying Theorem CNMB [322]. To find  $\rho_B(\mathbf{y})$ , we need to find scalars,  $a_1, a_2, a_3, a_4$  such that

$$\mathbf{y} = a_1 \mathbf{u}_1 + a_2 \mathbf{u}_2 + a_3 \mathbf{u}_3 + a_4 \mathbf{u}_4$$

By Theorem SLSLC [91] the desired scalars are a solution to the linear system of equations with a coefficient matrix whose columns are the vectors in  $B$  and with a vector of constants  $\mathbf{y}$ . With a

nonsingular coefficient matrix, the solution is unique, but this is no surprise as this is the content of Theorem VRRB [309]. This unique solution is

$$a_1 = 2 \qquad a_2 = -1 \qquad a_3 = -3 \qquad a_4 = 4$$

Then by Definition VR [512], we have

$$\rho_B(\mathbf{y}) = \begin{bmatrix} 2 \\ -1 \\ -3 \\ 4 \end{bmatrix}$$

Suppose now that we construct a representation of  $\mathbf{y}$  relative to another basis of  $\mathbb{C}^4$ ,

$$C = \left\{ \begin{bmatrix} -15 \\ 9 \\ -4 \\ -2 \end{bmatrix}, \begin{bmatrix} 16 \\ -14 \\ 5 \\ 2 \end{bmatrix}, \begin{bmatrix} -26 \\ 14 \\ -6 \\ -3 \end{bmatrix}, \begin{bmatrix} 14 \\ -13 \\ 4 \\ 6 \end{bmatrix} \right\}$$

As with  $B$ , it is easy to check that  $C$  is a basis. Writing  $\mathbf{y}$  as a linear combination of the vectors in  $C$  leads to solving a system of four equations in the four unknown scalars with a nonsingular coefficient matrix. The unique solution can be expressed as

$$\mathbf{y} = \begin{bmatrix} 6 \\ 14 \\ 6 \\ 7 \end{bmatrix} = (-28) \begin{bmatrix} -15 \\ 9 \\ -4 \\ -2 \end{bmatrix} + (-8) \begin{bmatrix} 16 \\ -14 \\ 5 \\ 2 \end{bmatrix} + 11 \begin{bmatrix} -26 \\ 14 \\ -6 \\ -3 \end{bmatrix} + 0 \begin{bmatrix} 14 \\ -13 \\ 4 \\ 6 \end{bmatrix}$$

so that Definition VR [512] gives

$$\rho_C(\mathbf{y}) = \begin{bmatrix} -28 \\ -8 \\ 11 \\ 0 \end{bmatrix}$$

We often perform representations relative to standard bases, but for vectors in  $\mathbb{C}^m$  its a little silly. Let's find the vector representation of  $\mathbf{y}$  relative to the standard basis (Theorem SUVB [317]),

$$D = \{\mathbf{e}_1, \mathbf{e}_2, \mathbf{e}_3, \mathbf{e}_4\}$$

Then, without any computation, we can check that

$$\mathbf{y} = \begin{bmatrix} 6 \\ 14 \\ 6 \\ 7 \end{bmatrix} = 6\mathbf{e}_1 + 14\mathbf{e}_2 + 6\mathbf{e}_3 + 7\mathbf{e}_4$$

so by Definition VR [512],

$$\rho_D(\mathbf{y}) = \begin{bmatrix} 6 \\ 14 \\ 6 \\ 7 \end{bmatrix}$$

which is not very exciting. Notice however that the *order* in which we place the vectors in the basis is critical to the representation. Let's keep the standard unit vectors as our basis, but rearrange the order we place them in the basis. So a fourth basis is

$$E = \{\mathbf{e}_3, \mathbf{e}_4, \mathbf{e}_2, \mathbf{e}_1\}$$

Then,

$$\mathbf{y} = \begin{bmatrix} 6 \\ 14 \\ 6 \\ 7 \end{bmatrix} = 6\mathbf{e}_3 + 7\mathbf{e}_4 + 14\mathbf{e}_2 + 6\mathbf{e}_1$$

so by Definition VR [512],

$$\rho_E(\mathbf{y}) = \begin{bmatrix} 6 \\ 7 \\ 14 \\ 6 \end{bmatrix}$$

So for every possible basis of  $\mathbb{C}^4$  we could construct a different representation of  $\mathbf{y}$ . □

Vector representations are most interesting for vector spaces that are not  $\mathbb{C}^m$ .

### Example VRP2

#### Vector representations in $P_2$

Consider the vector  $\mathbf{u} = 15 + 10x - 6x^2 \in P_2$  from the vector space of polynomials with degree at most 2 (Example VSP [274]). A nice basis for  $P_2$  is

$$B = \{1, x, x^2\}$$

so that

$$\mathbf{u} = 15 + 10x - 6x^2 = 15(1) + 10(x) + (-6)(x^2)$$

so by Definition VR [512]

$$\rho_B(\mathbf{u}) = \begin{bmatrix} 15 \\ 10 \\ -6 \end{bmatrix}$$

Another nice basis for  $P_2$  is

$$B = \{1, 1 + x, 1 + x + x^2\}$$

so that now it takes a bit of computation to determine the scalars for the representation. We want  $a_1, a_2, a_3$  so that

$$15 + 10x - 6x^2 = a_1(1) + a_2(1 + x) + a_3(1 + x + x^2)$$

Performing the operations in  $P_2$  on the right-hand side, and equating coefficients, gives the three equations in the three unknown scalars,

$$\begin{aligned} 15 &= a_1 + a_2 + a_3 \\ 10 &= a_2 + a_3 \\ -6 &= a_3 \end{aligned}$$

The coefficient matrix of this system is nonsingular, leading to a unique solution (no surprise there, see Theorem VRRB [309]),

$$a_1 = 5 \qquad a_2 = 16 \qquad a_3 = -6$$

so by Definition VR [512]

$$\rho_C(\mathbf{u}) = \begin{bmatrix} 5 \\ 16 \\ -6 \end{bmatrix}$$

While we often form vector representations relative to “nice” bases, nothing prevents us from forming representations relative to “nasty” bases. For example, the set

$$D = \{-2 - x + 3x^2, 1 - 2x^2, 5 + 4x + x^2\}$$

can be verified as a basis of  $P_2$  by checking linear independence with Definition LI [301] and then arguing that 3 vectors from  $P_2$ , a vector space of dimension 3 (Theorem DP [336]), must also be a spanning set (Theorem G [345]). Now we desire scalars  $a_1, a_2, a_3$  so that

$$15 + 10x - 6x^2 = a_1(-2 - x + 3x^2) + a_2(1 - 2x^2) + a_3(5 + 4x + x^2)$$

Performing the operations in  $P_2$  on the right-hand side, and equating coefficients, gives the three equations in the three unknown scalars,

$$\begin{aligned} 15 &= -2a_1 + a_2 + 5a_3 \\ 10 &= -a_1 + 4a_3 \\ -6 &= 3a_1 - 2a_2 + a_3 \end{aligned}$$

The coefficient matrix of this system is nonsingular, leading to a unique solution (no surprise there, see Theorem VRRB [309]),

$$a_1 = -2 \qquad a_2 = 1 \qquad a_3 = 2$$

so by Definition VR [512]

$$\rho_D(\mathbf{u}) = \begin{bmatrix} -2 \\ 1 \\ 2 \end{bmatrix}$$

⊗

### Theorem VRI

#### Vector Representation is Injective

The function  $\rho_B$  (Definition VR [512]) is an injective linear transformation. □

**Proof** We will appeal to Theorem KILT [466]. Suppose  $U$  is a vector space of dimension  $n$ , so vector representation is of the form  $\rho_B: U \mapsto \mathbb{C}^n$ . Let  $B = \{\mathbf{u}_1, \mathbf{u}_2, \mathbf{u}_3, \dots, \mathbf{u}_n\}$  be the basis of  $U$  used in the definition of  $\rho_B$ . Suppose  $\mathbf{u} \in \mathcal{K}(\rho_B)$ . We write  $\mathbf{u}$  as a linear combination of the vectors in the basis  $B$  where the scalars are the components of the vector representation,  $\rho_B(\mathbf{u})$ .

$$\begin{aligned} \mathbf{u} &= [\rho_B(\mathbf{u})]_1 \mathbf{u}_1 + [\rho_B(\mathbf{u})]_2 \mathbf{u}_2 + [\rho_B(\mathbf{u})]_3 \mathbf{u}_3 + \cdots + [\rho_B(\mathbf{u})]_n \mathbf{u}_n && \text{Definition VR [512]} \\ &= [\mathbf{0}]_1 \mathbf{u}_1 + [\mathbf{0}]_2 \mathbf{u}_2 + [\mathbf{0}]_3 \mathbf{u}_3 + \cdots + [\mathbf{0}]_n \mathbf{u}_n && \text{Definition KLT [464]} \\ &= 0\mathbf{u}_1 + 0\mathbf{u}_2 + 0\mathbf{u}_3 + \cdots + 0\mathbf{u}_n && \text{Definition ZCV [23]} \\ &= \mathbf{0} + \mathbf{0} + \mathbf{0} + \cdots + \mathbf{0} && \text{Theorem ZSSM [279]} \\ &= \mathbf{0} && \text{Property Z [272]} \end{aligned}$$

Thus an arbitrary vector,  $\mathbf{u}$ , from the kernel  $\mathcal{K}(\rho_B)$ , must equal the zero vector of  $U$ . So  $\mathcal{K}(\rho_B) = \{\mathbf{0}\}$  and by Theorem KILT [466],  $\rho_B$  is injective. ■

### Theorem VRS

#### Vector Representation is Surjective

The function  $\rho_B$  (Definition VR [512]) is a surjective linear transformation. □

**Proof** We will appeal to Theorem RSLT [481]. Suppose  $U$  is a vector space of dimension  $n$ , so vector representation is of the form  $\rho_B: U \mapsto \mathbb{C}^n$ . Let  $B = \{\mathbf{u}_1, \mathbf{u}_2, \mathbf{u}_3, \dots, \mathbf{u}_n\}$  be the basis of  $U$  used in the definition of  $\rho_B$ . Suppose  $\mathbf{v} \in \mathbb{C}^n$ . Define the vector  $\mathbf{u}$  by

$$\mathbf{u} = [\mathbf{v}]_1 \mathbf{u}_1 + [\mathbf{v}]_2 \mathbf{u}_2 + [\mathbf{v}]_3 \mathbf{u}_3 + \cdots + [\mathbf{v}]_n \mathbf{u}_n$$

Then for  $1 \leq i \leq n$

$$\begin{aligned} [\rho_B(\mathbf{u})]_i &= [\rho_B([\mathbf{v}]_1 \mathbf{u}_1 + [\mathbf{v}]_2 \mathbf{u}_2 + [\mathbf{v}]_3 \mathbf{u}_3 + \cdots + [\mathbf{v}]_n \mathbf{u}_n)]_i \\ &= [\mathbf{v}]_i && \text{Definition VR [512]} \end{aligned}$$

so the entries of vectors  $\rho_B(\mathbf{u})$  and  $\mathbf{v}$  are equal and Definition CVE [82] yields the vector equality  $\rho_B(\mathbf{u}) = \mathbf{v}$ . This demonstrates that  $\mathbf{v} \in \mathcal{R}(\rho_B)$ , so  $\mathbb{C}^n \subseteq \mathcal{R}(\rho_B)$ . Since  $\mathcal{R}(\rho_B) \subseteq \mathbb{C}^n$  by Definition RLT [479], we have  $\mathcal{R}(\rho_B) = \mathbb{C}^n$  and Theorem RSLT [481] says  $\rho_B$  is surjective. ■

We will have many occasions later to employ the inverse of vector representation, so we will record the fact that vector representation is an invertible linear transformation.

### Theorem VRILT

#### Vector Representation is an Invertible Linear Transformation

The function  $\rho_B$  (Definition VR [512]) is an invertible linear transformation. □

**Proof** The function  $\rho_B$  (Definition VR [512]) is a linear transformation (Theorem VRLT [512]) that is injective (Theorem VRI [516]) and surjective (Theorem VRS [516]) with domain  $V$  and codomain  $\mathbb{C}^n$ . By Theorem ILTIS [494] we then know that  $\rho_B$  is an invertible linear transformation. ■

Informally, we will refer to the application of  $\rho_B$  as **coordinatizing** a vector, while the application of  $\rho_B^{-1}$  will be referred to as **un-coordinatizing** a vector.

## Subsection CVS

### Characterization of Vector Spaces

---

Limiting our attention to vector spaces with finite dimension, we now describe every possible vector space. All of them. Really.

### Theorem CFDVS

#### Characterization of Finite Dimensional Vector Spaces

Suppose that  $V$  is a vector space with dimension  $n$ . Then  $V$  is isomorphic to  $\mathbb{C}^n$ . □

**Proof** Since  $V$  has dimension  $n$  we can find a basis of  $V$  of size  $n$  (Definition D [332]) which we will call  $B$ . The linear transformation  $\rho_B$  is an invertible linear transformation from  $V$  to  $\mathbb{C}^n$ , so by Definition IVS [498], we have that  $V$  and  $\mathbb{C}^n$  are isomorphic. ■

Theorem CFDVS [517] is the first of several surprises in this chapter, though it might be a bit demoralizing too. It says that there really are not all that many different (finite dimensional) vector spaces, and none are really any more complicated than  $\mathbb{C}^n$ . Hmmm. The following examples should make this point.

### Example TIVS

#### Two isomorphic vector spaces

The vector space of polynomials with degree 8 or less,  $P_8$ , has dimension 9 (Theorem DP [336]). By Theorem CFDVS [517],  $P_8$  is isomorphic to  $\mathbb{C}^9$ . ☒

### Example CVSR

#### Crazy vector space revealed

The crazy vector space,  $C$  of Example CVS [276], has dimension 2 by Example DC [337]. By Theorem CFDVS [517],  $C$  is isomorphic to  $\mathbb{C}^2$ . Hmmm. Not really so crazy after all? ☒

### Example ASC

#### A subspace characterized

In Example DSP4 [337] we determined that a certain subspace  $W$  of  $P_4$  has dimension 4. By Theorem CFDVS [517],  $W$  is isomorphic to  $\mathbb{C}^4$ . ☒

### Theorem IFDVS

#### Isomorphism of Finite Dimensional Vector Spaces

Suppose  $U$  and  $V$  are both finite-dimensional vector spaces. Then  $U$  and  $V$  are isomorphic if and only if  $\dim(U) = \dim(V)$ . □

**Proof** ( $\Rightarrow$ ) This is just the statement proved in Theorem IVSED [499].



( $\Leftarrow$ ) This is the advertised converse of Theorem IVSED [499]. We will assume  $U$  and  $V$  have equal dimension and discover that they are isomorphic vector spaces. Let  $n$  be the common dimension of  $U$  and  $V$ . Then by Theorem CFDVS [517] there are isomorphisms  $T: U \mapsto \mathbb{C}^n$  and  $S: V \mapsto \mathbb{C}^n$ .

$T$  is therefore an invertible linear transformation by Definition IVS [498]. Similarly,  $S$  is an invertible linear transformation, and so  $S^{-1}$  is an invertible linear transformation (Theorem IILT [494]). The composition of invertible linear transformations is again invertible (Theorem CIVLT [497]) so the composition of  $S^{-1}$  with  $T$  is invertible. Then  $(S^{-1} \circ T): U \mapsto V$  is an invertible linear transformation from  $U$  to  $V$  and Definition IVS [498] says  $U$  and  $V$  are isomorphic. ■

### Example MIVS

#### Multiple isomorphic vector spaces

$\mathbb{C}^{10}$ ,  $P_9$ ,  $M_{2,5}$  and  $M_{5,2}$  are all vector spaces and each has dimension 10. By Theorem IFDVS [517] each is isomorphic to any other.

The subspace of  $M_{4,4}$  that contains all the symmetric matrices (Definition SYM [181]) has dimension 10, so this subspace is also isomorphic to each of the four vector spaces above. ☒

## Subsection CP

### Coordinatization Principle

With  $\rho_B$  available as an invertible linear transformation, we can translate between vectors in a vector space  $U$  of dimension  $m$  and  $\mathbb{C}^m$ . Furthermore, as a linear transformation,  $\rho_B$  respects the addition and scalar multiplication in  $U$ , while  $\rho_B^{-1}$  respects the addition and scalar multiplication in  $\mathbb{C}^m$ . Since our definitions of linear independence, spans, bases and dimension are all built up from linear combinations, we will finally be able to translate fundamental properties between abstract vector spaces ( $U$ ) and concrete vector spaces ( $\mathbb{C}^m$ ).

#### Theorem CLI

##### Coordinatization and Linear Independence

Suppose that  $U$  is a vector space with a basis  $B$  of size  $n$ . Then  $S = \{\mathbf{u}_1, \mathbf{u}_2, \mathbf{u}_3, \dots, \mathbf{u}_k\}$  is a linearly independent subset of  $U$  if and only if  $R = \{\rho_B(\mathbf{u}_1), \rho_B(\mathbf{u}_2), \rho_B(\mathbf{u}_3), \dots, \rho_B(\mathbf{u}_k)\}$  is a linearly independent subset of  $\mathbb{C}^n$ . □

**Proof** The linear transformation  $\rho_B$  is an isomorphism between  $U$  and  $\mathbb{C}^n$  (Theorem VRILT [517]). As an invertible linear transformation,  $\rho_B$  is an injective linear transformation (Theorem ILTIS [494]), and  $\rho_B^{-1}$  is also an injective linear transformation (Theorem IILT [494], Theorem ILTIS [494]).

( $\Rightarrow$ ) Since  $\rho_B$  is an injective linear transformation and  $S$  is linearly independent, Theorem ILTLI [468] says that  $R$  is linearly independent.

( $\Leftarrow$ ) If we apply  $\rho_B^{-1}$  to each element of  $R$ , we will create the set  $S$ . Since we are assuming  $R$  is linearly independent and  $\rho_B^{-1}$  is injective, Theorem ILTLI [468] says that  $S$  is linearly independent. ■

#### Theorem CSS

##### Coordinatization and Spanning Sets

Suppose that  $U$  is a vector space with a basis  $B$  of size  $n$ . Then  $\mathbf{u} \in \langle \{\mathbf{u}_1, \mathbf{u}_2, \mathbf{u}_3, \dots, \mathbf{u}_k\} \rangle$  if and only if  $\rho_B(\mathbf{u}) \in \langle \{\rho_B(\mathbf{u}_1), \rho_B(\mathbf{u}_2), \rho_B(\mathbf{u}_3), \dots, \rho_B(\mathbf{u}_k)\} \rangle$ . □

**Proof** ( $\Rightarrow$ ) Suppose  $\mathbf{u} \in \langle \{\mathbf{u}_1, \mathbf{u}_2, \mathbf{u}_3, \dots, \mathbf{u}_k\} \rangle$ . Then there are scalars,  $a_1, a_2, a_3, \dots, a_k$ , such that

$$\mathbf{u} = a_1\mathbf{u}_1 + a_2\mathbf{u}_2 + a_3\mathbf{u}_3 + \cdots + a_k\mathbf{u}_k$$

Then,

$$\rho_B(\mathbf{u}) = \rho_B(a_1\mathbf{u}_1 + a_2\mathbf{u}_2 + a_3\mathbf{u}_3 + \cdots + a_k\mathbf{u}_k)$$

$$= a_1\rho_B(\mathbf{u}_1) + a_2\rho_B(\mathbf{u}_2) + a_3\rho_B(\mathbf{u}_3) + \cdots + a_k\rho_B(\mathbf{u}_k) \quad \text{Theorem LTLC [446]}$$

which says that  $\rho_B(\mathbf{u}) \in \langle \{\rho_B(\mathbf{u}_1), \rho_B(\mathbf{u}_2), \rho_B(\mathbf{u}_3), \dots, \rho_B(\mathbf{u}_k)\} \rangle$ .

( $\Leftarrow$ ) Suppose that  $\rho_B(\mathbf{u}) \in \langle \{\rho_B(\mathbf{u}_1), \rho_B(\mathbf{u}_2), \rho_B(\mathbf{u}_3), \dots, \rho_B(\mathbf{u}_k)\} \rangle$ . Then there are scalars  $b_1, b_2, b_3, \dots, b_k$  such that

$$\rho_B(\mathbf{u}) = b_1\rho_B(\mathbf{u}_1) + b_2\rho_B(\mathbf{u}_2) + b_3\rho_B(\mathbf{u}_3) + \cdots + b_k\rho_B(\mathbf{u}_k)$$

Recall that  $\rho_B$  is invertible (Theorem VRILT [517]), so

$$\begin{aligned} \mathbf{u} &= I_U(\mathbf{u}) && \text{Definition IDLT [491]} \\ &= (\rho_B^{-1} \circ \rho_B)(\mathbf{u}) && \text{Definition IVLT [491]} \\ &= \rho_B^{-1}(\rho_B(\mathbf{u})) && \text{Definition LTC [453]} \\ &= \rho_B^{-1}(b_1\rho_B(\mathbf{u}_1) + b_2\rho_B(\mathbf{u}_2) + b_3\rho_B(\mathbf{u}_3) + \cdots + b_k\rho_B(\mathbf{u}_k)) \\ &= b_1\rho_B^{-1}(\rho_B(\mathbf{u}_1)) + b_2\rho_B^{-1}(\rho_B(\mathbf{u}_2)) + b_3\rho_B^{-1}(\rho_B(\mathbf{u}_3)) \\ &\quad + \cdots + b_k\rho_B^{-1}(\rho_B(\mathbf{u}_k)) && \text{Theorem LTLC [446]} \\ &= b_1I_U(\mathbf{u}_1) + b_2I_U(\mathbf{u}_2) + b_3I_U(\mathbf{u}_3) + \cdots + b_kI_U(\mathbf{u}_k) && \text{Definition IVLT [491]} \\ &= b_1\mathbf{u}_1 + b_2\mathbf{u}_2 + b_3\mathbf{u}_3 + \cdots + b_k\mathbf{u}_k && \text{Definition IDLT [491]} \end{aligned}$$

which says that  $\mathbf{u} \in \langle \{\mathbf{u}_1, \mathbf{u}_2, \mathbf{u}_3, \dots, \mathbf{u}_k\} \rangle$ . ■

Here's a fairly simple example that illustrates a very, very important idea.

### Example CP2

#### Coordinatizing in $P_2$

In Example VRP2 [515] we needed to know that

$$D = \{-2 - x + 3x^2, 1 - 2x^2, 5 + 4x + x^2\}$$

is a basis for  $P_2$ . With Theorem CLI [518] and Theorem CSS [518] this task is much easier. First, choose a known basis for  $P_2$ , a basis that forms vector representations easily. We will choose

$$B = \{1, x, x^2\}$$

Now, form the subset of  $\mathbb{C}^3$  that is the result of applying  $\rho_B$  to each element of  $D$ ,

$$F = \{\rho_B(-2 - x + 3x^2), \rho_B(1 - 2x^2), \rho_B(5 + 4x + x^2)\} = \left\{ \begin{bmatrix} -2 \\ -1 \\ 3 \end{bmatrix}, \begin{bmatrix} 1 \\ 0 \\ -2 \end{bmatrix}, \begin{bmatrix} 5 \\ 4 \\ 1 \end{bmatrix} \right\}$$

and ask if  $F$  is a linearly independent spanning set for  $\mathbb{C}^3$ . This is easily seen to be the case by forming a matrix  $A$  whose columns are the vectors of  $F$ , row-reducing  $A$  to the identity matrix  $I_3$ , and then using the nonsingularity of  $A$  to assert that  $F$  is a basis for  $\mathbb{C}^3$  (Theorem CNMB [322]). Now, since  $F$  is a basis for  $\mathbb{C}^3$ , Theorem CLI [518] and Theorem CSS [518] tell us that  $D$  is also a basis for  $P_2$ . □

Example CP2 [519] illustrates the broad notion that computations in abstract vector spaces can be reduced to computations in  $\mathbb{C}^m$ . You may have noticed this phenomenon as you worked through examples in Chapter VS [272] or Chapter LT [437] employing vector spaces of matrices or polynomials. These computations seemed to invariably result in systems of equations or the like from Chapter SLE [2], Chapter V [81] and Chapter M [178]. It is vector representation,  $\rho_B$ , that allows us to make this connection formal and precise.

Knowing that vector representation allows us to translate questions about linear combinations, linear independence and spans from general vector spaces to  $\mathbb{C}^m$  allows us to prove a great many theorems about how to translate other properties. Rather than prove these theorems, each of the same style as the other, we will offer some general guidance about how to best employ Theorem VRLT [512], Theorem CLI [518] and Theorem CSS [518]. This comes in the form of a “principle”: a basic truth, but most definitely not a theorem (hence, no proof).

**The Coordinatization Principle** Suppose that  $U$  is a vector space with a basis  $B$  of size  $n$ . Then any question about  $U$ , or its elements, which ultimately depends on the vector addition or scalar multiplication in  $U$ , or depends on linear independence or spanning, may be translated into the same question in  $\mathbb{C}^n$  by application of the linear transformation  $\rho_B$  to the relevant vectors. Once the question is answered in  $\mathbb{C}^n$ , the answer may be translated back to  $U$  (if necessary) through application of the inverse linear transformation  $\rho_B^{-1}$ .

**Example CM32**

**Coordinatization in  $M_{32}$**

This is a simple example of the Coordinatization Principle [520], depending only on the fact that coordinatizing is an invertible linear transformation (Theorem VRILT [517]). Suppose we have a linear combination to perform in  $M_{32}$ , the vector space of  $3 \times 2$  matrices, but we are adverse to doing the operations of  $M_{32}$  (Definition MA [178], Definition MSM [179]). More specifically, suppose we are faced with the computation

$$6 \begin{bmatrix} 3 & 7 \\ -2 & 4 \\ 0 & -3 \end{bmatrix} + 2 \begin{bmatrix} -1 & 3 \\ 4 & 8 \\ -2 & 5 \end{bmatrix}$$

We choose a nice basis for  $M_{32}$  (or a nasty basis if we are so inclined),

$$B = \left\{ \begin{bmatrix} 1 & 0 \\ 0 & 0 \\ 0 & 0 \end{bmatrix}, \begin{bmatrix} 0 & 0 \\ 1 & 0 \\ 0 & 0 \end{bmatrix}, \begin{bmatrix} 0 & 0 \\ 0 & 0 \\ 1 & 0 \end{bmatrix}, \begin{bmatrix} 0 & 1 \\ 0 & 0 \\ 0 & 0 \end{bmatrix}, \begin{bmatrix} 0 & 0 \\ 0 & 1 \\ 0 & 0 \end{bmatrix}, \begin{bmatrix} 0 & 0 \\ 0 & 0 \\ 0 & 1 \end{bmatrix} \right\}$$

and apply  $\rho_B$  to each vector in the linear combination. This gives us a new computation, now in the vector space  $\mathbb{C}^6$ ,

$$6 \begin{bmatrix} 3 \\ -2 \\ 0 \\ 7 \\ 4 \\ -3 \end{bmatrix} + 2 \begin{bmatrix} -1 \\ 4 \\ -2 \\ 3 \\ 8 \\ 5 \end{bmatrix}$$

which we can compute with the operations of  $\mathbb{C}^6$  (Definition CVA [82], Definition CVSM [83]), to arrive at

$$\begin{bmatrix} 16 \\ -4 \\ -4 \\ 48 \\ 40 \\ -8 \end{bmatrix}$$

We are after the result of a computation in  $M_{32}$ , so we now can apply  $\rho_B^{-1}$  to obtain a  $3 \times 2$  matrix,

$$16 \begin{bmatrix} 1 & 0 \\ 0 & 0 \\ 0 & 0 \end{bmatrix} + (-4) \begin{bmatrix} 0 & 0 \\ 1 & 0 \\ 0 & 0 \end{bmatrix} + (-4) \begin{bmatrix} 0 & 0 \\ 0 & 0 \\ 1 & 0 \end{bmatrix} + 48 \begin{bmatrix} 0 & 1 \\ 0 & 0 \\ 0 & 0 \end{bmatrix} + 40 \begin{bmatrix} 0 & 0 \\ 0 & 1 \\ 0 & 0 \end{bmatrix} + (-8) \begin{bmatrix} 0 & 0 \\ 0 & 0 \\ 0 & 1 \end{bmatrix} = \begin{bmatrix} 16 & 48 \\ -4 & 40 \\ -4 & -8 \end{bmatrix}$$

which is exactly the matrix we would have computed had we just performed the matrix operations in the first place. So this was not meant to be an *easier* way to compute a linear combination of two matrices, just a *different* way. ⊠

**Subsection READ**  
**Reading Questions**

1. The vector space of  $3 \times 5$  matrices,  $M_{3,5}$  is isomorphic to what fundamental vector space?

2. A basis for  $\mathbb{C}^3$  is

$$B = \left\{ \begin{bmatrix} 1 \\ 2 \\ -1 \end{bmatrix}, \begin{bmatrix} 3 \\ -1 \\ 2 \end{bmatrix}, \begin{bmatrix} 1 \\ 1 \\ 1 \end{bmatrix} \right\}$$

Compute  $\rho_B \left( \begin{bmatrix} 5 \\ 8 \\ -1 \end{bmatrix} \right)$ .

3. What is the first “surprise,” and why is it surprising?

## Subsection EXC

### Exercises

---

**C10** In the vector space  $\mathbb{C}^3$ , compute the vector representation  $\rho_B(\mathbf{v})$  for the basis  $B$  and vector  $\mathbf{v}$  below.

$$B = \left\{ \begin{bmatrix} 2 \\ -2 \\ 2 \end{bmatrix}, \begin{bmatrix} 1 \\ 3 \\ 1 \end{bmatrix}, \begin{bmatrix} 3 \\ 5 \\ 2 \end{bmatrix} \right\} \quad \mathbf{v} = \begin{bmatrix} 11 \\ 5 \\ 8 \end{bmatrix}$$

Contributed by Robert Beezer Solution [523]

**C20** Rework Example CM32 [520] replacing the basis  $B$  by the basis

$$C = \left\{ \begin{bmatrix} -14 & -9 \\ 10 & 10 \\ -6 & -2 \end{bmatrix}, \begin{bmatrix} -7 & -4 \\ 5 & 5 \\ -3 & -1 \end{bmatrix}, \begin{bmatrix} -3 & -1 \\ 0 & -2 \\ 1 & 1 \end{bmatrix}, \begin{bmatrix} -7 & -4 \\ 3 & 2 \\ -1 & 0 \end{bmatrix}, \begin{bmatrix} 4 & 2 \\ -3 & -3 \\ 2 & 1 \end{bmatrix}, \begin{bmatrix} 0 & 0 \\ -1 & -2 \\ 1 & 1 \end{bmatrix} \right\}$$

Contributed by Robert Beezer Solution [523]

**M10** Prove that the set  $S$  below is a basis for the vector space of  $2 \times 2$  matrices,  $M_{22}$ . Do this choosing a natural basis for  $M_{22}$  and coordinatizing the elements of  $S$  with respect to this basis. Examine the resulting set of column vectors from  $\mathbb{C}^4$  and apply the Coordinatization Principle [520].

$$S = \left\{ \begin{bmatrix} 33 & 99 \\ 78 & -9 \end{bmatrix}, \begin{bmatrix} -16 & -47 \\ -36 & 2 \end{bmatrix}, \begin{bmatrix} 10 & 27 \\ 17 & 3 \end{bmatrix}, \begin{bmatrix} -2 & -7 \\ -6 & 4 \end{bmatrix} \right\}$$

Contributed by Andy Zimmer

## Subsection SOL Solutions

**C10** Contributed by Robert Beezer Statement [522]

We need to express the vector  $\mathbf{v}$  as a linear combination of the vectors in  $B$ . Theorem VRRB [309] tells us we will be able to do this, and do it uniquely. The vector equation

$$a_1 \begin{bmatrix} 2 \\ -2 \\ 2 \end{bmatrix} + a_2 \begin{bmatrix} 1 \\ 3 \\ 1 \end{bmatrix} + a_3 \begin{bmatrix} 3 \\ 5 \\ 2 \end{bmatrix} = \begin{bmatrix} 11 \\ 5 \\ 8 \end{bmatrix}$$

becomes (via Theorem SLSLC [91]) a system of linear equations with augmented matrix,

$$\left[ \begin{array}{cccc|c} 2 & 1 & 3 & 11 \\ -2 & 3 & 5 & 5 \\ 2 & 1 & 2 & 8 \end{array} \right]$$

This system has the unique solution  $a_1 = 2$ ,  $a_2 = -2$ ,  $a_3 = 3$ . So by Definition VR [512],

$$\rho_B(\mathbf{v}) = \rho_B \left( \begin{bmatrix} 11 \\ 5 \\ 8 \end{bmatrix} \right) = \rho_B \left( 2 \begin{bmatrix} 2 \\ -2 \\ 2 \end{bmatrix} + (-2) \begin{bmatrix} 1 \\ 3 \\ 1 \end{bmatrix} + 3 \begin{bmatrix} 3 \\ 5 \\ 2 \end{bmatrix} \right) = \begin{bmatrix} 2 \\ -2 \\ 3 \end{bmatrix}$$

**C20** Contributed by Robert Beezer Statement [522]

The following computations replicate the computations given in Example CM32 [520], only using the basis  $C$ .

$$\rho_C \left( \begin{bmatrix} 3 & 7 \\ -2 & 4 \\ 0 & -3 \end{bmatrix} \right) = \begin{bmatrix} -9 \\ 12 \\ -6 \\ 7 \\ -2 \\ -1 \end{bmatrix} \qquad \rho_C \left( \begin{bmatrix} -1 & 3 \\ 4 & 8 \\ -2 & 5 \end{bmatrix} \right) = \begin{bmatrix} -11 \\ 34 \\ -4 \\ -1 \\ 16 \\ 5 \end{bmatrix}$$

$$6 \begin{bmatrix} -9 \\ 12 \\ -6 \\ 7 \\ -2 \\ -1 \end{bmatrix} + 2 \begin{bmatrix} -11 \\ 34 \\ -4 \\ -1 \\ 16 \\ 5 \end{bmatrix} = \begin{bmatrix} -76 \\ 140 \\ -44 \\ 40 \\ 20 \\ 4 \end{bmatrix} \qquad \rho_C^{-1} \left( \begin{bmatrix} -76 \\ 140 \\ -44 \\ 40 \\ 20 \\ 4 \end{bmatrix} \right) = \begin{bmatrix} 16 & 48 \\ -4 & 30 \\ -4 & -8 \end{bmatrix}$$

## Section MR

### Matrix Representations

We have seen that linear transformations whose domain and codomain are vector spaces of columns vectors have a close relationship with matrices (Theorem MBLT [443], Theorem MLTCV [444]). In this section, we will extend the relationship between matrices and linear transformations to the setting of linear transformations between abstract vector spaces.

#### Definition MR

##### Matrix Representation

Suppose that  $T: U \mapsto V$  is a linear transformation,  $B = \{\mathbf{u}_1, \mathbf{u}_2, \mathbf{u}_3, \dots, \mathbf{u}_n\}$  is a basis for  $U$  of size  $n$ , and  $C$  is a basis for  $V$  of size  $m$ . Then the **matrix representation** of  $T$  relative to  $B$  and  $C$  is the  $m \times n$  matrix,

$$M_{B,C}^T = [\rho_C(T(\mathbf{u}_1)) \mid \rho_C(T(\mathbf{u}_2)) \mid \rho_C(T(\mathbf{u}_3)) \mid \dots \mid \rho_C(T(\mathbf{u}_n))]$$

(This definition contains Notation MR.)

△

#### Example OLTTR

##### One linear transformation, three representations

Consider the linear transformation

$$S: P_3 \mapsto M_{22}, \quad S(a + bx + cx^2 + dx^3) = \begin{bmatrix} 3a + 7b - 2c - 5d & 8a + 14b - 2c - 11d \\ -4a - 8b + 2c + 6d & 12a + 22b - 4c - 17d \end{bmatrix}$$

First, we build a representation relative to the bases,

$$B = \{1 + 2x + x^2 - x^3, 1 + 3x + x^2 + x^3, -1 - 2x + 2x^3, 2 + 3x + 2x^2 - 5x^3\}$$

$$C = \left\{ \begin{bmatrix} 1 & 1 \\ 1 & 2 \end{bmatrix}, \begin{bmatrix} 2 & 3 \\ 2 & 5 \end{bmatrix}, \begin{bmatrix} -1 & -1 \\ 0 & -2 \end{bmatrix}, \begin{bmatrix} -1 & -4 \\ -2 & -4 \end{bmatrix} \right\}$$

We evaluate  $S$  with each element of the basis for the domain,  $B$ , and coordinatize the result relative to the vectors in the basis for the codomain,  $C$ .

$$\begin{aligned} \rho_C(S(1 + 2x + x^2 - x^3)) &= \rho_C \left( \begin{bmatrix} 20 & 45 \\ -24 & 69 \end{bmatrix} \right) \\ &= \rho_C \left( (-90) \begin{bmatrix} 1 & 1 \\ 1 & 2 \end{bmatrix} + 37 \begin{bmatrix} 2 & 3 \\ 2 & 5 \end{bmatrix} + (-40) \begin{bmatrix} -1 & -1 \\ 0 & -2 \end{bmatrix} + 4 \begin{bmatrix} -1 & -4 \\ -2 & -4 \end{bmatrix} \right) = \begin{bmatrix} -90 \\ 37 \\ -40 \\ 4 \end{bmatrix} \\ \rho_C(S(1 + 3x + x^2 + x^3)) &= \rho_C \left( \begin{bmatrix} 17 & 37 \\ -20 & 57 \end{bmatrix} \right) \\ &= \rho_C \left( (-72) \begin{bmatrix} 1 & 1 \\ 1 & 2 \end{bmatrix} + 29 \begin{bmatrix} 2 & 3 \\ 2 & 5 \end{bmatrix} + (-34) \begin{bmatrix} -1 & -1 \\ 0 & -2 \end{bmatrix} + 3 \begin{bmatrix} -1 & -4 \\ -2 & -4 \end{bmatrix} \right) = \begin{bmatrix} -72 \\ 29 \\ -34 \\ 3 \end{bmatrix} \\ \rho_C(S(-1 - 2x + 2x^3)) &= \rho_C \left( \begin{bmatrix} -27 & -58 \\ 32 & -90 \end{bmatrix} \right) \\ &= \rho_C \left( 114 \begin{bmatrix} 1 & 1 \\ 1 & 2 \end{bmatrix} + (-46) \begin{bmatrix} 2 & 3 \\ 2 & 5 \end{bmatrix} + 54 \begin{bmatrix} -1 & -1 \\ 0 & -2 \end{bmatrix} + (-5) \begin{bmatrix} -1 & -4 \\ -2 & -4 \end{bmatrix} \right) = \begin{bmatrix} 114 \\ -46 \\ 54 \\ -5 \end{bmatrix} \end{aligned}$$

$$\begin{aligned}\rho_C(S(2+3x+2x^2-5x^3)) &= \rho_C\left(\begin{bmatrix} 48 & 109 \\ -58 & 167 \end{bmatrix}\right) \\ &= \rho_C\left((-220)\begin{bmatrix} 1 & 1 \\ 1 & 2 \end{bmatrix} + 91\begin{bmatrix} 2 & 3 \\ 2 & 5 \end{bmatrix} + (-96)\begin{bmatrix} -1 & -1 \\ 0 & -2 \end{bmatrix} + 10\begin{bmatrix} -1 & -4 \\ -2 & -4 \end{bmatrix}\right) = \begin{bmatrix} -220 \\ 91 \\ -96 \\ 10 \end{bmatrix}\end{aligned}$$

Thus, employing Definition MR [524]

$$M_{B,C}^S = \begin{bmatrix} -90 & -72 & 114 & -220 \\ 37 & 29 & -46 & 91 \\ -40 & -34 & 54 & -96 \\ 4 & 3 & -5 & 10 \end{bmatrix}$$

Often we use “nice” bases to build matrix representations and the work involved is much easier. Suppose we take bases

$$D = \{1, x, x^2, x^3\} \quad E = \left\{ \begin{bmatrix} 1 & 0 \\ 0 & 0 \end{bmatrix}, \begin{bmatrix} 0 & 1 \\ 0 & 0 \end{bmatrix}, \begin{bmatrix} 0 & 0 \\ 1 & 0 \end{bmatrix}, \begin{bmatrix} 0 & 0 \\ 0 & 1 \end{bmatrix} \right\}$$

The evaluation of  $S$  at the elements of  $D$  is easy and coordinatization relative to  $E$  can be done on sight,

$$\begin{aligned}\rho_E(S(1)) &= \rho_E\left(\begin{bmatrix} 3 & 8 \\ -4 & 12 \end{bmatrix}\right) \\ &= \rho_E\left(3\begin{bmatrix} 1 & 0 \\ 0 & 0 \end{bmatrix} + 8\begin{bmatrix} 0 & 1 \\ 0 & 0 \end{bmatrix} + (-4)\begin{bmatrix} 0 & 0 \\ 1 & 0 \end{bmatrix} + 12\begin{bmatrix} 0 & 0 \\ 0 & 1 \end{bmatrix}\right) = \begin{bmatrix} 3 \\ 8 \\ -4 \\ 12 \end{bmatrix}\end{aligned}$$

$$\begin{aligned}\rho_E(S(x)) &= \rho_E\left(\begin{bmatrix} 7 & 14 \\ -8 & 22 \end{bmatrix}\right) \\ &= \rho_E\left(7\begin{bmatrix} 1 & 0 \\ 0 & 0 \end{bmatrix} + 14\begin{bmatrix} 0 & 1 \\ 0 & 0 \end{bmatrix} + (-8)\begin{bmatrix} 0 & 0 \\ 1 & 0 \end{bmatrix} + 22\begin{bmatrix} 0 & 0 \\ 0 & 1 \end{bmatrix}\right) = \begin{bmatrix} 7 \\ 14 \\ -8 \\ 22 \end{bmatrix}\end{aligned}$$

$$\begin{aligned}\rho_E(S(x^2)) &= \rho_E\left(\begin{bmatrix} -2 & -2 \\ 2 & -4 \end{bmatrix}\right) \\ &= \rho_E\left((-2)\begin{bmatrix} 1 & 0 \\ 0 & 0 \end{bmatrix} + (-2)\begin{bmatrix} 0 & 1 \\ 0 & 0 \end{bmatrix} + 2\begin{bmatrix} 0 & 0 \\ 1 & 0 \end{bmatrix} + (-4)\begin{bmatrix} 0 & 0 \\ 0 & 1 \end{bmatrix}\right) = \begin{bmatrix} -2 \\ -2 \\ 2 \\ -4 \end{bmatrix}\end{aligned}$$

$$\begin{aligned}\rho_E(S(x^3)) &= \rho_E\left(\begin{bmatrix} -5 & -11 \\ 6 & -17 \end{bmatrix}\right) \\ &= \rho_E\left((-5)\begin{bmatrix} 1 & 0 \\ 0 & 0 \end{bmatrix} + (-11)\begin{bmatrix} 0 & 1 \\ 0 & 0 \end{bmatrix} + 6\begin{bmatrix} 0 & 0 \\ 1 & 0 \end{bmatrix} + (-17)\begin{bmatrix} 0 & 0 \\ 0 & 1 \end{bmatrix}\right) = \begin{bmatrix} -5 \\ -11 \\ 6 \\ -17 \end{bmatrix}\end{aligned}$$

So the matrix representation of  $S$  relative to  $D$  and  $E$  is

$$M_{D,E}^S = \begin{bmatrix} 3 & 7 & -2 & -5 \\ 8 & 14 & -2 & -11 \\ -4 & -8 & 2 & 6 \\ 12 & 22 & -4 & -17 \end{bmatrix}$$



One more time, but now let's use bases

$$F = \{1 + x - x^2 + 2x^3, -1 + 2x + 2x^3, 2 + x - 2x^2 + 3x^3, 1 + x + 2x^3\}$$

$$G = \left\{ \begin{bmatrix} 1 & 1 \\ -1 & 2 \end{bmatrix}, \begin{bmatrix} -1 & 2 \\ 0 & 2 \end{bmatrix}, \begin{bmatrix} 2 & 1 \\ -2 & 3 \end{bmatrix}, \begin{bmatrix} 1 & 1 \\ 0 & 2 \end{bmatrix} \right\}$$

and evaluate  $S$  with the elements of  $F$ , then coordinatize the results relative to  $G$ ,

$$\rho_G(S(1 + x - x^2 + 2x^3)) = \rho_G\left(\begin{bmatrix} 2 & 2 \\ -2 & 4 \end{bmatrix}\right) = \rho_G\left(2 \begin{bmatrix} 1 & 1 \\ -1 & 2 \end{bmatrix}\right) = \begin{bmatrix} 2 \\ 0 \\ 0 \\ 0 \end{bmatrix}$$

$$\rho_G(S(-1 + 2x + 2x^3)) = \rho_G\left(\begin{bmatrix} 1 & -2 \\ 0 & -2 \end{bmatrix}\right) = \rho_G\left((-1) \begin{bmatrix} -1 & 2 \\ 0 & 2 \end{bmatrix}\right) = \begin{bmatrix} 0 \\ -1 \\ 0 \\ 0 \end{bmatrix}$$

$$\rho_G(S(2 + x - 2x^2 + 3x^3)) = \rho_G\left(\begin{bmatrix} 2 & 1 \\ -2 & 3 \end{bmatrix}\right) = \rho_G\left(\begin{bmatrix} 2 & 1 \\ -2 & 3 \end{bmatrix}\right) = \begin{bmatrix} 0 \\ 1 \\ 1 \\ 0 \end{bmatrix}$$

$$\rho_G(S(1 + x + 2x^3)) = \rho_G\left(\begin{bmatrix} 0 & 0 \\ 0 & 0 \end{bmatrix}\right) = \rho_G\left(0 \begin{bmatrix} 1 & 1 \\ 0 & 2 \end{bmatrix}\right) = \begin{bmatrix} 0 \\ 0 \\ 0 \\ 0 \end{bmatrix}$$

So we arrive at an especially economical matrix representation,

$$M_{F,G}^S = \begin{bmatrix} 2 & 0 & 0 & 0 \\ 0 & -1 & 0 & 0 \\ 0 & 0 & 1 & 0 \\ 0 & 0 & 0 & 0 \end{bmatrix}$$

⊠

We may choose to use whatever terms we want when we make a definition. Some are arbitrary, while others make sense, but only in light of subsequent theorems. Matrix representation is in the latter category. We begin with a linear transformation and produce a matrix. So what? Here's the theorem that *justifies* the term "matrix representation."

### Theorem FTMR

#### Fundamental Theorem of Matrix Representation

Suppose that  $T: U \mapsto V$  is a linear transformation,  $B$  is a basis for  $U$ ,  $C$  is a basis for  $V$  and  $M_{B,C}^T$  is the matrix representation of  $T$  relative to  $B$  and  $C$ . Then, for any  $\mathbf{u} \in U$ ,

$$\rho_C(T(\mathbf{u})) = M_{B,C}^T(\rho_B(\mathbf{u}))$$

or equivalently

$$T(\mathbf{u}) = \rho_C^{-1}(M_{B,C}^T(\rho_B(\mathbf{u})))$$

□

**Proof** Let  $B = \{\mathbf{u}_1, \mathbf{u}_2, \mathbf{u}_3, \dots, \mathbf{u}_n\}$  be the basis of  $U$ . Since  $\mathbf{u} \in U$ , there are scalars  $a_1, a_2, a_3, \dots, a_n$  such that

$$\mathbf{u} = a_1\mathbf{u}_1 + a_2\mathbf{u}_2 + a_3\mathbf{u}_3 + \dots + a_n\mathbf{u}_n$$

Then,

$$\begin{aligned}
 & M_{B,C}^T \rho_B(\mathbf{u}) \\
 &= [\rho_C(T(\mathbf{u}_1)) \mid \rho_C(T(\mathbf{u}_2)) \mid \rho_C(T(\mathbf{u}_3)) \mid \dots \mid \rho_C(T(\mathbf{u}_n))] \rho_B(\mathbf{u}) && \text{Definition MR [524]} \\
 &= [\rho_C(T(\mathbf{u}_1)) \mid \rho_C(T(\mathbf{u}_2)) \mid \rho_C(T(\mathbf{u}_3)) \mid \dots \mid \rho_C(T(\mathbf{u}_n))] \begin{bmatrix} a_1 \\ a_2 \\ a_3 \\ \vdots \\ a_n \end{bmatrix} && \text{Definition VR [512]} \\
 &= a_1 \rho_C(T(\mathbf{u}_1)) + a_2 \rho_C(T(\mathbf{u}_2)) + \dots + a_n \rho_C(T(\mathbf{u}_n)) && \text{Definition MVP [190]} \\
 &= \rho_C(a_1 T(\mathbf{u}_1) + a_2 T(\mathbf{u}_2) + a_3 T(\mathbf{u}_3) + \dots + a_n T(\mathbf{u}_n)) && \text{Theorem LTLC [446]} \\
 &= \rho_C(T(a_1 \mathbf{u}_1 + a_2 \mathbf{u}_2 + a_3 \mathbf{u}_3 + \dots + a_n \mathbf{u}_n)) && \text{Theorem LTLC [446]} \\
 &= \rho_C(T(\mathbf{u}))
 \end{aligned}$$

The alternative conclusion is obtained as

$$\begin{aligned}
 T(\mathbf{u}) &= I_V(T(\mathbf{u})) && \text{Definition IDLT [491]} \\
 &= (\rho_C^{-1} \circ \rho_C)(T(\mathbf{u})) && \text{Definition IVLT [491]} \\
 &= \rho_C^{-1}(\rho_C(T(\mathbf{u}))) && \text{Definition LTC [453]} \\
 &= \rho_C^{-1}(M_{B,C}^T(\rho_B(\mathbf{u})))
 \end{aligned}$$

■

This theorem says that we can apply  $T$  to  $\mathbf{u}$  and coordinatize the result relative to  $C$  in  $V$ , or we can first coordinatize  $\mathbf{u}$  relative to  $B$  in  $U$ , then multiply by the matrix representation. Either way, the result is the same. So the effect of a linear transformation can always be accomplished by a matrix-vector product (Definition MVP [190]). That’s important enough to say again. The effect of a linear transformation is a matrix-vector product.

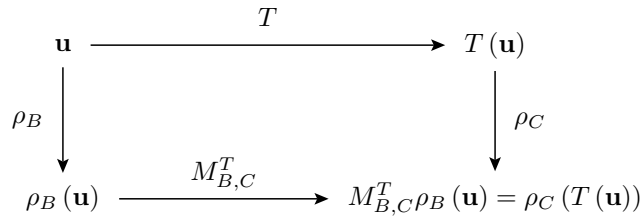


Diagram FTMR. Fundamental Theorem of Matrix Representations

The alternative conclusion of this result might be even more striking. It says that to effect a linear transformation ( $T$ ) of a vector ( $\mathbf{u}$ ), coordinatize the input (with  $\rho_B$ ), do a matrix-vector product (with  $M_{B,C}^T$ ), and un-coordinatize the result (with  $\rho_C^{-1}$ ). So, absent some bookkeeping about vector representations, a linear transformation *is* a matrix. To adjust the diagram, we “reverse” the arrow on the right, which means inverting the vector representation  $\rho_C$  on  $V$ . Now we can go directly across the top of the diagram, computing the linear transformation between the abstract vector spaces. Or, we can around the other three sides, using vector representation, a matrix-vector product, followed by un-coordinatization.

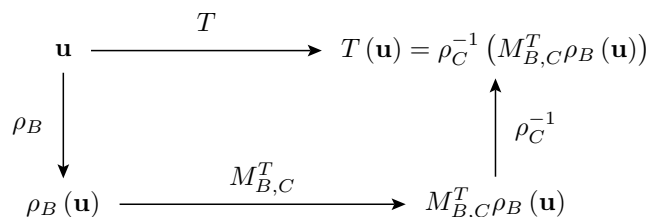


Diagram FTMRA. Fundamental Theorem of Matrix Representations (Alternate)

Here's an example to illustrate how the "action" of a linear transformation can be effected by matrix multiplication.

### Example ALTMM

#### A linear transformation as matrix multiplication

In Example OLTTR [524] we found three representations of the linear transformation  $S$ . In this example, we will compute a single output of  $S$  in four different ways. First "normally," then three times over using Theorem FTMR [526].

Choose  $p(x) = 3 - x + 2x^2 - 5x^3$ , for no particular reason. Then the straightforward application of  $S$  to  $p(x)$  yields

$$\begin{aligned} S(p(x)) &= S(3 - x + 2x^2 - 5x^3) \\ &= \begin{bmatrix} 3(3) + 7(-1) - 2(2) - 5(-5) & 8(3) + 14(-1) - 2(2) - 11(-5) \\ -4(3) - 8(-1) + 2(2) + 6(-5) & 12(3) + 22(-1) - 4(2) - 17(-5) \end{bmatrix} \\ &= \begin{bmatrix} 23 & 61 \\ -30 & 91 \end{bmatrix} \end{aligned}$$

Now use the representation of  $S$  relative to the bases  $B$  and  $C$  and Theorem FTMR [526]. Note that we will employ the following linear combination in moving from the second line to the third,

$$\begin{aligned} 3 - x + 2x^2 - 5x^3 &= 48(1 + 2x + x^2 - x^3) + (-20)(1 + 3x + x^2 + x^3) + \\ &\quad (-1)(-1 - 2x + 2x^3) + (-13)(2 + 3x + 2x^2 - 5x^3) \end{aligned}$$

$$\begin{aligned} S(p(x)) &= \rho_C^{-1} (M_{B,C}^S \rho_B(p(x))) \\ &= \rho_C^{-1} (M_{B,C}^S (3 - x + 2x^2 - 5x^3)) \\ &= \rho_C^{-1} \left( M_{B,C}^S \begin{bmatrix} 48 \\ -20 \\ -1 \\ -13 \end{bmatrix} \right) \\ &= \rho_C^{-1} \left( \begin{bmatrix} -90 & -72 & 114 & -220 \\ 37 & 29 & -46 & 91 \\ -40 & -34 & 54 & -96 \\ 4 & 3 & -5 & 10 \end{bmatrix} \begin{bmatrix} 48 \\ -20 \\ -1 \\ -13 \end{bmatrix} \right) \\ &= \rho_C^{-1} \left( \begin{bmatrix} -134 \\ 59 \\ -46 \\ 7 \end{bmatrix} \right) \\ &= (-134) \begin{bmatrix} 1 & 1 \\ 1 & 2 \end{bmatrix} + 59 \begin{bmatrix} 2 & 3 \\ 2 & 5 \end{bmatrix} + (-46) \begin{bmatrix} -1 & -1 \\ 0 & -2 \end{bmatrix} + 7 \begin{bmatrix} -1 & -4 \\ -2 & -4 \end{bmatrix} \\ &= \begin{bmatrix} 23 & 61 \\ -30 & 91 \end{bmatrix} \end{aligned}$$

Again, but now with "nice" bases like  $D$  and  $E$ , and the computations are more transparent.

$$\begin{aligned} S(p(x)) &= \rho_E^{-1} (M_{D,E}^S \rho_D(p(x))) \\ &= \rho_E^{-1} (M_{D,E}^S (3 - x + 2x^2 - 5x^3)) \\ &= \rho_E^{-1} (M_{D,E}^S (3(1) + (-1)(x) + 2(x^2) + (-5)(x^3))) \\ &= \rho_E^{-1} \left( M_{D,E}^S \begin{bmatrix} 3 \\ -1 \\ 2 \\ -5 \end{bmatrix} \right) \end{aligned}$$

$$\begin{aligned}
&= \rho_E^{-1} \left( \begin{bmatrix} 3 & 7 & -2 & -5 \\ 8 & 14 & -2 & -11 \\ -4 & -8 & 2 & 6 \\ 12 & 22 & -4 & -17 \end{bmatrix} \begin{bmatrix} 3 \\ -1 \\ 2 \\ -5 \end{bmatrix} \right) \\
&= \rho_E^{-1} \left( \begin{bmatrix} 23 \\ 61 \\ -30 \\ 91 \end{bmatrix} \right) \\
&= 23 \begin{bmatrix} 1 & 0 \\ 0 & 0 \end{bmatrix} + 61 \begin{bmatrix} 0 & 1 \\ 0 & 0 \end{bmatrix} + (-30) \begin{bmatrix} 0 & 0 \\ 1 & 0 \end{bmatrix} + 91 \begin{bmatrix} 0 & 0 \\ 0 & 1 \end{bmatrix} \\
&= \begin{bmatrix} 23 & 61 \\ -30 & 91 \end{bmatrix}
\end{aligned}$$

OK, last time, now with the bases  $F$  and  $G$ . The coordinatizations will take some work this time, but the matrix-vector product (Definition MVP [190]) (which is the actual action of the linear transformation) will be especially easy, given the diagonal nature of the matrix representation,  $M_{F,G}^S$ . Here we go,

$$\begin{aligned}
S(p(x)) &= \rho_G^{-1} (M_{F,G}^S \rho_F(p(x))) \\
&= \rho_G^{-1} (M_{F,G}^S \rho_F(3 - x + 2x^2 - 5x^3)) \\
&= \rho_G^{-1} (M_{F,G}^S \rho_F(32(1 + x - x^2 + 2x^3) - 7(-1 + 2x + 2x^3) - 17(2 + x - 2x^2 + 3x^3) - 2(1 + x + 2x^3))) \\
&= \rho_G^{-1} \left( M_{F,G}^S \begin{bmatrix} 32 \\ -7 \\ -17 \\ -2 \end{bmatrix} \right) \\
&= \rho_G^{-1} \left( \begin{bmatrix} 2 & 0 & 0 & 0 \\ 0 & -1 & 0 & 0 \\ 0 & 0 & 1 & 0 \\ 0 & 0 & 0 & 0 \end{bmatrix} \begin{bmatrix} 32 \\ -7 \\ -17 \\ -2 \end{bmatrix} \right) \\
&= \rho_G^{-1} \left( \begin{bmatrix} 64 \\ 7 \\ -17 \\ 0 \end{bmatrix} \right) \\
&= 64 \begin{bmatrix} 1 & 1 \\ -1 & 2 \end{bmatrix} + 7 \begin{bmatrix} -1 & 2 \\ 0 & 2 \end{bmatrix} + (-17) \begin{bmatrix} 2 & 1 \\ -2 & 3 \end{bmatrix} + 0 \begin{bmatrix} 1 & 1 \\ 0 & 2 \end{bmatrix} \\
&= \begin{bmatrix} 23 & 61 \\ -30 & 91 \end{bmatrix}
\end{aligned}$$

This example is not meant to necessarily illustrate that any one of these four computations is simpler than the others. Instead, it is meant to illustrate the many different ways we can arrive at the same result, with the last three all employing a matrix representation to effect the linear transformation.  $\square$

We will use Theorem FTMR [526] frequently in the next few sections. A typical application will feel like the linear transformation  $T$  “commutes” with a vector representation,  $\rho_C$ , and as it does the transformation morphs into a matrix,  $M_{B,C}^T$ , while the vector representation changes to a new basis,  $\rho_B$ . Or vice-versa.

## Subsection NRFO

### New Representations from Old

In Subsection LT.NLTFO [451] we built new linear transformations from other linear transformations. Sums, scalar multiples and compositions. These new linear transformations will have matrix representations as well. How do the new matrix representations relate to the old matrix representations? Here are the three theorems.

#### Theorem MRSLT

##### Matrix Representation of a Sum of Linear Transformations

Suppose that  $T: U \mapsto V$  and  $S: U \mapsto V$  are linear transformations,  $B$  is a basis of  $U$  and  $C$  is a basis of  $V$ . Then

$$M_{B,C}^{T+S} = M_{B,C}^T + M_{B,C}^S$$

□

**Proof** Let  $\mathbf{x}$  be any vector in  $\mathbb{C}^n$ . Define  $\mathbf{u} \in U$  by  $\mathbf{u} = \rho_B^{-1}(\mathbf{x})$ , so  $\mathbf{x} = \rho_B(\mathbf{u})$ . Then,

$$\begin{aligned} M_{B,C}^{T+S} \mathbf{x} &= M_{B,C}^{T+S} \rho_B(\mathbf{u}) && \text{Substitution} \\ &= \rho_C((T+S)(\mathbf{u})) && \text{Theorem FTMR [526]} \\ &= \rho_C(T(\mathbf{u}) + S(\mathbf{u})) && \text{Definition LTA [451]} \\ &= \rho_C(T(\mathbf{u})) + \rho_C(S(\mathbf{u})) && \text{Definition LT [437]} \\ &= M_{B,C}^T(\rho_B(\mathbf{u})) + M_{B,C}^S(\rho_B(\mathbf{u})) && \text{Theorem FTMR [526]} \\ &= (M_{B,C}^T + M_{B,C}^S) \rho_B(\mathbf{u}) && \text{Theorem MMDAA [196]} \\ &= (M_{B,C}^T + M_{B,C}^S) \mathbf{x} && \text{Substitution} \end{aligned}$$

Since the matrices  $M_{B,C}^{T+S}$  and  $M_{B,C}^T + M_{B,C}^S$  have equal matrix-vector products for *every* vector in  $\mathbb{C}^n$ , by Theorem EMMVP [192] they are equal matrices. (Now would be a good time to double-back and study the proof of Theorem EMMVP [192]. You did promise to come back to this theorem sometime, didn't you?) ■

#### Theorem MRMLT

##### Matrix Representation of a Multiple of a Linear Transformation

Suppose that  $T: U \mapsto V$  is a linear transformation,  $\alpha \in \mathbb{C}$ ,  $B$  is a basis of  $U$  and  $C$  is a basis of  $V$ . Then

$$M_{B,C}^{\alpha T} = \alpha M_{B,C}^T$$

□

**Proof** Let  $\mathbf{x}$  be any vector in  $\mathbb{C}^n$ . Define  $\mathbf{u} \in U$  by  $\mathbf{u} = \rho_B^{-1}(\mathbf{x})$ , so  $\mathbf{x} = \rho_B(\mathbf{u})$ . Then,

$$\begin{aligned} M_{B,C}^{\alpha T} \mathbf{x} &= M_{B,C}^{\alpha T} \rho_B(\mathbf{u}) && \text{Substitution} \\ &= \rho_C((\alpha T)(\mathbf{u})) && \text{Theorem FTMR [526]} \\ &= \rho_C(\alpha T(\mathbf{u})) && \text{Definition LTSM [452]} \\ &= \alpha \rho_C(T(\mathbf{u})) && \text{Definition LT [437]} \\ &= \alpha (M_{B,C}^T \rho_B(\mathbf{u})) && \text{Theorem FTMR [526]} \\ &= (\alpha M_{B,C}^T) \rho_B(\mathbf{u}) && \text{Theorem MMSMM [197]} \\ &= (\alpha M_{B,C}^T) \mathbf{x} && \text{Substitution} \end{aligned}$$

Since the matrices  $M_{B,C}^{\alpha T}$  and  $\alpha M_{B,C}^T$  have equal matrix-vector products for *every* vector in  $\mathbb{C}^n$ , by Theorem EMMVP [192] they are equal matrices. ■

The vector space of all linear transformations from  $U$  to  $V$  is now isomorphic to the vector space of all  $m \times n$  matrices.

**Theorem MRCLT**
**Matrix Representation of a Composition of Linear Transformations**

Suppose that  $T: U \mapsto V$  and  $S: V \mapsto W$  are linear transformations,  $B$  is a basis of  $U$ ,  $C$  is a basis of  $V$ , and  $D$  is a basis of  $W$ . Then

$$M_{B,D}^{S \circ T} = M_{C,D}^S M_{B,C}^T$$

□

**Proof** Let  $\mathbf{x}$  be any vector in  $\mathbb{C}^n$ . Define  $\mathbf{u} \in U$  by  $\mathbf{u} = \rho_B^{-1}(\mathbf{x})$ , so  $\mathbf{x} = \rho_B(\mathbf{u})$ . Then,

$$\begin{aligned} M_{B,D}^{S \circ T} \mathbf{x} &= M_{B,D}^{S \circ T} \rho_B(\mathbf{u}) && \text{Substitution} \\ &= \rho_D((S \circ T)(\mathbf{u})) && \text{Theorem FTMR [526]} \\ &= \rho_D(S(T(\mathbf{u}))) && \text{Definition LTC [453]} \\ &= M_{C,D}^S \rho_C(T(\mathbf{u})) && \text{Theorem FTMR [526]} \\ &= M_{C,D}^S (M_{B,C}^T \rho_B(\mathbf{u})) && \text{Theorem FTMR [526]} \\ &= (M_{C,D}^S M_{B,C}^T) \rho_B(\mathbf{u}) && \text{Theorem MMA [197]} \\ &= (M_{C,D}^S M_{B,C}^T) \mathbf{x} && \text{Substitution} \end{aligned}$$

Since the matrices  $M_{B,D}^{S \circ T}$  and  $M_{C,D}^S M_{B,C}^T$  have equal matrix-vector products for *every* vector in  $\mathbb{C}^n$ , by Theorem EMMVP [192] they are equal matrices. ■

This is the second great surprise of introductory linear algebra. Matrices are linear transformations (functions, really), and matrix multiplication is function composition! We can form the composition of two linear transformations, then form the matrix representation of the result. Or we can form the matrix representation of each linear transformation separately, then *multiply* the two representations together via Definition MM [193]. In either case, we arrive at the same result.

**Example MPMR**
**Matrix product of matrix representations**

Consider the two linear transformations,

$$\begin{aligned} T: \mathbb{C}^2 \mapsto P_2 \quad T\left(\begin{bmatrix} a \\ b \end{bmatrix}\right) &= (-a + 3b) + (2a + 4b)x + (a - 2b)x^2 \\ S: P_2 \mapsto M_{22} \quad S(a + bx + cx^2) &= \begin{bmatrix} 2a + b + 2c & a + 4b - c \\ -a + 3c & 3a + b + 2c \end{bmatrix} \end{aligned}$$

and bases for  $\mathbb{C}^2$ ,  $P_2$  and  $M_{22}$  (respectively),

$$\begin{aligned} B &= \left\{ \begin{bmatrix} 3 \\ 1 \end{bmatrix}, \begin{bmatrix} 2 \\ 1 \end{bmatrix} \right\} \\ C &= \{1 - 2x + x^2, -1 + 3x, 2x + 3x^2\} \\ D &= \left\{ \begin{bmatrix} 1 & -2 \\ 1 & -1 \end{bmatrix}, \begin{bmatrix} 1 & -1 \\ 1 & 2 \end{bmatrix}, \begin{bmatrix} -1 & 2 \\ 0 & 0 \end{bmatrix}, \begin{bmatrix} 2 & -3 \\ 2 & 2 \end{bmatrix} \right\} \end{aligned}$$

Begin by computing the new linear transformation that is the composition of  $T$  and  $S$  (Definition LTC [453], Theorem CLTLT [454]),  $(S \circ T): \mathbb{C}^2 \mapsto M_{22}$ ,

$$\begin{aligned} (S \circ T)\left(\begin{bmatrix} a \\ b \end{bmatrix}\right) &= S\left(T\left(\begin{bmatrix} a \\ b \end{bmatrix}\right)\right) \\ &= S((-a + 3b) + (2a + 4b)x + (a - 2b)x^2) \\ &= \begin{bmatrix} 2(-a + 3b) + (2a + 4b) + 2(a - 2b) & (-a + 3b) + 4(2a + 4b) - (a - 2b) \\ -(-a + 3b) + 3(a - 2b) & 3(-a + 3b) + (2a + 4b) + 2(a - 2b) \end{bmatrix} \\ &= \begin{bmatrix} 2a + 6b & 6a + 21b \\ 4a - 9b & a + 9b \end{bmatrix} \end{aligned}$$

Now compute the matrix representations (Definition MR [524]) for each of these three linear transformations ( $T$ ,  $S$ ,  $S \circ T$ ), relative to the appropriate bases. First for  $T$ ,

$$\begin{aligned} \rho_C \left( T \left( \begin{bmatrix} 3 \\ 1 \end{bmatrix} \right) \right) &= \rho_C (10x + x^2) \\ &= \rho_C (28(1 - 2x + x^2) + 28(-1 + 3x) + (-9)(2x + 3x^2)) = \begin{bmatrix} 28 \\ 28 \\ -9 \end{bmatrix} \\ \rho_C \left( T \left( \begin{bmatrix} 2 \\ 1 \end{bmatrix} \right) \right) &= \rho_C (1 + 8x) \\ &= \rho_C (33(1 - 2x + x^2) + 32(-1 + 3x) + (-11)(2x + 3x^2)) = \begin{bmatrix} 33 \\ 32 \\ -11 \end{bmatrix} \end{aligned}$$

So we have the matrix representation of  $T$ ,

$$M_{B,C}^T = \begin{bmatrix} 28 & 33 \\ 28 & 32 \\ -9 & -11 \end{bmatrix}$$

Now, a representation of  $S$ ,

$$\begin{aligned} \rho_D (S (1 - 2x + x^2)) &= \rho_D \left( \begin{bmatrix} 2 & -8 \\ 2 & 3 \end{bmatrix} \right) \\ &= \rho_D \left( (-11) \begin{bmatrix} 1 & -2 \\ 1 & -1 \end{bmatrix} + (-21) \begin{bmatrix} 1 & -1 \\ 1 & 2 \end{bmatrix} + 0 \begin{bmatrix} -1 & 2 \\ 0 & 0 \end{bmatrix} + (17) \begin{bmatrix} 2 & -3 \\ 2 & 2 \end{bmatrix} \right) \\ &= \begin{bmatrix} -11 \\ -21 \\ 0 \\ 17 \end{bmatrix} \\ \rho_D (S (-1 + 3x)) &= \rho_D \left( \begin{bmatrix} 1 & 11 \\ 1 & 0 \end{bmatrix} \right) \\ &= \rho_D \left( 26 \begin{bmatrix} 1 & -2 \\ 1 & -1 \end{bmatrix} + 51 \begin{bmatrix} 1 & -1 \\ 1 & 2 \end{bmatrix} + 0 \begin{bmatrix} -1 & 2 \\ 0 & 0 \end{bmatrix} + (-38) \begin{bmatrix} 2 & -3 \\ 2 & 2 \end{bmatrix} \right) \\ &= \begin{bmatrix} 26 \\ 51 \\ 0 \\ -38 \end{bmatrix} \\ \rho_D (S (2x + 3x^2)) &= \rho_D \left( \begin{bmatrix} 8 & 5 \\ 9 & 8 \end{bmatrix} \right) \\ &= \rho_D \left( 34 \begin{bmatrix} 1 & -2 \\ 1 & -1 \end{bmatrix} + 67 \begin{bmatrix} 1 & -1 \\ 1 & 2 \end{bmatrix} + 1 \begin{bmatrix} -1 & 2 \\ 0 & 0 \end{bmatrix} + (-46) \begin{bmatrix} 2 & -3 \\ 2 & 2 \end{bmatrix} \right) \\ &= \begin{bmatrix} 34 \\ 67 \\ 1 \\ -46 \end{bmatrix} \end{aligned}$$

So we have the matrix representation of  $S$ ,

$$M_{C,D}^S = \begin{bmatrix} -11 & 26 & 34 \\ -21 & 51 & 67 \\ 0 & 0 & 1 \\ 17 & -38 & -46 \end{bmatrix}$$

Finally, a representation of  $S \circ T$ ,

$$\begin{aligned}
 \rho_D \left( (S \circ T) \left( \begin{bmatrix} 3 \\ 1 \end{bmatrix} \right) \right) &= \rho_D \left( \begin{bmatrix} 12 & 39 \\ 3 & 12 \end{bmatrix} \right) \\
 &= \rho_D \left( 114 \begin{bmatrix} 1 & -2 \\ 1 & -1 \end{bmatrix} + 237 \begin{bmatrix} 1 & -1 \\ 1 & 2 \end{bmatrix} + (-9) \begin{bmatrix} -1 & 2 \\ 0 & 0 \end{bmatrix} + (-174) \begin{bmatrix} 2 & -3 \\ 2 & 2 \end{bmatrix} \right) \\
 &= \begin{bmatrix} 114 \\ 237 \\ -9 \\ -174 \end{bmatrix} \\
 \rho_D \left( (S \circ T) \left( \begin{bmatrix} 2 \\ 1 \end{bmatrix} \right) \right) &= \rho_D \left( \begin{bmatrix} 10 & 33 \\ -1 & 11 \end{bmatrix} \right) \\
 &= \rho_D \left( 95 \begin{bmatrix} 1 & -2 \\ 1 & -1 \end{bmatrix} + 202 \begin{bmatrix} 1 & -1 \\ 1 & 2 \end{bmatrix} + (-11) \begin{bmatrix} -1 & 2 \\ 0 & 0 \end{bmatrix} + (-149) \begin{bmatrix} 2 & -3 \\ 2 & 2 \end{bmatrix} \right) \\
 &= \begin{bmatrix} 95 \\ 202 \\ -11 \\ -149 \end{bmatrix}
 \end{aligned}$$

So we have the matrix representation of  $S \circ T$ ,

$$M_{B,D}^{S \circ T} = \begin{bmatrix} 114 & 95 \\ 237 & 202 \\ -9 & -11 \\ -174 & -149 \end{bmatrix}$$

Now, we are all set to verify the conclusion of Theorem MRCLT [531],

$$\begin{aligned}
 M_{C,D}^S M_{B,C}^T &= \begin{bmatrix} -11 & 26 & 34 \\ -21 & 51 & 67 \\ 0 & 0 & 1 \\ 17 & -38 & -46 \end{bmatrix} \begin{bmatrix} 28 & 33 \\ 28 & 32 \\ -9 & -11 \end{bmatrix} \\
 &= \begin{bmatrix} 114 & 95 \\ 237 & 202 \\ -9 & -11 \\ -174 & -149 \end{bmatrix} \\
 &= M_{B,D}^{S \circ T}
 \end{aligned}$$

We have intentionally used non-standard bases. If you were to choose “nice” bases for the three vector spaces, then the result of the theorem might be rather transparent. But this would still be a worthwhile exercise — give it a go.  $\square$

A diagram, similar to ones we have seen earlier, might make the importance of this theorem clearer,

$$\begin{array}{ccc}
 S, T & \xrightarrow{\text{Definition MR}} & M_{C,D}^S, M_{B,C}^T \\
 \downarrow \text{Definition LTC} & & \downarrow \text{Definition MM} \\
 S \circ T & \xrightarrow{\text{Definition MR}} & M_{B,D}^{S \circ T} = M_{C,D}^S M_{B,C}^T
 \end{array}$$

Diagram MRCLT. Matrix Representation and Composition of Linear Transformations



One of our goals in the first part of this book is to make the definition of matrix multiplication (Definition MVP [190], Definition MM [193]) seem as natural as possible. However, many are brought up with an entry-by-entry description of matrix multiplication (Theorem ME [412]) as the *definition* of matrix multiplication, and then theorems about columns of matrices and linear combinations follow from that definition. With this unmotivated definition, the realization that matrix multiplication is function composition is quite remarkable. It is an interesting exercise to begin with the question, “What is the matrix representation of the composition of two linear transformations?” and then, without using any theorems about matrix multiplication, finally arrive at the entry-by-entry description of matrix multiplication. Try it yourself (Exercise MR.T80 [545]).

**Subsection PMR**  
**Properties of Matrix Representations**

It will not be a surprise to discover that the kernel and range of a linear transformation are closely related to the null space and column space of the transformation’s matrix representation. Perhaps this idea has been bouncing around in your head already, even before seeing the definition of a matrix representation. However, with a formal definition of a matrix representation (Definition MR [524]), and a fundamental theorem to go with it (Theorem FTMR [526]) we can be formal about the relationship, using the idea of isomorphic vector spaces (Definition IVS [498]). Here are the twin theorems.

**Theorem KNSI**  
**Kernel and Null Space Isomorphism**

Suppose that  $T: U \mapsto V$  is a linear transformation,  $B$  is a basis for  $U$  of size  $n$ , and  $C$  is a basis for  $V$ . Then the kernel of  $T$  is isomorphic to the null space of  $M_{B,C}^T$ ,

$$\mathcal{K}(T) \cong \mathcal{N}(M_{B,C}^T)$$

□

**Proof** To establish that two vector spaces are isomorphic, we must find an isomorphism between them, an invertible linear transformation (Definition IVS [498]). The kernel of the linear transformation  $T$ ,  $\mathcal{K}(T)$ , is a subspace of  $U$ , while the null space of the matrix representation,  $\mathcal{N}(M_{B,C}^T)$  is a subspace of  $\mathbb{C}^n$ . The function  $\rho_B$  is defined as a function from  $U$  to  $\mathbb{C}^n$ , but we can just as well employ the definition of  $\rho_B$  as a function from  $\mathcal{K}(T)$  to  $\mathcal{N}(M_{B,C}^T)$ .

We must first insure that if we choose an input for  $\rho_B$  from  $\mathcal{K}(T)$  that then the output will be an element of  $\mathcal{N}(M_{B,C}^T)$ . So suppose that  $\mathbf{u} \in \mathcal{K}(T)$ . Then

$$\begin{aligned} M_{B,C}^T \rho_B(\mathbf{u}) &= \rho_C(T(\mathbf{u})) && \text{Theorem FTMR [526]} \\ &= \rho_C(\mathbf{0}) && \text{Definition KLT [464]} \\ &= \mathbf{0} && \text{Theorem LTTZZ [441]} \end{aligned}$$

This says that  $\rho_B(\mathbf{u}) \in \mathcal{N}(M_{B,C}^T)$ , as desired.

The restriction in the size of the domain and codomain  $\rho_B$  will not affect the fact that  $\rho_B$  is a linear transformation (Theorem VRLT [512]), nor will it affect the fact that  $\rho_B$  is injective (Theorem VRI [516]). Something must be done though to verify that  $\rho_B$  is surjective. To this end, appeal to the definition of surjective (Definition SLT [475]), and suppose that we have an element of the codomain,  $\mathbf{x} \in \mathcal{N}(M_{B,C}^T) \subseteq \mathbb{C}^n$  and we wish to find an element of the domain with  $\mathbf{x}$  as its image. We now show that the desired element of the domain is  $\mathbf{u} = \rho_B^{-1}(\mathbf{x})$ . First, verify that  $\mathbf{u} \in \mathcal{K}(T)$ ,

$$T(\mathbf{u}) = T(\rho_B^{-1}(\mathbf{x}))$$

$$\begin{aligned}
 &= \rho_C^{-1} \left( M_{B,C}^T (\rho_B (\rho_B^{-1} (\mathbf{x}))) \right) && \text{Theorem FTMR [526]} \\
 &= \rho_C^{-1} \left( M_{B,C}^T (I_{\mathbb{C}^n} (\mathbf{x})) \right) && \text{Definition IVLT [491]} \\
 &= \rho_C^{-1} (M_{B,C}^T \mathbf{x}) && \text{Definition IDLT [491]} \\
 &= \rho_C^{-1} (\mathbf{0}_{\mathbb{C}^n}) && \text{Definition KLT [464]} \\
 &= \mathbf{0}_V && \text{Theorem LTTZZ [441]}
 \end{aligned}$$

Second, verify that the proposed isomorphism,  $\rho_B$ , takes  $\mathbf{u}$  to  $\mathbf{x}$ ,

$$\begin{aligned}
 \rho_B (\mathbf{u}) &= \rho_B (\rho_B^{-1} (\mathbf{x})) && \text{Substitution} \\
 &= I_{\mathbb{C}^n} (\mathbf{x}) && \text{Definition IVLT [491]} \\
 &= \mathbf{x} && \text{Definition IDLT [491]}
 \end{aligned}$$

With  $\rho_B$  demonstrated to be an injective and surjective linear transformation from  $\mathcal{K}(T)$  to  $\mathcal{N}(M_{B,C}^T)$ , Theorem ILTIS [494] tells us  $\rho_B$  is invertible, and so by Definition IVS [498], we say  $\mathcal{K}(T)$  and  $\mathcal{N}(M_{B,C}^T)$  are isomorphic. ■

### Example KVMR

#### Kernel via matrix representation

Consider the kernel of the linear transformation

$$T: M_{22} \mapsto P_2, \quad T \left( \begin{bmatrix} a & b \\ c & d \end{bmatrix} \right) = (2a - b + c - 5d) + (a + 4b + 5c + 2d)x + (3a - 2b + c - 8d)x^2$$

We will begin with a matrix representation of  $T$  relative to the bases for  $M_{22}$  and  $P_2$  (respectively),

$$\begin{aligned}
 B &= \left\{ \begin{bmatrix} 1 & 2 \\ -1 & -1 \end{bmatrix}, \begin{bmatrix} 1 & 3 \\ -1 & -4 \end{bmatrix}, \begin{bmatrix} 1 & 2 \\ 0 & -2 \end{bmatrix}, \begin{bmatrix} 2 & 5 \\ -2 & -4 \end{bmatrix} \right\} \\
 C &= \{1 + x + x^2, 2 + 3x, -1 - 2x^2\}
 \end{aligned}$$

Then,

$$\begin{aligned}
 \rho_C \left( T \left( \begin{bmatrix} 1 & 2 \\ -1 & -1 \end{bmatrix} \right) \right) &= \rho_C (4 + 2x + 6x^2) \\
 &= \rho_C (2(1 + x + x^2) + 0(2 + 3x) + (-2)(-1 - 2x^2)) \\
 &= \begin{bmatrix} 2 \\ 0 \\ -2 \end{bmatrix} \\
 \rho_C \left( T \left( \begin{bmatrix} 1 & 3 \\ -1 & -4 \end{bmatrix} \right) \right) &= \rho_C (18 + 28x^2) \\
 &= \rho_C ((-24)(1 + x + x^2) + 8(2 + 3x) + (-26)(-1 - 2x^2)) \\
 &= \begin{bmatrix} -24 \\ 8 \\ -26 \end{bmatrix} \\
 \rho_C \left( T \left( \begin{bmatrix} 1 & 2 \\ 0 & -2 \end{bmatrix} \right) \right) &= \rho_C (10 + 5x + 15x^2) \\
 &= \rho_C (5(1 + x + x^2) + 0(2 + 3x) + (-5)(-1 - 2x^2)) \\
 &= \begin{bmatrix} 5 \\ 0 \\ -5 \end{bmatrix} \\
 \rho_C \left( T \left( \begin{bmatrix} 2 & 5 \\ -2 & -4 \end{bmatrix} \right) \right) &= \rho_C (17 + 4x + 26x^2)
 \end{aligned}$$

$$\begin{aligned}
 &= \rho_C((-8)(1+x+x^2) + (4)(2+3x) + (-17)(-1-2x^2)) \\
 &= \begin{bmatrix} -8 \\ 4 \\ -17 \end{bmatrix}
 \end{aligned}$$

So the matrix representation of  $T$  (relative to  $B$  and  $C$ ) is

$$M_{B,C}^T = \begin{bmatrix} 2 & -24 & 5 & -8 \\ 0 & 8 & 0 & 4 \\ -2 & -26 & -5 & -17 \end{bmatrix}$$

We know from Theorem KNSI [534] that the kernel of the linear transformation  $T$  is isomorphic to the null space of the matrix representation  $M_{B,C}^T$  and by studying the proof of Theorem KNSI [534] we learn that  $\rho_B$  is an isomorphism between these null spaces. Rather than trying to compute the kernel of  $T$  using definitions and techniques from Chapter LT [437] we will instead analyze the null space of  $M_{B,C}^T$  using techniques from way back in Chapter V [81]. First row-reduce  $M_{B,C}^T$ ,

$$\begin{bmatrix} 2 & -24 & 5 & -8 \\ 0 & 8 & 0 & 4 \\ -2 & -26 & -5 & -17 \end{bmatrix} \xrightarrow{\text{RREF}} \begin{bmatrix} \boxed{1} & 0 & \frac{5}{2} & 2 \\ 0 & \boxed{1} & 0 & \frac{1}{2} \\ 0 & 0 & 0 & 0 \end{bmatrix}$$

So, by Theorem BNS [136], a basis for  $\mathcal{N}(M_{B,C}^T)$  is

$$\left\langle \left\{ \begin{bmatrix} -\frac{5}{2} \\ 0 \\ 1 \\ 0 \end{bmatrix}, \begin{bmatrix} -2 \\ -\frac{1}{2} \\ 0 \\ 1 \end{bmatrix} \right\} \right\rangle$$

We can now convert this basis of  $\mathcal{N}(M_{B,C}^T)$  into a basis of  $\mathcal{K}(T)$  by applying  $\rho_B^{-1}$  to each element of the basis,

$$\begin{aligned}
 \rho_B^{-1} \left( \begin{bmatrix} -\frac{5}{2} \\ 0 \\ 1 \\ 0 \end{bmatrix} \right) &= \left(-\frac{5}{2}\right) \begin{bmatrix} 1 & 2 \\ -1 & -1 \end{bmatrix} + 0 \begin{bmatrix} 1 & 3 \\ -1 & -4 \end{bmatrix} + 1 \begin{bmatrix} 1 & 2 \\ 0 & -2 \end{bmatrix} + 0 \begin{bmatrix} 2 & 5 \\ -2 & -4 \end{bmatrix} \\
 &= \begin{bmatrix} -\frac{3}{2} & -3 \\ \frac{5}{2} & \frac{1}{2} \end{bmatrix} \\
 \rho_B^{-1} \left( \begin{bmatrix} -2 \\ -\frac{1}{2} \\ 0 \\ 1 \end{bmatrix} \right) &= (-2) \begin{bmatrix} 1 & 2 \\ -1 & -1 \end{bmatrix} + \left(-\frac{1}{2}\right) \begin{bmatrix} 1 & 3 \\ -1 & -4 \end{bmatrix} + 0 \begin{bmatrix} 1 & 2 \\ 0 & -2 \end{bmatrix} + 1 \begin{bmatrix} 2 & 5 \\ -2 & -4 \end{bmatrix} \\
 &= \begin{bmatrix} -\frac{1}{2} & -\frac{1}{2} \\ \frac{1}{2} & 0 \end{bmatrix}
 \end{aligned}$$

So the set

$$\left\{ \begin{bmatrix} -\frac{3}{2} & -3 \\ \frac{5}{2} & \frac{1}{2} \end{bmatrix}, \begin{bmatrix} -\frac{1}{2} & -\frac{1}{2} \\ \frac{1}{2} & 0 \end{bmatrix} \right\}$$

is a basis for  $\mathcal{K}(T)$ . Just for fun, you might evaluate  $T$  with each of these two basis vectors and verify that the output is the zero polynomial (Exercise MR.C10 [543]).  $\square$

An entirely similar result applies to the range of a linear transformation and the column space of a matrix representation of the linear transformation.

### Theorem RCSI

#### Range and Column Space Isomorphism

Suppose that  $T: U \mapsto V$  is a linear transformation,  $B$  is a basis for  $U$  of size  $n$ , and  $C$  is a basis for  $V$  of size  $m$ . Then the range of  $T$  is isomorphic to the column space of  $M_{B,C}^T$ ,

$$\mathcal{R}(T) \cong \mathcal{C}(M_{B,C}^T)$$

□

**Proof** To establish that two vector spaces are isomorphic, we must find an isomorphism between them, an invertible linear transformation (Definition IVS [498]). The range of the linear transformation  $T$ ,  $\mathcal{R}(T)$ , is a subspace of  $V$ , while the column space of the matrix representation,  $\mathcal{C}(M_{B,C}^T)$  is a subspace of  $\mathbb{C}^m$ . The function  $\rho_C$  is defined as a function from  $V$  to  $\mathbb{C}^m$ , but we can just as well employ the definition of  $\rho_C$  as a function from  $\mathcal{R}(T)$  to  $\mathcal{C}(M_{B,C}^T)$ .

We must first insure that if we choose an input for  $\rho_C$  from  $\mathcal{R}(T)$  that then the output will be an element of  $\mathcal{C}(M_{B,C}^T)$ . So suppose that  $\mathbf{v} \in \mathcal{R}(T)$ . Then there is a vector  $\mathbf{u} \in U$ , such that  $T(\mathbf{u}) = \mathbf{v}$ . Consider

$$\begin{aligned} M_{B,C}^T \rho_B(\mathbf{u}) &= \rho_C(T(\mathbf{u})) && \text{Theorem FTMR [526]} \\ &= \rho_C(\mathbf{v}) && \text{Definition RLT [479]} \end{aligned}$$

This says that  $\rho_C(\mathbf{v}) \in \mathcal{C}(M_{B,C}^T)$ , as desired.

The restriction in the size of the domain and codomain will not affect the fact that  $\rho_C$  is a linear transformation (Theorem VRLT [512]), nor will it affect the fact that  $\rho_C$  is injective (Theorem VRI [516]). Something must be done though to verify that  $\rho_C$  is surjective. This all gets a bit confusing, since the domain of our isomorphism is the range of the linear transformation, so think about your objects as you go. To establish that  $\rho_C$  is surjective, appeal to the definition of a surjective linear transformation (Definition SLT [475]), and suppose that we have an element of the codomain,  $\mathbf{y} \in \mathcal{C}(M_{B,C}^T) \subseteq \mathbb{C}^m$  and we wish to find an element of the domain with  $\mathbf{y}$  as its image. Since  $\mathbf{y} \in \mathcal{C}(M_{B,C}^T)$ , there exists a vector,  $\mathbf{x} \in \mathbb{C}^n$  with  $M_{B,C}^T \mathbf{x} = \mathbf{y}$ . We now show that the desired element of the domain is  $\mathbf{v} = \rho_C^{-1}(\mathbf{y})$ . First, verify that  $\mathbf{v} \in \mathcal{R}(T)$  by applying  $T$  to  $\mathbf{u} = \rho_B^{-1}(\mathbf{x})$ ,

$$\begin{aligned} T(\mathbf{u}) &= T(\rho_B^{-1}(\mathbf{x})) \\ &= \rho_C^{-1}(M_{B,C}^T(\rho_B(\rho_B^{-1}(\mathbf{x})))) && \text{Theorem FTMR [526]} \\ &= \rho_C^{-1}(M_{B,C}^T(I_{\mathbb{C}^n}(\mathbf{x}))) && \text{Definition IVLT [491]} \\ &= \rho_C^{-1}(M_{B,C}^T \mathbf{x}) && \text{Definition IDLT [491]} \\ &= \rho_C^{-1}(\mathbf{y}) && \text{Definition CSM [229]} \\ &= \mathbf{v} && \text{Substitution} \end{aligned}$$

Second, verify that the proposed isomorphism,  $\rho_C$ , takes  $\mathbf{v}$  to  $\mathbf{y}$ ,

$$\begin{aligned} \rho_C(\mathbf{v}) &= \rho_C(\rho_C^{-1}(\mathbf{y})) && \text{Substitution} \\ &= I_{\mathbb{C}^m}(\mathbf{y}) && \text{Definition IVLT [491]} \\ &= \mathbf{y} && \text{Definition IDLT [491]} \end{aligned}$$

With  $\rho_C$  demonstrated to be an injective and surjective linear transformation from  $\mathcal{R}(T)$  to  $\mathcal{C}(M_{B,C}^T)$ , Theorem ILTIS [494] tells us  $\rho_C$  is invertible, and so by Definition IVS [498], we say  $\mathcal{R}(T)$  and  $\mathcal{C}(M_{B,C}^T)$  are isomorphic. ■

### Example RVMR

#### Range via matrix representation

In this example, we will recycle the linear transformation  $T$  and the bases  $B$  and  $C$  of Example

KVMR [535] but now we will compute the range of  $T$ ,

$$T: M_{22} \mapsto P_2, \quad T\left(\begin{bmatrix} a & b \\ c & d \end{bmatrix}\right) = (2a - b + c - 5d) + (a + 4b + 5c + 2d)x + (3a - 2b + c - 8d)x^2$$

With bases  $B$  and  $C$ ,

$$B = \left\{ \begin{bmatrix} 1 & 2 \\ -1 & -1 \end{bmatrix}, \begin{bmatrix} 1 & 3 \\ -1 & -4 \end{bmatrix}, \begin{bmatrix} 1 & 2 \\ 0 & -2 \end{bmatrix}, \begin{bmatrix} 2 & 5 \\ -2 & -4 \end{bmatrix} \right\}$$

$$C = \{1 + x + x^2, 2 + 3x, -1 - 2x^2\}$$

we obtain the matrix representation

$$M_{B,C}^T = \begin{bmatrix} 2 & -24 & 5 & -8 \\ 0 & 8 & 0 & 4 \\ -2 & -26 & -5 & -17 \end{bmatrix}$$

We know from Theorem RCSI [537] that the range of the linear transformation  $T$  is isomorphic to the column space of the matrix representation  $M_{B,C}^T$  and by studying the proof of Theorem RCSI [537] we learn that  $\rho_C$  is an isomorphism between these subspaces. Notice that since the range is a subspace of the codomain, we will employ  $\rho_C$  as the isomorphism, rather than  $\rho_B$ , which was the correct choice for an isomorphism between the null spaces of Example KVMR [535].

Rather than trying to compute the range of  $T$  using definitions and techniques from Chapter LT [437] we will instead analyze the column space of  $M_{B,C}^T$  using techniques from way back in Chapter M [178]. First row-reduce  $(M_{B,C}^T)^t$ ,

$$\begin{bmatrix} 2 & 0 & -2 \\ -24 & 8 & -26 \\ 5 & 0 & -5 \\ -8 & 4 & -17 \end{bmatrix} \xrightarrow{\text{RREF}} \begin{bmatrix} \boxed{1} & 0 & -1 \\ 0 & \boxed{1} & -\frac{25}{4} \\ 0 & 0 & 0 \\ 0 & 0 & 0 \end{bmatrix}$$

Now employ Theorem CSRST [240] and Theorem BRS [238] (there are other methods we could choose here to compute the column space, such as Theorem BCS [232]) to obtain the basis for  $\mathcal{C}(M_{B,C}^T)$ ,

$$\left\{ \begin{bmatrix} 1 \\ 0 \\ -1 \end{bmatrix}, \begin{bmatrix} 0 \\ 1 \\ -\frac{25}{4} \end{bmatrix} \right\}$$

We can now convert this basis of  $\mathcal{C}(M_{B,C}^T)$  into a basis of  $\mathcal{R}(T)$  by applying  $\rho_C^{-1}$  to each element of the basis,

$$\rho_C^{-1}\left(\begin{bmatrix} 1 \\ 0 \\ -1 \end{bmatrix}\right) = (1 + x + x^2) - (-1 - 2x^2) = 2 + x + 3x^2$$

$$\rho_C^{-1}\left(\begin{bmatrix} 0 \\ 1 \\ -\frac{25}{4} \end{bmatrix}\right) = (2 + 3x) - \frac{25}{4}(-1 - 2x^2) = \frac{33}{4} + 3x + \frac{31}{2}x^2$$

So the set

$$\left\{ 2 + 3x + 3x^2, \frac{33}{4} + 3x + \frac{31}{2}x^2 \right\}$$

is a basis for  $\mathcal{R}(T)$ . \(\square\)

Theorem KNSI [534] and Theorem RCSI [537] can be viewed as further formal evidence for the Coordinatization Principle [520], though they are not direct consequences.

## Subsection IVLT

### Invertible Linear Transformations

We have seen, both in theorems and in examples, that questions about linear transformations are often equivalent to questions about matrices. It is the matrix representation of a linear transformation that makes this idea precise. Here's our final theorem that solidifies this connection.

#### Theorem IMR

#### Invertible Matrix Representations

Suppose that  $T: U \mapsto V$  is a linear transformation,  $B$  is a basis for  $U$  and  $C$  is a basis for  $V$ . Then  $T$  is an invertible linear transformation if and only if the matrix representation of  $T$  relative to  $B$  and  $C$ ,  $M_{B,C}^T$  is an invertible matrix. When  $T$  is invertible,

$$M_{C,B}^{T^{-1}} = (M_{B,C}^T)^{-1}$$

□

**Proof** ( $\Leftarrow$ ) Suppose  $T$  is invertible, so the inverse linear transformation  $T^{-1}: V \mapsto U$  exists (Definition IVLT [491]). Both linear transformations have matrix representations relative to the bases of  $U$  and  $V$ , namely  $M_{B,C}^T$  and  $M_{C,B}^{T^{-1}}$  (Definition MR [524]). Then

$$\begin{aligned} M_{C,B}^{T^{-1}} M_{B,C}^T &= M_{B,B}^{T^{-1} \circ T} && \text{Theorem MRCLT [531]} \\ &= M_{B,B}^{I_U} && \text{Definition IVLT [491]} \\ &= [\rho_B(I_U(\mathbf{u}_1)) | \rho_B(I_U(\mathbf{u}_2)) | \dots | \rho_B(I_U(\mathbf{u}_n))] && \text{Definition MR [524]} \\ &= [\rho_B(\mathbf{u}_1) | \rho_B(\mathbf{u}_2) | \rho_B(\mathbf{u}_3) | \dots | \rho_B(\mathbf{u}_n)] && \text{Definition IDLT [491]} \\ &= [\mathbf{e}_1 | \mathbf{e}_2 | \mathbf{e}_3 | \dots | \mathbf{e}_n] && \text{Definition VR [512]} \\ &= I_n && \text{Definition IM [70]} \end{aligned}$$

and

$$\begin{aligned} M_{B,C}^T M_{C,B}^{T^{-1}} &= M_{C,C}^{T \circ T^{-1}} && \text{Theorem MRCLT [531]} \\ &= M_{C,C}^{I_V} && \text{Definition IVLT [491]} \\ &= [\rho_C(I_V(\mathbf{v}_1)) | \rho_C(I_V(\mathbf{v}_2)) | \dots | \rho_C(I_V(\mathbf{v}_n))] && \text{Definition MR [524]} \\ &= [\rho_C(\mathbf{v}_1) | \rho_C(\mathbf{v}_2) | \rho_C(\mathbf{v}_3) | \dots | \rho_C(\mathbf{v}_n)] && \text{Definition IDLT [491]} \\ &= [\mathbf{e}_1 | \mathbf{e}_2 | \mathbf{e}_3 | \dots | \mathbf{e}_n] && \text{Definition VR [512]} \\ &= I_n && \text{Definition IM [70]} \end{aligned}$$

These two equations show that  $M_{B,C}^T$  and  $M_{C,B}^{T^{-1}}$  are inverse matrices (Definition MI [207]) and establish that when  $T$  is invertible, then  $M_{C,B}^{T^{-1}} = (M_{B,C}^T)^{-1}$ .

( $\Leftarrow$ ) Suppose now that  $M_{B,C}^T$  is an invertible matrix and hence nonsingular (Theorem NI [222]). We compute the nullity of  $T$ ,

$$\begin{aligned} n(T) &= \dim(\mathcal{K}(T)) && \text{Definition KLT [464]} \\ &= \dim(\mathcal{N}(M_{B,C}^T)) && \text{Theorem KNSI [534]} \\ &= n(M_{B,C}^T) && \text{Definition NOM [337]} \\ &= 0 && \text{Theorem RNNM [339]} \end{aligned}$$

So the kernel of  $T$  is trivial, and by Theorem KILT [466],  $T$  is injective.

We now compute the rank of  $T$ ,

$$r(T) = \dim(\mathcal{R}(T)) \quad \text{Definition RLT [479]}$$

$$\begin{aligned}
 &= \dim(\mathcal{C}(M_{B,C}^T)) && \text{Theorem RCSI [537]} \\
 &= r(M_{B,C}^T) && \text{Definition ROM [338]} \\
 &= \dim(V) && \text{Theorem RNNM [339]}
 \end{aligned}$$

Since the dimension of the range of  $T$  equals the dimension of the codomain  $V$ , by Theorem EDYES [348],  $\mathcal{R}(T) = V$ . Which says that  $T$  is surjective by Theorem RSLT [481].

Because  $T$  is both injective and surjective, by Theorem ILTIS [494],  $T$  is invertible.  $\blacksquare$

By now, the connections between matrices and linear transformations should be starting to become more transparent, and you may have already recognized the invertibility of a matrix as being tantamount to the invertibility of the associated matrix representation. The next example shows how to apply this theorem to the problem of actually building a formula for the inverse of an invertible linear transformation.

### Example ILTVR

#### Inverse of a linear transformation via a representation

Consider the linear transformation

$$R: P_3 \mapsto M_{22}, \quad R(a + bx + cx^2 + x^3) = \begin{bmatrix} a + b - c + 2d & 2a + 3b - 2c + 3d \\ a + b + 2d & -a + b + 2c - 5d \end{bmatrix}$$

If we wish to quickly find a formula for the inverse of  $R$  (presuming it exists), then choosing “nice” bases will work best. So build a matrix representation of  $R$  relative to the bases  $B$  and  $C$ ,

$$\begin{aligned}
 B &= \{1, x, x^2, x^3\} \\
 C &= \left\{ \begin{bmatrix} 1 & 0 \\ 0 & 0 \end{bmatrix}, \begin{bmatrix} 0 & 1 \\ 0 & 0 \end{bmatrix}, \begin{bmatrix} 0 & 0 \\ 1 & 0 \end{bmatrix}, \begin{bmatrix} 0 & 0 \\ 0 & 1 \end{bmatrix} \right\}
 \end{aligned}$$

Then,

$$\begin{aligned}
 \rho_C(R(1)) &= \rho_C\left(\begin{bmatrix} 1 & 2 \\ 1 & -1 \end{bmatrix}\right) = \begin{bmatrix} 1 \\ 2 \\ 1 \\ -1 \end{bmatrix} \\
 \rho_C(R(x)) &= \rho_C\left(\begin{bmatrix} 1 & 3 \\ 1 & 1 \end{bmatrix}\right) = \begin{bmatrix} 1 \\ 3 \\ 1 \\ 1 \end{bmatrix} \\
 \rho_C(R(x^2)) &= \rho_C\left(\begin{bmatrix} -1 & -2 \\ 0 & 2 \end{bmatrix}\right) = \begin{bmatrix} -1 \\ -2 \\ 0 \\ 2 \end{bmatrix} \\
 \rho_C(R(x^3)) &= \rho_C\left(\begin{bmatrix} 2 & 3 \\ 2 & -5 \end{bmatrix}\right) = \begin{bmatrix} 2 \\ 3 \\ 2 \\ -5 \end{bmatrix}
 \end{aligned}$$

So a representation of  $R$  is

$$M_{B,C}^R = \begin{bmatrix} 1 & 1 & -1 & 2 \\ 2 & 3 & -2 & 3 \\ 1 & 1 & 0 & 2 \\ -1 & 1 & 2 & -5 \end{bmatrix}$$

The matrix  $M_{B,C}^R$  is invertible (as you can check) so we know for sure that  $R$  is invertible by Theorem IMR [539]. Furthermore,

$$M_{C,B}^{R^{-1}} = (M_{B,C}^R)^{-1} = \begin{bmatrix} 1 & 1 & -1 & 2 \\ 2 & 3 & -2 & 3 \\ 1 & 1 & 0 & 2 \\ -1 & 1 & 2 & -5 \end{bmatrix}^{-1} = \begin{bmatrix} 20 & -7 & -2 & 3 \\ -8 & 3 & 1 & -1 \\ -1 & 0 & 1 & 0 \\ -6 & 2 & 1 & -1 \end{bmatrix}$$

We can use this representation of the inverse linear transformation, in concert with Theorem FTMR [526], to determine an explicit formula for the inverse itself,

$$\begin{aligned}
 R^{-1} \left( \begin{bmatrix} a & b \\ c & d \end{bmatrix} \right) &= \rho_B^{-1} \left( M_{C,B}^{R^{-1}} \rho_C \left( \begin{bmatrix} a & b \\ c & d \end{bmatrix} \right) \right) && \text{Theorem FTMR [526]} \\
 &= \rho_B^{-1} \left( (M_{B,C}^R)^{-1} \rho_C \left( \begin{bmatrix} a & b \\ c & d \end{bmatrix} \right) \right) && \text{Theorem IMR [539]} \\
 &= \rho_B^{-1} \left( (M_{B,C}^R)^{-1} \begin{bmatrix} a \\ b \\ c \\ d \end{bmatrix} \right) && \text{Definition VR [512]} \\
 &= \rho_B^{-1} \left( \begin{bmatrix} 20 & -7 & -2 & 3 \\ -8 & 3 & 1 & -1 \\ -1 & 0 & 1 & 0 \\ -6 & 2 & 1 & -1 \end{bmatrix} \begin{bmatrix} a \\ b \\ c \\ d \end{bmatrix} \right) && \text{Definition MI [207]} \\
 &= \rho_B^{-1} \left( \begin{bmatrix} 20a - 7b - 2c + 3d \\ -8a + 3b + c - d \\ -a + c \\ -6a + 2b + c - d \end{bmatrix} \right) && \text{Definition MVP [190]} \\
 &= (20a - 7b - 2c + 3d) + (-8a + 3b + c - d)x \\
 &\quad + (-a + c)x^2 + (-6a + 2b + c - d)x^3 && \text{Definition VR [512]}
 \end{aligned}$$

□

You might look back at Example AIVLT [491], where we first witnessed the inverse of a linear transformation and recognize that the inverse ( $S$ ) was built from using the method of Example ILTVR [540] with a matrix representation of  $T$ .

### Theorem IMILT

#### Invertible Matrices, Invertible Linear Transformation

Suppose that  $A$  is a square matrix of size  $n$  and  $T: \mathbb{C}^n \mapsto \mathbb{C}^n$  is the linear transformation defined by  $T(\mathbf{x}) = \mathbf{Ax}$ . Then  $A$  is invertible matrix if and only if  $T$  is an invertible linear transformation. □

**Proof** Choose bases  $B = C = \{\mathbf{e}_1, \mathbf{e}_2, \mathbf{e}_3, \dots, \mathbf{e}_n\}$  consisting of the standard unit vectors as a basis of  $\mathbb{C}^n$  (Theorem SUVB [317]) and build a matrix representation of  $T$  relative to  $B$  and  $C$ . Then

$$\begin{aligned}
 \rho_C(T(\mathbf{e}_i)) &= \rho_C(\mathbf{Ae}_i) \\
 &= \rho_C(\mathbf{A}_i) \\
 &= \mathbf{A}_i
 \end{aligned}$$

So then the matrix representation of  $T$ , relative to  $B$  and  $C$ , is simply  $M_{B,C}^T = A$ . with this observation, the proof becomes a specialization of Theorem IMR [539],

$$T \text{ is invertible} \iff M_{B,C}^T \text{ is invertible} \iff A \text{ is invertible}$$

■

This theorem may seem gratuitous. Why state such a special case of Theorem IMR [539]? Because it adds another condition to our NME series of theorems, and in some ways it is the most fundamental expression of what it means for a matrix to be nonsingular — the associated linear transformation is invertible. This is our final update.

### Theorem NME9

#### Nonsingular Matrix Equivalences, Round 9

Suppose that  $A$  is a square matrix of size  $n$ . The following are equivalent.



1.  $A$  is nonsingular.
2.  $A$  row-reduces to the identity matrix.
3. The null space of  $A$  contains only the zero vector,  $\mathcal{N}(A) = \{\mathbf{0}\}$ .
4. The linear system  $\mathcal{LS}(A, \mathbf{b})$  has a unique solution for every possible choice of  $\mathbf{b}$ .
5. The columns of  $A$  are a linearly independent set.
6.  $A$  is invertible.
7. The column space of  $A$  is  $\mathbb{C}^n$ ,  $\mathcal{C}(A) = \mathbb{C}^n$ .
8. The columns of  $A$  are a basis for  $\mathbb{C}^n$ .
9. The rank of  $A$  is  $n$ ,  $r(A) = n$ .
10. The nullity of  $A$  is zero,  $n(A) = 0$ .
11. The determinant of  $A$  is nonzero,  $\det(A) \neq 0$ .
12.  $\lambda = 0$  is not an eigenvalue of  $A$ .
13. The linear transformation  $T: \mathbb{C}^n \mapsto \mathbb{C}^n$  defined by  $T(\mathbf{x}) = A\mathbf{x}$  is invertible.

□

**Proof** By Theorem IMILT [541] the new addition to this list is equivalent to the statement that  $A$  is invertible so we can expand Theorem NME8 [407]. ■

## Subsection READ

### Reading Questions

---

1. Why does Theorem FTMR [526] deserve the moniker “fundamental”?
2. Find the matrix representation,  $M_{B,C}^T$  of the linear transformation

$$T: \mathbb{C}^2 \mapsto \mathbb{C}^2, \quad T\left(\begin{bmatrix} x_1 \\ x_2 \end{bmatrix}\right) = \begin{bmatrix} 2x_1 - x_2 \\ 3x_1 + 2x_2 \end{bmatrix}$$

relative to the bases

$$B = \left\{ \begin{bmatrix} 2 \\ 3 \end{bmatrix}, \begin{bmatrix} -1 \\ 2 \end{bmatrix} \right\} \qquad C = \left\{ \begin{bmatrix} 1 \\ 0 \end{bmatrix}, \begin{bmatrix} 1 \\ 1 \end{bmatrix} \right\}$$

3. What is the second “surprise,” and why is it surprising?

## Subsection EXC

## Exercises

**C10** Example KVMR [535] concludes with a basis for the kernel of the linear transformation  $T$ . Compute the value of  $T$  for each of these two basis vectors. Did you get what you expected?

Contributed by Robert Beezer

**C20** Compute the matrix representation of  $T$  relative to the bases  $B$  and  $C$ .

$$T: P_3 \mapsto \mathbb{C}^3, \quad T(a + bx + cx^2 + dx^3) = \begin{bmatrix} 2a - 3b + 4c - 2d \\ a + b - c + d \\ 3a + 2c - 3d \end{bmatrix}$$

$$B = \{1, x, x^2, x^3\} \quad C = \left\{ \begin{bmatrix} 1 \\ 0 \\ 0 \end{bmatrix}, \begin{bmatrix} 1 \\ 1 \\ 0 \end{bmatrix}, \begin{bmatrix} 1 \\ 1 \\ 1 \end{bmatrix} \right\}$$

Contributed by Robert Beezer Solution [546]

**C21** Find a matrix representation of the linear transformation  $T$  relative to the bases  $B$  and  $C$ .

$$T: P_2 \mapsto \mathbb{C}^2, \quad T(p(x)) = \begin{bmatrix} p(1) \\ p(3) \end{bmatrix}$$

$$B = \{2 - 5x + x^2, 1 + x - x^2, x^2\}$$

$$C = \left\{ \begin{bmatrix} 3 \\ 4 \end{bmatrix}, \begin{bmatrix} 2 \\ 3 \end{bmatrix} \right\}$$

Contributed by Robert Beezer Solution [546]

**C22** Let  $S_{22}$  be the vector space of  $2 \times 2$  symmetric matrices. Build the matrix representation of the linear transformation  $T: P_2 \mapsto S_{22}$  relative to the bases  $B$  and  $C$  and then use this matrix representation to compute  $T(3 + 5x - 2x^2)$ .

$$B = \{1, 1 + x, 1 + x + x^2\} \quad C = \left\{ \begin{bmatrix} 1 & 0 \\ 0 & 0 \end{bmatrix}, \begin{bmatrix} 0 & 1 \\ 1 & 0 \end{bmatrix}, \begin{bmatrix} 0 & 0 \\ 0 & 1 \end{bmatrix} \right\}$$

$$T(a + bx + cx^2) = \begin{bmatrix} 2a - b + c & a + 3b - c \\ a + 3b - c & a - c \end{bmatrix}$$

Contributed by Robert Beezer Solution [546]

**C25** Use a matrix representation to determine if the linear transformation  $T: P_3 \mapsto M_{22}$  surjective.

$$T(a + bx + cx^2 + dx^3) = \begin{bmatrix} -a + 4b + c + 2d & 4a - b + 6c - d \\ a + 5b - 2c + 2d & a + 2c + 5d \end{bmatrix}$$

Contributed by Robert Beezer Solution [547]

**C30** Find bases for the kernel and range of the linear transformation  $S$  below.

$$S: M_{22} \mapsto P_2, \quad S\left(\begin{bmatrix} a & b \\ c & d \end{bmatrix}\right) = (a + 2b + 5c - 4d) + (3a - b + 8c + 2d)x + (a + b + 4c - 2d)x^2$$

Contributed by Robert Beezer Solution [548]

**C40** Let  $S_{22}$  be the set of  $2 \times 2$  symmetric matrices. Verify that the linear transformation  $R$  is invertible and find  $R^{-1}$ .

$$R: S_{22} \mapsto P_2, \quad R\left(\begin{bmatrix} a & b \\ b & c \end{bmatrix}\right) = (a - b) + (2a - 3b - 2c)x + (a - b + c)x^2$$

Contributed by Robert Beezer Solution [548]

**C41** Prove that the linear transformation  $S$  is invertible. Then find a formula for the inverse linear transformation,  $S^{-1}$ , by employing a matrix inverse. (15 points)

$$S: P_1 \mapsto M_{1,2}, \quad S(a + bx) = [3a + b \quad 2a + b]$$

Contributed by Robert Beezer Solution [549]

**C42** The linear transformation  $R: M_{12} \mapsto M_{21}$  is invertible. Use a matrix representation to determine a formula for the inverse linear transformation  $R^{-1}: M_{21} \mapsto M_{12}$ .

$$R\left(\begin{bmatrix} a & b \end{bmatrix}\right) = \begin{bmatrix} a + 3b \\ 4a + 11b \end{bmatrix}$$

Contributed by Robert Beezer Solution [549]

**C50** Use a matrix representation to find a basis for the range of the linear transformation  $L$ . (15 points)

$$L: M_{22} \mapsto P_2, \quad T\left(\begin{bmatrix} a & b \\ c & d \end{bmatrix}\right) = (a + 2b + 4c + d) + (3a + c - 2d)x + (-a + b + 3c + 3d)x^2$$

Contributed by Robert Beezer Solution [550]

**C51** Use a matrix representation to find a basis for the kernel of the linear transformation  $L$ . (15 points)

$$L: M_{22} \mapsto P_2, \quad T\left(\begin{bmatrix} a & b \\ c & d \end{bmatrix}\right) = (a + 2b + 4c + d) + (3a + c - 2d)x + (-a + b + 3c + 3d)x^2$$

Contributed by Robert Beezer

**C52** Find a basis for the kernel of the linear transformation  $T: P_2 \mapsto M_{22}$ .

$$T(a + bx + cx^2) = \begin{bmatrix} a + 2b - 2c & 2a + 2b \\ -a + b - 4c & 3a + 2b + 2c \end{bmatrix}$$

Contributed by Robert Beezer Solution [550]

**M20** The linear transformation  $D$  performs differentiation on polynomials. Use a matrix representation of  $D$  to find the rank and nullity of  $D$ .

$$D: P_n \mapsto P_n, \quad D(p(x)) = p'(x)$$

Contributed by Robert Beezer Solution [551]

**T20** Construct a new solution to Exercise B.T50 [328] along the following outline. From the  $n \times n$  matrix  $A$ , construct the linear transformation  $T: \mathbb{C}^n \mapsto \mathbb{C}^n$ ,  $T(\mathbf{x}) = A\mathbf{x}$ . Use Theorem NI [222], Theorem IMILT [541] and Theorem ILTIS [494] to translate between the nonsingularity of  $A$  and the surjectivity/injectivity of  $T$ . Then apply Theorem ILTB [468] and Theorem SLTB [484] to connect these properties with bases.

Contributed by Robert Beezer Solution [552]

**T60** Create an entirely different proof of Theorem IMILT [541] that relies on Definition IVLT [491] to establish the invertibility of  $T$ , and that relies on Definition MI [207] to establish the

invertibility of  $A$ .

Contributed by Robert Beezer

**T80** Suppose that  $T: U \mapsto V$  and  $S: V \mapsto W$  are linear transformations, and that  $B$ ,  $C$  and  $D$  are bases for  $U$ ,  $V$ , and  $W$ . Using only Definition MR [524] define matrix representations for  $T$  and  $S$ . Using these two definitions, and Definition MR [524], derive a matrix representation for the composition  $S \circ T$  in terms of the entries of the matrices  $M_{B,C}^T$  and  $M_{C,D}^S$ . Explain how you would use this result to *motivate a definition* for matrix multiplication that is strikingly similar to Theorem EMP [194].

Contributed by Robert Beezer    Solution [552]

## Subsection SOL Solutions

**C20** Contributed by Robert Beezer Statement [543]

Apply Definition MR [524],

$$\begin{aligned}\rho_C(T(1)) &= \rho_C\left(\begin{bmatrix} 2 \\ 1 \\ 3 \end{bmatrix}\right) = \rho_C\left(1\begin{bmatrix} 1 \\ 0 \\ 0 \end{bmatrix} + (-2)\begin{bmatrix} 1 \\ 1 \\ 0 \end{bmatrix} + 3\begin{bmatrix} 1 \\ 1 \\ 1 \end{bmatrix}\right) = \begin{bmatrix} 1 \\ -2 \\ 3 \end{bmatrix} \\ \rho_C(T(x)) &= \rho_C\left(\begin{bmatrix} -3 \\ 1 \\ 0 \end{bmatrix}\right) = \rho_C\left((-4)\begin{bmatrix} 1 \\ 0 \\ 0 \end{bmatrix} + 1\begin{bmatrix} 1 \\ 1 \\ 0 \end{bmatrix} + 0\begin{bmatrix} 1 \\ 1 \\ 1 \end{bmatrix}\right) = \begin{bmatrix} -4 \\ 1 \\ 0 \end{bmatrix} \\ \rho_C(T(x^2)) &= \rho_C\left(\begin{bmatrix} 4 \\ -1 \\ 2 \end{bmatrix}\right) = \rho_C\left(5\begin{bmatrix} 1 \\ 0 \\ 0 \end{bmatrix} + (-3)\begin{bmatrix} 1 \\ 1 \\ 0 \end{bmatrix} + 2\begin{bmatrix} 1 \\ 1 \\ 1 \end{bmatrix}\right) = \begin{bmatrix} 5 \\ -3 \\ 2 \end{bmatrix} \\ \rho_C(T(x^3)) &= \rho_C\left(\begin{bmatrix} -2 \\ 1 \\ -3 \end{bmatrix}\right) = \rho_C\left((-3)\begin{bmatrix} 1 \\ 0 \\ 0 \end{bmatrix} + 4\begin{bmatrix} 1 \\ 1 \\ 0 \end{bmatrix} + (-3)\begin{bmatrix} 1 \\ 1 \\ 1 \end{bmatrix}\right) = \begin{bmatrix} -3 \\ 4 \\ -3 \end{bmatrix}\end{aligned}$$

These four vectors are the columns of the matrix representation,

$$M_{B,C}^T = \begin{bmatrix} 1 & -4 & 5 & -3 \\ -2 & 1 & -3 & 4 \\ 3 & 0 & 2 & -3 \end{bmatrix}$$

**C21** Contributed by Robert Beezer Statement [543]

Applying Definition MR [524],

$$\begin{aligned}\rho_C(T(2 - 5x + x^2)) &= \rho_C\left(\begin{bmatrix} -2 \\ -4 \end{bmatrix}\right) = \rho_C\left(2\begin{bmatrix} 3 \\ 4 \end{bmatrix} + (-4)\begin{bmatrix} 2 \\ 3 \end{bmatrix}\right) = \begin{bmatrix} 2 \\ -4 \end{bmatrix} \\ \rho_C(T(1 + x - x^2)) &= \rho_C\left(\begin{bmatrix} 1 \\ -5 \end{bmatrix}\right) = \rho_C\left(13\begin{bmatrix} 3 \\ 4 \end{bmatrix} + (-19)\begin{bmatrix} 2 \\ 3 \end{bmatrix}\right) = \begin{bmatrix} 13 \\ -19 \end{bmatrix} \\ \rho_C(T(x^2)) &= \rho_C\left(\begin{bmatrix} 1 \\ 9 \end{bmatrix}\right) = \rho_C\left((-15)\begin{bmatrix} 3 \\ 4 \end{bmatrix} + 23\begin{bmatrix} 2 \\ 3 \end{bmatrix}\right) = \begin{bmatrix} -15 \\ 23 \end{bmatrix}\end{aligned}$$

So the resulting matrix representation is

$$M_{B,C}^T = \begin{bmatrix} 2 & 13 & -15 \\ -4 & -19 & 23 \end{bmatrix}$$

**C22** Contributed by Robert Beezer Statement [543]

Input to  $T$  the vectors of the basis  $B$  and coordinatize the outputs relative to  $C$ ,

$$\begin{aligned}\rho_C(T(1)) &= \rho_C\left(\begin{bmatrix} 2 & 1 \\ 1 & 1 \end{bmatrix}\right) = \rho_C\left(2\begin{bmatrix} 1 & 0 \\ 0 & 0 \end{bmatrix} + 1\begin{bmatrix} 0 & 1 \\ 1 & 0 \end{bmatrix} + 1\begin{bmatrix} 0 & 0 \\ 0 & 1 \end{bmatrix}\right) = \begin{bmatrix} 2 \\ 1 \\ 1 \end{bmatrix} \\ \rho_C(T(1+x)) &= \rho_C\left(\begin{bmatrix} 1 & 4 \\ 4 & 1 \end{bmatrix}\right) = \rho_C\left(1\begin{bmatrix} 1 & 0 \\ 0 & 0 \end{bmatrix} + 4\begin{bmatrix} 0 & 1 \\ 1 & 0 \end{bmatrix} + 1\begin{bmatrix} 0 & 0 \\ 0 & 1 \end{bmatrix}\right) = \begin{bmatrix} 1 \\ 4 \\ 1 \end{bmatrix} \\ \rho_C(T(1+x+x^2)) &= \rho_C\left(\begin{bmatrix} 2 & 3 \\ 3 & 0 \end{bmatrix}\right) = \rho_C\left(2\begin{bmatrix} 1 & 0 \\ 0 & 0 \end{bmatrix} + 3\begin{bmatrix} 0 & 1 \\ 1 & 0 \end{bmatrix} + 0\begin{bmatrix} 0 & 0 \\ 0 & 1 \end{bmatrix}\right) = \begin{bmatrix} 2 \\ 3 \\ 0 \end{bmatrix}\end{aligned}$$

Applying Definition MR [524] we have the matrix representation

$$M_{B,C}^T = \begin{bmatrix} 2 & 1 & 2 \\ 1 & 4 & 3 \\ 1 & 1 & 0 \end{bmatrix}$$

To compute  $T(3 + 5x - 2x^2)$  employ Theorem FTMR [526],

$$\begin{aligned} T(3 + 5x - 2x^2) &= \rho_C^{-1} (M_{B,C}^T \rho_B (3 + 5x - 2x^2)) \\ &= \rho_C^{-1} (M_{B,C}^T \rho_B ((-2)(1) + 7(1+x) + (-2)(1+x+x^2))) \\ &= \rho_C^{-1} \left( \begin{bmatrix} 2 & 1 & 2 \\ 1 & 4 & 3 \\ 1 & 1 & 0 \end{bmatrix} \begin{bmatrix} -2 \\ 7 \\ -2 \end{bmatrix} \right) \\ &= \rho_C^{-1} \left( \begin{bmatrix} -1 \\ 20 \\ 5 \end{bmatrix} \right) \\ &= (-1) \begin{bmatrix} 1 & 0 \\ 0 & 0 \end{bmatrix} + 20 \begin{bmatrix} 0 & 1 \\ 1 & 0 \end{bmatrix} + 5 \begin{bmatrix} 0 & 0 \\ 0 & 1 \end{bmatrix} \\ &= \begin{bmatrix} -1 & 20 \\ 20 & 5 \end{bmatrix} \end{aligned}$$

You can, of course, check your answer by evaluating  $T(3 + 5x - 2x^2)$  directly.

**C25** Contributed by Robert Beezer Statement [543]

Choose bases  $B$  and  $C$  for the matrix representation,

$$B = \{1, x, x^2, x^3\} \quad C = \left\{ \begin{bmatrix} 1 & 0 \\ 0 & 0 \end{bmatrix}, \begin{bmatrix} 0 & 1 \\ 0 & 0 \end{bmatrix}, \begin{bmatrix} 0 & 0 \\ 1 & 0 \end{bmatrix}, \begin{bmatrix} 0 & 0 \\ 0 & 1 \end{bmatrix} \right\}$$

Input to  $T$  the vectors of the basis  $B$  and coordinatize the outputs relative to  $C$ ,

$$\begin{aligned} \rho_C(T(1)) &= \rho_C \left( \begin{bmatrix} -1 & 4 \\ 1 & 1 \end{bmatrix} \right) = \rho_C \left( (-1) \begin{bmatrix} 1 & 0 \\ 0 & 0 \end{bmatrix} + 4 \begin{bmatrix} 0 & 1 \\ 0 & 0 \end{bmatrix} + 1 \begin{bmatrix} 0 & 0 \\ 1 & 0 \end{bmatrix} + 1 \begin{bmatrix} 0 & 0 \\ 0 & 1 \end{bmatrix} \right) = \begin{bmatrix} -1 \\ 4 \\ 1 \\ 1 \end{bmatrix} \\ \rho_C(T(x)) &= \rho_C \left( \begin{bmatrix} 4 & -1 \\ 5 & 0 \end{bmatrix} \right) = \rho_C \left( 4 \begin{bmatrix} 1 & 0 \\ 0 & 0 \end{bmatrix} + (-1) \begin{bmatrix} 0 & 1 \\ 0 & 0 \end{bmatrix} + 5 \begin{bmatrix} 0 & 0 \\ 1 & 0 \end{bmatrix} + 0 \begin{bmatrix} 0 & 0 \\ 0 & 1 \end{bmatrix} \right) = \begin{bmatrix} 4 \\ -1 \\ 5 \\ 0 \end{bmatrix} \\ \rho_C(T(x^2)) &= \rho_C \left( \begin{bmatrix} 1 & 6 \\ -2 & 2 \end{bmatrix} \right) = \rho_C \left( 1 \begin{bmatrix} 1 & 0 \\ 0 & 0 \end{bmatrix} + 6 \begin{bmatrix} 0 & 1 \\ 0 & 0 \end{bmatrix} + (-2) \begin{bmatrix} 0 & 0 \\ 1 & 0 \end{bmatrix} + 2 \begin{bmatrix} 0 & 0 \\ 0 & 1 \end{bmatrix} \right) = \begin{bmatrix} 1 \\ 6 \\ -2 \\ 2 \end{bmatrix} \\ \rho_C(T(x^3)) &= \rho_C \left( \begin{bmatrix} 2 & -1 \\ 2 & 5 \end{bmatrix} \right) = \rho_C \left( 2 \begin{bmatrix} 1 & 0 \\ 0 & 0 \end{bmatrix} + (-1) \begin{bmatrix} 0 & 1 \\ 0 & 0 \end{bmatrix} + 2 \begin{bmatrix} 0 & 0 \\ 1 & 0 \end{bmatrix} + 5 \begin{bmatrix} 0 & 0 \\ 0 & 1 \end{bmatrix} \right) = \begin{bmatrix} 2 \\ -1 \\ 2 \\ 5 \end{bmatrix} \end{aligned}$$

Applying Definition MR [524] we have the matrix representation

$$M_{B,C}^T = \begin{bmatrix} -1 & 4 & 1 & 2 \\ 4 & -1 & 6 & -1 \\ 1 & 5 & -2 & 2 \\ 1 & 0 & 2 & 5 \end{bmatrix}$$

Properties of this matrix representation will translate to properties of the linear transformation. The matrix representation is nonsingular since it row-reduces to the identity matrix (Theorem NMRRI [70]) and therefore has a column space equal to  $\mathbb{C}^4$  (Theorem CNMB [322]). The column space of the matrix representation is isomorphic to the range of the linear transformation (Theorem RCSI [537]). So the range of  $T$  has dimension 4, equal to the dimension of the codomain  $M_{22}$ . By Theorem ROSLT [500],  $T$  is surjective.

**C30** Contributed by Robert Beezer Statement [543]

These subspaces will be easiest to construct by analyzing a matrix representation of  $S$ . Since we can use any matrix representation, we might as well use natural bases that allow us to construct the matrix representation quickly and easily,

$$B = \left\{ \begin{bmatrix} 1 & 0 \\ 0 & 0 \end{bmatrix}, \begin{bmatrix} 0 & 1 \\ 0 & 0 \end{bmatrix}, \begin{bmatrix} 0 & 0 \\ 1 & 0 \end{bmatrix}, \begin{bmatrix} 0 & 0 \\ 0 & 1 \end{bmatrix} \right\} \quad C = \{1, x, x^2\}$$

then we can practically build the matrix representation on sight,

$$M_{B,C}^S = \begin{bmatrix} 1 & 2 & 5 & -4 \\ 3 & -1 & 8 & 2 \\ 1 & 1 & 4 & -2 \end{bmatrix}$$

The first step is to find bases for the null space and column space of the matrix representation. Row-reducing the matrix representation we find,

$$\begin{bmatrix} \boxed{1} & 0 & 3 & 0 \\ 0 & \boxed{1} & 1 & -2 \\ 0 & 0 & 0 & 0 \end{bmatrix}$$

So by Theorem BNS [136] and Theorem BCS [232], we have

$$\mathcal{N}(M_{B,C}^S) = \left\langle \left\{ \begin{bmatrix} -3 \\ -1 \\ 1 \\ 0 \end{bmatrix}, \begin{bmatrix} 0 \\ 2 \\ 0 \\ 1 \end{bmatrix} \right\} \right\rangle \quad \mathcal{C}(M_{B,C}^S) = \left\langle \left\{ \begin{bmatrix} 1 \\ 3 \\ 1 \end{bmatrix}, \begin{bmatrix} 2 \\ -1 \\ 1 \end{bmatrix} \right\} \right\rangle$$

Now, the proofs of Theorem KNSI [534] and Theorem RCSI [537] tell us that we can apply  $\rho_B^{-1}$  and  $\rho_C^{-1}$  (respectively) to “un-coordinatize” and get bases for the kernel and range of the linear transformation  $S$  itself,

$$\mathcal{K}(S) = \left\langle \left\{ \begin{bmatrix} -3 & -1 \\ 1 & 0 \end{bmatrix}, \begin{bmatrix} 0 & 2 \\ 0 & 1 \end{bmatrix} \right\} \right\rangle \quad \mathcal{R}(S) = \langle \{1 + 3x + x^2, 2 - x + x^2\} \rangle$$

**C40** Contributed by Robert Beezer Statement [543]

The analysis of  $R$  will be easiest if we analyze a matrix representation of  $R$ . Since we can use any matrix representation, we might as well use natural bases that allow us to construct the matrix representation quickly and easily,

$$B = \left\{ \begin{bmatrix} 1 & 0 \\ 0 & 0 \end{bmatrix}, \begin{bmatrix} 0 & 1 \\ 1 & 0 \end{bmatrix}, \begin{bmatrix} 0 & 0 \\ 0 & 1 \end{bmatrix} \right\} \quad C = \{1, x, x^2\}$$

then we can practically build the matrix representation on sight,

$$M_{B,C}^R = \begin{bmatrix} 1 & -1 & 0 \\ 2 & -3 & -2 \\ 1 & -1 & 1 \end{bmatrix}$$

This matrix representation is invertible (it has a nonzero determinant of  $-1$ , Theorem SMZD [378], Theorem NI [222]) so Theorem IMR [539] tells us that the linear transformation  $S$  is also invertible. To find a formula for  $R^{-1}$  we compute,

$$R^{-1}(a + bx + cx^2) = \rho_B^{-1} \left( M_{C,B}^{R^{-1}} \rho_C(a + bx + cx^2) \right) \quad \text{Theorem FTMR [526]}$$

$$\begin{aligned}
 &= \rho_B^{-1} \left( (M_{B,C}^R)^{-1} \rho_C (a + bx + cx^2) \right) && \text{Theorem IMR [539]} \\
 &= \rho_B^{-1} \left( (M_{B,C}^R)^{-1} \begin{bmatrix} a \\ b \\ c \end{bmatrix} \right) && \text{Definition VR [512]} \\
 &= \rho_B^{-1} \left( \begin{bmatrix} 5 & -1 & -2 \\ 4 & -1 & -2 \\ -1 & 0 & 1 \end{bmatrix} \begin{bmatrix} a \\ b \\ c \end{bmatrix} \right) && \text{Definition MI [207]} \\
 &= \rho_B^{-1} \left( \begin{bmatrix} 5a - b - 2c \\ 4a - b - 2c \\ -a + c \end{bmatrix} \right) && \text{Definition MVP [190]} \\
 &= \begin{bmatrix} 5a - b - 2c & 4a - b - 2c \\ 4a - b - 2c & -a + c \end{bmatrix} && \text{Definition VR [512]}
 \end{aligned}$$

**C41** Contributed by Robert Beezer Statement [544]

First, build a matrix representation of  $S$  (Definition MR [524]). We are free to choose whatever bases we wish, so we should choose ones that are easy to work with, such as

$$\begin{aligned}
 B &= \{1, x\} \\
 C &= \{[1 \ 0], [0 \ 1]\}
 \end{aligned}$$

The resulting matrix representation is then

$$M_{B,C}^T = \begin{bmatrix} 3 & 1 \\ 2 & 1 \end{bmatrix}$$

this matrix is invertible, since it has a nonzero determinant, so by Theorem IMR [539] the linear transformation  $S$  is invertible. We can use the matrix inverse and Theorem IMR [539] to find a formula for the inverse linear transformation,

$$\begin{aligned}
 S^{-1}([a \ b]) &= \rho_B^{-1} \left( M_{C,B}^{S^{-1}} \rho_C([a \ b]) \right) && \text{Theorem FTMR [526]} \\
 &= \rho_B^{-1} \left( (M_{B,C}^S)^{-1} \rho_C([a \ b]) \right) && \text{Theorem IMR [539]} \\
 &= \rho_B^{-1} \left( (M_{B,C}^S)^{-1} \begin{bmatrix} a \\ b \end{bmatrix} \right) && \text{Definition VR [512]} \\
 &= \rho_B^{-1} \left( \left( \begin{bmatrix} 3 & 1 \\ 2 & 1 \end{bmatrix} \right)^{-1} \begin{bmatrix} a \\ b \end{bmatrix} \right) \\
 &= \rho_B^{-1} \left( \begin{bmatrix} 1 & -1 \\ -2 & 3 \end{bmatrix} \begin{bmatrix} a \\ b \end{bmatrix} \right) && \text{Definition MI [207]} \\
 &= \rho_B^{-1} \left( \begin{bmatrix} a - b \\ -2a + 3b \end{bmatrix} \right) && \text{Definition MVP [190]} \\
 &= (a - b) + (-2a + 3b)x && \text{Definition VR [512]}
 \end{aligned}$$

**C42** Contributed by Robert Beezer Statement [544]

Choose bases  $B$  and  $C$  for  $M_{12}$  and  $M_{21}$  (respectively),

$$B = \{[1 \ 0], [0 \ 1]\} \quad C = \left\{ \begin{bmatrix} 1 \\ 0 \end{bmatrix}, \begin{bmatrix} 0 \\ 1 \end{bmatrix} \right\}$$

The resulting matrix representation is

$$M_{B,C}^R = \begin{bmatrix} 1 & 3 \\ 4 & 11 \end{bmatrix}$$



This matrix is invertible (its determinant is nonzero, Theorem SMZD [378]), so by Theorem IMR [539], we can compute the matrix representation of  $R^{-1}$  with a matrix inverse (Theorem TTMI [208]),

$$M_{C,B}^{R^{-1}} = \begin{bmatrix} 1 & 3 \\ 4 & 11 \end{bmatrix}^{-1} = \begin{bmatrix} -11 & 3 \\ 4 & -1 \end{bmatrix}$$

To obtain a general formula for  $R^{-1}$ , use Theorem FTMR [526],

$$\begin{aligned} R^{-1} \left( \begin{bmatrix} x \\ y \end{bmatrix} \right) &= \rho_B^{-1} \left( M_{C,B}^{R^{-1}} \rho_C \left( \begin{bmatrix} x \\ y \end{bmatrix} \right) \right) \\ &= \rho_B^{-1} \left( \begin{bmatrix} -11 & 3 \\ 4 & -1 \end{bmatrix} \begin{bmatrix} x \\ y \end{bmatrix} \right) \\ &= \rho_B^{-1} \left( \begin{bmatrix} -11x + 3y \\ 4x - y \end{bmatrix} \right) \\ &= \begin{bmatrix} -11x + 3y & 4x - y \end{bmatrix} \end{aligned}$$

**C50** Contributed by Robert Beezer Statement [544]

As usual, build any matrix representation of  $L$ , most likely using a “nice” bases, such as

$$\begin{aligned} B &= \left\{ \begin{bmatrix} 1 & 0 \\ 0 & 0 \end{bmatrix}, \begin{bmatrix} 0 & 1 \\ 0 & 0 \end{bmatrix}, \begin{bmatrix} 0 & 0 \\ 1 & 0 \end{bmatrix}, \begin{bmatrix} 0 & 0 \\ 0 & 1 \end{bmatrix} \right\} \\ C &= \{1, x, x^2\} \end{aligned}$$

Then the matrix representation (Definition MR [524]) is,

$$M_{B,C}^L = \begin{bmatrix} 1 & 2 & 4 & 1 \\ 3 & 0 & 1 & -2 \\ -1 & 1 & 3 & 3 \end{bmatrix}$$

Theorem RCSI [537] tells us that we can compute the column space of the matrix representation, then use the isomorphism  $\rho_C^{-1}$  to convert the column space of the matrix representation into the range of the linear transformation. So we first analyze the matrix representation,

$$\begin{bmatrix} 1 & 2 & 4 & 1 \\ 3 & 0 & 1 & -2 \\ -1 & 1 & 3 & 3 \end{bmatrix} \xrightarrow{\text{RREF}} \begin{bmatrix} \boxed{1} & 0 & 0 & -1 \\ 0 & \boxed{1} & 0 & -1 \\ 0 & 0 & \boxed{1} & 1 \end{bmatrix}$$

With three nonzero rows in the reduced row-echelon form of the matrix, we know the column space has dimension 3. Since  $P_2$  has dimension 3 (Theorem DP [336]), the range must be all of  $P_2$ . So *any* basis of  $P_2$  would suffice as a basis for the range. For instance,  $C$  itself would be a correct answer.

A more laborious approach would be to use Theorem BCS [232] and choose the first three columns of the matrix representation as a basis for the range of the matrix representation. These could then be “un-coordinatized” with  $\rho_C^{-1}$  to yield a (“not nice”) basis for  $P_2$ .

**C52** Contributed by Robert Beezer Statement [544]

Choose bases  $B$  and  $C$  for the matrix representation,

$$B = \{1, x, x^2\} \quad C = \left\{ \begin{bmatrix} 1 & 0 \\ 0 & 0 \end{bmatrix}, \begin{bmatrix} 0 & 1 \\ 0 & 0 \end{bmatrix}, \begin{bmatrix} 0 & 0 \\ 1 & 0 \end{bmatrix}, \begin{bmatrix} 0 & 0 \\ 0 & 1 \end{bmatrix} \right\}$$

Input to  $T$  the vectors of the basis  $B$  and coordinatize the outputs relative to  $C$ ,

$$\rho_C(T(1)) = \rho_C \left( \begin{bmatrix} 1 & 2 \\ -1 & 3 \end{bmatrix} \right) = \rho_C \left( 1 \begin{bmatrix} 1 & 0 \\ 0 & 0 \end{bmatrix} + 2 \begin{bmatrix} 0 & 1 \\ 0 & 0 \end{bmatrix} + (-1) \begin{bmatrix} 0 & 0 \\ 1 & 0 \end{bmatrix} + 3 \begin{bmatrix} 0 & 0 \\ 0 & 1 \end{bmatrix} \right) = \begin{bmatrix} 1 \\ 2 \\ -1 \\ 3 \end{bmatrix}$$

$$\rho_C(T(x)) = \rho_C\left(\begin{bmatrix} 2 & 2 \\ 1 & 2 \end{bmatrix}\right) = \rho_C\left(2\begin{bmatrix} 1 & 0 \\ 0 & 0 \end{bmatrix} + 2\begin{bmatrix} 0 & 1 \\ 0 & 0 \end{bmatrix} + 1\begin{bmatrix} 0 & 0 \\ 1 & 0 \end{bmatrix} + 2\begin{bmatrix} 0 & 0 \\ 0 & 1 \end{bmatrix}\right) = \begin{bmatrix} 2 \\ 2 \\ 1 \\ 2 \end{bmatrix}$$

$$\rho_C(T(x^2)) = \rho_C\left(\begin{bmatrix} -2 & 0 \\ -4 & 2 \end{bmatrix}\right) = \rho_C\left((-2)\begin{bmatrix} 1 & 0 \\ 0 & 0 \end{bmatrix} + 0\begin{bmatrix} 0 & 1 \\ 0 & 0 \end{bmatrix} + (-4)\begin{bmatrix} 0 & 0 \\ 1 & 0 \end{bmatrix} + 2\begin{bmatrix} 0 & 0 \\ 0 & 1 \end{bmatrix}\right) = \begin{bmatrix} -2 \\ 0 \\ -4 \\ 2 \end{bmatrix}$$

Applying Definition MR [524] we have the matrix representation

$$M_{B,C}^T = \begin{bmatrix} 1 & 2 & -2 \\ 2 & 2 & 0 \\ -1 & 1 & -4 \\ 3 & 2 & 2 \end{bmatrix}$$

The null space of the matrix representation is isomorphic (via  $\rho_B$ ) to the kernel of the linear transformation (Theorem KNSI [534]). So we compute the null space of the matrix representation by first row-reducing the matrix to,

$$\begin{bmatrix} \boxed{1} & 0 & 2 \\ 0 & \boxed{1} & -2 \\ 0 & 0 & 0 \\ 0 & 0 & 0 \end{bmatrix}$$

Employing Theorem BNS [136] we have

$$\mathcal{N}(M_{B,C}^T) = \left\langle \left\{ \begin{bmatrix} -2 \\ 2 \\ 1 \end{bmatrix} \right\} \right\rangle$$

We only need to uncoordinatize this one basis vector to get a basis for  $\mathcal{K}(T)$ ,

$$\mathcal{K}(T) = \left\langle \left\{ \rho_B^{-1} \left( \begin{bmatrix} -2 \\ 2 \\ 1 \end{bmatrix} \right) \right\} \right\rangle = \langle \{-2 + 2x + x^2\} \rangle$$

**M20** Contributed by Robert Beezer Statement [544]

Build a matrix representation (Definition MR [524]) with the set

$$B = \{1, x, x^2, \dots, x^n\}$$

employed as a basis of both the domain and codomain. Then

$$\begin{aligned} \rho_B(D(1)) = \rho_B(0) &= \begin{bmatrix} 0 \\ 0 \\ 0 \\ \vdots \\ 0 \\ 0 \end{bmatrix} & \rho_B(D(x)) = \rho_B(1) &= \begin{bmatrix} 1 \\ 0 \\ 0 \\ \vdots \\ 0 \\ 0 \end{bmatrix} \\ \rho_B(D(x^2)) = \rho_B(2x) &= \begin{bmatrix} 0 \\ 2 \\ 0 \\ \vdots \\ 0 \\ 0 \end{bmatrix} & \rho_B(D(x^3)) = \rho_B(3x^2) &= \begin{bmatrix} 0 \\ 0 \\ 3 \\ \vdots \\ 0 \\ 0 \end{bmatrix} \end{aligned}$$

$$\rho_B(D(x^n)) = \rho_B(nx^{n-1}) = \begin{bmatrix} 0 \\ 0 \\ 0 \\ \vdots \\ n \\ 0 \end{bmatrix}$$

and the resulting matrix representation is

$$M_{B,B}^D = \begin{bmatrix} 0 & 1 & 0 & 0 & \dots & 0 & 0 \\ 0 & 0 & 2 & 0 & \dots & 0 & 0 \\ 0 & 0 & 0 & 3 & \dots & 0 & 0 \\ \vdots & & & & \ddots & & \vdots \\ 0 & 0 & 0 & 0 & \dots & 0 & n \\ 0 & 0 & 0 & 0 & \dots & 0 & 0 \end{bmatrix}$$

This  $(n + 1) \times (n + 1)$  matrix is very close to being in reduced row-echelon form. Multiply row  $i$  by  $\frac{1}{i}$ , for  $1 \leq i \leq n$ , to convert it to reduced row-echelon form. From this we can see that matrix representation  $M_{B,B}^D$  has rank  $n$  and nullity 1. Applying Theorem RCSI [537] and Theorem KNSI [534] tells us that the linear transformation  $D$  will have the same values for the rank and nullity, as well.

**T20** Contributed by Robert Beezer Statement [544]

Given the nonsingular  $n \times n$  matrix  $A$ , create the linear transformation  $T: \mathbb{C}^n \mapsto \mathbb{C}^n$  defined by  $T(\mathbf{x}) = A\mathbf{x}$ . Then

$A$ nonsingular	$\iff A$ invertible	Theorem NI [222]
	$\iff T$ invertible	Theorem IMILT [541]
	$\iff T$ injective and surjective	Theorem ILTIS [494]
	$\iff C$ linearly independent, and	Theorem ILTB [468]
	$C$ spans $\mathbb{C}^n$	Theorem SLTB [484]
	$\iff C$ basis for $\mathbb{C}^n$	Definition B [317]

**T80** Contributed by Robert Beezer Statement [545]

Suppose that  $B = \{\mathbf{u}_1, \mathbf{u}_2, \mathbf{u}_3, \dots, \mathbf{u}_m\}$ ,  $C = \{\mathbf{v}_1, \mathbf{v}_2, \mathbf{v}_3, \dots, \mathbf{v}_n\}$  and  $D = \{\mathbf{w}_1, \mathbf{w}_2, \mathbf{w}_3, \dots, \mathbf{w}_p\}$ . For convenience, set  $M = M_{B,C}^T$ ,  $m_{ij} = [M]_{ij}$ ,  $1 \leq i \leq n$ ,  $1 \leq j \leq m$ , and similarly, set  $N = M_{C,D}^S$ ,  $n_{ij} = [N]_{ij}$ ,  $1 \leq i \leq p$ ,  $1 \leq j \leq n$ . We want to learn about the matrix representation of  $S \circ T: V \mapsto W$  relative to  $B$  and  $D$ . We will examine a single (generic) entry of this representation.

$[M_{B,D}^{S \circ T}]_{ij} = [\rho_D((S \circ T)(\mathbf{u}_j))]_i$	Definition MR [524]
$= [\rho_D(S(T(\mathbf{u}_j)))]_i$	Definition LTC [453]
$= \left[ \rho_D \left( S \left( \sum_{k=1}^n m_{kj} \mathbf{v}_k \right) \right) \right]_i$	Definition MR [524]
$= \left[ \rho_D \left( \sum_{k=1}^n m_{kj} S(\mathbf{v}_k) \right) \right]_i$	Theorem LTLC [446]
$= \left[ \rho_D \left( \sum_{k=1}^n m_{kj} \sum_{\ell=1}^p n_{\ell k} \mathbf{w}_\ell \right) \right]_i$	Definition MR [524]

$$\begin{aligned}
 &= \left[ \rho_D \left( \sum_{k=1}^n \sum_{\ell=1}^p m_{kj} n_{\ell k} \mathbf{w}_\ell \right) \right]_i && \text{Property DVA [273]} \\
 &= \left[ \rho_D \left( \sum_{\ell=1}^p \sum_{k=1}^n m_{kj} n_{\ell k} \mathbf{w}_\ell \right) \right]_i && \text{Property C [272]} \\
 &= \left[ \rho_D \left( \sum_{\ell=1}^p \left( \sum_{k=1}^n m_{kj} n_{\ell k} \right) \mathbf{w}_\ell \right) \right]_i && \text{Property DSA [273]} \\
 &= \sum_{k=1}^n m_{kj} n_{ik} && \text{Definition VR [512]} \\
 &= \sum_{k=1}^n n_{ik} m_{kj} && \text{Property CMCN [656]} \\
 &= \sum_{k=1}^n [M_{C,D}^S]_{ik} [M_{B,C}^T]_{kj} && \text{Property CMCN [656]}
 \end{aligned}$$

This formula for the entry of a matrix should remind you of Theorem EMP [194]. However, while the theorem presumed we knew how to multiply matrices, the solution before us never uses any understanding of matrix products. It uses the definitions of vector and matrix representations, properties of linear transformations and vector spaces. So if we began a course by first discussing vector space, and then linear transformations between vector spaces, we could carry matrix representations into a *motivation* for a definition of matrix multiplication that is grounded in function composition. That is worth saying again — a definition of matrix representations of linear transformations *results* in a matrix product being the representation of a composition of linear transformations.

This exercise is meant to explain why many authors take the formula in Theorem EMP [194] as their *definition* of matrix multiplication, and why it is a natural choice when the proper motivation is in place. If we first defined matrix multiplication in the style of Theorem EMP [194], then the above argument, followed by a simple application of the definition of matrix equality (Definition ME [178]), would yield Theorem MRCLT [531].

## Section CB

### Change of Basis

We have seen in Section MR [524] that a linear transformation can be represented by a matrix, once we pick bases for the domain and codomain. How does the matrix representation change if we choose different bases? Which bases lead to especially nice representations? From the infinite possibilities, what is the best possible representation? This section will begin to answer these questions. But first we need to define eigenvalues for linear transformations and the change-of-basis matrix.

#### Subsection EELT

#### Eigenvalues and Eigenvectors of Linear Transformations

We now define the notion of an eigenvalue and eigenvector of a linear transformation. It should not be too surprising, especially if you remind yourself of the close relationship between matrices and linear transformations.

##### Definition EELT

##### Eigenvalue and Eigenvector of a Linear Transformation

Suppose that  $T: V \mapsto V$  is a linear transformation. Then a nonzero vector  $\mathbf{v} \in V$  is an **eigenvector** of  $T$  for the **eigenvalue**  $\lambda$  if  $T(\mathbf{v}) = \lambda\mathbf{v}$ .  $\triangle$

We will see shortly the best method for computing the eigenvalues and eigenvectors of a linear transformation, but for now, here are some examples to verify that such things really do exist.

##### Example ELTBM

##### Eigenvectors of linear transformation between matrices

Consider the linear transformation  $T: M_{22} \mapsto M_{22}$  defined by

$$T\left(\begin{bmatrix} a & b \\ c & d \end{bmatrix}\right) = \begin{bmatrix} -17a + 11b + 8c - 11d & -57a + 35b + 24c - 33d \\ -14a + 10b + 6c - 10d & -41a + 25b + 16c - 23d \end{bmatrix}$$

and the vectors

$$\mathbf{x}_1 = \begin{bmatrix} 0 & 1 \\ 0 & 1 \end{bmatrix} \quad \mathbf{x}_2 = \begin{bmatrix} 1 & 1 \\ 1 & 0 \end{bmatrix} \quad \mathbf{x}_3 = \begin{bmatrix} 1 & 3 \\ 2 & 3 \end{bmatrix} \quad \mathbf{x}_4 = \begin{bmatrix} 2 & 6 \\ 1 & 4 \end{bmatrix}$$

Then compute

$$\begin{aligned} T(\mathbf{x}_1) &= T\left(\begin{bmatrix} 0 & 1 \\ 0 & 1 \end{bmatrix}\right) = \begin{bmatrix} 0 & 2 \\ 0 & 2 \end{bmatrix} = 2\mathbf{x}_1 \\ T(\mathbf{x}_2) &= T\left(\begin{bmatrix} 1 & 1 \\ 1 & 0 \end{bmatrix}\right) = \begin{bmatrix} 2 & 2 \\ 2 & 0 \end{bmatrix} = 2\mathbf{x}_2 \\ T(\mathbf{x}_3) &= T\left(\begin{bmatrix} 1 & 3 \\ 2 & 3 \end{bmatrix}\right) = \begin{bmatrix} -1 & -3 \\ -2 & -3 \end{bmatrix} = (-1)\mathbf{x}_3 \\ T(\mathbf{x}_4) &= T\left(\begin{bmatrix} 2 & 6 \\ 1 & 4 \end{bmatrix}\right) = \begin{bmatrix} -4 & -12 \\ -2 & -8 \end{bmatrix} = (-2)\mathbf{x}_4 \end{aligned}$$

So  $\mathbf{x}_1, \mathbf{x}_2, \mathbf{x}_3, \mathbf{x}_4$  are eigenvectors of  $T$  with eigenvalues (respectively)  $\lambda_1 = 2, \lambda_2 = 2, \lambda_3 = -1, \lambda_4 = -2$ .  $\boxtimes$

Here's another.

**Example ELTBP****Eigenvectors of linear transformation between polynomials**

Consider the linear transformation  $R: P_2 \mapsto P_2$  defined by

$$R(a + bx + cx^2) = (15a + 8b - 4c) + (-12a - 6b + 3c)x + (24a + 14b - 7c)x^2$$

and the vectors

$$\mathbf{w}_1 = 1 - x + x^2 \qquad \mathbf{w}_2 = x + 2x^2 \qquad \mathbf{w}_3 = 1 + 4x^2$$

Then compute

$$R(\mathbf{w}_1) = R(1 - x + x^2) = 3 - 3x + 3x^2 = 3\mathbf{w}_1$$

$$R(\mathbf{w}_2) = R(x + 2x^2) = 0 + 0x + 0x^2 = 0\mathbf{w}_2$$

$$R(\mathbf{w}_3) = R(1 + 4x^2) = -1 - 4x^2 = (-1)\mathbf{w}_3$$

So  $\mathbf{w}_1$ ,  $\mathbf{w}_2$ ,  $\mathbf{w}_3$  are eigenvectors of  $R$  with eigenvalues (respectively)  $\lambda_1 = 3$ ,  $\lambda_2 = 0$ ,  $\lambda_3 = -1$ . Notice how the eigenvalue  $\lambda_2 = 0$  indicates that the eigenvector  $\mathbf{w}_2$  is a non-trivial element of the kernel of  $R$ , and therefore  $R$  is not injective (Exercise CB.T15 [575]).  $\square$

Of course, these examples are meant only to illustrate the definition of eigenvectors and eigenvalues for linear transformations, and therefore beg the question, “How would I *find* eigenvectors?” We’ll have an answer before we finish this section. We need one more construction first.

**Subsection CBM****Change-of-Basis Matrix**

Given a vector space, we know we can usually find many different bases for the vector space, some nice, some nasty. If we choose a single vector from this vector space, we can build many different representations of the vector by constructing the representations relative to different bases. How are these different representations related to each other? A change-of-basis matrix answers this question.

**Definition CBM****Change-of-Basis Matrix**

Suppose that  $V$  is a vector space, and  $I_V: V \mapsto V$  is the identity linear transformation on  $V$ . Let  $B = \{\mathbf{v}_1, \mathbf{v}_2, \mathbf{v}_3, \dots, \mathbf{v}_n\}$  and  $C$  be two bases of  $V$ . Then the **change-of-basis matrix** from  $B$  to  $C$  is the matrix representation of  $I_V$  relative to  $B$  and  $C$ ,

$$\begin{aligned} C_{B,C} &= M_{B,C}^{I_V} \\ &= [\rho_C(I_V(\mathbf{v}_1)) \mid \rho_C(I_V(\mathbf{v}_2)) \mid \rho_C(I_V(\mathbf{v}_3)) \mid \dots \mid \rho_C(I_V(\mathbf{v}_n))] \\ &= [\rho_C(\mathbf{v}_1) \mid \rho_C(\mathbf{v}_2) \mid \rho_C(\mathbf{v}_3) \mid \dots \mid \rho_C(\mathbf{v}_n)] \end{aligned}$$

$\triangle$

Notice that this definition is primarily about a single vector space ( $V$ ) and two bases of  $V$  ( $B$ ,  $C$ ). The linear transformation ( $I_V$ ) is necessary but not critical. As you might expect, this matrix has something to do with changing bases. Here is the theorem that gives the matrix its name (not the other way around).

**Theorem CB****Change-of-Basis**

Suppose that  $\mathbf{v}$  is a vector in the vector space  $V$  and  $B$  and  $C$  are bases of  $V$ . Then

$$\rho_C(\mathbf{v}) = C_{B,C}\rho_B(\mathbf{v})$$

□

**Proof**

$$\begin{aligned}
 \rho_C(\mathbf{v}) &= \rho_C(I_V(\mathbf{v})) && \text{Definition IDLT [491]} \\
 &= M_{B,C}^{I_V} \rho_B(\mathbf{v}) && \text{Theorem FTMR [526]} \\
 &= C_{B,C} \rho_B(\mathbf{v}) && \text{Definition CBM [555]}
 \end{aligned}$$

■

So the change-of-basis matrix can be used with matrix multiplication to convert a vector representation of a vector ( $\mathbf{v}$ ) relative to one basis ( $\rho_B(\mathbf{v})$ ) to a representation of the same vector relative to a second basis ( $\rho_C(\mathbf{v})$ ).

**Theorem ICBM**
**Inverse of Change-of-Basis Matrix**

Suppose that  $V$  is a vector space, and  $B$  and  $C$  are bases of  $V$ . Then the change-of-basis matrix  $C_{B,C}$  is nonsingular and

$$C_{B,C}^{-1} = C_{C,B}$$

□

**Proof** The linear transformation  $I_V: V \mapsto V$  is invertible, and its inverse is itself,  $I_V$  (check this!). So by Theorem IMR [539], the matrix  $M_{B,C}^{I_V} = C_{B,C}$  is invertible. Theorem NI [222] says an invertible matrix is nonsingular.

Then

$$\begin{aligned}
 C_{B,C}^{-1} &= \left(M_{B,C}^{I_V}\right)^{-1} && \text{Definition CBM [555]} \\
 &= M_{C,B}^{I_V^{-1}} && \text{Theorem IMR [539]} \\
 &= M_{C,B}^{I_V} && \text{Definition IDLT [491]} \\
 &= C_{C,B} && \text{Definition CBM [555]}
 \end{aligned}$$

■

**Example CBP**
**Change of basis with polynomials**

The vector space  $P_4$  (Example VSP [274]) has two nice bases (Example BP [318]),

$$B = \{1, x, x^2, x^3, x^4\} \quad C = \{1, 1+x, 1+x+x^2, 1+x+x^2+x^3, 1+x+x^2+x^3+x^4\}$$

To build the change-of-basis matrix between  $B$  and  $C$ , we must first build a vector representation of each vector in  $B$  relative to  $C$ ,

$$\begin{aligned}
 \rho_C(1) &= \rho_C((1)(1)) = \begin{bmatrix} 1 \\ 0 \\ 0 \\ 0 \\ 0 \end{bmatrix} \\
 \rho_C(x) &= \rho_C((-1)(1) + (1)(1+x)) = \begin{bmatrix} -1 \\ 1 \\ 0 \\ 0 \\ 0 \end{bmatrix}
 \end{aligned}$$

$$\rho_C(x^2) = \rho_C((-1)(1+x) + (1)(1+x+x^2)) = \begin{bmatrix} 0 \\ -1 \\ 1 \\ 0 \\ 0 \end{bmatrix}$$

$$\rho_C(x^3) = \rho_C((-1)(1+x+x^2) + (1)(1+x+x^2+x^3)) = \begin{bmatrix} 0 \\ 0 \\ -1 \\ 1 \\ 0 \end{bmatrix}$$

$$\rho_C(x^4) = \rho_C((-1)(1+x+x^2+x^3) + (1)(1+x+x^2+x^3+x^4)) = \begin{bmatrix} 0 \\ 0 \\ 0 \\ -1 \\ 1 \end{bmatrix}$$

Then we package up these vectors as the columns of a matrix,

$$C_{B,C} = \begin{bmatrix} 1 & -1 & 0 & 0 & 0 \\ 0 & 1 & -1 & 0 & 0 \\ 0 & 0 & 1 & -1 & 0 \\ 0 & 0 & 0 & 1 & -1 \\ 0 & 0 & 0 & 0 & 1 \end{bmatrix}$$

Now, to illustrate Theorem CB [555], consider the vector  $\mathbf{u} = 5 - 3x + 2x^2 + 8x^3 - 3x^4$ . We can build the representation of  $\mathbf{u}$  relative to  $B$  easily,

$$\rho_B(\mathbf{u}) = \rho_B(5 - 3x + 2x^2 + 8x^3 - 3x^4) = \begin{bmatrix} 5 \\ -3 \\ 2 \\ 8 \\ -3 \end{bmatrix}$$

Applying Theorem CB [555], we obtain a second representation of  $\mathbf{u}$ , but now relative to  $C$ ,

$$\begin{aligned} \rho_C(\mathbf{u}) &= C_{B,C}\rho_B(\mathbf{u}) && \text{Theorem CB [555]} \\ &= \begin{bmatrix} 1 & -1 & 0 & 0 & 0 \\ 0 & 1 & -1 & 0 & 0 \\ 0 & 0 & 1 & -1 & 0 \\ 0 & 0 & 0 & 1 & -1 \\ 0 & 0 & 0 & 0 & 1 \end{bmatrix} \begin{bmatrix} 5 \\ -3 \\ 2 \\ 8 \\ -3 \end{bmatrix} \\ &= \begin{bmatrix} 8 \\ -5 \\ -6 \\ 11 \\ -3 \end{bmatrix} && \text{Definition MVP [190]} \end{aligned}$$

We can check our work by unraveling this second representation,

$$\begin{aligned} \mathbf{u} &= \rho_C^{-1}(\rho_C(\mathbf{u})) && \text{Definition IVLT [491]} \\ &= \rho_C^{-1}\left(\begin{bmatrix} 8 \\ -5 \\ -6 \\ 11 \\ -3 \end{bmatrix}\right) \end{aligned}$$



$$\begin{aligned}
 &= 8(1) + (-5)(1+x) + (-6)(1+x+x^2) \\
 &\quad + (11)(1+x+x^2+x^3) + (-3)(1+x+x^2+x^3+x^4) \quad \text{Definition VR [512]} \\
 &= 5 - 3x + 2x^2 + 8x^3 - 3x^4
 \end{aligned}$$

The change-of-basis matrix from  $C$  to  $B$  is actually easier to build. Grab each vector in the basis  $C$  and form its representation relative to  $B$

$$\rho_B(1) = \rho_B((1)1) = \begin{bmatrix} 1 \\ 0 \\ 0 \\ 0 \\ 0 \end{bmatrix}$$

$$\rho_B(1+x) = \rho_B((1)1 + (1)x) = \begin{bmatrix} 1 \\ 1 \\ 0 \\ 0 \\ 0 \end{bmatrix}$$

$$\rho_B(1+x+x^2) = \rho_B((1)1 + (1)x + (1)x^2) = \begin{bmatrix} 1 \\ 1 \\ 1 \\ 0 \\ 0 \end{bmatrix}$$

$$\rho_B(1+x+x^2+x^3) = \rho_B((1)1 + (1)x + (1)x^2 + (1)x^3) = \begin{bmatrix} 1 \\ 1 \\ 1 \\ 1 \\ 0 \end{bmatrix}$$

$$\rho_B(1+x+x^2+x^3+x^4) = \rho_B((1)1 + (1)x + (1)x^2 + (1)x^3 + (1)x^4) = \begin{bmatrix} 1 \\ 1 \\ 1 \\ 1 \\ 1 \end{bmatrix}$$

Then we package up these vectors as the columns of a matrix,

$$C_{C,B} = \begin{bmatrix} 1 & 1 & 1 & 1 & 1 \\ 0 & 1 & 1 & 1 & 1 \\ 0 & 0 & 1 & 1 & 1 \\ 0 & 0 & 0 & 1 & 1 \\ 0 & 0 & 0 & 0 & 1 \end{bmatrix}$$

We formed two representations of the vector  $\mathbf{u}$  above, so we can again provide a check on our computations by converting from the representation of  $\mathbf{u}$  relative to  $C$  to the representation of  $\mathbf{u}$  relative to  $B$ ,

$$\begin{aligned}
 \rho_B(\mathbf{u}) &= C_{C,B}\rho_C(\mathbf{u}) && \text{Theorem CB [555]} \\
 &= \begin{bmatrix} 1 & 1 & 1 & 1 & 1 \\ 0 & 1 & 1 & 1 & 1 \\ 0 & 0 & 1 & 1 & 1 \\ 0 & 0 & 0 & 1 & 1 \\ 0 & 0 & 0 & 0 & 1 \end{bmatrix} \begin{bmatrix} 8 \\ -5 \\ -6 \\ 11 \\ -3 \end{bmatrix}
 \end{aligned}$$

$$= \begin{bmatrix} 5 \\ -3 \\ 2 \\ 8 \\ -3 \end{bmatrix} \quad \text{Definition MVP [190]}$$

One more computation that is either a check on our work, or an illustration of a theorem. The two change-of-basis matrices,  $C_{B,C}$  and  $C_{C,B}$ , should be inverses of each other, according to Theorem ICBM [556]. Here we go,

$$C_{B,C}C_{C,B} = \begin{bmatrix} 1 & -1 & 0 & 0 & 0 \\ 0 & 1 & -1 & 0 & 0 \\ 0 & 0 & 1 & -1 & 0 \\ 0 & 0 & 0 & 1 & -1 \\ 0 & 0 & 0 & 0 & 1 \end{bmatrix} \begin{bmatrix} 1 & 1 & 1 & 1 & 1 \\ 0 & 1 & 1 & 1 & 1 \\ 0 & 0 & 1 & 1 & 1 \\ 0 & 0 & 0 & 1 & 1 \\ 0 & 0 & 0 & 0 & 1 \end{bmatrix} = \begin{bmatrix} 1 & 0 & 0 & 0 & 0 \\ 0 & 1 & 0 & 0 & 0 \\ 0 & 0 & 1 & 0 & 0 \\ 0 & 0 & 0 & 1 & 0 \\ 0 & 0 & 0 & 0 & 1 \end{bmatrix}$$

⊠

The computations of the previous example are not meant to present any labor-saving devices, but instead are meant to illustrate the *utility* of the change-of-basis matrix. However, you might have noticed that  $C_{C,B}$  was easier to compute than  $C_{B,C}$ . If you needed  $C_{B,C}$ , then you could first compute  $C_{C,B}$  and then compute its inverse, which by Theorem ICBM [556], would equal  $C_{B,C}$ .

Here's another illustrative example. We have been concentrating on working with abstract vector spaces, but all of our theorems and techniques apply just as well to  $\mathbb{C}^m$ , the vector space of column vectors. We only need to use more complicated bases than the standard unit vectors (Theorem SUVB [317]) to make things interesting.

### Example CBCV

#### Change of basis with column vectors

For the vector space  $\mathbb{C}^4$  we have the two bases,

$$B = \left\{ \begin{bmatrix} 1 \\ -2 \\ 1 \\ -2 \end{bmatrix}, \begin{bmatrix} -1 \\ 3 \\ 1 \\ 1 \end{bmatrix}, \begin{bmatrix} 2 \\ -3 \\ 3 \\ -4 \end{bmatrix}, \begin{bmatrix} -1 \\ 3 \\ 3 \\ 0 \end{bmatrix} \right\} \quad C = \left\{ \begin{bmatrix} 1 \\ -6 \\ -4 \\ -1 \end{bmatrix}, \begin{bmatrix} -4 \\ 8 \\ -5 \\ 8 \end{bmatrix}, \begin{bmatrix} -5 \\ 13 \\ -2 \\ 9 \end{bmatrix}, \begin{bmatrix} 3 \\ -7 \\ 3 \\ -6 \end{bmatrix} \right\}$$

The change-of-basis matrix from  $B$  to  $C$  requires writing each vector of  $B$  as a linear combination the vectors in  $C$ ,

$$\rho_C \left( \begin{bmatrix} 1 \\ -2 \\ 1 \\ -2 \end{bmatrix} \right) = \rho_C \left( (1) \begin{bmatrix} 1 \\ -6 \\ -4 \\ -1 \end{bmatrix} + (-2) \begin{bmatrix} -4 \\ 8 \\ -5 \\ 8 \end{bmatrix} + (1) \begin{bmatrix} -5 \\ 13 \\ -2 \\ 9 \end{bmatrix} + (-1) \begin{bmatrix} 3 \\ -7 \\ 3 \\ -6 \end{bmatrix} \right) = \begin{bmatrix} 1 \\ -2 \\ 1 \\ -1 \end{bmatrix}$$

$$\rho_C \left( \begin{bmatrix} -1 \\ 3 \\ 1 \\ 1 \end{bmatrix} \right) = \rho_C \left( (2) \begin{bmatrix} 1 \\ -6 \\ -4 \\ -1 \end{bmatrix} + (-3) \begin{bmatrix} -4 \\ 8 \\ -5 \\ 8 \end{bmatrix} + (3) \begin{bmatrix} -5 \\ 13 \\ -2 \\ 9 \end{bmatrix} + (0) \begin{bmatrix} 3 \\ -7 \\ 3 \\ -6 \end{bmatrix} \right) = \begin{bmatrix} 2 \\ -3 \\ 3 \\ 0 \end{bmatrix}$$

$$\rho_C \left( \begin{bmatrix} 2 \\ -3 \\ 3 \\ -4 \end{bmatrix} \right) = \rho_C \left( (1) \begin{bmatrix} 1 \\ -6 \\ -4 \\ -1 \end{bmatrix} + (-3) \begin{bmatrix} -4 \\ 8 \\ -5 \\ 8 \end{bmatrix} + (1) \begin{bmatrix} -5 \\ 13 \\ -2 \\ 9 \end{bmatrix} + (-2) \begin{bmatrix} 3 \\ -7 \\ 3 \\ -6 \end{bmatrix} \right) = \begin{bmatrix} 1 \\ -3 \\ 1 \\ -2 \end{bmatrix}$$

$$\rho_C \left( \begin{bmatrix} -1 \\ 3 \\ 3 \\ 0 \end{bmatrix} \right) = \rho_C \left( (2) \begin{bmatrix} 1 \\ -6 \\ -4 \\ -1 \end{bmatrix} + (-2) \begin{bmatrix} -4 \\ 8 \\ -5 \\ 8 \end{bmatrix} + (4) \begin{bmatrix} -5 \\ 13 \\ -2 \\ 9 \end{bmatrix} + (3) \begin{bmatrix} 3 \\ -7 \\ 3 \\ -6 \end{bmatrix} \right) = \begin{bmatrix} 2 \\ -2 \\ 4 \\ 3 \end{bmatrix}$$

Then we package these vectors up as the change-of-basis matrix,

$$C_{B,C} = \begin{bmatrix} 1 & 2 & 1 & 2 \\ -2 & -3 & -3 & -2 \\ 1 & 3 & 1 & 4 \\ -1 & 0 & -2 & 3 \end{bmatrix}$$

Now consider a single (arbitrary) vector  $\mathbf{y} = \begin{bmatrix} 2 \\ 6 \\ -3 \\ 4 \end{bmatrix}$ . First, build the vector representation of  $\mathbf{y}$  relative to  $B$ . This will require writing  $\mathbf{y}$  as a linear combination of the vectors in  $B$ ,

$$\begin{aligned} \rho_B(\mathbf{y}) &= \rho_B \left( \begin{bmatrix} 2 \\ 6 \\ -3 \\ 4 \end{bmatrix} \right) \\ &= \rho_B \left( (-21) \begin{bmatrix} 1 \\ -2 \\ 1 \\ -2 \end{bmatrix} + (6) \begin{bmatrix} -1 \\ 3 \\ 1 \\ 1 \end{bmatrix} + (11) \begin{bmatrix} 2 \\ -3 \\ 3 \\ -4 \end{bmatrix} + (-7) \begin{bmatrix} -1 \\ 3 \\ 3 \\ 0 \end{bmatrix} \right) = \begin{bmatrix} -21 \\ 6 \\ 11 \\ -7 \end{bmatrix} \end{aligned}$$

Now, applying Theorem CB [555] we can convert the representation of  $\mathbf{y}$  relative to  $B$  into a representation relative to  $C$ ,

$$\begin{aligned} \rho_C(\mathbf{y}) &= C_{B,C} \rho_B(\mathbf{y}) && \text{Theorem CB [555]} \\ &= \begin{bmatrix} 1 & 2 & 1 & 2 \\ -2 & -3 & -3 & -2 \\ 1 & 3 & 1 & 4 \\ -1 & 0 & -2 & 3 \end{bmatrix} \begin{bmatrix} -21 \\ 6 \\ 11 \\ -7 \end{bmatrix} \\ &= \begin{bmatrix} -12 \\ 5 \\ -20 \\ -22 \end{bmatrix} && \text{Definition MVP [190]} \end{aligned}$$

We could continue further with this example, perhaps by computing the representation of  $\mathbf{y}$  relative to the basis  $C$  directly as a check on our work (Exercise CB.C20 [575]). Or we could choose another vector to play the role of  $\mathbf{y}$  and compute two different representations of this vector relative to the two bases  $B$  and  $C$ . ☒

## Subsection MRS Matrix Representations and Similarity

---

Here is the main theorem of this section. It looks a bit involved at first glance, but the proof should make you realize it is not all that complicated. In any event, we are more interested in a special case.

### Theorem MRCE

#### Matrix Representation and Change of Basis

Suppose that  $T: U \mapsto V$  is a linear transformation,  $B$  and  $C$  are bases for  $U$ , and  $D$  and  $E$  are bases for  $V$ . Then

$$M_{B,D}^T = C_{E,D} M_{C,E}^T C_{B,C}$$

□

**Proof**

$$\begin{aligned}
 C_{E,D}M_{C,E}^T C_{B,C} &= M_{E,D}^{I_V} M_{C,E}^T M_{B,C}^{I_U} && \text{Definition CBM [555]} \\
 &= M_{E,D}^{I_V} M_{B,E}^{T \circ I_U} && \text{Theorem MRCLT [531]} \\
 &= M_{E,D}^{I_V} M_{B,E}^T && \text{Definition IDLT [491]} \\
 &= M_{B,D}^{I_V \circ T} && \text{Theorem MRCLT [531]} \\
 &= M_{B,D}^T && \text{Definition IDLT [491]}
 \end{aligned}$$

■

We will be most interested in a special case of this theorem (Theorem SCB [563]), but here's an example that illustrates the full generality of Theorem MRCB [560].

**Example MRCM**

**Matrix representations and change-of-basis matrices**

Begin with two vector spaces,  $S_2$ , the subspace of  $M_{22}$  containing all  $2 \times 2$  symmetric matrices, and  $P_3$  (Example VSP [274]), the vector space of all polynomials of degree 3 or less. Then define the linear transformation  $Q: S_2 \mapsto P_3$  by

$$Q \left( \begin{bmatrix} a & b \\ b & c \end{bmatrix} \right) = (5a - 2b + 6c) + (3a - b + 2c)x + (a + 3b - c)x^2 + (-4a + 2b + c)x^3$$

Here are two bases for each vector space, one nice, one nasty. First for  $S_2$ ,

$$B = \left\{ \begin{bmatrix} 5 & -3 \\ -3 & -2 \end{bmatrix}, \begin{bmatrix} 2 & -3 \\ -3 & 0 \end{bmatrix}, \begin{bmatrix} 1 & 2 \\ 2 & 4 \end{bmatrix} \right\} \quad C = \left\{ \begin{bmatrix} 1 & 0 \\ 0 & 0 \end{bmatrix}, \begin{bmatrix} 0 & 1 \\ 1 & 0 \end{bmatrix}, \begin{bmatrix} 0 & 0 \\ 0 & 1 \end{bmatrix} \right\}$$

and then for  $P_3$ ,

$$D = \{2 + x - 2x^2 + 3x^3, -1 - 2x^2 + 3x^3, -3 - x + x^3, -x^2 + x^3\} \quad E = \{1, x, x^2, x^3\}$$

We'll begin with a matrix representation of  $Q$  relative to  $C$  and  $E$ . We first find vector representations of the elements of  $C$  relative to  $E$ ,

$$\begin{aligned}
 \rho_E \left( Q \left( \begin{bmatrix} 1 & 0 \\ 0 & 0 \end{bmatrix} \right) \right) &= \rho_E (5 + 3x + x^2 - 4x^3) = \begin{bmatrix} 5 \\ 3 \\ 1 \\ -4 \end{bmatrix} \\
 \rho_E \left( Q \left( \begin{bmatrix} 0 & 1 \\ 1 & 0 \end{bmatrix} \right) \right) &= \rho_E (-2 - x + 3x^2 + 2x^3) = \begin{bmatrix} -2 \\ -1 \\ 3 \\ 2 \end{bmatrix} \\
 \rho_E \left( Q \left( \begin{bmatrix} 0 & 0 \\ 0 & 1 \end{bmatrix} \right) \right) &= \rho_E (6 + 2x - x^2 + x^3) = \begin{bmatrix} 6 \\ 2 \\ -1 \\ 1 \end{bmatrix}
 \end{aligned}$$

So

$$M_{C,E}^Q = \begin{bmatrix} 5 & -2 & 6 \\ 3 & -1 & 2 \\ 1 & 3 & -1 \\ -4 & 2 & 1 \end{bmatrix}$$

Now we construct two change-of-basis matrices. First,  $C_{B,C}$  requires vector representations of the elements of  $B$ , relative to  $C$ . Since  $C$  is a nice basis, this is straightforward,

$$\begin{aligned}\rho_C \left( \begin{bmatrix} 5 & -3 \\ -3 & -2 \end{bmatrix} \right) &= \rho_C \left( (5) \begin{bmatrix} 1 & 0 \\ 0 & 0 \end{bmatrix} + (-3) \begin{bmatrix} 0 & 1 \\ 1 & 0 \end{bmatrix} + (-2) \begin{bmatrix} 0 & 0 \\ 0 & 1 \end{bmatrix} \right) = \begin{bmatrix} 5 \\ -3 \\ -2 \end{bmatrix} \\ \rho_C \left( \begin{bmatrix} 2 & -3 \\ -3 & 0 \end{bmatrix} \right) &= \rho_C \left( (2) \begin{bmatrix} 1 & 0 \\ 0 & 0 \end{bmatrix} + (-3) \begin{bmatrix} 0 & 1 \\ 1 & 0 \end{bmatrix} + (0) \begin{bmatrix} 0 & 0 \\ 0 & 1 \end{bmatrix} \right) = \begin{bmatrix} 2 \\ -3 \\ 0 \end{bmatrix} \\ \rho_C \left( \begin{bmatrix} 1 & 2 \\ 2 & 4 \end{bmatrix} \right) &= \rho_C \left( (1) \begin{bmatrix} 1 & 0 \\ 0 & 0 \end{bmatrix} + (2) \begin{bmatrix} 0 & 1 \\ 1 & 0 \end{bmatrix} + (4) \begin{bmatrix} 0 & 0 \\ 0 & 1 \end{bmatrix} \right) = \begin{bmatrix} 1 \\ 2 \\ 4 \end{bmatrix}\end{aligned}$$

So

$$C_{B,C} = \begin{bmatrix} 5 & 2 & 1 \\ -3 & -3 & 2 \\ -2 & 0 & 4 \end{bmatrix}$$

The other change-of-basis matrix we'll compute is  $C_{E,D}$ . However, since  $E$  is a nice basis (and  $D$  is not) we'll turn it around and instead compute  $C_{D,E}$  and apply Theorem ICBM [556] to use an inverse to compute  $C_{E,D}$ .

$$\begin{aligned}\rho_E (2 + x - 2x^2 + 3x^3) &= \rho_E ((2)1 + (1)x + (-2)x^2 + (3)x^3) = \begin{bmatrix} 2 \\ 1 \\ -2 \\ 3 \end{bmatrix} \\ \rho_E (-1 - 2x^2 + 3x^3) &= \rho_E ((-1)1 + (0)x + (-2)x^2 + (3)x^3) = \begin{bmatrix} -1 \\ 0 \\ -2 \\ 3 \end{bmatrix} \\ \rho_E (-3 - x + x^3) &= \rho_E ((-3)1 + (-1)x + (0)x^2 + (1)x^3) = \begin{bmatrix} -3 \\ -1 \\ 0 \\ 1 \end{bmatrix} \\ \rho_E (-x^2 + x^3) &= \rho_E ((0)1 + (0)x + (-1)x^2 + (1)x^3) = \begin{bmatrix} 0 \\ 0 \\ -1 \\ 1 \end{bmatrix}\end{aligned}$$

So, we can package these column vectors up as a matrix to obtain  $C_{D,E}$  and then,

$$\begin{aligned}C_{E,D} &= (C_{D,E})^{-1} && \text{Theorem ICBM [556]} \\ &= \begin{bmatrix} 2 & -1 & -3 & 0 \\ 1 & 0 & -1 & 0 \\ -2 & -2 & 0 & -1 \\ 3 & 3 & 1 & 1 \end{bmatrix}^{-1} \\ &= \begin{bmatrix} 1 & -2 & 1 & 1 \\ -2 & 5 & -1 & -1 \\ 1 & -3 & 1 & 1 \\ 2 & -6 & -1 & 0 \end{bmatrix}\end{aligned}$$

We are now in a position to apply Theorem MRCB [560]. The matrix representation of  $Q$  relative to  $B$  and  $D$  can be obtained as follows,

$$M_{B,D}^Q = C_{E,D} M_{C,E}^Q C_{B,C} \quad \text{Theorem MRCB [560]}$$

$$\begin{aligned}
 &= \begin{bmatrix} 1 & -2 & 1 & 1 \\ -2 & 5 & -1 & -1 \\ 1 & -3 & 1 & 1 \\ 2 & -6 & -1 & 0 \end{bmatrix} \begin{bmatrix} 5 & -2 & 6 \\ 3 & -1 & 2 \\ 1 & 3 & -1 \\ -4 & 2 & 1 \end{bmatrix} \begin{bmatrix} 5 & 2 & 1 \\ -3 & -3 & 2 \\ -2 & 0 & 4 \end{bmatrix} \\
 &= \begin{bmatrix} 1 & -2 & 1 & 1 \\ -2 & 5 & -1 & -1 \\ 1 & -3 & 1 & 1 \\ 2 & -6 & -1 & 0 \end{bmatrix} \begin{bmatrix} 19 & 16 & 25 \\ 14 & 9 & 9 \\ -2 & -7 & 3 \\ -28 & -14 & 4 \end{bmatrix} \\
 &= \begin{bmatrix} -39 & -23 & 14 \\ 62 & 34 & -12 \\ -53 & -32 & 5 \\ -44 & -15 & -7 \end{bmatrix}
 \end{aligned}$$

Now check our work by computing  $M_{B,D}^Q$  directly (Exercise CB.C21 [575]). □

Here is a special case of the previous theorem, where we choose  $U$  and  $V$  to be the same vector space, so the matrix representations and the change-of-basis matrices are all square of the same size.

### Theorem SCB

#### Similarity and Change of Basis

Suppose that  $T: V \mapsto V$  is a linear transformation and  $B$  and  $C$  are bases of  $V$ . Then

$$M_{B,B}^T = C_{B,C}^{-1} M_{C,C}^T C_{B,C}$$

□

**Proof** In the conclusion of Theorem MRCB [560], replace  $D$  by  $B$ , and replace  $E$  by  $C$ ,

$$\begin{aligned}
 M_{B,B}^T &= C_{C,B} M_{C,C}^T C_{B,C} && \text{Theorem MRCB [560]} \\
 &= C_{B,C}^{-1} M_{C,C}^T C_{B,C} && \text{Theorem ICBM [556]}
 \end{aligned}$$

■

This is the third surprise of this chapter. Theorem SCB [563] considers the special case where a linear transformation has the same vector space for the domain and codomain ( $V$ ). We build a matrix representation of  $T$  using the basis  $B$  simultaneously for both the domain and codomain ( $M_{B,B}^T$ ), and then we build a second matrix representation of  $T$ , now using the basis  $C$  for both the domain and codomain ( $M_{C,C}^T$ ). Then these two representations are related via a similarity transformation (Definition SIM [419]) using a change-of-basis matrix ( $C_{B,C}$ )!

### Example MRBE

#### Matrix representation with basis of eigenvectors

We return to the linear transformation  $T: M_{22} \mapsto M_{22}$  of Example ELTBM [554] defined by

$$T\left(\begin{bmatrix} a & b \\ c & d \end{bmatrix}\right) = \begin{bmatrix} -17a + 11b + 8c - 11d & -57a + 35b + 24c - 33d \\ -14a + 10b + 6c - 10d & -41a + 25b + 16c - 23d \end{bmatrix}$$

In Example ELTBM [554] we showcased four eigenvectors of  $T$ . We will now put these four vectors in a set,

$$B = \{\mathbf{x}_1, \mathbf{x}_2, \mathbf{x}_3, \mathbf{x}_4\} = \left\{ \begin{bmatrix} 0 & 1 \\ 0 & 1 \end{bmatrix}, \begin{bmatrix} 1 & 1 \\ 1 & 0 \end{bmatrix}, \begin{bmatrix} 1 & 3 \\ 2 & 3 \end{bmatrix}, \begin{bmatrix} 2 & 6 \\ 1 & 4 \end{bmatrix} \right\}$$

Check that  $B$  is a basis of  $M_{22}$  by first establishing the linear independence of  $B$  and then employing Theorem G [345] to get the spanning property easily. Here is a second set of  $2 \times 2$  matrices, which also forms a basis of  $M_{22}$  (Example BM [318]),

$$C = \{\mathbf{y}_1, \mathbf{y}_2, \mathbf{y}_3, \mathbf{y}_4\} = \left\{ \begin{bmatrix} 1 & 0 \\ 0 & 0 \end{bmatrix}, \begin{bmatrix} 0 & 1 \\ 0 & 0 \end{bmatrix}, \begin{bmatrix} 0 & 0 \\ 1 & 0 \end{bmatrix}, \begin{bmatrix} 0 & 0 \\ 0 & 1 \end{bmatrix} \right\}$$

We can build two matrix representations of  $T$ , one relative to  $B$  and one relative to  $C$ . Each is easy, but for wildly different reasons. In our computation of the matrix representation relative to  $B$  we borrow some of our work in Example ELTBM [554]. Here are the representations, then the explanation.

$$\rho_B(T(\mathbf{x}_1)) = \rho_B(2\mathbf{x}_1) = \rho_B(2\mathbf{x}_1 + 0\mathbf{x}_2 + 0\mathbf{x}_3 + 0\mathbf{x}_4) = \begin{bmatrix} 2 \\ 0 \\ 0 \\ 0 \end{bmatrix}$$

$$\rho_B(T(\mathbf{x}_2)) = \rho_B(2\mathbf{x}_2) = \rho_B(0\mathbf{x}_1 + 2\mathbf{x}_2 + 0\mathbf{x}_3 + 0\mathbf{x}_4) = \begin{bmatrix} 0 \\ 2 \\ 0 \\ 0 \end{bmatrix}$$

$$\rho_B(T(\mathbf{x}_3)) = \rho_B((-1)\mathbf{x}_3) = \rho_B(0\mathbf{x}_1 + 0\mathbf{x}_2 + (-1)\mathbf{x}_3 + 0\mathbf{x}_4) = \begin{bmatrix} 0 \\ 0 \\ -1 \\ 0 \end{bmatrix}$$

$$\rho_B(T(\mathbf{x}_4)) = \rho_B((-2)\mathbf{x}_4) = \rho_B(0\mathbf{x}_1 + 0\mathbf{x}_2 + 0\mathbf{x}_3 + (-2)\mathbf{x}_4) = \begin{bmatrix} 0 \\ 0 \\ 0 \\ -2 \end{bmatrix}$$

So the resulting representation is

$$M_{B,B}^T = \begin{bmatrix} 2 & 0 & 0 & 0 \\ 0 & 2 & 0 & 0 \\ 0 & 0 & -1 & 0 \\ 0 & 0 & 0 & -2 \end{bmatrix}$$

Very pretty. Now for the matrix representation relative to  $C$  first compute,

$$\begin{aligned} \rho_C(T(\mathbf{y}_1)) &= \rho_C\left(\begin{bmatrix} -17 & -57 \\ -14 & -41 \end{bmatrix}\right) \\ &= \rho_C\left((-17) \begin{bmatrix} 1 & 0 \\ 0 & 0 \end{bmatrix} + (-57) \begin{bmatrix} 0 & 1 \\ 0 & 0 \end{bmatrix} + (-14) \begin{bmatrix} 0 & 0 \\ 1 & 0 \end{bmatrix} + (-41) \begin{bmatrix} 0 & 0 \\ 0 & 1 \end{bmatrix}\right) = \begin{bmatrix} -17 \\ -57 \\ -14 \\ -41 \end{bmatrix} \end{aligned}$$

$$\begin{aligned} \rho_C(T(\mathbf{y}_2)) &= \rho_C\left(\begin{bmatrix} 11 & 35 \\ 10 & 25 \end{bmatrix}\right) \\ &= \rho_C\left(11 \begin{bmatrix} 1 & 0 \\ 0 & 0 \end{bmatrix} + 35 \begin{bmatrix} 0 & 1 \\ 0 & 0 \end{bmatrix} + 10 \begin{bmatrix} 0 & 0 \\ 1 & 0 \end{bmatrix} + 25 \begin{bmatrix} 0 & 0 \\ 0 & 1 \end{bmatrix}\right) = \begin{bmatrix} 11 \\ 35 \\ 10 \\ 25 \end{bmatrix} \end{aligned}$$

$$\begin{aligned} \rho_C(T(\mathbf{y}_3)) &= \rho_C\left(\begin{bmatrix} 8 & 24 \\ 6 & 16 \end{bmatrix}\right) \\ &= \rho_C\left(8 \begin{bmatrix} 1 & 0 \\ 0 & 0 \end{bmatrix} + 24 \begin{bmatrix} 0 & 1 \\ 0 & 0 \end{bmatrix} + 6 \begin{bmatrix} 0 & 0 \\ 1 & 0 \end{bmatrix} + 16 \begin{bmatrix} 0 & 0 \\ 0 & 1 \end{bmatrix}\right) = \begin{bmatrix} 8 \\ 24 \\ 6 \\ 16 \end{bmatrix} \end{aligned}$$

$$\begin{aligned} \rho_C(T(\mathbf{y}_4)) &= \rho_C\left(\begin{bmatrix} -11 & -33 \\ -10 & -23 \end{bmatrix}\right) \\ &= \rho_C\left((-11) \begin{bmatrix} 1 & 0 \\ 0 & 0 \end{bmatrix} + (-33) \begin{bmatrix} 0 & 1 \\ 0 & 0 \end{bmatrix} + (-10) \begin{bmatrix} 0 & 0 \\ 1 & 0 \end{bmatrix} + (-23) \begin{bmatrix} 0 & 0 \\ 0 & 1 \end{bmatrix}\right) = \begin{bmatrix} -11 \\ -33 \\ -10 \\ -23 \end{bmatrix} \end{aligned}$$

So the resulting representation is

$$M_{C,C}^T = \begin{bmatrix} -17 & 11 & 8 & -11 \\ -57 & 35 & 24 & -33 \\ -14 & 10 & 6 & -10 \\ -41 & 25 & 16 & -23 \end{bmatrix}$$

Not quite as pretty. The purpose of this example is to illustrate Theorem SCB [563]. This theorem says that the two matrix representations,  $M_{B,B}^T$  and  $M_{C,C}^T$ , of the one linear transformation,  $T$ , are related by a similarity transformation using the change-of-basis matrix  $C_{B,C}$ . Lets compute this change-of-basis matrix. Notice that since  $C$  is such a nice basis, this is fairly straightforward,

$$\begin{aligned} \rho_C(\mathbf{x}_1) &= \rho_C\left(\begin{bmatrix} 0 & 1 \\ 0 & 1 \end{bmatrix}\right) = \rho_C\left(0\begin{bmatrix} 1 & 0 \\ 0 & 0 \end{bmatrix} + 1\begin{bmatrix} 0 & 1 \\ 0 & 0 \end{bmatrix} + 0\begin{bmatrix} 0 & 0 \\ 1 & 0 \end{bmatrix} + 1\begin{bmatrix} 0 & 0 \\ 0 & 1 \end{bmatrix}\right) = \begin{bmatrix} 0 \\ 1 \\ 0 \\ 1 \end{bmatrix} \\ \rho_C(\mathbf{x}_2) &= \rho_C\left(\begin{bmatrix} 1 & 1 \\ 1 & 0 \end{bmatrix}\right) = \rho_C\left(1\begin{bmatrix} 1 & 0 \\ 0 & 0 \end{bmatrix} + 1\begin{bmatrix} 0 & 1 \\ 0 & 0 \end{bmatrix} + 1\begin{bmatrix} 0 & 0 \\ 1 & 0 \end{bmatrix} + 0\begin{bmatrix} 0 & 0 \\ 0 & 1 \end{bmatrix}\right) = \begin{bmatrix} 1 \\ 1 \\ 1 \\ 0 \end{bmatrix} \\ \rho_C(\mathbf{x}_3) &= \rho_C\left(\begin{bmatrix} 1 & 3 \\ 2 & 3 \end{bmatrix}\right) = \rho_C\left(1\begin{bmatrix} 1 & 0 \\ 0 & 0 \end{bmatrix} + 3\begin{bmatrix} 0 & 1 \\ 0 & 0 \end{bmatrix} + 2\begin{bmatrix} 0 & 0 \\ 1 & 0 \end{bmatrix} + 3\begin{bmatrix} 0 & 0 \\ 0 & 1 \end{bmatrix}\right) = \begin{bmatrix} 1 \\ 3 \\ 2 \\ 3 \end{bmatrix} \\ \rho_C(\mathbf{x}_4) &= \rho_C\left(\begin{bmatrix} 2 & 6 \\ 1 & 4 \end{bmatrix}\right) = \rho_C\left(2\begin{bmatrix} 1 & 0 \\ 0 & 0 \end{bmatrix} + 6\begin{bmatrix} 0 & 1 \\ 0 & 0 \end{bmatrix} + 1\begin{bmatrix} 0 & 0 \\ 1 & 0 \end{bmatrix} + 4\begin{bmatrix} 0 & 0 \\ 0 & 1 \end{bmatrix}\right) = \begin{bmatrix} 2 \\ 6 \\ 1 \\ 4 \end{bmatrix} \end{aligned}$$

So we have,

$$C_{B,C} = \begin{bmatrix} 0 & 1 & 1 & 2 \\ 1 & 1 & 3 & 6 \\ 0 & 1 & 2 & 1 \\ 1 & 0 & 3 & 4 \end{bmatrix}$$

Now, according to Theorem SCB [563] we can write,

$$\begin{aligned} M_{B,B}^T &= C_{B,C}^{-1} M_{C,C}^T C_{B,C} \\ \begin{bmatrix} 2 & 0 & 0 & 0 \\ 0 & 2 & 0 & 0 \\ 0 & 0 & -1 & 0 \\ 0 & 0 & 0 & -2 \end{bmatrix} &= \begin{bmatrix} 0 & 1 & 1 & 2 \\ 1 & 1 & 3 & 6 \\ 0 & 1 & 2 & 1 \\ 1 & 0 & 3 & 4 \end{bmatrix}^{-1} \begin{bmatrix} -17 & 11 & 8 & -11 \\ -57 & 35 & 24 & -33 \\ -14 & 10 & 6 & -10 \\ -41 & 25 & 16 & -23 \end{bmatrix} \begin{bmatrix} 0 & 1 & 1 & 2 \\ 1 & 1 & 3 & 6 \\ 0 & 1 & 2 & 1 \\ 1 & 0 & 3 & 4 \end{bmatrix} \end{aligned}$$

This should look and feel exactly like the process for diagonalizing a matrix, as was described in Section SD [419]. And it is.  $\square$

We can now return to the question of computing an eigenvalue or eigenvector of a linear transformation. For a linear transformation of the form  $T: V \mapsto V$ , we know that representations relative to different bases are similar matrices. We also know that similar matrices have equal characteristic polynomials by Theorem SMEE [421]. We will now show that eigenvalues of a linear transformation  $T$  are precisely the eigenvalues of *any* matrix representation of  $T$ . Since the choice of a different matrix representation leads to a similar matrix, there will be no “new” eigenvalues obtained from this second representation. Similarly, the change-of-basis matrix can be used to show that eigenvectors obtained from one matrix representation will be precisely those obtained



from any other representation. So we can determine the eigenvalues and eigenvectors of a linear transformation by forming one matrix representation, using *any* basis we please, and analyzing the matrix in the manner of Chapter E [384].

**Theorem EER**  
**Eigenvalues, Eigenvectors, Representations**

Suppose that  $T: V \mapsto V$  is a linear transformation and  $B$  is a basis of  $V$ . Then  $\mathbf{v} \in V$  is an eigenvector of  $T$  for the eigenvalue  $\lambda$  if and only if  $\rho_B(\mathbf{v})$  is an eigenvector of  $M_{B,B}^T$  for the eigenvalue  $\lambda$ . □

**Proof** ( $\Rightarrow$ ) Assume that  $\mathbf{v} \in V$  is an eigenvector of  $T$  for the eigenvalue  $\lambda$ . Then

$$\begin{aligned} M_{B,B}^T \rho_B(\mathbf{v}) &= \rho_B(T(\mathbf{v})) && \text{Theorem FTMR [526]} \\ &= \rho_B(\lambda \mathbf{v}) && \text{Definition EELT [554]} \\ &= \lambda \rho_B(\mathbf{v}) && \text{Theorem VRLT [512]} \end{aligned}$$

which by Definition EEM [384] says that  $\rho_B(\mathbf{v})$  is an eigenvector of the matrix  $M_{B,B}^T$  for the eigenvalue  $\lambda$ .

( $\Leftarrow$ ) Assume that  $\rho_B(\mathbf{v})$  is an eigenvector of  $M_{B,B}^T$  for the eigenvalue  $\lambda$ . Then

$$\begin{aligned} T(\mathbf{v}) &= \rho_B^{-1}(\rho_B(T(\mathbf{v}))) && \text{Definition IVLT [491]} \\ &= \rho_B^{-1}(M_{B,B}^T \rho_B(\mathbf{v})) && \text{Theorem FTMR [526]} \\ &= \rho_B^{-1}(\lambda \rho_B(\mathbf{v})) && \text{Definition EEM [384]} \\ &= \lambda \rho_B^{-1}(\rho_B(\mathbf{v})) && \text{Theorem ILTLT [493]} \\ &= \lambda \mathbf{v} && \text{Definition IVLT [491]} \end{aligned}$$

which by Definition EELT [554] says  $\mathbf{v}$  is an eigenvector of  $T$  for the eigenvalue  $\lambda$ . ■

**Subsection CELT**  
**Computing Eigenvectors of Linear Transformations**

---

Knowing that the eigenvalues of a linear transformation are the eigenvalues of any representation, no matter what the choice of the basis  $B$  might be, we could now unambiguously define items such as the characteristic polynomial of a linear transformation, rather than a matrix. We'll say that again — eigenvalues, eigenvectors, and characteristic polynomials are intrinsic properties of a linear transformation, independent of the choice of a basis used to construct a matrix representation.

As a practical matter, how does one compute the eigenvalues and eigenvectors of a linear transformation of the form  $T: V \mapsto V$ ? Choose a nice basis  $B$  for  $V$ , one where the vector representations of the values of the linear transformations necessary for the matrix representation are easy to compute. Construct the matrix representation relative to this basis, and find the eigenvalues and eigenvectors of this matrix using the techniques of Chapter E [384]. The resulting eigenvalues of the matrix are precisely the eigenvalues of the linear transformation. The eigenvectors of the matrix are column vectors that need to be converted to vectors in  $V$  through application of  $\rho_B^{-1}$ .

Now consider the case where the matrix representation of a linear transformation is diagonalizable. The  $n$  linearly independent eigenvectors that must exist for the matrix (Theorem DC [423]) can be converted (via  $\rho_B^{-1}$ ) into eigenvectors of the linear transformation. A matrix representation of the linear transformation relative to a basis of eigenvectors will be a diagonal matrix — an especially nice representation! Though we did not know it at the time, the diagonalizations of Section SD [419] were really finding especially pleasing matrix representations of linear transformations.

Here are some examples.

**Example ELTT**
**Eigenvectors of a linear transformation, twice**

Consider the linear transformation  $S: M_{22} \mapsto M_{22}$  defined by

$$S \left( \begin{bmatrix} a & b \\ c & d \end{bmatrix} \right) = \begin{bmatrix} -b - c - 3d & -14a - 15b - 13c + d \\ 18a + 21b + 19c + 3d & -6a - 7b - 7c - 3d \end{bmatrix}$$

To find the eigenvalues and eigenvectors of  $S$  we will build a matrix representation and analyze the matrix. Since Theorem EER [566] places no restriction on the choice of the basis  $B$ , we may as well use a basis that is easy to work with. So set

$$B = \{\mathbf{x}_1, \mathbf{x}_2, \mathbf{x}_3, \mathbf{x}_4\} = \left\{ \begin{bmatrix} 1 & 0 \\ 0 & 0 \end{bmatrix}, \begin{bmatrix} 0 & 1 \\ 0 & 0 \end{bmatrix}, \begin{bmatrix} 0 & 0 \\ 1 & 0 \end{bmatrix}, \begin{bmatrix} 0 & 0 \\ 0 & 1 \end{bmatrix} \right\}$$

Then to build the matrix representation of  $S$  relative to  $B$  compute,

$$\begin{aligned} \rho_B(S(\mathbf{x}_1)) &= \rho_B \left( \begin{bmatrix} 0 & -14 \\ 18 & -6 \end{bmatrix} \right) = \rho_B(0\mathbf{x}_1 + (-14)\mathbf{x}_2 + 18\mathbf{x}_3 + (-6)\mathbf{x}_4) = \begin{bmatrix} 0 \\ -14 \\ 18 \\ -6 \end{bmatrix} \\ \rho_B(S(\mathbf{x}_2)) &= \rho_B \left( \begin{bmatrix} -1 & -15 \\ 21 & -7 \end{bmatrix} \right) = \rho_B((-1)\mathbf{x}_1 + (-15)\mathbf{x}_2 + 21\mathbf{x}_3 + (-7)\mathbf{x}_4) = \begin{bmatrix} -1 \\ -15 \\ 21 \\ -7 \end{bmatrix} \\ \rho_B(S(\mathbf{x}_3)) &= \rho_B \left( \begin{bmatrix} -1 & -13 \\ 19 & -7 \end{bmatrix} \right) = \rho_B((-1)\mathbf{x}_1 + (-13)\mathbf{x}_2 + 19\mathbf{x}_3 + (-7)\mathbf{x}_4) = \begin{bmatrix} -1 \\ -13 \\ 19 \\ -7 \end{bmatrix} \\ \rho_B(S(\mathbf{x}_4)) &= \rho_B \left( \begin{bmatrix} -3 & 1 \\ 3 & -3 \end{bmatrix} \right) = \rho_B((-3)\mathbf{x}_1 + 1\mathbf{x}_2 + 3\mathbf{x}_3 + (-3)\mathbf{x}_4) = \begin{bmatrix} -3 \\ 1 \\ 3 \\ -3 \end{bmatrix} \end{aligned}$$

So by Definition MR [524] we have

$$M = M_{B,B}^S = \begin{bmatrix} 0 & -1 & -1 & -3 \\ -14 & -15 & -13 & 1 \\ 18 & 21 & 19 & 3 \\ -6 & -7 & -7 & -3 \end{bmatrix}$$

Now compute eigenvalues and eigenvectors of the matrix representation of  $M$  with the techniques of Section EE [384]. First the characteristic polynomial,

$$p_M(x) = \det(M - xI_4) = x^4 - x^3 - 10x^2 + 4x + 24 = (x - 3)(x - 2)(x + 2)^2$$

We could now make statements about the eigenvalues of  $M$ , but in light of Theorem EER [566] we can refer to the eigenvalues of  $S$  and mildly abuse (or extend) our notation for multiplicities to write

$$\alpha_S(3) = 1 \qquad \alpha_S(2) = 1 \qquad \alpha_S(-2) = 2$$

Now compute the eigenvectors of  $M$ ,

$$\lambda = 3 \qquad M - 3I_4 = \begin{bmatrix} -3 & -1 & -1 & -3 \\ -14 & -18 & -13 & 1 \\ 18 & 21 & 16 & 3 \\ -6 & -7 & -7 & -6 \end{bmatrix} \xrightarrow{\text{RREF}} \begin{bmatrix} \boxed{1} & 0 & 0 & 1 \\ 0 & \boxed{1} & 0 & -3 \\ 0 & 0 & \boxed{1} & 3 \\ 0 & 0 & 0 & 0 \end{bmatrix}$$

$$\mathcal{E}_M(3) = \mathcal{N}(M - 3I_4) = \left\langle \left\{ \begin{bmatrix} -1 \\ 3 \\ -3 \\ 1 \end{bmatrix} \right\} \right\rangle$$

$$\lambda = 2 \quad M - 2I_4 = \begin{bmatrix} -2 & -1 & -1 & -3 \\ -14 & -17 & -13 & 1 \\ 18 & 21 & 17 & 3 \\ -6 & -7 & -7 & -5 \end{bmatrix} \xrightarrow{\text{RREF}} \begin{bmatrix} \boxed{1} & 0 & 0 & 2 \\ 0 & \boxed{1} & 0 & -4 \\ 0 & 0 & \boxed{1} & 3 \\ 0 & 0 & 0 & 0 \end{bmatrix}$$

$$\mathcal{E}_M(2) = \mathcal{N}(M - 2I_4) = \left\langle \left\{ \begin{bmatrix} -2 \\ 4 \\ -3 \\ 1 \end{bmatrix} \right\} \right\rangle$$

$$\lambda = -2 \quad M - (-2)I_4 = \begin{bmatrix} 2 & -1 & -1 & -3 \\ -14 & -13 & -13 & 1 \\ 18 & 21 & 21 & 3 \\ -6 & -7 & -7 & -1 \end{bmatrix} \xrightarrow{\text{RREF}} \begin{bmatrix} \boxed{1} & 0 & 0 & -1 \\ 0 & \boxed{1} & 1 & 1 \\ 0 & 0 & 0 & 0 \\ 0 & 0 & 0 & 0 \end{bmatrix}$$

$$\mathcal{E}_M(-2) = \mathcal{N}(M - (-2)I_4) = \left\langle \left\{ \begin{bmatrix} 0 \\ -1 \\ 1 \\ 0 \end{bmatrix}, \begin{bmatrix} 1 \\ -1 \\ 0 \\ 1 \end{bmatrix} \right\} \right\rangle$$

According to Theorem EER [566] the eigenvectors just listed as basis vectors for the eigenspaces of  $M$  are vector representations (relative to  $B$ ) of eigenvectors for  $S$ . So the application of the inverse function  $\rho_B^{-1}$  will convert these column vectors into elements of the vector space  $M_{22}$  ( $2 \times 2$  matrices) that are eigenvectors of  $S$ . Since  $\rho_B$  is an isomorphism (Theorem VRILT [517]), so is  $\rho_B^{-1}$ . Applying the inverse function will then preserve linear independence and spanning properties, so with a sweeping application of the Coordinatization Principle [520] and some extensions of our previous notation for eigenspaces and geometric multiplicities, we can write,

$$\rho_B^{-1} \left( \begin{bmatrix} -1 \\ 3 \\ -3 \\ 1 \end{bmatrix} \right) = (-1)\mathbf{x}_1 + 3\mathbf{x}_2 + (-3)\mathbf{x}_3 + 1\mathbf{x}_4 = \begin{bmatrix} -1 & 3 \\ -3 & 1 \end{bmatrix}$$

$$\rho_B^{-1} \left( \begin{bmatrix} -2 \\ 4 \\ -3 \\ 1 \end{bmatrix} \right) = (-2)\mathbf{x}_1 + 4\mathbf{x}_2 + (-3)\mathbf{x}_3 + 1\mathbf{x}_4 = \begin{bmatrix} -2 & 4 \\ -3 & 1 \end{bmatrix}$$

$$\rho_B^{-1} \left( \begin{bmatrix} 0 \\ -1 \\ 1 \\ 0 \end{bmatrix} \right) = 0\mathbf{x}_1 + (-1)\mathbf{x}_2 + 1\mathbf{x}_3 + 0\mathbf{x}_4 = \begin{bmatrix} 0 & -1 \\ 1 & 0 \end{bmatrix}$$

$$\rho_B^{-1} \left( \begin{bmatrix} 1 \\ -1 \\ 0 \\ 1 \end{bmatrix} \right) = 1\mathbf{x}_1 + (-1)\mathbf{x}_2 + 0\mathbf{x}_3 + 1\mathbf{x}_4 = \begin{bmatrix} 1 & -1 \\ 0 & 1 \end{bmatrix}$$

So

$$\mathcal{E}_S(3) = \left\langle \left\{ \begin{bmatrix} -1 & 3 \\ -3 & 1 \end{bmatrix} \right\} \right\rangle$$

$$\begin{aligned}\mathcal{E}_S(2) &= \left\langle \left\{ \begin{bmatrix} -2 & 4 \\ -3 & 1 \end{bmatrix} \right\} \right\rangle \\ \mathcal{E}_S(-2) &= \left\langle \left\{ \begin{bmatrix} 0 & -1 \\ 1 & 0 \end{bmatrix}, \begin{bmatrix} 1 & -1 \\ 0 & 1 \end{bmatrix} \right\} \right\rangle\end{aligned}$$

with geometric multiplicities given by

$$\gamma_S(3) = 1 \qquad \gamma_S(2) = 1 \qquad \gamma_S(-2) = 2$$

Suppose we now decided to build another matrix representation of  $S$ , only now relative to a linearly independent set of eigenvectors of  $S$ , such as

$$C = \left\{ \begin{bmatrix} -1 & 3 \\ -3 & 1 \end{bmatrix}, \begin{bmatrix} -2 & 4 \\ -3 & 1 \end{bmatrix}, \begin{bmatrix} 0 & -1 \\ 1 & 0 \end{bmatrix}, \begin{bmatrix} 1 & -1 \\ 0 & 1 \end{bmatrix} \right\}$$

At this point you should have computed enough matrix representations to predict that the result of representing  $S$  relative to  $C$  will be a diagonal matrix. Computing this representation is an example of how Theorem SCB [563] generalizes the diagonalizations from Section SD [419]. For the record, here is the diagonal representation,

$$M_{C,C}^S = \begin{bmatrix} 3 & 0 & 0 & 0 \\ 0 & 2 & 0 & 0 \\ 0 & 0 & -2 & 0 \\ 0 & 0 & 0 & -2 \end{bmatrix}$$

Our interest in this example is not necessarily building nice representations, but instead we want to demonstrate how eigenvalues and eigenvectors are an intrinsic property of a linear transformation, independent of any particular representation. To this end, we will repeat the foregoing, but replace  $B$  by another basis. We will make this basis different, but not extremely so,

$$D = \{\mathbf{y}_1, \mathbf{y}_2, \mathbf{y}_3, \mathbf{y}_4\} = \left\{ \begin{bmatrix} 1 & 0 \\ 0 & 0 \end{bmatrix}, \begin{bmatrix} 1 & 1 \\ 0 & 0 \end{bmatrix}, \begin{bmatrix} 1 & 1 \\ 1 & 0 \end{bmatrix}, \begin{bmatrix} 1 & 1 \\ 1 & 1 \end{bmatrix} \right\}$$

Then to build the matrix representation of  $S$  relative to  $D$  compute,

$$\begin{aligned}\rho_D(S(\mathbf{y}_1)) &= \rho_D\left(\begin{bmatrix} 0 & -14 \\ 18 & -6 \end{bmatrix}\right) = \rho_D(14\mathbf{y}_1 + (-32)\mathbf{y}_2 + 24\mathbf{y}_3 + (-6)\mathbf{y}_4) = \begin{bmatrix} 14 \\ -32 \\ 24 \\ -6 \end{bmatrix} \\ \rho_D(S(\mathbf{y}_2)) &= \rho_D\left(\begin{bmatrix} -1 & -29 \\ 39 & -13 \end{bmatrix}\right) = \rho_D(28\mathbf{y}_1 + (-68)\mathbf{y}_2 + 52\mathbf{y}_3 + (-13)\mathbf{y}_4) = \begin{bmatrix} 28 \\ -68 \\ 52 \\ -13 \end{bmatrix} \\ \rho_D(S(\mathbf{y}_3)) &= \rho_D\left(\begin{bmatrix} -2 & -42 \\ 58 & -20 \end{bmatrix}\right) = \rho_D(40\mathbf{y}_1 + (-100)\mathbf{y}_2 + 78\mathbf{y}_3 + (-20)\mathbf{y}_4) = \begin{bmatrix} 40 \\ -100 \\ 78 \\ -20 \end{bmatrix} \\ \rho_D(S(\mathbf{y}_4)) &= \rho_D\left(\begin{bmatrix} -5 & -41 \\ 61 & -23 \end{bmatrix}\right) = \rho_D(36\mathbf{y}_1 + (-102)\mathbf{y}_2 + 84\mathbf{y}_3 + (-23)\mathbf{y}_4) = \begin{bmatrix} 36 \\ -102 \\ 84 \\ -23 \end{bmatrix}\end{aligned}$$

So by Definition MR [524] we have

$$N = M_{D,D}^S = \begin{bmatrix} 14 & 28 & 40 & 36 \\ -32 & -68 & -100 & -102 \\ 24 & 52 & 78 & 84 \\ -6 & -13 & -20 & -23 \end{bmatrix}$$

Now compute eigenvalues and eigenvectors of the matrix representation of  $N$  with the techniques of Section EE [384]. First the characteristic polynomial,

$$p_N(x) = \det(N - xI_4) = x^4 - x^3 - 10x^2 + 4x + 24 = (x - 3)(x - 2)(x + 2)^2$$

Of course this is not news. We now know that  $M = M_{B,B}^S$  and  $N = M_{D,D}^S$  are similar matrices (Theorem SCB [563]). But Theorem SMEE [421] told us long ago that similar matrices have identical characteristic polynomials. Now compute eigenvectors for the matrix representation, which will be different than what we found for  $M$ ,

$$\lambda = 3 \quad N - 3I_4 = \begin{bmatrix} 11 & 28 & 40 & 36 \\ -32 & -71 & -100 & -102 \\ 24 & 52 & 75 & 84 \\ -6 & -13 & -20 & -26 \end{bmatrix} \xrightarrow{\text{RREF}} \begin{bmatrix} 1 & 0 & 0 & 4 \\ 0 & 1 & 0 & -6 \\ 0 & 0 & 1 & 4 \\ 0 & 0 & 0 & 0 \end{bmatrix}$$

$$\mathcal{E}_N(3) = \mathcal{N}(N - 3I_4) = \left\langle \left\{ \begin{bmatrix} -4 \\ 6 \\ -4 \\ 1 \end{bmatrix} \right\} \right\rangle$$

$$\lambda = 2 \quad N - 2I_4 = \begin{bmatrix} 12 & 28 & 40 & 36 \\ -32 & -70 & -100 & -102 \\ 24 & 52 & 76 & 84 \\ -6 & -13 & -20 & -25 \end{bmatrix} \xrightarrow{\text{RREF}} \begin{bmatrix} 1 & 0 & 0 & 6 \\ 0 & 1 & 0 & -7 \\ 0 & 0 & 1 & 4 \\ 0 & 0 & 0 & 0 \end{bmatrix}$$

$$\mathcal{E}_N(2) = \mathcal{N}(N - 2I_4) = \left\langle \left\{ \begin{bmatrix} -6 \\ 7 \\ -4 \\ 1 \end{bmatrix} \right\} \right\rangle$$

$$\lambda = -2 \quad N - (-2)I_4 = \begin{bmatrix} 16 & 28 & 40 & 36 \\ -32 & -66 & -100 & -102 \\ 24 & 52 & 80 & 84 \\ -6 & -13 & -20 & -21 \end{bmatrix} \xrightarrow{\text{RREF}} \begin{bmatrix} 1 & 0 & -1 & -3 \\ 0 & 1 & 2 & 3 \\ 0 & 0 & 0 & 0 \\ 0 & 0 & 0 & 0 \end{bmatrix}$$

$$\mathcal{E}_N(-2) = \mathcal{N}(N - (-2)I_4) = \left\langle \left\{ \begin{bmatrix} 1 \\ -2 \\ 1 \\ 0 \end{bmatrix}, \begin{bmatrix} 3 \\ -3 \\ 0 \\ 1 \end{bmatrix} \right\} \right\rangle$$

Employing Theorem EER [566] we can apply  $\rho_D^{-1}$  to each of the basis vectors of the eigenspaces of  $N$  to obtain eigenvectors for  $S$  that also form bases for eigenspaces of  $S$ ,

$$\rho_D^{-1} \left( \begin{bmatrix} -4 \\ 6 \\ -4 \\ 1 \end{bmatrix} \right) = (-4)\mathbf{y}_1 + 6\mathbf{y}_2 + (-4)\mathbf{y}_3 + 1\mathbf{y}_4 = \begin{bmatrix} -1 & 3 \\ -3 & 1 \end{bmatrix}$$

$$\rho_D^{-1} \left( \begin{bmatrix} -6 \\ 7 \\ -4 \\ 1 \end{bmatrix} \right) = (-6)\mathbf{y}_1 + 7\mathbf{y}_2 + (-4)\mathbf{y}_3 + 1\mathbf{y}_4 = \begin{bmatrix} -2 & 4 \\ -3 & 1 \end{bmatrix}$$

$$\rho_D^{-1} \left( \begin{bmatrix} 1 \\ -2 \\ 1 \\ 0 \end{bmatrix} \right) = 1\mathbf{y}_1 + (-2)\mathbf{y}_2 + 1\mathbf{y}_3 + 0\mathbf{y}_4 = \begin{bmatrix} 0 & -1 \\ 1 & 0 \end{bmatrix}$$

$$\rho_D^{-1} \left( \begin{bmatrix} 3 \\ -3 \\ 0 \\ 1 \end{bmatrix} \right) = 3\mathbf{y}_1 + (-3)\mathbf{y}_2 + 0\mathbf{y}_3 + 1\mathbf{y}_4 = \begin{bmatrix} 1 & -2 \\ 1 & 1 \end{bmatrix}$$

The eigenspaces for the eigenvalues of algebraic multiplicity 1 are exactly as before,

$$\begin{aligned} \mathcal{E}_S(3) &= \left\langle \left\{ \begin{bmatrix} -1 & 3 \\ -3 & 1 \end{bmatrix} \right\} \right\rangle \\ \mathcal{E}_S(2) &= \left\langle \left\{ \begin{bmatrix} -2 & 4 \\ -3 & 1 \end{bmatrix} \right\} \right\rangle \end{aligned}$$

However, the eigenspace for  $\lambda = -2$  would at first glance appear to be different. Here are the two eigenspaces for  $\lambda = -2$ , first the eigenspace obtained from  $M = M_{B,B}^S$ , then followed by the eigenspace obtained from  $M = M_{D,D}^S$ .

$$\mathcal{E}_S(-2) = \left\langle \left\{ \begin{bmatrix} 0 & -1 \\ 1 & 0 \end{bmatrix}, \begin{bmatrix} 1 & -1 \\ 0 & 1 \end{bmatrix} \right\} \right\rangle \quad \mathcal{E}_S(-2) = \left\langle \left\{ \begin{bmatrix} 0 & -1 \\ 1 & 0 \end{bmatrix}, \begin{bmatrix} 1 & -2 \\ 1 & 1 \end{bmatrix} \right\} \right\rangle$$

Subspaces generally have many bases, and that is the situation here. With a careful proof of set equality, you can show that these two eigenspaces are equal sets. The key observation to make such a proof go is that

$$\begin{bmatrix} 1 & -2 \\ 1 & 1 \end{bmatrix} = \begin{bmatrix} 0 & -1 \\ 1 & 0 \end{bmatrix} + \begin{bmatrix} 1 & -1 \\ 0 & 1 \end{bmatrix}$$

which will establish that the second set is a subset of the first. With equal dimensions, Theorem EDYES [348] will finish the task. So the eigenvalues of a linear transformation are independent of the matrix representation employed to compute them!  $\square$

Another example, this time a bit larger and with complex eigenvalues.

### Example CELT

#### Complex eigenvectors of a linear transformation

Consider the linear transformation  $Q: P_4 \mapsto P_4$  defined by

$$\begin{aligned} Q(a + bx + cx^2 + dx^3 + ex^4) &= (-46a - 22b + 13c + 5d + e) + (117a + 57b - 32c - 15d - 4e)x + \\ &\quad (-69a - 29b + 21c - 7e)x^2 + (159a + 73b - 44c - 13d + 2e)x^3 + \\ &\quad (-195a - 87b + 55c + 10d - 13e)x^4 \end{aligned}$$

Choose a simple basis to compute with, say

$$B = \{1, x, x^2, x^3, x^4\}$$

Then it should be apparent that the matrix representation of  $Q$  relative to  $B$  is

$$M = M_{B,B}^Q = \begin{bmatrix} -46 & -22 & 13 & 5 & 1 \\ 117 & 57 & -32 & -15 & -4 \\ -69 & -29 & 21 & 0 & -7 \\ 159 & 73 & -44 & -13 & 2 \\ -195 & -87 & 55 & 10 & -13 \end{bmatrix}$$

Compute the characteristic polynomial, eigenvalues and eigenvectors according to the techniques of Section EE [384],

$$p_Q(x) = -x^5 + 6x^4 - x^3 - 88x^2 + 252x - 208$$

$$\begin{aligned}
 &= -(x-2)^2(x+4)(x^2-6x+13) \\
 &= -(x-2)^2(x+4)(x-(3+2i))(x-(3-2i))
 \end{aligned}$$

$$\alpha_Q(2) = 2 \quad \alpha_Q(-4) = 1 \quad \alpha_Q(3+2i) = 1 \quad \alpha_Q(3-2i) = 1$$

$$\lambda = 2$$

$$M - (2)I_5 = \begin{bmatrix} -48 & -22 & 13 & 5 & 1 \\ 117 & 55 & -32 & -15 & -4 \\ -69 & -29 & 19 & 0 & -7 \\ 159 & 73 & -44 & -15 & 2 \\ -195 & -87 & 55 & 10 & -15 \end{bmatrix} \xrightarrow{\text{RREF}} \begin{bmatrix} 1 & 0 & 0 & \frac{1}{2} & -\frac{1}{2} \\ 0 & 1 & 0 & -\frac{5}{2} & -\frac{5}{2} \\ 0 & 0 & 1 & -2 & -6 \\ 0 & 0 & 0 & 0 & 0 \\ 0 & 0 & 0 & 0 & 0 \end{bmatrix}$$

$$\mathcal{E}_M(2) = \mathcal{N}(M - (2)I_5) = \left\langle \left\{ \begin{bmatrix} -\frac{1}{2} \\ \frac{5}{2} \\ 2 \\ 1 \\ 0 \end{bmatrix}, \begin{bmatrix} \frac{1}{2} \\ \frac{5}{2} \\ 6 \\ 0 \\ 1 \end{bmatrix} \right\} \right\rangle = \left\langle \left\{ \begin{bmatrix} -1 \\ 5 \\ 4 \\ 2 \\ 0 \end{bmatrix}, \begin{bmatrix} 1 \\ 5 \\ 12 \\ 0 \\ 2 \end{bmatrix} \right\} \right\rangle$$

$$\lambda = -4$$

$$M - (-4)I_5 = \begin{bmatrix} -42 & -22 & 13 & 5 & 1 \\ 117 & 61 & -32 & -15 & -4 \\ -69 & -29 & 25 & 0 & -7 \\ 159 & 73 & -44 & -9 & 2 \\ -195 & -87 & 55 & 10 & -9 \end{bmatrix} \xrightarrow{\text{RREF}} \begin{bmatrix} 1 & 0 & 0 & 0 & 1 \\ 0 & 1 & 0 & 0 & -3 \\ 0 & 0 & 1 & 0 & -1 \\ 0 & 0 & 0 & 1 & -2 \\ 0 & 0 & 0 & 0 & 0 \end{bmatrix}$$

$$\mathcal{E}_M(-4) = \mathcal{N}(M - (-4)I_5) = \left\langle \left\{ \begin{bmatrix} -1 \\ 3 \\ 1 \\ 2 \\ 1 \end{bmatrix} \right\} \right\rangle$$

$$\lambda = 3 + 2i$$

$$M - (3+2i)I_5 = \begin{bmatrix} -49-2i & -22 & 13 & 5 & 1 \\ 117 & 54-2i & -32 & -15 & -4 \\ -69 & -29 & 18-2i & 0 & -7 \\ 159 & 73 & -44 & -16-2i & 2 \\ -195 & -87 & 55 & 10 & -16-2i \end{bmatrix} \xrightarrow{\text{RREF}} \begin{bmatrix} 1 & 0 & 0 & 0 & -\frac{3}{4} + \frac{i}{4} \\ 0 & 1 & 0 & 0 & \frac{7}{4} - \frac{i}{4} \\ 0 & 0 & 1 & 0 & -\frac{1}{2} + \frac{i}{2} \\ 0 & 0 & 0 & 1 & \frac{7}{4} - \frac{i}{4} \\ 0 & 0 & 0 & 0 & 0 \end{bmatrix}$$

$$\mathcal{E}_M(3+2i) = \mathcal{N}(M - (3+2i)I_5) = \left\langle \left\{ \begin{bmatrix} \frac{3}{4} - \frac{i}{4} \\ -\frac{7}{4} + \frac{i}{4} \\ \frac{1}{2} - \frac{i}{2} \\ -\frac{7}{4} + \frac{i}{4} \\ 1 \end{bmatrix} \right\} \right\rangle = \left\langle \left\{ \begin{bmatrix} 3-i \\ -7+i \\ 2-2i \\ -7+i \\ 4 \end{bmatrix} \right\} \right\rangle$$

$$\lambda = 3 - 2i$$

$$M - (3-2i)I_5 = \begin{bmatrix} -49+2i & -22 & 13 & 5 & 1 \\ 117 & 54+2i & -32 & -15 & -4 \\ -69 & -29 & 18+2i & 0 & -7 \\ 159 & 73 & -44 & -16+2i & 2 \\ -195 & -87 & 55 & 10 & -16+2i \end{bmatrix} \xrightarrow{\text{RREF}} \begin{bmatrix} 1 & 0 & 0 & 0 & -\frac{3}{4} - \frac{i}{4} \\ 0 & 1 & 0 & 0 & \frac{7}{4} + \frac{i}{4} \\ 0 & 0 & 1 & 0 & -\frac{1}{2} - \frac{i}{2} \\ 0 & 0 & 0 & 1 & \frac{7}{4} + \frac{i}{4} \\ 0 & 0 & 0 & 0 & 0 \end{bmatrix}$$

$$\mathcal{E}_M(3-2i) = \mathcal{N}(M - (3-2i)I_5) = \left\langle \left\{ \begin{bmatrix} \frac{3}{4} + \frac{i}{4} \\ -\frac{7}{4} - \frac{i}{4} \\ \frac{1}{2} + \frac{i}{2} \\ -\frac{7}{4} - \frac{i}{4} \\ 1 \end{bmatrix} \right\} \right\rangle = \left\langle \left\{ \begin{bmatrix} 3+i \\ -7-i \\ 2+2i \\ -7-i \\ 4 \end{bmatrix} \right\} \right\rangle$$

It is straightforward to convert each of these basis vectors for eigenspaces of  $M$  back to elements of  $P_4$  by applying the isomorphism  $\rho_B^{-1}$ ,

$$\begin{aligned} \rho_B^{-1} \begin{pmatrix} -1 \\ 5 \\ 4 \\ 2 \\ 0 \end{pmatrix} &= -1 + 5x + 4x^2 + 2x^3 \\ \rho_B^{-1} \begin{pmatrix} 1 \\ 5 \\ 12 \\ 0 \\ 2 \end{pmatrix} &= 1 + 5x + 12x^2 + 2x^4 \\ \rho_B^{-1} \begin{pmatrix} -1 \\ 3 \\ 1 \\ 2 \\ 1 \end{pmatrix} &= -1 + 3x + x^2 + 2x^3 + x^4 \\ \rho_B^{-1} \begin{pmatrix} 3-i \\ -7+i \\ 2-2i \\ -7+i \\ 4 \end{pmatrix} &= (3-i) + (-7+i)x + (2-2i)x^2 + (-7+i)x^3 + 4x^4 \\ \rho_B^{-1} \begin{pmatrix} 3+i \\ -7-i \\ 2+2i \\ -7-i \\ 4 \end{pmatrix} &= (3+i) + (-7-i)x + (2+2i)x^2 + (-7-i)x^3 + 4x^4 \end{aligned}$$

So we apply Theorem EER [566] and the Coordinatization Principle [520] to get the eigenspaces for  $Q$ ,

$$\begin{aligned} \mathcal{E}_Q(2) &= \langle \{-1 + 5x + 4x^2 + 2x^3, 1 + 5x + 12x^2 + 2x^4\} \rangle \\ \mathcal{E}_Q(-4) &= \langle \{-1 + 3x + x^2 + 2x^3 + x^4\} \rangle \\ \mathcal{E}_Q(3+2i) &= \langle \{(3-i) + (-7+i)x + (2-2i)x^2 + (-7+i)x^3 + 4x^4\} \rangle \\ \mathcal{E}_Q(3-2i) &= \langle \{(3+i) + (-7-i)x + (2+2i)x^2 + (-7-i)x^3 + 4x^4\} \rangle \end{aligned}$$

with geometric multiplicities

$$\gamma_Q(2) = 2 \qquad \gamma_Q(-4) = 1 \qquad \gamma_Q(3+2i) = 1 \qquad \gamma_Q(3-2i) = 1$$

⊠

## Subsection READ Reading Questions

1. The change-of-basis matrix is a matrix representation of which linear transformation?



2. Find the change-of-basis matrix,  $C_{B,C}$ , for the two bases of  $\mathbb{C}^2$

$$B = \left\{ \begin{bmatrix} 2 \\ 3 \end{bmatrix}, \begin{bmatrix} -1 \\ 2 \end{bmatrix} \right\} \qquad C = \left\{ \begin{bmatrix} 1 \\ 0 \end{bmatrix}, \begin{bmatrix} 1 \\ 1 \end{bmatrix} \right\}$$

3. What is the third “surprise,” and why is it surprising?

## Subsection EXC Exercises

---

**C20** In Example CBCV [559] we computed the vector representation of  $\mathbf{y}$  relative to  $C$ ,  $\rho_C(\mathbf{y})$ , as an example of Theorem CB [555]. Compute this same representation directly. In other words, apply Definition VR [512] rather than Theorem CB [555].

Contributed by Robert Beezer

**C21** Perform a check on Example MRCM [561] by computing  $M_{B,D}^Q$  directly. In other words, apply Definition MR [524] rather than Theorem MR [560].

Contributed by Robert Beezer Solution [576]

**C30** Find a basis for the vector space  $P_3$  composed of eigenvectors of the linear transformation  $T$ . Then find a matrix representation of  $T$  relative to this basis.

$$T: P_3 \mapsto P_3, \quad T(a + bx + cx^2 + dx^3) = (a + c + d) + (b + c + d)x + (a + b + c)x^2 + (a + b + d)x^3$$

Contributed by Robert Beezer Solution [576]

**C40** Let  $S_{22}$  be the vector space of  $2 \times 2$  symmetric matrices. Find a basis  $B$  for  $S_{22}$  that yields a diagonal matrix representation of the linear transformation  $R$ . (15 points)

$$R: S_{22} \mapsto S_{22}, \quad R\left(\begin{bmatrix} a & b \\ b & c \end{bmatrix}\right) = \begin{bmatrix} -5a + 2b - 3c & -12a + 5b - 6c \\ -12a + 5b - 6c & 6a - 2b + 4c \end{bmatrix}$$

Contributed by Robert Beezer Solution [577]

**C41** Let  $S_{22}$  be the vector space of  $2 \times 2$  symmetric matrices. Find a basis for  $S_{22}$  composed of eigenvectors of the linear transformation  $Q: S_{22} \mapsto S_{22}$ . (15 points)

$$Q\left(\begin{bmatrix} a & b \\ b & c \end{bmatrix}\right) = \begin{bmatrix} 25a + 18b + 30c & -16a - 11b - 20c \\ -16a - 11b - 20c & -11a - 9b - 12c \end{bmatrix}$$

Contributed by Robert Beezer Solution [578]

**T10** Suppose that  $T: V \mapsto V$  is an invertible linear transformation with a nonzero eigenvalue  $\lambda$ . Prove that  $\frac{1}{\lambda}$  is an eigenvalue of  $T^{-1}$ .

Contributed by Robert Beezer Solution [578]

**T15** Suppose that  $V$  is a vector space and  $T: V \mapsto V$  is a linear transformation. Prove that  $T$  is injective if and only if  $\lambda = 0$  is not an eigenvalue of  $T$ .

Contributed by Robert Beezer

## Subsection SOL Solutions

**C21** Contributed by Robert Beezer Statement [575]

Apply Definition MR [524],

$$\begin{aligned} \rho_D \left( Q \left( \begin{bmatrix} 5 & -3 \\ -3 & -2 \end{bmatrix} \right) \right) &= \rho_D (19 + 14x - 2x^2 - 28x^3) \\ &= \rho_D ((-39)(2 + x - 2x^2 + 3x^3) + 62(-1 - 2x^2 + 3x^3) + (-53)(-3 - x + x^3) + (-44)(-x^2 + x^3)) \\ &= \begin{bmatrix} -39 \\ 62 \\ -53 \\ -44 \end{bmatrix} \\ \rho_D \left( Q \left( \begin{bmatrix} 2 & -3 \\ -3 & 0 \end{bmatrix} \right) \right) &= \rho_D (16 + 9x - 7x^2 - 14x^3) \\ &= \rho_D ((-23)(2 + x - 2x^2 + 3x^3) + (34)(-1 - 2x^2 + 3x^3) + (-32)(-3 - x + x^3) + (-15)(-x^2 + x^3)) \\ &= \begin{bmatrix} -23 \\ 34 \\ -32 \\ -15 \end{bmatrix} \\ \rho_D \left( Q \left( \begin{bmatrix} 1 & 2 \\ 2 & 4 \end{bmatrix} \right) \right) &= \rho_D (25 + 9x + 3x^2 + 4x^3) \\ &= \rho_D ((14)(2 + x - 2x^2 + 3x^3) + (-12)(-1 - 2x^2 + 3x^3) + 5(-3 - x + x^3) + (-7)(-x^2 + x^3)) \\ &= \begin{bmatrix} 14 \\ -12 \\ 5 \\ -7 \end{bmatrix} \end{aligned}$$

These three vectors are the columns of the matrix representation,

$$M_{B,D}^Q = \begin{bmatrix} -39 & -23 & 14 \\ 62 & 34 & -12 \\ -53 & -32 & 5 \\ -44 & -15 & -7 \end{bmatrix}$$

which coincides with the result obtained in Example MRCM [561].

**C30** Contributed by Robert Beezer Statement [575]

With the domain and codomain being identical, we will build a matrix representation using the same basis for both the domain and codomain. The eigenvalues of the matrix representation will be the eigenvalues of the linear transformation, and we can obtain the eigenvectors of the linear transformation by un-coordinatizing (Theorem EER [566]). Since the method does not depend on *which* basis we choose, we can choose a natural basis for ease of computation, say,

$$B = \{1, x, x^2, x^3\}$$

The matrix representation is then,

$$M_{B,B}^T = \begin{bmatrix} 1 & 0 & 1 & 1 \\ 0 & 1 & 1 & 1 \\ 1 & 1 & 1 & 0 \\ 1 & 1 & 0 & 1 \end{bmatrix}$$

The eigenvalues and eigenvectors of this matrix were computed in Example ESMS4 [395]. A basis for  $\mathbb{C}^4$ , composed of eigenvectors of the matrix representation is,

$$C = \left\{ \begin{bmatrix} 1 \\ 1 \\ 1 \\ 1 \end{bmatrix}, \begin{bmatrix} -1 \\ 1 \\ 0 \\ 0 \end{bmatrix}, \begin{bmatrix} 0 \\ 0 \\ -1 \\ 1 \end{bmatrix}, \begin{bmatrix} -1 \\ -1 \\ 1 \\ 1 \end{bmatrix} \right\}$$

Applying  $\rho_B^{-1}$  to each vector of this set, yields a basis of  $P_3$  composed of eigenvectors of  $T$ ,

$$D = \{1 + x + x^2 + x^3, -1 + x, -x^2 + x^3, -1 - x + x^2 + x^3\}$$

The matrix representation of  $T$  relative to the basis  $D$  will be a diagonal matrix with the corresponding eigenvalues along the diagonal, so in this case we get

$$M_{D,D}^T = \begin{bmatrix} 3 & 0 & 0 & 0 \\ 0 & 1 & 0 & 0 \\ 0 & 0 & 1 & 0 \\ 0 & 0 & 0 & -1 \end{bmatrix}$$

**C40** Contributed by Robert Beezer Statement [575]

Begin with a matrix representation of  $R$ , any matrix representation, but use the same basis for both instances of  $S_{22}$ . We'll choose a basis that makes it easy to compute vector representations in  $S_{22}$ .

$$B = \left\{ \begin{bmatrix} 1 & 0 \\ 0 & 0 \end{bmatrix}, \begin{bmatrix} 0 & 1 \\ 1 & 0 \end{bmatrix}, \begin{bmatrix} 0 & 0 \\ 0 & 1 \end{bmatrix} \right\}$$

Then the resulting matrix representation of  $R$  (Definition MR [524]) is

$$M_{B,B}^R = \begin{bmatrix} -5 & 2 & -3 \\ -12 & 5 & -6 \\ 6 & -2 & 4 \end{bmatrix}$$

Now, compute the eigenvalues and eigenvectors of this matrix, with the goal of diagonalizing the matrix (Theorem DC [423]),

$$\begin{aligned} \lambda = 2 & \quad \mathcal{E}_{M_{B,B}^R}(2) = \left\langle \left\{ \begin{bmatrix} -1 \\ -2 \\ 1 \end{bmatrix} \right\} \right\rangle \\ \lambda = 1 & \quad \mathcal{E}_{M_{B,B}^R}(1) = \left\langle \left\{ \begin{bmatrix} -1 \\ 0 \\ 2 \end{bmatrix}, \begin{bmatrix} 1 \\ 3 \\ 0 \end{bmatrix} \right\} \right\rangle \end{aligned}$$

The three vectors that occur as basis elements for these eigenspaces will together form a linearly independent set (check this!). So these column vectors may be employed in a matrix that will diagonalize the matrix representation. If we “un-coordinatize” these three column vectors relative to the basis  $B$ , we will find three linearly independent elements of  $S_{22}$  that are eigenvectors of the linear transformation  $R$  (Theorem EER [566]). A matrix representation relative to this basis of eigenvectors will be diagonal, with the eigenvalues ( $\lambda = 2, 1$ ) as the diagonal elements. Here we go,

$$\begin{aligned} \rho_B^{-1} \left( \begin{bmatrix} -1 \\ -2 \\ 1 \end{bmatrix} \right) &= (-1) \begin{bmatrix} 1 & 0 \\ 0 & 0 \end{bmatrix} + (-2) \begin{bmatrix} 0 & 1 \\ 1 & 0 \end{bmatrix} + 1 \begin{bmatrix} 0 & 0 \\ 0 & 1 \end{bmatrix} = \begin{bmatrix} -1 & -2 \\ -2 & 1 \end{bmatrix} \\ \rho_B^{-1} \left( \begin{bmatrix} -1 \\ 0 \\ 2 \end{bmatrix} \right) &= (-1) \begin{bmatrix} 1 & 0 \\ 0 & 0 \end{bmatrix} + 0 \begin{bmatrix} 0 & 1 \\ 1 & 0 \end{bmatrix} + 2 \begin{bmatrix} 0 & 0 \\ 0 & 1 \end{bmatrix} = \begin{bmatrix} -1 & 0 \\ 0 & 2 \end{bmatrix} \end{aligned}$$

$$\rho_B^{-1} \left( \begin{bmatrix} 1 \\ 3 \\ 0 \end{bmatrix} \right) = 1 \begin{bmatrix} 1 & 0 \\ 0 & 0 \end{bmatrix} + 3 \begin{bmatrix} 0 & 1 \\ 1 & 0 \end{bmatrix} + 0 \begin{bmatrix} 0 & 0 \\ 0 & 1 \end{bmatrix} = \begin{bmatrix} 1 & 3 \\ 3 & 0 \end{bmatrix}$$

So the requested basis of  $S_{22}$ , yielding a diagonal matrix representation of  $R$ , is

$$\left\{ \begin{bmatrix} -1 & -2 \\ -2 & 1 \end{bmatrix}, \begin{bmatrix} -1 & 0 \\ 0 & 2 \end{bmatrix}, \begin{bmatrix} 1 & 3 \\ 3 & 0 \end{bmatrix} \right\}$$

**C41** Contributed by Robert Beezer Statement [575]

Use a single basis for both the domain and codomain, since they are equal.

$$B = \left\{ \begin{bmatrix} 1 & 0 \\ 0 & 0 \end{bmatrix}, \begin{bmatrix} 0 & 1 \\ 1 & 0 \end{bmatrix}, \begin{bmatrix} 0 & 0 \\ 0 & 1 \end{bmatrix} \right\}$$

The matrix representation of  $Q$  relative to  $B$  is

$$M = M_{B,B}^Q = \begin{bmatrix} 25 & 18 & 30 \\ -16 & -11 & -20 \\ -11 & -9 & -12 \end{bmatrix}$$

We can analyze this matrix with the techniques of Section EE [384] and then apply Theorem EER [566]. The eigenvalues of this matrix are  $\lambda = -2, 1, 3$  with eigenspaces

$$\mathcal{E}_M(-2) = \left\langle \left\{ \begin{bmatrix} -6 \\ 4 \\ 3 \end{bmatrix} \right\} \right\rangle \quad \mathcal{E}_M(1) = \left\langle \left\{ \begin{bmatrix} -2 \\ 1 \\ 1 \end{bmatrix} \right\} \right\rangle \quad \mathcal{E}_M(3) = \left\langle \left\{ \begin{bmatrix} -3 \\ 2 \\ 1 \end{bmatrix} \right\} \right\rangle$$

Because the three eigenvalues are distinct, the three basis vectors from the three eigenspaces form a linearly independent set (Theorem EDELI [406]). Theorem EER [566] says we can uncoordinatize these eigenvectors to obtain eigenvectors of  $Q$ . By Theorem ILTLI [468] the resulting set will remain linearly independent. Set

$$C = \left\{ \rho_B^{-1} \left( \begin{bmatrix} -6 \\ 4 \\ 3 \end{bmatrix} \right), \rho_B^{-1} \left( \begin{bmatrix} -2 \\ 1 \\ 1 \end{bmatrix} \right), \rho_B^{-1} \left( \begin{bmatrix} -3 \\ 2 \\ 1 \end{bmatrix} \right) \right\} = \left\{ \begin{bmatrix} -6 & 4 \\ 4 & 3 \end{bmatrix}, \begin{bmatrix} -2 & 1 \\ 1 & 1 \end{bmatrix}, \begin{bmatrix} -3 & 2 \\ 2 & 1 \end{bmatrix} \right\}$$

Then  $C$  is a linearly independent set of size 3 in the vector space  $M_{22}$ , which has dimension 3 as well. By Theorem G [345],  $C$  is a basis of  $M_{22}$ .

**T10** Contributed by Robert Beezer Statement [575]

Let  $\mathbf{v}$  be an eigenvector of  $T$  for the eigenvalue  $\lambda$ . Then,

$$\begin{aligned} T^{-1}(\mathbf{v}) &= \frac{1}{\lambda} \lambda T^{-1}(\mathbf{v}) && \lambda \neq 0 \\ &= \frac{1}{\lambda} T^{-1}(\lambda \mathbf{v}) && \text{Theorem ILTTLT [493]} \\ &= \frac{1}{\lambda} T^{-1}(T(\mathbf{v})) && \mathbf{v} \text{ eigenvector of } T \\ &= \frac{1}{\lambda} I_V(\mathbf{v}) && \text{Definition IVLT [491]} \\ &= \frac{1}{\lambda} \mathbf{v} && \text{Definition IDLT [491]} \end{aligned}$$

which says that  $\frac{1}{\lambda}$  is an eigenvalue of  $T^{-1}$  with eigenvector  $\mathbf{v}$ . Note that it is possible to prove that any eigenvalue of an invertible linear transformation is never zero. So the hypothesis that  $\lambda$  be nonzero is just a convenience for this problem.

## Section OD

### Orthonormal Diagonalization

THIS SECTION IS IN DRAFT FORM

THEOREMS & DEFINITIONS ARE COMPLETE, NEEDS EXAMPLES

We have seen in Section SD [419] that under the right conditions a square matrix is similar to a diagonal matrix. We recognize now, via Theorem SCB [563], that a similarity transformation is a change of basis on a matrix representation. So we can now discuss the choice of a basis used to build a matrix representation, and decide if some bases are better than others for this purpose. This will be the tone of this section. We will also see that every matrix has a reasonably useful matrix representation, and we will discover a new class of diagonalizable linear transformations. First we need some basic facts about triangular matrices.

#### Subsection TM

##### Triangular Matrices

An upper, or lower, triangular matrix is exactly what it sounds like it should be, but here are the two relevant definitions.

##### Definition UTM

##### Upper Triangular Matrix

The  $n \times n$  square matrix  $A$  is **upper triangular** if  $[A]_{ij} = 0$  whenever  $i > j$ . △

##### Definition LTM

##### Lower Triangular Matrix

The  $n \times n$  square matrix  $A$  is **lower triangular** if  $[A]_{ij} = 0$  whenever  $i < j$ . △

Obviously, properties of a lower triangular matrices will have analogues for upper triangular matrices. Rather than stating two very similar theorems, we will say that matrices are “triangular of the same type” as a convenient shorthand to cover both possibilities and then give a proof for just one type.

##### Theorem PTMT

##### Product of Triangular Matrices is Triangular

Suppose that  $A$  and  $B$  are square matrices of size  $n$  that are triangular of the same type. Then  $AB$  is also triangular of that type. □

**Proof** We prove this for lower triangular matrices and leave the proof for upper triangular matrices to you. Suppose that  $A$  and  $B$  are both lower triangular. We need only establish that certain entries of the product  $AB$  are zero. Suppose that  $i < j$ , then

$$\begin{aligned}
 [AB]_{ij} &= \sum_{k=1}^n [A]_{ik} [B]_{kj} && \text{Theorem EMP [194]} \\
 &= \sum_{k=1}^{j-1} [A]_{ik} [B]_{kj} + \sum_{k=j}^n [A]_{ik} [B]_{kj} && \text{Property AACN [656]} \\
 &= \sum_{k=1}^{j-1} [A]_{ik} 0 + \sum_{k=j}^n [A]_{ik} [B]_{kj} && k < j, \text{ Definition LTM [579]} \\
 &= \sum_{k=1}^{j-1} [A]_{ik} 0 + \sum_{k=j}^n 0 [B]_{kj} && i < j \leq k, \text{ Definition LTM [579]}
 \end{aligned}$$

$$\begin{aligned}
 &= \sum_{k=1}^{j-1} 0 + \sum_{k=j}^n 0 \\
 &= 0
 \end{aligned}$$

Since  $[AB]_{ij} = 0$  whenever  $i < j$ , by Definition LTM [579],  $AB$  is lower triangular. ■

The inverse of a triangular matrix is triangular, of the same type.

### Theorem ITMT

#### Inverse of a Triangular Matrix is Triangular

Suppose that  $A$  is a nonsingular matrix of size  $n$  that is triangular. Then the inverse of  $A$ ,  $A^{-1}$ , is triangular of the same type. Furthermore, the diagonal entries of  $A^{-1}$  are the reciprocals of the corresponding diagonal entries of  $A$ . More precisely,  $[A^{-1}]_{ii} = [A]_{ii}^{-1}$ . □

**Proof** We give the proof for the case when  $A$  is lower triangular, and leave the case when  $A$  is upper triangular for you. Consider the process for computing the inverse of a matrix that is outlined in the proof of Theorem CINM [211]. We augment  $A$  with the size  $n$  identity matrix,  $I_n$ , and row-reduce the  $n \times 2n$  matrix to reduced row-echelon form via the algorithm in Theorem REMEF [28]. The proof involves tracking the peculiarities of this process in the case of a lower triangular matrix. Let  $M = [A \mid I_n]$ .

First, none of the diagonal elements of  $A$  are zero. By repeated expansion about the first row, the determinant of a lower triangular matrix can be seen to be the product of the diagonal entries (Theorem DER [366]). If just one of these diagonal elements was zero, then the determinant of  $A$  is zero and  $A$  is singular by Theorem SMZD [378]. Slightly violating the exact algorithm for row reduction we can form a matrix,  $M'$ , that is row-equivalent to  $M$ , by multiplying row  $i$  by the nonzero scalar  $[A]_{ii}^{-1}$ , for  $1 \leq i \leq n$ . This sets  $[M']_{ii} = 1$  and  $[M']_{i,n+1} = [A]_{ii}^{-1}$ , and leaves every zero entry of  $M$  unchanged.

Let  $M_j$  denote the matrix obtained from  $M'$  after converting column  $j$  to a pivot column. We can convert column  $j$  of  $M_{j-1}$  into a pivot column with a set of  $n - j - 1$  row operations of the form  $\alpha R_j + R_k$  with  $j + 1 \leq k \leq n$ . The key observation here is that we add multiples of row  $j$  only to higher-numbered rows. This means that none of the entries in rows 1 through  $j - 1$  is changed, and since row  $j$  has zeros in columns  $j + 1$  through  $n$ , none of the entries in rows  $j + 1$  through  $n$  is changed in columns  $j + 1$  through  $n$ . The first  $n$  columns of  $M'$  form a lower triangular matrix with 1's on the diagonal. In its conversion to the identity matrix through this sequence of row operations, it remains lower triangular with 1's on the diagonal.

What happens in columns  $n + 1$  through  $2n$  of  $M'$ ? These columns began in  $M$  as the identity matrix, and in  $M'$  each diagonal entry was scaled to a reciprocal of the corresponding diagonal entry of  $A$ . Notice that trivially, these final  $n$  columns of  $M'$  form a lower triangular matrix. Just as we argued for the first  $n$  columns, the row operations that convert  $M_{j-1}$  into  $M_j$  will preserve the lower triangular form in the final  $n$  columns and preserve the exact values of the diagonal entries. By Theorem CINM [211], the final  $n$  columns of  $M_n$  is the inverse of  $A$ , and this matrix has the necessary properties advertised in the conclusion of this theorem. ■

## Subsection UTMR

### Upper Triangular Matrix Representation

Not every matrix is diagonalizable, but every linear transformation has a matrix representation that is an upper triangular matrix, and the basis that achieves this representation is especially pleasing. Here's the theorem.

### Theorem UTMR

#### Upper Triangular Matrix Representation

Suppose that  $T: V \mapsto V$  is a linear transformation. Then there is a basis  $B$  for  $V$  such that the

matrix representation of  $T$  relative to  $B$ ,  $M_{B,B}^T$ , is an upper triangular matrix. Each diagonal entry is an eigenvalue of  $T$ , and if  $\lambda$  is an eigenvalue of  $T$ , then  $\lambda$  occurs  $\alpha_T(\lambda)$  times on the diagonal.  $\square$

**Proof** We begin with a proof by induction (Technique I [670]) of the first statement in the conclusion of the theorem. We use induction on the dimension of  $V$  to show that if  $T: V \mapsto V$  is a linear transformation, then there is a basis  $B$  for  $V$  such that the matrix representation of  $T$  relative to  $B$ ,  $M_{B,B}^T$ , is an upper triangular matrix.

To start suppose that  $\dim(V) = 1$ . Choose any nonzero vector  $\mathbf{v} \in V$  and realize that  $V = \langle \{\mathbf{v}\} \rangle$ . Then we can determine  $T$  uniquely by  $T(\mathbf{v}) = \beta\mathbf{v}$  for some  $\beta \in \mathbb{C}$  (Theorem LTDB [446]). This description of  $T$  also gives us a matrix representation relative to the basis  $B = \{\mathbf{v}\}$  as the  $1 \times 1$  matrix with lone entry equal to  $\beta$ . And this matrix representation is upper triangular (Definition UTM [579]).

For the induction step let  $\dim(V) = m$ , and assume the theorem is true for every linear transformation defined on a vector space of dimension less than  $m$ . By Theorem EMHE [387] (suitably converted to the setting of a linear transformation),  $T$  has at least one eigenvalue, and we denote this eigenvalue as  $\lambda$ . (We will remark later about how critical this step is.) We now consider properties of the linear transformation  $T - \lambda I_V: V \mapsto V$ .

Let  $\mathbf{x}$  be an eigenvector of  $T$  for  $\lambda$ . By definition  $\mathbf{x} \neq \mathbf{0}$ . Then

$$\begin{aligned} (T - \lambda I_V)(\mathbf{x}) &= T(\mathbf{x}) - \lambda I_V(\mathbf{x}) && \text{Theorem VSLT [453]} \\ &= T(\mathbf{x}) - \lambda\mathbf{x} && \text{Definition IDLT [491]} \\ &= \lambda\mathbf{x} - \lambda\mathbf{x} && \text{Definition EELT [554]} \\ &= \mathbf{0} && \text{Property AI [273]} \end{aligned}$$

So  $T - \lambda I_V$  is not injective, as it has a nontrivial kernel (Theorem KILT [466]). With an application of Theorem RPNDD [500] we bound the rank of  $T - \lambda I_V$ ,

$$r(T - \lambda I_V) = \dim(V) - n(T - \lambda I_V) \leq m - 1$$

Define  $W$  to be the subspace of  $V$  that is the range of  $T - \lambda I_V$ ,  $W = \mathcal{R}(T - \lambda I_V)$ . We define a new linear transformation  $S$ , on  $W$ ,

$$S: W \mapsto W \qquad S(\mathbf{w}) = T(\mathbf{w})$$

This does not look we have accomplished much, since the action of  $S$  is identical to the action of  $T$ . For our purposes this will be a good thing. What is different is the domain and codomain.  $S$  is defined on  $W$ , a vector space with dimension less than  $m$ , and so is susceptible to our induction hypothesis. Verifying that  $S$  is really a linear transformation is almost entirely routine, with one exception. Employing  $T$  in our definition of  $S$  raises the possibility that the outputs of  $S$  will not be contained within  $W$  (but instead will lie inside  $V$ , but outside  $W$ ). To examine this possibility, suppose that  $\mathbf{w} \in W$ .

$$\begin{aligned} S(\mathbf{w}) &= T(\mathbf{w}) \\ &= T(\mathbf{w}) + \mathbf{0} && \text{Property Z [272]} \\ &= T(\mathbf{w}) + (\lambda I_V(\mathbf{w}) - \lambda I_V(\mathbf{w})) && \text{Property AI [273]} \\ &= (T(\mathbf{w}) - \lambda I_V(\mathbf{w})) + \lambda I_V(\mathbf{w}) && \text{Property AA [272]} \\ &= (T(\mathbf{w}) - \lambda I_V(\mathbf{w})) + \lambda\mathbf{w} && \text{Definition IDLT [491]} \\ &= (T - \lambda I_V)(\mathbf{w}) + \lambda\mathbf{w} && \text{Theorem VSLT [453]} \end{aligned}$$

Since  $W$  is the range of  $T - \lambda I_V$ ,  $(T - \lambda I_V)(\mathbf{w}) \in W$ . And by Property SC [272],  $\lambda\mathbf{w} \in W$ . Finally, applying Property AC [272] we see by closure that the sum is in  $W$  and so we conclude that  $S(\mathbf{w}) \in W$ . This argument convinces us that it is legitimate to define  $S$  as we did with  $W$  as the codomain.

$S$  is a linear transformation defined on a vector space with dimension less than  $m$ , so we can apply the induction hypothesis and conclude that  $W$  has a basis,  $C = \{\mathbf{w}_1, \mathbf{w}_2, \mathbf{w}_3, \dots, \mathbf{w}_k\}$ , such that the matrix representation of  $S$  relative to  $C$  is an upper triangular matrix.



By Theorem DSFOS [352] there exists a second subspace of  $V$ , which we will call  $U$ , so that  $V$  is a direct sum of  $W$  and  $U$ ,  $V = W \oplus U$ . Choose a basis  $D = \{\mathbf{u}_1, \mathbf{u}_2, \mathbf{u}_3, \dots, \mathbf{u}_\ell\}$  for  $U$ . So  $m = k + \ell$  by Theorem DSD [354], and  $B = C \cup D$  is basis for  $V$  by Theorem DSLI [353] and Theorem G [345].  $B$  is the basis we desire. What does a matrix representation of  $T$  look like, relative to  $B$ ?

Since the definition of  $T$  and  $S$  agree on  $W$ , the first  $k$  columns of  $M_{B,B}^T$  will have the upper triangular matrix representation of  $S$  in the first  $k$  rows. The remaining  $\ell = m - k$  rows of these first  $k$  columns will be all zeros since the outputs of  $T$  on  $C$  are all contained in  $W$ . The situation for  $T$  on  $D$  is not quite as pretty, but it is close.

For  $1 \leq i \leq \ell$ , consider

$$\begin{aligned}
 \rho_B(T(\mathbf{u}_i)) &= \rho_B(T(\mathbf{u}_i) + \mathbf{0}) && \text{Property Z [272]} \\
 &= \rho_B(T(\mathbf{u}_i) + (\lambda I_V(\mathbf{u}_i) - \lambda I_V(\mathbf{u}_i))) && \text{Property AI [273]} \\
 &= \rho_B((T(\mathbf{u}_i) - \lambda I_V(\mathbf{u}_i)) + \lambda I_V(\mathbf{u}_i)) && \text{Property AA [272]} \\
 &= \rho_B((T(\mathbf{u}_i) - \lambda I_V(\mathbf{u}_i)) + \lambda \mathbf{u}_i) && \text{Definition IDLT [491]} \\
 &= \rho_B((T - \lambda I_V)(\mathbf{u}_i) + \lambda \mathbf{u}_i) && \text{Theorem VSLT [453]} \\
 &= \rho_B(a_1 \mathbf{w}_1 + a_2 \mathbf{w}_2 + a_3 \mathbf{w}_3 + \dots + a_k \mathbf{w}_k + \lambda \mathbf{u}_i) && \text{Definition RLT [479]} \\
 &= \begin{bmatrix} a_1 \\ a_2 \\ \vdots \\ a_k \\ 0 \\ \vdots \\ 0 \\ \lambda \\ 0 \\ \vdots \\ 0 \end{bmatrix} && \text{Definition VR [512]}
 \end{aligned}$$

In the penultimate step of this proof, we have rewritten an element of the range of  $T - \lambda I_V$  as a linear combination of the basis vectors,  $C$ , for the range of  $T - \lambda I_V$ ,  $W$ , using the scalars  $a_1, a_2, a_3, \dots, a_k$ . If we incorporate these  $\ell$  column vectors into the matrix representation  $M_{B,B}^T$  we find  $\ell$  occurrences of  $\lambda$  on the diagonal, and any nonzero entries lying only in the first  $k$  rows. Together with the  $k \times k$  upper triangular representation in the upper left-hand corner, the entire matrix representation is now clearly upper triangular. This completes the induction step, so for any linear transformation there is a basis that creates an upper triangular matrix representation.

We have one more statement in the conclusion of the theorem to verify. The eigenvalues of  $T$ , and their multiplicities, can be computed with the techniques of Chapter E [384] relative to any matrix representation (Theorem EER [566]). We take this approach with our upper triangular matrix representation  $M_{B,B}^T$ . Let  $d_i$  be the diagonal entry of  $M_{B,B}^T$  in row  $i$  and column  $i$ . Then the characteristic polynomial, computed as a determinant (Definition CP [391]) with repeated expansions about the first column, is

$$p_{M_{B,B}^T}(x) = (d_1 - x)(d_2 - x)(d_3 - x) \cdots (d_m - x)$$

The roots of the polynomial equation  $p_{M_{B,B}^T}(x) = 0$  are the eigenvalues of the linear transformation (Theorem EMRCP [391]). So each diagonal entry is an eigenvalue, and is repeated on the diagonal exactly  $\alpha_T(\lambda)$  times (Definition AME [394]). ■

A key step in this proof was the construction of the subspace  $W$  with dimension strictly less than that of  $V$ . This required an eigenvalue/eigenvector pair, which was guaranteed to us by Theorem EMHE [387]. Digging deeper, the proof of Theorem EMHE [387] requires that we can factor polynomials completely, into linear factors. This will not always happen if our set of scalars

is the reals,  $\mathbb{R}$ . So this is our final explanation of our choice of the complex numbers,  $\mathbb{C}$ , as our set of scalars. In  $\mathbb{C}$  polynomials factor completely, so every matrix has at least one eigenvalue, and an inductive argument will get us to upper triangular matrix representations.

In the case of linear transformations defined on  $\mathbb{C}^m$ , we can use the inner product (Definition IP [164]) profitably to fine-tune the basis that yields an upper triangular matrix representation. Recall that the adjoint of matrix  $A$  (Definition A [185]) is written as  $A^*$ .

**Theorem OBUTR**  
**Orthonormal Basis for Upper Triangular Representation**

Suppose that  $A$  is a square matrix. Then there is a unitary matrix  $U$ , and an upper triangular matrix  $T$ , such that

$$U^*AU = T$$

and  $T$  has the eigenvalues of  $A$  as the entries of the diagonal. □

**Proof** This theorem is a statement about matrices and similarity. We can convert it to a statement about linear transformations, matrix representations and bases (Theorem SCB [563]). Suppose that  $A$  is an  $n \times n$  matrix, and define the linear transformation  $S: \mathbb{C}^n \mapsto \mathbb{C}^n$  by  $S(\mathbf{x}) = A\mathbf{x}$ . Then Theorem UTMR [580] gives us a basis  $B = \{\mathbf{v}_1, \mathbf{v}_2, \mathbf{v}_3, \dots, \mathbf{v}_n\}$  for  $\mathbb{C}^n$  such that a matrix representation of  $S$  relative to  $B$ ,  $M_{B,B}^S$ , is upper triangular.

Now convert the basis  $B$  into an orthogonal basis,  $C$ , by an application of the Gram-Schmidt procedure (Theorem GSP [171]). This is a messy business computationally, but here we have an excellent illustration of the power of the Gram-Schmidt procedure. We need only be sure that  $B$  is linearly independent and spans  $\mathbb{C}^n$ , and then we know that  $C$  is linearly independent, spans  $\mathbb{C}^n$  and is also an orthogonal set. We will now consider the matrix representation of  $S$  relative to  $C$  (rather than  $B$ ). Write the new basis as  $C = \{\mathbf{y}_1, \mathbf{y}_2, \mathbf{y}_3, \dots, \mathbf{y}_n\}$ . The application of the Gram-Schmidt procedure creates each vector of  $C$ , say  $\mathbf{y}_j$ , as the difference of  $\mathbf{v}_j$  and a linear combination of  $\mathbf{y}_1, \mathbf{y}_2, \mathbf{y}_3, \dots, \mathbf{y}_{j-1}$ . We are not concerned here with the actual values of the scalars in this linear combination, so we will write

$$\mathbf{y}_j = \mathbf{v}_j - \sum_{k=1}^{j-1} b_{jk}\mathbf{y}_k$$

where the  $b_{jk}$  are shorthand for the scalars. The equation above is in a form useful for creating the basis  $C$  from  $B$ . To better understand the relationship between  $B$  and  $C$  convert it to read

$$\mathbf{v}_j = \mathbf{y}_j + \sum_{k=1}^{j-1} b_{jk}\mathbf{y}_k$$

In this form, we recognize that the change-of-basis matrix  $C_{B,C} = M_{B,C}^{I_{\mathbb{C}^n}}$  (Definition CBM [555]) is an upper triangular matrix. By Theorem SCB [563] we have

$$M_{C,C}^S = C_{B,C}M_{B,B}^SC_{B,C}^{-1}$$

The inverse of an upper triangular matrix is upper triangular (Theorem ITMT [580]), and the product of two upper triangular matrices is again upper triangular (Theorem PTMT [579]). So  $M_{C,C}^S$  is an upper triangular matrix.

Now, multiply each vector of  $C$  by a nonzero scalar, so that the result has norm 1. In this way we create a new basis  $D$  which is an orthonormal set (Definition ONS [173]). Note that the change-of-basis matrix  $C_{C,D}$  is a diagonal matrix with nonzero entries equal to the norms of the vectors in  $C$ .

Now we can convert our results into the language of matrices. Let  $E$  be the basis of  $\mathbb{C}^n$  formed with the standard unit vectors (Definition SUV [169]). Then the matrix representation of  $S$  relative to  $E$  is simply  $A$ ,  $A = M_{E,E}^S$ . The change-of-basis matrix  $C_{D,E}$  has columns that are simply the

vectors in  $D$ , the orthonormal basis. As such, Theorem CUMOS [224] tells us that  $C_{D,E}$  is a unitary matrix, and by Definition UM [223] has an inverse equal to its adjoint. Write  $U = C_{D,E}$ . We have

$$\begin{aligned}
 U^*AU &= U^{-1}AU && \text{Theorem UMI [224]} \\
 &= C_{D,E}^{-1}M_{E,E}^S C_{D,E} \\
 &= M_{D,D}^S && \text{Theorem SCB [563]} \\
 &= C_{C,D}M_{C,C}^S C_{C,D}^{-1} && \text{Theorem SCB [563]}
 \end{aligned}$$

The inverse of a diagonal matrix is also a diagonal matrix, and so this final expression is the product of three upper triangular matrices, and so is again upper triangular (Theorem PTMT [579]). Thus the desired upper triangular matrix,  $T$ , is the matrix representation of  $S$  relative to the orthonormal basis  $D$ ,  $M_{D,D}^S$ . ■

## Subsection NM Normal Matrices

---

Normal matrices comprise a broad class of interesting matrices, many of which we have met already. But they are most interesting since they define exactly which matrices we can diagonalize via a unitary matrix. This is the upcoming Theorem OD [585]. Here's the definition.

### Definition NRML Normal Matrix

The square matrix  $A$  is normal if  $A^*A = AA^*$ . △

So a normal matrix commutes with its adjoint. Part of the beauty of this definition is that it includes many other types of matrices. A diagonal matrix will commute with its adjoint, since the adjoint is again diagonal and the entries are just conjugates of the entries of the original diagonal matrix. A Hermitian (self-adjoint) matrix (Definition HM [200]) will trivially commute with its adjoint, since the two matrices are the same. A real, symmetric matrix is Hermitian, so these matrices are also normal. A unitary matrix (Definition UM [223]) has its adjoint as its inverse, and inverses commute (Theorem OSIS [221]), so unitary matrices are normal. Another class of normal matrices is the skew-symmetric matrices. However, these broad descriptions still do not capture all of the normal matrices, as the next example shows.

### Example ANM A normal matrix

Let

$$A = \begin{bmatrix} 1 & -1 \\ 1 & 1 \end{bmatrix}$$

Then

$$\begin{bmatrix} 1 & -1 \\ 1 & 1 \end{bmatrix} \begin{bmatrix} 1 & 1 \\ -1 & 1 \end{bmatrix} = \begin{bmatrix} 2 & 0 \\ 0 & 2 \end{bmatrix} = \begin{bmatrix} 1 & 1 \\ -1 & 1 \end{bmatrix} \begin{bmatrix} 1 & -1 \\ 1 & 1 \end{bmatrix}$$

so we see by Definition NRML [584] that  $A$  is normal. However,  $A$  is not symmetric (hence, as a real matrix, not Hermitian), not unitary, and not skew-symmetric. ⊠

## Subsection OD Orthonormal Diagonalization

---

A diagonal matrix is very easy to work with in matrix multiplication (Example HPDM [428]) and an orthonormal basis also has many advantages (Theorem COB [323]). How about converting a

matrix to a diagonal matrix through a similarity transformation using a unitary matrix (i.e. build a diagonal matrix representation with an orthonormal matrix)? That'd be fantastic! When can we do this? We can always accomplish this feat when the matrix is normal, and normal matrices are the only ones that behave this way. Here's the theorem.

**Theorem OD**  
**Orthonormal Diagonalization**

Suppose that  $A$  is a square matrix. Then there is a unitary matrix  $U$  and a diagonal matrix  $D$ , with diagonal entries equal to the eigenvalues of  $A$ , such that  $U^*AU = D$  if and only if  $A$  is a normal matrix.  $\square$

**Proof** ( $\Rightarrow$ ) Suppose there is a unitary matrix  $U$  that diagonalizes  $A$ , resulting in  $D$ , i.e.  $U^*AU = D$ . We check the normality of  $A$ ,

$$\begin{aligned}
 A^*A &= I_n A^* I_n A I_n && \text{Theorem MMIM [196]} \\
 &= UU^* A^* UU^* AUU^* && \text{Definition UM [223]} \\
 &= UU^* A^* UDU^* && \\
 &= UU^* A^* (U^*)^* DU^* && \text{Theorem AA [185]} \\
 &= U (U^* AU)^* DU^* && \text{Adjoint of a product} \\
 &= UD^* DU^* && \\
 &= U (\overline{D})^t DU^* && \text{Definition A [185]} \\
 &= U \overline{D} DU^* && \text{Diagonal matrix} \\
 &= U D \overline{D} U^* && \text{Property CMCN [656]} \\
 &= U D (\overline{D})^t U^* && \text{Diagonal matrix} \\
 &= U D D^* U^* && \text{Definition A [185]} \\
 &= U D (U^* AU)^* U^* && \\
 &= U D U^* A^* (U^*)^* U^* && \text{Adjoint of a product} \\
 &= U D U^* A^* U U^* && \text{Theorem AA [185]} \\
 &= U U^* A U U^* A^* U U^* && \\
 &= I_n A I_n A^* I_n && \text{Definition UM [223]} \\
 &= A A^* && \text{Theorem MMIM [196]}
 \end{aligned}$$

So by Definition NRML [584],  $A$  is a normal matrix.

( $\Leftarrow$ ) For the converse, suppose that  $A$  is a normal matrix. Whether or not  $A$  is normal, Theorem OBUTR [583] provides a unitary matrix  $U$  and an upper triangular matrix  $T$ , whose diagonal entries are the eigenvalues of  $A$ , and such that  $U^*AU = T$ . With the added condition that  $A$  is normal, we will determine that the entries of  $T$  above the diagonal must be all zero. Here we go. First we show that  $T$  is normal.

$$\begin{aligned}
 T^*T &= (U^*AU)^* U^* AU && \\
 &= U^* A^* (U^*)^* U^* AU && \text{Adjoint of a product} \\
 &= U^* A^* U U^* AU && \text{Theorem AA [185]} \\
 &= U^* A^* I_n AU && \text{Definition UM [223]} \\
 &= U^* A^* AU && \text{Theorem MMIM [196]} \\
 &= U^* A A^* U && \text{Definition NRML [584]} \\
 &= U^* A I_n A^* U && \text{Theorem MMIM [196]} \\
 &= U^* A U U^* A^* U && \text{Definition UM [223]} \\
 &= U^* A U U^* A^* (U^*)^* && \text{Theorem AA [185]} \\
 &= U^* AU (U^* AU)^* && \text{Adjoint of a product} \\
 &= T T^* &&
 \end{aligned}$$

So by Definition NRML [584],  $T$  is a normal matrix.

We can translate the normality of  $T$  into the statement  $TT^* - T^*T = \mathcal{O}$ . We now establish an equality we will use repeatedly. For  $1 \leq i \leq n$ ,

$$\begin{aligned}
 0 &= [\mathcal{O}]_{ii} && \text{Definition ZM [181]} \\
 &= [TT^* - T^*T]_{ii} && \text{Definition NRML [584]} \\
 &= [TT^*]_{ii} - [T^*T]_{ii} && \text{Definition MA [178]} \\
 &= \sum_{k=1}^n [T]_{ik} [T^*]_{ki} - \sum_{k=1}^n [T^*]_{ik} [T]_{ki} && \text{Theorem EMP [194]} \\
 &= \sum_{k=1}^n [T]_{ik} \overline{[T]_{ik}} - \sum_{k=1}^n \overline{[T]_{ki}} [T]_{ki} && \text{Definition A [185]} \\
 &= \sum_{k=i}^n [T]_{ik} \overline{[T]_{ik}} - \sum_{k=1}^i \overline{[T]_{ki}} [T]_{ki} && \text{Definition UTM [579]} \\
 &= \sum_{k=i}^n |[T]_{ik}|^2 - \sum_{k=1}^i |[T]_{ki}|^2 && \text{Definition MCN [658]}
 \end{aligned}$$

To conclude, we use the above equality repeatedly, beginning with  $i = 1$ , and discover, row by row, that the entries above the diagonal of  $T$  are all zero. The key observation is that a sum of squares can only equal zero when each term of the sum is zero. For  $i = 1$  we have

$$0 = \sum_{k=1}^n |[T]_{1k}|^2 - \sum_{k=1}^1 |[T]_{k1}|^2 = \sum_{k=2}^n |[T]_{1k}|^2$$

which forces the conclusions

$$[T]_{12} = 0 \qquad [T]_{13} = 0 \qquad [T]_{14} = 0 \qquad \cdots \qquad [T]_{1n} = 0$$

For  $i = 2$  we use the same equality, but also incorporate the portion of the above conclusions that says  $[T]_{12} = 0$ ,

$$0 = \sum_{k=2}^n |[T]_{2k}|^2 - \sum_{k=1}^2 |[T]_{k2}|^2 = \sum_{k=2}^n |[T]_{2k}|^2 - \sum_{k=2}^2 |[T]_{k2}|^2 = \sum_{k=3}^n |[T]_{2k}|^2$$

which forces the conclusions

$$[T]_{23} = 0 \qquad [T]_{24} = 0 \qquad [T]_{25} = 0 \qquad \cdots \qquad [T]_{2n} = 0$$

We can repeat this process for the subsequent values of  $i = 3, 4, 5, \dots, n-1$ . Notice that it is critical we do this in order, since we need to employ portions of each of the previous conclusions about rows having zero entries in order to successfully get the same conclusion for later rows. Eventually, we conclude that all of the nondiagonal entries of  $T$  are zero, so the extra assumption of normality forces  $T$  to be diagonal. ■

We can rearrange the conclusion of this theorem to read  $A = UDU^*$ . Recall that a unitary matrix can be viewed as a geometry-preserving transformation (isometry), or more loosely as a rotation of sorts. Then a matrix-vector product,  $A\mathbf{x}$ , can be viewed instead as a sequence of three transformations.  $U^*$  is unitary, so is a rotation. Since  $D$  is diagonal, it just multiplies each entry of a vector by a scalar. Diagonal entries that are positive or negative, with absolute values bigger or smaller than 1 evoke descriptions like reflection, expansion and contraction. Generally we can say that  $D$  “stretches” a vector in each component. Final multiplication by  $U$  undoes (inverts) the rotation performed by  $U^*$ . So a normal matrix is a rotation-stretch-rotation transformation.

The orthonormal basis formed from the columns of  $U$  can be viewed as a system of mutually perpendicular axes. The rotation by  $U^*$  allows the transformation by  $A$  to be replaced by the simple

transformation  $D$  along these axes, and then  $D$  brings the result back to the original coordinate system. For this reason Theorem OD [585] is known as the Principal Axis Theorem.

The columns of the unitary matrix in Theorem OD [585] create an especially nice basis for use with the normal matrix. We record this observation as a theorem.

### Theorem OBNM

#### Orthonormal Bases and Normal Matrices

Suppose that  $A$  is a normal matrix of size  $n$ . Then there is an orthonormal basis of  $\mathbb{C}^n$  composed of eigenvectors of  $A$ .  $\square$

**Proof** Let  $U$  be the unitary matrix promised by Theorem OD [585] and let  $D$  be the resulting diagonal matrix. The desired set of vectors is formed by collecting the columns of  $U$  into a set. Theorem CUMOS [224] says this set of columns is orthonormal. Since  $U$  is nonsingular (Theorem UMI [224]), Theorem CNMB [322] says the set is a basis.

Since  $A$  is diagonalized by  $U$ , the diagonal entries of the matrix  $D$  are the eigenvalues of  $A$ . An argument exactly like the second half of the proof of Theorem DC [423] shows that each vector of the basis is an eigenvector of  $A$ .  $\blacksquare$

In a vague way Theorem OBNM [587] is an improvement on Theorem HMOE [414] which said that eigenvectors of a Hermitian matrix for different eigenvalues are always orthogonal. Hermitian matrices are normal and we see that we can find at least one basis where *every* pair of eigenvectors is orthogonal. Notice that this is not a generalization, since Theorem HMOE [414] states a weak result which applies to many (but not all) pairs of eigenvectors, while Theorem OBNM [587] is a seemingly stronger result, but only asserts that there is one collection of eigenvectors with the stronger property.

## Section NLT

# Nilpotent Linear Transformations

---

THIS SECTION IS IN DRAFT FORM  
NEARLY COMPLETE

We have seen that some matrices are diagonalizable and some are not. Some authors refer to a non-diagonalizable matrix as **defective**, but we will study them carefully anyway. Examples of such matrices include Example EMMS4 [394], Example HMEM5 [396], and Example CEMS6 [396]. Each of these matrices has at least one eigenvalue with geometric multiplicity strictly less than its algebraic multiplicity, and therefore Theorem DMFE [425] tells us these matrices are not diagonalizable.

Given a square matrix  $A$ , it is likely similar to many, many other matrices. Of all these possibilities, which is the best? “Best” is a subjective term, but we might agree that a diagonal matrix is certainly a very nice choice. Unfortunately, as we have seen, this will not always be possible. What form of a matrix is “next-best”? Our goal, which will take us several sections to reach, is to show that every matrix is similar to a matrix that is “nearly-diagonal” (Section JCF [622]). More precisely, every matrix is similar to a matrix with elements on the diagonal, and zeros and ones on the diagonal just above the main diagonal (the “super diagonal”), with zeros everywhere else. In the language of equivalence relations (see Theorem SER [420]), we are determining a systematic representative for each equivalence class. Such a representative for a set of similar matrices is called a **canonical form**.

We have just discussed the determination of a canonical form as a question about matrices. However, we know that every square matrix creates a natural linear transformation (Theorem MBLT [443]) and every linear transformation with identical domain and codomain has a square matrix representation for each choice of a basis, with a change of basis creating a similarity transformation (Theorem SCB [563]). So we will state, and prove, theorems using the language of linear transformations on abstract vector spaces, while most of our examples will work with square matrices. You can, and should, mentally translate between the two settings frequently and easily.

## Subsection NLT

### Nilpotent Linear Transformations

---

We will discover that nilpotent linear transformations are the essential obstacle in a non-diagonalizable linear transformation. So we will study them carefully first, both as an object of inherent mathematical interest, but also as the object at the heart of the argument that leads to a pleasing canonical form for any linear transformation. Once we understand these linear transformations thoroughly, we will be able to easily analyze the structure of any linear transformation.

#### Definition NLT

#### Nilpotent Linear Transformation

Suppose that  $T: V \mapsto V$  is a linear transformation such that there is an integer  $p > 0$  such that  $T^p(\mathbf{v}) = \mathbf{0}$  for every  $\mathbf{v} \in V$ . The smallest  $p$  for which this condition is met is called the **index** of  $T$ . △

Of course, the linear transformation  $T$  defined by  $T(\mathbf{v}) = \mathbf{0}$  will qualify as nilpotent of index 1. But are there others?

#### Example NM64

#### Nilpotent matrix, size 6, index 4

Recall that our definitions and theorems are being stated for linear transformations on abstract vector spaces, while our examples will work with square matrices (and use the same terms interchangeably). In this case, to demonstrate the existence of nontrivial nilpotent linear transformations, we

desire a matrix such that some power of the matrix is the zero matrix. Consider

$$A = \begin{bmatrix} -3 & 3 & -2 & 5 & 0 & -5 \\ -3 & 5 & -3 & 4 & 3 & -9 \\ -3 & 4 & -2 & 6 & -4 & -3 \\ -3 & 3 & -2 & 5 & 0 & -5 \\ -3 & 3 & -2 & 4 & 2 & -6 \\ -2 & 3 & -2 & 2 & 4 & -7 \end{bmatrix}$$

and compute powers of  $A$ ,

$$A^2 = \begin{bmatrix} 1 & -2 & 1 & 0 & -3 & 4 \\ 0 & -2 & 1 & 1 & -3 & 4 \\ 3 & 0 & 0 & -3 & 0 & 0 \\ 1 & -2 & 1 & 0 & -3 & 4 \\ 0 & -2 & 1 & 1 & -3 & 4 \\ -1 & -2 & 1 & 2 & -3 & 4 \end{bmatrix}$$

$$A^3 = \begin{bmatrix} 1 & 0 & 0 & -1 & 0 & 0 \\ 1 & 0 & 0 & -1 & 0 & 0 \\ 0 & 0 & 0 & 0 & 0 & 0 \\ 1 & 0 & 0 & -1 & 0 & 0 \\ 1 & 0 & 0 & -1 & 0 & 0 \\ 1 & 0 & 0 & -1 & 0 & 0 \end{bmatrix}$$

$$A^4 = \begin{bmatrix} 0 & 0 & 0 & 0 & 0 & 0 \\ 0 & 0 & 0 & 0 & 0 & 0 \\ 0 & 0 & 0 & 0 & 0 & 0 \\ 0 & 0 & 0 & 0 & 0 & 0 \\ 0 & 0 & 0 & 0 & 0 & 0 \\ 0 & 0 & 0 & 0 & 0 & 0 \end{bmatrix}$$

Thus we can say that  $A$  is nilpotent of index 4.

Because it will presage some upcoming theorems, we will record some extra information about the eigenvalues and eigenvectors of  $A$  here.  $A$  has just one eigenvalue,  $\lambda = 0$ , with algebraic multiplicity 6 and geometric multiplicity 2. The eigenspace for this eigenvalue is

$$\mathcal{E}_A(0) = \left\langle \begin{bmatrix} 2 \\ 2 \\ 5 \\ 2 \\ 1 \\ 0 \end{bmatrix}, \begin{bmatrix} -1 \\ -1 \\ -5 \\ -1 \\ 0 \\ 1 \end{bmatrix} \right\rangle$$

If there were degrees of singularity, we might say this matrix was *very* singular, since zero is an eigenvalue with maximum algebraic multiplicity (Theorem SMZE [407], Theorem ME [412]). Notice too that  $A$  is “far” from being diagonalizable (Theorem DMFE [425]).  $\square$

Another example.

### Example NM62

#### Nilpotent matrix, size 6, index 2

Consider the matrix

$$B = \begin{bmatrix} -1 & 1 & -1 & 4 & -3 & -1 \\ 1 & 1 & -1 & 2 & -3 & -1 \\ -9 & 10 & -5 & 9 & 5 & -15 \\ -1 & 1 & -1 & 4 & -3 & -1 \\ 1 & -1 & 0 & 2 & -4 & 2 \\ 4 & -3 & 1 & -1 & -5 & 5 \end{bmatrix}$$



and compute the second power of  $B$ ,

$$B^2 = \begin{bmatrix} 0 & 0 & 0 & 0 & 0 & 0 \\ 0 & 0 & 0 & 0 & 0 & 0 \\ 0 & 0 & 0 & 0 & 0 & 0 \\ 0 & 0 & 0 & 0 & 0 & 0 \\ 0 & 0 & 0 & 0 & 0 & 0 \\ 0 & 0 & 0 & 0 & 0 & 0 \end{bmatrix}$$

So  $B$  is nilpotent of index 2. Again, the only eigenvalue of  $B$  is zero, with algebraic multiplicity 6. The geometric multiplicity of the eigenvalue is 3, as seen in the eigenspace,

$$\mathcal{E}_B(0) = \left\langle \begin{bmatrix} 1 \\ 3 \\ 6 \\ 1 \\ 0 \\ 0 \end{bmatrix}, \begin{bmatrix} 0 \\ -4 \\ -7 \\ 0 \\ 1 \\ 0 \end{bmatrix}, \begin{bmatrix} 0 \\ 2 \\ 1 \\ 0 \\ 0 \\ 1 \end{bmatrix} \right\rangle$$

Again, Theorem DMFE [425] tells us that  $B$  is far from being diagonalizable. \(\square\)

On a first encounter with the definition of a nilpotent matrix, you might wonder if such a thing was possible at all. That a high power of a nonzero object could be zero is so very different from our experience with scalars that it seems very unnatural. Hopefully the two previous examples were somewhat surprising. But we have seen that matrix algebra does not always behave the way we expect (Example MMNC [194]), and we also now recognize matrix products not just as arithmetic, but as function composition (Theorem MRCLT [531]). We will now turn to some examples of nilpotent matrices which might be more transparent.

**Definition JB**  
**Jordan Block**

Given the scalar  $\lambda \in \mathbb{C}$ , the Jordan block  $J_n(\lambda)$  is the  $n \times n$  matrix defined by

$$[J_n(\lambda)]_{ij} = \begin{cases} \lambda & i = j \\ 1 & j = i + 1 \\ 0 & \text{otherwise} \end{cases}$$

(This definition contains Notation JB.) \(\triangle\)

**Example JB4**  
**Jordan block, size 4**

A simple example of a Jordan block,

$$J_4(5) = \begin{bmatrix} 5 & 1 & 0 & 0 \\ 0 & 5 & 1 & 0 \\ 0 & 0 & 5 & 1 \\ 0 & 0 & 0 & 5 \end{bmatrix}$$

\(\square\)

We will return to general Jordan blocks later, but in this section we are just interested in Jordan blocks where  $\lambda = 0$ . Here's an example of why we are specializing in these matrices now.

**Example NJB5**  
**Nilpotent Jordan block, size 5**

Consider

$$J_5(0) = \begin{bmatrix} 0 & 1 & 0 & 0 & 0 \\ 0 & 0 & 1 & 0 & 0 \\ 0 & 0 & 0 & 1 & 0 \\ 0 & 0 & 0 & 0 & 1 \\ 0 & 0 & 0 & 0 & 0 \end{bmatrix}$$

and compute powers,

$$(J_5(0))^2 = \begin{bmatrix} 0 & 0 & 1 & 0 & 0 \\ 0 & 0 & 0 & 1 & 0 \\ 0 & 0 & 0 & 0 & 1 \\ 0 & 0 & 0 & 0 & 0 \\ 0 & 0 & 0 & 0 & 0 \end{bmatrix}$$

$$(J_5(0))^3 = \begin{bmatrix} 0 & 0 & 0 & 1 & 0 \\ 0 & 0 & 0 & 0 & 1 \\ 0 & 0 & 0 & 0 & 0 \\ 0 & 0 & 0 & 0 & 0 \\ 0 & 0 & 0 & 0 & 0 \end{bmatrix}$$

$$(J_5(0))^4 = \begin{bmatrix} 0 & 0 & 0 & 0 & 1 \\ 0 & 0 & 0 & 0 & 0 \\ 0 & 0 & 0 & 0 & 0 \\ 0 & 0 & 0 & 0 & 0 \\ 0 & 0 & 0 & 0 & 0 \end{bmatrix}$$

$$(J_5(0))^5 = \begin{bmatrix} 0 & 0 & 0 & 0 & 0 \\ 0 & 0 & 0 & 0 & 0 \\ 0 & 0 & 0 & 0 & 0 \\ 0 & 0 & 0 & 0 & 0 \\ 0 & 0 & 0 & 0 & 0 \end{bmatrix}$$

So  $J_5(0)$  is nilpotent of index 5. As before, we record some information about the eigenvalues and eigenvectors of this matrix. The only eigenvalue is zero, with algebraic multiplicity 5, the maximum possible (Theorem ME [412]). The geometric multiplicity of this eigenvalue is just 1, the minimum possible (Theorem ME [412]), as seen in the eigenspace,

$$\mathcal{E}_{J_5(0)}(0) = \left\langle \begin{bmatrix} 1 \\ 0 \\ 0 \\ 0 \\ 0 \end{bmatrix} \right\rangle$$

There should not be any real surprises in this example. We can watch the ones in the powers of  $J_5(0)$  slowly march off to the upper-right hand corner of the powers. In some vague way, the eigenvalues and eigenvectors of this matrix are equally extreme.  $\square$

We can form combinations of Jordan blocks to build a variety of nilpotent matrices. Simply place Jordan blocks on the diagonal of a matrix with zeros everywhere else, to create a **block diagonal** matrix.

**Example NM83**  
**Nilpotent matrix, size 8, index 3**

Consider the matrix

$$C = \begin{bmatrix} J_3(0) & \mathcal{O} & \mathcal{O} \\ \mathcal{O} & J_3(0) & \mathcal{O} \\ \mathcal{O} & \mathcal{O} & J_2(0) \end{bmatrix} = \begin{bmatrix} 0 & 1 & 0 & 0 & 0 & 0 & 0 & 0 \\ 0 & 0 & 1 & 0 & 0 & 0 & 0 & 0 \\ 0 & 0 & 0 & 0 & 0 & 0 & 0 & 0 \\ 0 & 0 & 0 & 0 & 1 & 0 & 0 & 0 \\ 0 & 0 & 0 & 0 & 0 & 1 & 0 & 0 \\ 0 & 0 & 0 & 0 & 0 & 0 & 0 & 0 \\ 0 & 0 & 0 & 0 & 0 & 0 & 0 & 1 \\ 0 & 0 & 0 & 0 & 0 & 0 & 0 & 0 \end{bmatrix}$$

and compute powers,

$$C^2 = \begin{bmatrix} 0 & 0 & 1 & 0 & 0 & 0 & 0 & 0 \\ 0 & 0 & 0 & 0 & 0 & 0 & 0 & 0 \\ 0 & 0 & 0 & 0 & 0 & 0 & 0 & 0 \\ 0 & 0 & 0 & 0 & 0 & 1 & 0 & 0 \\ 0 & 0 & 0 & 0 & 0 & 0 & 0 & 0 \\ 0 & 0 & 0 & 0 & 0 & 0 & 0 & 0 \\ 0 & 0 & 0 & 0 & 0 & 0 & 0 & 0 \\ 0 & 0 & 0 & 0 & 0 & 0 & 0 & 0 \end{bmatrix}$$

$$C^3 = \begin{bmatrix} 0 & 0 & 0 & 0 & 0 & 0 & 0 & 0 \\ 0 & 0 & 0 & 0 & 0 & 0 & 0 & 0 \\ 0 & 0 & 0 & 0 & 0 & 0 & 0 & 0 \\ 0 & 0 & 0 & 0 & 0 & 0 & 0 & 0 \\ 0 & 0 & 0 & 0 & 0 & 0 & 0 & 0 \\ 0 & 0 & 0 & 0 & 0 & 0 & 0 & 0 \\ 0 & 0 & 0 & 0 & 0 & 0 & 0 & 0 \\ 0 & 0 & 0 & 0 & 0 & 0 & 0 & 0 \end{bmatrix}$$

So  $C$  is nilpotent of index 3. You should notice how block diagonal matrices behave in products (much like diagonal matrices) and that it was the largest Jordan block that determined the index of this combination. All eight eigenvalues are zero, and each of the three Jordan blocks contributes one eigenvector to a basis for the eigenspace, resulting in zero having a geometric multiplicity of 3.  $\square$

It would appear that nilpotent matrices only have zero as an eigenvalue, so the algebraic multiplicity will be the maximum possible. However, by creating block diagonal matrices with Jordan blocks on the diagonal you should be able to attain any desired geometric multiplicity for this lone eigenvalue. Likewise, the size of the largest Jordan block employed will determine the index of the matrix. So nilpotent matrices with various combinations of index and geometric multiplicities are easy to manufacture. The predictable properties of block diagonal matrices in matrix products and eigenvector computations, along with the next theorem, make this possible. You might find Example NJB5 [590] a useful companion to this proof.

### Theorem NJB

#### Nilpotent Jordan Blocks

The Jordan block  $J_n(0)$  is nilpotent of index  $n$ .  $\square$

**Proof** While not phrased as an if-then statement, the statement in the theorem is understood to mean that if we have a specific matrix ( $J_n(0)$ ) then we need to establish it is nilpotent of a specified index. The first column of  $J_n(0)$  is the zero vector, and the remaining  $n - 1$  columns are the standard unit vectors  $\mathbf{e}_i$ ,  $1 \leq i \leq n - 1$  (Definition SUV [169]), which are also the first  $n - 1$  columns of the size  $n$  identity matrix  $I_n$ . As shorthand, write  $J = J_n(0)$ .

$$J = [\mathbf{0} | \mathbf{e}_1 | \mathbf{e}_2 | \mathbf{e}_3 | \dots | \mathbf{e}_{n-1}]$$

We will use the definition of matrix multiplication (Definition MM [193]), together with a proof by induction (Technique I [670]), to study the powers of  $J$ . Our claim is that

$$J^k = [\mathbf{0} \mid \mathbf{0} \mid \dots \mid \mathbf{0} \mid \mathbf{e}_1 \mid \mathbf{e}_2 \mid \dots \mid \mathbf{e}_{n-k}]$$

for  $1 \leq k \leq n$ . For the base case,  $k = 1$ , and the definition of  $J^1 = J_n(0)$  establishes the claim. For the induction step, first note that  $J\mathbf{e}_1 = \mathbf{0}$  and  $J\mathbf{e}_i = \mathbf{e}_{i-1}$  for  $2 \leq i \leq n$ . Then, assuming the claim is true for  $k$ , we examine the  $k + 1$  case,

$$\begin{aligned} J^{k+1} &= JJ^k \\ &= J[\mathbf{0} \mid \mathbf{0} \mid \dots \mid \mathbf{0} \mid \mathbf{e}_1 \mid \mathbf{e}_2 \mid \dots \mid \mathbf{e}_{n-k}] && \text{Induction Hypothesis} \\ &= [J\mathbf{0} \mid J\mathbf{0} \mid \dots \mid J\mathbf{0} \mid J\mathbf{e}_1 \mid J\mathbf{e}_2 \mid \dots \mid J\mathbf{e}_{n-k}] && \text{Definition MM [193]} \\ &= [\mathbf{0} \mid \mathbf{0} \mid \dots \mid \mathbf{0} \mid \mathbf{0} \mid \mathbf{e}_1 \mid \mathbf{e}_2 \mid \dots \mid \mathbf{e}_{n-k-1}] && \text{Definition MVP [190]} \\ &= [\mathbf{0} \mid \mathbf{0} \mid \dots \mid \mathbf{0} \mid \mathbf{e}_1 \mid \mathbf{e}_2 \mid \dots \mid \mathbf{e}_{n-(k+1)}] \end{aligned}$$

This concludes the induction. So  $J^k$  has a nonzero entry (a one) in row  $n - k$  and column  $n$ , for  $1 \leq k \leq n - 1$ , and is therefore a nonzero matrix. However,  $J^n = [\mathbf{0} \mid \mathbf{0} \mid \dots \mid \mathbf{0}] = \mathcal{O}$ . By Definition NLT [588],  $J$  is nilpotent of index  $n$ . ■

## Subsection PNLT Properties of Nilpotent Linear Transformations

---

In this subsection we collect some basic properties of nilpotent linear transformations. After studying the examples in the previous section, some of these will be no surprise.

### Theorem ENLT

#### Eigenvalues of Nilpotent Linear Transformations

Suppose that  $T: V \mapsto V$  is a nilpotent linear transformation and  $\lambda$  is an eigenvalue of  $T$ . Then  $\lambda = 0$ . □

**Proof** Let  $\mathbf{x}$  be an eigenvector of  $T$  for the eigenvalue  $\lambda$ , and suppose that  $T$  is nilpotent with index  $p$ . Then

$$\begin{aligned} \mathbf{0} &= T^p(\mathbf{x}) && \text{Definition NLT [588]} \\ &= \lambda^p \mathbf{x} && \text{Theorem EOMP [408]} \end{aligned}$$

Because  $\mathbf{x}$  is an eigenvector, it is nonzero, and therefore Theorem SMEZV [280] tells us that  $\lambda^p = 0$  and so  $\lambda = 0$ . ■

Paraphrasing, all of the eigenvalues of a nilpotent linear transformation are zero. So in particular, the characteristic polynomial of a nilpotent linear transformation,  $T$ , on a vector space of dimension  $n$ , is simply  $p_T(x) = x^n$ .

The next theorem is not critical for what follows, but it will explain our interest in nilpotent linear transformations. More specifically, it is the first step in backing up the assertion that nilpotent linear transformations are the essential obstacle in a non-diagonalizable linear transformation. While it is not obvious from the statement of the theorem, it says that a nilpotent linear transformation is not diagonalizable, unless it is trivially so.

### Theorem DNLT

#### Diagonalizable Nilpotent Linear Transformations

Suppose the linear transformation  $T: V \mapsto V$  is nilpotent. Then  $T$  is diagonalizable if and only if  $T$  is the zero linear transformation. □

**Proof** We start with the easy direction. Let  $n = \dim(V)$ .

( $\Leftarrow$ ) The linear transformation  $Z: V \mapsto V$  defined by  $Z(\mathbf{v}) = \mathbf{0}$  for all  $\mathbf{v} \in V$  is nilpotent of index  $p = 1$  and a matrix representation relative to any basis of  $V$  is the  $n \times n$  zero matrix,

$\mathcal{O}$ . Quite obviously, the zero matrix is a diagonal matrix (Definition DIM [422]) and hence  $Z$  is diagonalizable (Definition DZM [422]).

( $\Rightarrow$ ) Assume now that  $T$  is diagonalizable, so  $\gamma_T(\lambda) = \alpha_T(\lambda)$  for every eigenvalue  $\lambda$  (Theorem DMFE [425]). By Theorem ENLT [593],  $T$  has only one eigenvalue (zero), which therefore must have algebraic multiplicity  $n$  (Theorem NEM [411]). So the geometric multiplicity of zero will be  $n$  as well,  $\gamma_T(0) = n$ .

Let  $B$  be a basis for the eigenspace  $\mathcal{E}_T(0)$ . Then  $B$  is a linearly independent subset of  $V$  of size  $n$ , and by Theorem G [345] will be a basis for  $V$ . For any  $\mathbf{x} \in B$  we have

$$\begin{aligned} T(\mathbf{x}) &= 0\mathbf{x} && \text{Definition EM [392]} \\ &= \mathbf{0} && \text{Theorem ZSSM [279]} \end{aligned}$$

So  $T$  is identically zero on a basis for  $B$ , and since the action of a linear transformation on a basis determines all of the values of the linear transformation (Theorem LTDB [446]), it is easy to see that  $T(\mathbf{v}) = \mathbf{0}$  for every  $\mathbf{v} \in V$ .  $\blacksquare$

So, other than one trivial case (the zero matrix), every nilpotent linear transformation is not diagonalizable. It remains to see what is so “essential” about this broad class of non-diagonalizable linear transformations. For this we now turn to a discussion of kernels of powers of nilpotent linear transformations, beginning with a result about general linear transformations that may not necessarily be nilpotent.

### Theorem KPLT

#### Kernels of Powers of Linear Transformations

Suppose  $T: V \mapsto V$  is a linear transformation, where  $\dim(V) = n$ . Then there is an integer  $m$ ,  $0 \leq m \leq n$ , such that

$$\{\mathbf{0}\} = \mathcal{K}(T^0) \subsetneq \mathcal{K}(T^1) \subsetneq \mathcal{K}(T^2) \subsetneq \cdots \subsetneq \mathcal{K}(T^m) = \mathcal{K}(T^{m+1}) = \mathcal{K}(T^{m+2}) = \cdots$$

□

**Proof** There are several items to verify in the conclusion as stated. First, we show that  $\mathcal{K}(T^k) \subseteq \mathcal{K}(T^{k+1})$  for any  $k$ . Choose  $\mathbf{z} \in \mathcal{K}(T^k)$ . Then

$$\begin{aligned} T^{k+1}(\mathbf{z}) &= T(T^k(\mathbf{z})) && \text{Definition LTC [453]} \\ &= T(\mathbf{0}) && \text{Definition KLT [464]} \\ &= \mathbf{0} && \text{Theorem LTTZZ [441]} \end{aligned}$$

So by Definition KLT [464],  $\mathbf{z} \in \mathcal{K}(T^{k+1})$  and by Definition SSET [659] we have  $\mathcal{K}(T^k) \subseteq \mathcal{K}(T^{k+1})$ .

Second, we demonstrate the existence of a power  $m$  where consecutive powers result in equal kernels. A by-product will be the condition that  $m$  can be chosen so that  $m \leq n$ . To the contrary, suppose that

$$\{\mathbf{0}\} = \mathcal{K}(T^0) \subsetneq \mathcal{K}(T^1) \subsetneq \mathcal{K}(T^2) \subsetneq \cdots \subsetneq \mathcal{K}(T^{n-1}) \subsetneq \mathcal{K}(T^n) \subsetneq \mathcal{K}(T^{n+1}) \subsetneq \cdots$$

Since  $\mathcal{K}(T^k) \subsetneq \mathcal{K}(T^{k+1})$ , Theorem PSSD [348] implies that  $\dim(\mathcal{K}(T^{k+1})) \geq \dim(\mathcal{K}(T^k)) + 1$ . Repeated application of this observation yields

$$\begin{aligned} \dim(\mathcal{K}(T^{n+1})) &\geq \dim(\mathcal{K}(T^n)) + 1 \\ &\geq \dim(\mathcal{K}(T^{n-1})) + 2 \\ &\vdots \\ &\geq \dim(\mathcal{K}(T^0)) + (n+1) \\ &= \dim(\{\mathbf{0}\}) + n + 1 \\ &= n + 1 \end{aligned}$$

Thus,  $\mathcal{K}(T^{n+1})$  has a basis of size at least  $n + 1$ , which is a linearly independent set of size greater than  $n$  in the vector space  $V$  of dimension  $n$ . This contradicts Theorem G [345].

This contradiction yields the existence of an integer  $k$  such that  $\mathcal{K}(T^k) = \mathcal{K}(T^{k+1})$ , so we can define  $m$  to be smallest such integer with this property. From the argument above about dimensions resulting from a strictly increasing chain of subspaces, it should be clear that  $m \leq n$ .

It remains to show that once two consecutive kernels are equal, then all of the remaining kernels are equal. More formally, if  $\mathcal{K}(T^m) = \mathcal{K}(T^{m+1})$ , then  $\mathcal{K}(T^m) = \mathcal{K}(T^{m+j})$  for all  $j \geq 1$ . We will give a proof by induction on  $j$  (Technique I [670]). The base case ( $j = 1$ ) is precisely our defining property for  $m$ .

In the induction step, we assume that  $\mathcal{K}(T^m) = \mathcal{K}(T^{m+j})$  and endeavor to show that  $\mathcal{K}(T^m) = \mathcal{K}(T^{m+j+1})$ . At the outset of this proof we established that  $\mathcal{K}(T^m) \subseteq \mathcal{K}(T^{m+j+1})$ . So Definition SE [660] requires only that we establish the subset inclusion in the opposite direction. To wit, choose  $\mathbf{z} \in \mathcal{K}(T^{m+j+1})$ . Then

$$\begin{aligned}
 \mathbf{0} &= T^{m+j+1}(\mathbf{z}) && \text{Definition KLT [464]} \\
 &= T^{m+j}(T(\mathbf{z})) && \text{Definition LTC [453]} \\
 &= T^m(T(\mathbf{z})) && \text{Induction Hypothesis} \\
 &= T^{m+1}(\mathbf{z}) && \text{Definition LTC [453]} \\
 &= T^m(\mathbf{z}) && \text{Base Case}
 \end{aligned}$$

So by Definition KLT [464],  $\mathbf{z} \in \mathcal{K}(T^m)$  as desired. ■

We now specialize Theorem KPLT [594] to the case of nilpotent linear transformations, which buys us just a bit more precision in the conclusion.

### Theorem KPNLT

#### Kernels of Powers of Nilpotent Linear Transformations

Suppose  $T: V \mapsto V$  is a nilpotent linear transformation with index  $p$  and  $\dim(V) = n$ . Then  $0 \leq p \leq n$  and

$$\{\mathbf{0}\} = \mathcal{K}(T^0) \subsetneq \mathcal{K}(T^1) \subsetneq \mathcal{K}(T^2) \subsetneq \cdots \subsetneq \mathcal{K}(T^p) = \mathcal{K}(T^{p+1}) = \cdots = V$$

□

**Proof** Since  $T^p = 0$  it follows that  $T^{p+j} = 0$  for all  $j \geq 0$  and thus  $\mathcal{K}(T^{p+j}) = V$  for  $j \geq 0$ . So the value of  $m$  guaranteed by Theorem KPLT [594] is at most  $p$ . The only remaining aspect of our conclusion that does not follow from Theorem KPLT [594] is that  $m = p$ . To see this we must show that  $\mathcal{K}(T^k) \subsetneq \mathcal{K}(T^{k+1})$  for  $0 \leq k \leq p - 1$ . If  $\mathcal{K}(T^k) = \mathcal{K}(T^{k+1})$  for some  $k < p$ , then  $\mathcal{K}(T^k) = \mathcal{K}(T^p) = V$ . This implies that  $T^k = 0$ , violating the fact that  $T$  has index  $p$ . So the smallest value of  $m$  is indeed  $p$ , and we learn that  $p < n$ . ■

The structure of the kernels of powers of nilpotent linear transformations will be crucial to what follows. But immediately we can see a practical benefit. Suppose we are confronted with the question of whether or not an  $n \times n$  matrix,  $A$ , is nilpotent or not. If we don't quickly find a low power that equals the zero matrix, when do we stop trying higher and higher powers? Theorem KPNLT [595] gives us the answer: if we don't see a zero matrix by the time we finish computing  $A^n$ , then it is not going to ever happen. We'll now take a look at one example of Theorem KPNLT [595] in action.

### Example KPNLT

#### Kernels of powers of a nilpotent linear transformation

We will recycle the nilpotent matrix  $A$  of index 4 from Example NM64 [588]. We now know that would have only needed to look at the first 6 powers of  $A$  if the matrix had not been nilpotent. We list bases for the null spaces of the powers of  $A$ . (Notice how we are using null spaces for matrices

interchangeably with kernels of linear transformations, see Theorem KNSI [534] for justification.)

$$\begin{aligned}
 \mathcal{N}(A) &= \mathcal{N} \left( \begin{bmatrix} -3 & 3 & -2 & 5 & 0 & -5 \\ -3 & 5 & -3 & 4 & 3 & -9 \\ -3 & 4 & -2 & 6 & -4 & -3 \\ -3 & 3 & -2 & 5 & 0 & -5 \\ -3 & 3 & -2 & 4 & 2 & -6 \\ -2 & 3 & -2 & 2 & 4 & -7 \end{bmatrix} \right) = \left\langle \left\{ \begin{bmatrix} 2 \\ 2 \\ 5 \\ 2 \\ 1 \\ 0 \end{bmatrix}, \begin{bmatrix} -1 \\ -1 \\ -5 \\ -1 \\ 0 \\ 1 \end{bmatrix} \right\} \right\rangle \\
 \mathcal{N}(A^2) &= \mathcal{N} \left( \begin{bmatrix} 1 & -2 & 1 & 0 & -3 & 4 \\ 0 & -2 & 1 & 1 & -3 & 4 \\ 3 & 0 & 0 & -3 & 0 & 0 \\ 1 & -2 & 1 & 0 & -3 & 4 \\ 0 & -2 & 1 & 1 & -3 & 4 \\ -1 & -2 & 1 & 2 & -3 & 4 \end{bmatrix} \right) = \left\langle \left\{ \begin{bmatrix} 0 \\ 1 \\ 2 \\ 0 \\ 0 \\ 0 \end{bmatrix}, \begin{bmatrix} 2 \\ 1 \\ 0 \\ 2 \\ 0 \\ 0 \end{bmatrix}, \begin{bmatrix} 0 \\ -3 \\ 0 \\ 0 \\ 2 \\ 0 \end{bmatrix}, \begin{bmatrix} 0 \\ 2 \\ 0 \\ 0 \\ 0 \\ 1 \end{bmatrix} \right\} \right\rangle \\
 \mathcal{N}(A^3) &= \mathcal{N} \left( \begin{bmatrix} 1 & 0 & 0 & -1 & 0 & 0 \\ 1 & 0 & 0 & -1 & 0 & 0 \\ 0 & 0 & 0 & 0 & 0 & 0 \\ 1 & 0 & 0 & -1 & 0 & 0 \\ 1 & 0 & 0 & -1 & 0 & 0 \\ 1 & 0 & 0 & -1 & 0 & 0 \end{bmatrix} \right) = \left\langle \left\{ \begin{bmatrix} 0 \\ 1 \\ 0 \\ 0 \\ 0 \\ 0 \end{bmatrix}, \begin{bmatrix} 0 \\ 1 \\ 0 \\ 0 \\ 0 \\ 0 \end{bmatrix}, \begin{bmatrix} 1 \\ 0 \\ 1 \\ 0 \\ 0 \\ 0 \end{bmatrix}, \begin{bmatrix} 0 \\ 0 \\ 0 \\ 1 \\ 0 \\ 0 \end{bmatrix}, \begin{bmatrix} 0 \\ 0 \\ 0 \\ 0 \\ 1 \\ 1 \end{bmatrix} \right\} \right\rangle \\
 \mathcal{N}(A^4) &= \mathcal{N} \left( \begin{bmatrix} 0 & 0 & 0 & 0 & 0 & 0 \\ 0 & 0 & 0 & 0 & 0 & 0 \\ 0 & 0 & 0 & 0 & 0 & 0 \\ 0 & 0 & 0 & 0 & 0 & 0 \\ 0 & 0 & 0 & 0 & 0 & 0 \\ 0 & 0 & 0 & 0 & 0 & 0 \end{bmatrix} \right) = \left\langle \left\{ \begin{bmatrix} 1 \\ 0 \\ 0 \\ 0 \\ 0 \\ 0 \end{bmatrix}, \begin{bmatrix} 0 \\ 1 \\ 0 \\ 0 \\ 0 \\ 0 \end{bmatrix}, \begin{bmatrix} 0 \\ 0 \\ 1 \\ 0 \\ 0 \\ 0 \end{bmatrix}, \begin{bmatrix} 0 \\ 0 \\ 0 \\ 1 \\ 0 \\ 0 \end{bmatrix}, \begin{bmatrix} 0 \\ 0 \\ 0 \\ 0 \\ 1 \\ 0 \end{bmatrix}, \begin{bmatrix} 0 \\ 0 \\ 0 \\ 0 \\ 0 \\ 1 \end{bmatrix} \right\} \right\rangle
 \end{aligned}$$

With the exception of some convenience scaling of the basis vectors in  $\mathcal{N}(A^2)$  these are exactly the basis vectors described in Theorem BNS [136]. We can see that the dimension of  $\mathcal{N}(A)$  equals the geometric multiplicity of the zero eigenvalue. Why is this not an accident? We can see the dimensions of the kernels consistently increasing, and we can see that  $\mathcal{N}(A^4) = \mathbb{C}^6$ . But Theorem KPNLT [595] says a little more. Each successive kernel should be a superset of the previous one. We ought to be able to begin with a basis of  $\mathcal{N}(A)$  and extend it to a basis of  $\mathcal{N}(A^2)$ . Then we should be able to extend a basis of  $\mathcal{N}(A^2)$  into a basis of  $\mathcal{N}(A^3)$ , all with repeated applications of Theorem ELIS [345]. Verify the following,

$$\begin{aligned}
 \mathcal{N}(A) &= \left\langle \left\{ \begin{bmatrix} 2 \\ 2 \\ 5 \\ 2 \\ 1 \\ 0 \end{bmatrix}, \begin{bmatrix} -1 \\ -1 \\ -5 \\ -1 \\ 0 \\ 1 \end{bmatrix} \right\} \right\rangle \\
 \mathcal{N}(A^2) &= \left\langle \left\{ \begin{bmatrix} 2 \\ 2 \\ 5 \\ 2 \\ 1 \\ 0 \end{bmatrix}, \begin{bmatrix} -1 \\ -1 \\ -5 \\ -1 \\ 0 \\ 1 \end{bmatrix}, \begin{bmatrix} 0 \\ -3 \\ 0 \\ 0 \\ 2 \\ 0 \end{bmatrix}, \begin{bmatrix} 0 \\ 2 \\ 0 \\ 0 \\ 0 \\ 1 \end{bmatrix} \right\} \right\rangle
 \end{aligned}$$

$$\mathcal{N}(A^3) = \left\langle \left\{ \begin{bmatrix} 2 \\ 2 \\ 5 \\ 2 \\ 1 \\ 0 \end{bmatrix}, \begin{bmatrix} -1 \\ -1 \\ -5 \\ -1 \\ 0 \\ 1 \end{bmatrix}, \begin{bmatrix} 0 \\ -3 \\ 0 \\ 0 \\ 2 \\ 0 \end{bmatrix}, \begin{bmatrix} 0 \\ 2 \\ 0 \\ 0 \\ 0 \\ 1 \end{bmatrix}, \begin{bmatrix} 0 \\ 0 \\ 0 \\ 0 \\ 0 \\ 1 \end{bmatrix} \right\} \right\rangle$$

$$\mathcal{N}(A^4) = \left\langle \left\{ \begin{bmatrix} 2 \\ 2 \\ 5 \\ 2 \\ 1 \\ 0 \end{bmatrix}, \begin{bmatrix} -1 \\ -1 \\ -5 \\ -1 \\ 0 \\ 1 \end{bmatrix}, \begin{bmatrix} 0 \\ -3 \\ 0 \\ 0 \\ 2 \\ 0 \end{bmatrix}, \begin{bmatrix} 0 \\ 2 \\ 0 \\ 0 \\ 0 \\ 1 \end{bmatrix}, \begin{bmatrix} 0 \\ 0 \\ 0 \\ 0 \\ 0 \\ 1 \end{bmatrix}, \begin{bmatrix} 0 \\ 0 \\ 0 \\ 1 \\ 0 \\ 0 \end{bmatrix} \right\} \right\rangle$$

Do not be concerned at the moment about how these bases were constructed since we are not describing the applications of Theorem ELIS [345] here. Do verify carefully for each alleged basis that, (1) it is a superset of the basis for the previous kernel, (2) the basis vectors really are members of the kernel of the right power of  $A$ , (3) the basis is a linearly independent set, (4) the size of the basis is equal to the size of the basis found previously for each kernel. With these verifications, Theorem G [345] will tell us that we have successfully demonstrated what Theorem KPNLT [595] guarantees.  $\square$

## Subsection CFNLT Canonical Form for Nilpotent Linear Transformations

Our main purpose in this section is to find a basis so that a nilpotent linear transformation will have a pleasing, nearly-diagonal matrix representation. Of course, we will not have a definition for “pleasing,” nor for “nearly-diagonal.” But the short answer is that our preferred matrix representation will be built up from Jordan blocks,  $J_n(0)$ . Here’s the theorem. You will find Example CFNLT [601] helpful as you study this proof, since it uses the same notation, and is large enough to (barely) illustrate the full generality of the theorem (see ).

### Theorem CFNLT Canonical Form for Nilpotent Linear Transformations

Suppose that  $T: V \mapsto V$  is a nilpotent linear transformation of index  $p$ . Then there is a basis for  $V$  so that the matrix representation,  $M_{B,B}^T$ , is block diagonal with each block being a Jordan block,  $J_n(0)$ . The size of the largest block is the index  $p$ , and the total number of blocks is the nullity of  $T$ ,  $n(T)$ .  $\square$

**Proof** We will explicitly construct the desired basis, so the proof is constructive (Technique C [666]), and can be used in practice. As we begin, the basis vectors will not be in the proper order, but we will rearrange them at the end of the proof. For convenience, define  $n_i = n(T^i)$ , so for example,  $n_0 = 0$ ,  $n_1 = n(T)$  and  $n_p = n(T^p) = \dim(V)$ . Define  $s_i = n_i - n_{i-1}$ , for  $1 \leq i \leq p$ , so we can think of  $s_i$  as “how much bigger”  $\mathcal{K}(T^i)$  is than  $\mathcal{K}(T^{i-1})$ . In particular, Theorem KPNLT [595] implies that  $s_i > 0$  for  $1 \leq i \leq p$ .

We are going to build a set of vectors  $\mathbf{z}_{i,j}$ ,  $1 \leq i \leq p$ ,  $1 \leq j \leq s_i$ . Each  $\mathbf{z}_{i,j}$  will be an element of  $\mathcal{K}(T^i)$  and not an element of  $\mathcal{K}(T^{i-1})$ . In total, we will obtain a linearly independent set of  $\sum_{i=1}^p s_i = \sum_{i=1}^p n_i - n_{i-1} = n_p - n_0 = \dim(V)$  vectors that form a basis of  $V$ . We construct this set in pieces, starting at the “wrong” end. Our procedure will build a series of subspaces,  $Z_i$ , each lying in between  $\mathcal{K}(T^{i-1})$  and  $\mathcal{K}(T^i)$ , having bases  $\mathbf{z}_{i,j}$ ,  $1 \leq j \leq s_i$ , and which together equal  $V$  as a direct sum. Now would be a good time to review the results on direct sums collected in Subsection PD.DS [350]. OK, here we go.

We build the subspace  $Z_p$  first (this is what we meant by “starting at the wrong end”).  $\mathcal{K}(T^{p-1})$  is a proper subspace of  $\mathcal{K}(T^p) = V$  (Theorem KPNLT [595]). Theorem DSFOS [352] says that there



is a subspace of  $V$  that will pair with the subspace  $\mathcal{K}(T^{p-1})$  to form a direct sum of  $V$ . Call this subspace  $Z_p$ , and choose vectors  $\mathbf{z}_{p,j}$ ,  $1 \leq j \leq s_p$  as a basis of  $Z_p$ , which we will denote as  $B_p$ . Note that we have a fair amount of freedom in how to choose these first basis vectors. Several observations will be useful in the next step. First  $V = \mathcal{K}(T^{p-1}) \oplus Z_p$ . The basis  $B_p = \{\mathbf{z}_{p,1}, \mathbf{z}_{p,2}, \mathbf{z}_{p,3}, \dots, \mathbf{z}_{p,s_p}\}$  is linearly independent. For  $1 \leq j \leq s_i$ ,  $\mathbf{z}_{p,j} \in \mathcal{K}(T^p) = V$ . Since the two subspaces of a direct sum have no nonzero vectors in common (Theorem DSZI [353]), for  $1 \leq j \leq s_i$ ,  $\mathbf{z}_{p,j} \notin \mathcal{K}(T^{p-1})$ . That was comparably easy.

If obtaining  $Z_p$  was easy, getting  $Z_{p-1}$  will be harder. We will repeat the next step  $p-1$  times, and so will do it carefully the first time. Eventually,  $Z_{p-1}$  will have dimension  $s_{p-1}$ . However, the first  $s_p$  vectors of a basis are straightforward. Define  $\mathbf{z}_{p-1,j} = T(\mathbf{z}_{p,j})$ ,  $1 \leq j \leq s_p$ . Notice that we have no choice in creating these vectors, they are a consequence of our choices for  $\mathbf{z}_{p,j}$ . In retrospect (i.e. on a second reading of this proof), you will recognize this as the key step in realizing a matrix representation of a nilpotent linear transformation with Jordan blocks. We need to know that this set of vectors is linearly independent, so start with a relation of linear dependence (Definition RLD [301]), and massage it,

$$\begin{aligned} \mathbf{0} &= a_1 \mathbf{z}_{p-1,1} + a_2 \mathbf{z}_{p-1,2} + a_3 \mathbf{z}_{p-1,3} + \dots + a_{s_p} \mathbf{z}_{p-1,s_p} \\ &= a_1 T(\mathbf{z}_{p,1}) + a_2 T(\mathbf{z}_{p,2}) + a_3 T(\mathbf{z}_{p,3}) + \dots + a_{s_p} T(\mathbf{z}_{p,s_p}) \\ &= T(a_1 \mathbf{z}_{p,1} + a_2 \mathbf{z}_{p,2} + a_3 \mathbf{z}_{p,3} + \dots + a_{s_p} \mathbf{z}_{p,s_p}) \end{aligned} \quad \text{Theorem LTLC [446]}$$

Define  $\mathbf{x} = a_1 \mathbf{z}_{p,1} + a_2 \mathbf{z}_{p,2} + a_3 \mathbf{z}_{p,3} + \dots + a_{s_p} \mathbf{z}_{p,s_p}$ . The statement just above means that  $\mathbf{x} \in \mathcal{K}(T) \subseteq \mathcal{K}(T^{p-1})$  (Definition KLT [464], Theorem KPNLT [595]). As defined,  $\mathbf{x}$  is a linear combination of the basis vectors  $B_p$ , and therefore  $\mathbf{x} \in Z_p$ . Thus  $\mathbf{x} \in \mathcal{K}(T^{p-1}) \cap Z_p$  (Definition SI [661]). Because  $V = \mathcal{K}(T^{p-1}) \oplus Z_p$ , Theorem DSZI [353] tells us that  $\mathbf{x} = \mathbf{0}$ . Now we recognize the definition of  $\mathbf{x}$  as a relation of linear dependence on the linearly independent set  $B_p$ , and therefore  $a_1 = a_2 = \dots = a_{s_p} = 0$  (Definition LI [301]). This establishes the linear independence of  $\mathbf{z}_{p-1,j}$ ,  $1 \leq j \leq s_p$  (Definition LI [301]).

We also need to know where the vectors  $\mathbf{z}_{p-1,j}$ ,  $1 \leq j \leq s_p$  live. First we demonstrate that they are members of  $\mathcal{K}(T^{p-1})$ .

$$\begin{aligned} T^{p-1}(\mathbf{z}_{p-1,j}) &= T^{p-1}(T(\mathbf{z}_{p,j})) \\ &= T^p(\mathbf{z}_{p,j}) \\ &= \mathbf{0} \end{aligned}$$

So  $\mathbf{z}_{p-1,j} \in \mathcal{K}(T^{p-1})$ ,  $1 \leq j \leq s_p$ . However, we now show that these vectors are not elements of  $\mathcal{K}(T^{p-2})$ . Suppose to the contrary (Technique CD [668]) that  $\mathbf{z}_{p-1,j} \in \mathcal{K}(T^{p-2})$ . Then

$$\begin{aligned} \mathbf{0} &= T^{p-2}(\mathbf{z}_{p-1,j}) \\ &= T^{p-2}(T(\mathbf{z}_{p,j})) \\ &= T^{p-1}(\mathbf{z}_{p,j}) \end{aligned}$$

which contradicts the earlier statement that  $\mathbf{z}_{p,j} \notin \mathcal{K}(T^{p-1})$ . So  $\mathbf{z}_{p-1,j} \notin \mathcal{K}(T^{p-2})$ ,  $1 \leq j \leq s_p$ .

Now choose a basis  $C_{p-2} = \{\mathbf{u}_1, \mathbf{u}_2, \mathbf{u}_3, \dots, \mathbf{u}_{n_{p-2}}\}$  for  $\mathcal{K}(T^{p-2})$ . We want to extend this basis by adding in the  $\mathbf{z}_{p-1,j}$  to span a subspace of  $\mathcal{K}(T^{p-1})$ . But first we want to know that this set is linearly independent. Let  $a_k$ ,  $1 \leq k \leq n_{p-2}$  and  $b_j$ ,  $1 \leq j \leq s_p$  be the scalars in a relation of linear dependence,

$$\mathbf{0} = a_1 \mathbf{u}_1 + a_2 \mathbf{u}_2 + \dots + a_{n_{p-2}} \mathbf{u}_{n_{p-2}} + b_1 \mathbf{z}_{p-1,1} + b_2 \mathbf{z}_{p-1,2} + \dots + b_{s_p} \mathbf{z}_{p-1,s_p}$$

Then,

$$\mathbf{0} = T^{p-2}(\mathbf{0})$$

$$\begin{aligned}
 &= T^{p-2} (a_1 \mathbf{u}_1 + a_2 \mathbf{u}_2 + \cdots + a_{n_{p-2}} \mathbf{u}_{n_{p-2}} + b_1 \mathbf{z}_{p-1,1} + b_2 \mathbf{z}_{p-1,2} + \cdots + b_{s_p} \mathbf{z}_{p-1,s_p}) \\
 &= a_1 T^{p-2} (\mathbf{u}_1) + a_2 T^{p-2} (\mathbf{u}_2) + \cdots + a_{n_{p-2}} T^{p-2} (\mathbf{u}_{n_{p-2}}) + \\
 &\quad b_1 T^{p-2} (\mathbf{z}_{p-1,1}) + b_2 T^{p-2} (\mathbf{z}_{p-1,2}) + \cdots + b_{s_p} T^{p-2} (\mathbf{z}_{p-1,s_p}) \\
 &= a_1 \mathbf{0} + a_2 \mathbf{0} + \cdots + a_{n_{p-2}} \mathbf{0} + b_1 T^{p-2} (\mathbf{z}_{p-1,1}) + b_2 T^{p-2} (\mathbf{z}_{p-1,2}) + \cdots + b_{s_p} T^{p-2} (\mathbf{z}_{p-1,s_p}) \\
 &= b_1 T^{p-2} (\mathbf{z}_{p-1,1}) + b_2 T^{p-2} (\mathbf{z}_{p-1,2}) + \cdots + b_{s_p} T^{p-2} (\mathbf{z}_{p-1,s_p}) \\
 &= b_1 T^{p-2} (T(\mathbf{z}_{p,1})) + b_2 T^{p-2} (T(\mathbf{z}_{p,2})) + \cdots + b_{s_p} T^{p-2} (T(\mathbf{z}_{p,s_p})) \\
 &= b_1 T^{p-1} (\mathbf{z}_{p,1}) + b_2 T^{p-1} (\mathbf{z}_{p,2}) + \cdots + b_{s_p} T^{p-1} (\mathbf{z}_{p,s_p}) \\
 &= T^{p-1} (b_1 \mathbf{z}_{p,1} + b_2 \mathbf{z}_{p,2} + \cdots + b_{s_p} \mathbf{z}_{p,s_p})
 \end{aligned}$$

Define  $\mathbf{y} = b_1 \mathbf{z}_{p,1} + b_2 \mathbf{z}_{p,2} + \cdots + b_{s_p} \mathbf{z}_{p,s_p}$ . The statement just above means that  $\mathbf{y} \in \mathcal{K}(T^{p-1})$  (Definition KLT [464]). As defined,  $\mathbf{y}$  is a linear combination of the basis vectors  $B_p$ , and therefore  $\mathbf{y} \in Z_p$ . Thus  $\mathbf{y} \in \mathcal{K}(T^{p-1}) \cap Z_p$ . Because  $V = \mathcal{K}(T^{p-1}) \oplus Z_p$ , Theorem DSZI [353] tells us that  $\mathbf{y} = \mathbf{0}$ . Now we recognize the definition of  $\mathbf{y}$  as a relation of linear dependence on the linearly independent set  $B_p$ , and therefore  $b_1 = b_2 = \cdots = b_{s_p} = 0$  (Definition LI [301]). Return to the full relation of linear dependence with both sets of scalars (the  $a_i$  and  $b_j$ ). Now that we know that  $b_j = 0$  for  $1 \leq j \leq s_p$ , this relation of linear dependence simplifies to a relation of linear dependence on just the basis  $C_{p-1}$ . Therefore,  $a_i = 0$ ,  $1 \leq a_i \leq n_{p-1}$  and we have the desired linear independence.

Define a new subspace of  $\mathcal{K}(T^{p-1})$  as

$$Q_{p-1} = \langle \{ \mathbf{u}_1, \mathbf{u}_2, \mathbf{u}_3, \dots, \mathbf{u}_{n_{p-1}}, \mathbf{z}_{p-1,1}, \mathbf{z}_{p-1,2}, \mathbf{z}_{p-1,3}, \dots, \mathbf{z}_{p-1,s_p} \} \rangle$$

By Theorem DSFOS [352] there exists a subspace of  $\mathcal{K}(T^{p-1})$  which will pair with  $Q_{p-1}$  to form a direct sum. Call this subspace  $R_{p-1}$ , so by definition,  $\mathcal{K}(T^{p-1}) = Q_{p-1} \oplus R_{p-1}$ . We are interested in the dimension of  $R_{p-1}$ . Note first, that since the spanning set of  $Q_{p-1}$  is linearly independent,  $\dim(Q_{p-1}) = n_{p-2} + s_p$ . Then

$$\begin{aligned}
 \dim(R_{p-1}) &= \dim(\mathcal{K}(T^{p-1})) - \dim(Q_{p-1}) && \text{Theorem DSD [354]} \\
 &= n_{p-1} - (n_{p-2} + s_p) \\
 &= (n_{p-1} - n_{p-2}) - s_p \\
 &= s_{p-1} - s_p
 \end{aligned}$$

Notice that if  $s_{p-1} = s_p$ , then  $R_{p-1}$  is trivial. Now choose a basis of  $R_{p-1}$ , and denote these  $s_{p-1} - s_p$  vectors as  $\mathbf{z}_{p-1,s_p+1}, \mathbf{z}_{p-1,s_p+2}, \mathbf{z}_{p-1,s_p+3}, \dots, \mathbf{z}_{p-1,s_{p-1}}$ . This is another occasion to notice that we have some freedom in this choice.

We now have  $\mathcal{K}(T^{p-1}) = Q_{p-1} \oplus R_{p-1}$ , and we have bases for each of the two subspaces. The union of these two bases will therefore be a linearly independent set in  $\mathcal{K}(T^{p-1})$  with size

$$\begin{aligned}
 (n_{p-2} + s_p) + (s_{p-1} - s_p) &= n_{p-2} + s_{p-1} \\
 &= n_{p-2} + n_{p-1} - n_{p-2} \\
 &= n_{p-1} = \dim(\mathcal{K}(T^{p-1}))
 \end{aligned}$$

So, by Theorem G [345], the following set is a basis of  $\mathcal{K}(T^{p-1})$ ,

$$\{ \mathbf{u}_1, \mathbf{u}_2, \mathbf{u}_3, \dots, \mathbf{u}_{n_{p-2}}, \mathbf{z}_{p-1,1}, \mathbf{z}_{p-1,2}, \dots, \mathbf{z}_{p-1,s_p}, \mathbf{z}_{p-1,s_p+1}, \mathbf{z}_{p-1,s_p+2}, \dots, \mathbf{z}_{p-1,s_{p-1}} \}$$

We built up this basis in three parts, we will now split it in half. Define the subspace  $Z_{p-1}$  by

$$Z_{p-1} = \langle B_{p-1} \rangle = \langle \{ \mathbf{z}_{p-1,1}, \mathbf{z}_{p-1,2}, \dots, \mathbf{z}_{p-1,s_{p-1}} \} \rangle$$

where we have implicitly denoted the basis as  $B_{p-1}$ . Then Theorem DSFB [351] allows us to split up the basis for  $\mathcal{K}(T^{p-1})$  as  $C_{p-1} \cup B_{p-1}$  and write

$$\mathcal{K}(T^{p-1}) = \mathcal{K}(T^{p-2}) \oplus Z_{p-1}$$

Whew! This is a good place to recap what we have achieved. The vectors  $\mathbf{z}_{i,j}$  form bases for the subspaces  $Z_i$  and right now

$$V = \mathcal{K}(T^{p-1}) \oplus Z_p = \mathcal{K}(T^{p-2}) \oplus Z_{p-1} \oplus Z_p$$

The key feature of this decomposition of  $V$  is that the first  $s_p$  vectors in the basis for  $Z_{p-1}$  are outputs of the linear transformation  $T$  using the basis vectors of  $Z_p$  as inputs.

Now we want to further decompose  $\mathcal{K}(T^{p-2})$  (into  $\mathcal{K}(T^{p-3})$  and  $Z_{p-2}$ ). The procedure is the same as above, so we will only sketch the key steps. Checking the details proceeds in the same manner as above. Technically, we could have set up the preceding as the induction step in a proof by induction (Technique I [670]), but this probably would make the proof harder to understand.

Hit each element of  $B_{p-1}$  with  $T$ , to create vectors  $\mathbf{z}_{p-2,j}$ ,  $1 \leq j \leq s_{p-1}$ . These vectors form a linearly independent set, and each is an element of  $\mathcal{K}(T^{p-2})$ , but not an element of  $\mathcal{K}(T^{p-3})$ . Grab a basis  $C_{p-3}$  of  $\mathcal{K}(T^{p-3})$  and tack on the newly-created vectors  $\mathbf{z}_{p-2,j}$ ,  $1 \leq j \leq s_{p-1}$ . This expanded set is linearly independent, and we can define a subspace  $Q_{p-2}$  using it as a basis. Theorem DSFOS [352] gives us a subspace  $R_{p-2}$  such that  $\mathcal{K}(T^{p-2}) = Q_{p-2} \oplus R_{p-2}$ . Vectors  $\mathbf{z}_{p-2,j}$ ,  $s_{p-1} + 1 \leq j \leq s_{p-2}$  are chosen as a basis for  $R_{p-2}$  once the relevant dimensions have been verified. The union of  $C_{p-3}$  and  $\mathbf{z}_{p-2,j}$ ,  $1 \leq j \leq s_{p-2}$  then form a basis of  $\mathcal{K}(T^{p-2})$ , which can be split into two parts to yield the decomposition

$$\mathcal{K}(T^{p-2}) = \mathcal{K}(T^{p-3}) \oplus Z_{p-2}$$

Here  $Z_{p-2}$  is the subspace of  $\mathcal{K}(T^{p-2})$  with basis  $B_{p-2} = \{\mathbf{z}_{p-2,j} \mid 1 \leq j \leq s_{p-2}\}$ . Finally,

$$V = \mathcal{K}(T^{p-1}) \oplus Z_p = \mathcal{K}(T^{p-2}) \oplus Z_{p-1} \oplus Z_p = \mathcal{K}(T^{p-3}) \oplus Z_{p-2} \oplus Z_{p-1} \oplus Z_p$$

Again, the key feature of this decomposition is that the first vectors in the basis of  $Z_{p-2}$  are outputs of  $T$  using vectors from the basis  $Z_{p-1}$  as inputs (and in turn, some of these inputs are outputs of  $T$  derived from inputs in  $Z_p$ ).

Now assume we repeat this procedure until we decompose  $\mathcal{K}(T^2)$  into subspaces  $\mathcal{K}(T)$  and  $Z_2$ . Finally, decompose  $\mathcal{K}(T)$  into subspaces  $\mathcal{K}(T^0) = \mathcal{K}(I_n) = \{\mathbf{0}\}$  and  $Z_1$ , so that we recognize the vectors  $\mathbf{z}_{1,j}$ ,  $1 \leq j \leq s_1 = n_1$  as elements of  $\mathcal{K}(T)$ . The set

$$B = B_1 \cup B_2 \cup B_3 \cup \cdots \cup B_p = \{\mathbf{z}_{i,j} \mid 1 \leq i \leq p, 1 \leq j \leq s_i\}$$

is linearly independent by Theorem DSLI [353] and has size

$$\sum_{i=1}^p s_i = \sum_{i=1}^p n_i - n_{i-1} = n_p - n_0 = \dim(V)$$

So by Theorem G [345],  $B$  is a basis of  $V$ . We desire a matrix representation of  $T$  relative to  $B$  (Definition MR [524]), but first we will reorder the elements of  $B$ . The following display lists the elements of  $B$  in the desired order, when read across the rows right-to-left in the usual way. Notice that we arrived at these vectors column-by-column, beginning on the right.

$$\begin{array}{cccccc}
 \mathbf{z}_{1,1} & & \mathbf{z}_{2,1} & & \mathbf{z}_{3,1} & \cdots & \mathbf{z}_{d,1} \\
 \mathbf{z}_{1,2} & & \mathbf{z}_{2,2} & & \mathbf{z}_{3,2} & \cdots & \mathbf{z}_{d,2} \\
 & & \vdots & & & \vdots & \\
 \mathbf{z}_{1,s_d} & & \mathbf{z}_{2,s_d} & & \mathbf{z}_{3,s_d} & \cdots & \mathbf{z}_{d,s_d} \\
 \mathbf{z}_{1,s_d+1} & & \mathbf{z}_{2,s_d+1} & & \mathbf{z}_{3,s_d+1} & \cdots & \\
 & & \vdots & & & \vdots & \\
 \mathbf{z}_{1,s_3} & & \mathbf{z}_{2,s_3} & & \mathbf{z}_{3,s_3} & & \\
 & & \vdots & & & & 
 \end{array}$$

$$\begin{array}{cc}
 \mathbf{z}_{1,s_2} & \mathbf{z}_{2,s_2} \\
 & \vdots \\
 \mathbf{z}_{1,s_1} & 
 \end{array}$$

It is difficult to layout this table with the notation we have been using, nor would it be especially useful to invent some notation to overcome the difficulty. (One approach would be to define something like the inverse of the nonincreasing function,  $i \rightarrow s_i$ .) Do notice that there are  $s_1 = n_1$  rows and  $d$  columns. Column  $i$  is the basis  $B_i$ . The vectors in the first column are elements of  $\mathcal{K}(T)$ . Each row is the same length, or shorter, than the one above it. If we apply  $T$  to any vector in the table, other than those in the first column, the output is the preceding vector in the row.

Now contemplate the matrix representation of  $T$  relative to  $B$  as we read across the rows of the table above. In the first row,  $T(\mathbf{z}_{1,1}) = \mathbf{0}$ , so the first column of the representation is the zero column. Next,  $T(\mathbf{z}_{2,1}) = \mathbf{z}_{1,1}$ , so the second column of the representation is a vector with a single one in the first entry, and zeros elsewhere. Next,  $T(\mathbf{z}_{3,1}) = \mathbf{z}_{2,1}$ , so column 3 of the representation is a zero, then a one, then all zeros. Continuing in this vein, we obtain the first  $d$  columns of the representation, which is the Jordan block  $J_d(0)$  followed by rows of zeros.

When we apply  $T$  to the basis vectors of the second row, what happens? Applying  $T$  to the first vector, the result is the zero vector, so the representation gets a zero column. Applying  $T$  to the second vector in the row, the output is simply the first vector in that row, making the next column of the representation all zeros plus a lone one, sitting just above the diagonal. Continuing, we create a Jordan block, sitting on the diagonal of the matrix representation. It is not possible in general to state the size of this block, but since the second row is no longer than the first, it cannot have size larger than  $d$ .

Since there are as many rows as the dimension of  $\mathcal{K}(T)$ , the representation contains as many Jordan blocks as the nullity of  $T$ ,  $n(T)$ . Each successive block is smaller than the preceding one, with the first, and largest, having size  $d$ . The blocks are Jordan blocks since the basis vectors  $\mathbf{z}_{i,j}$  were often defined as the result of applying  $T$  to other elements of the basis already determined, and then we rearranged the basis into an order that placed outputs of  $T$  just before their inputs, excepting the start of each row, which was an element of  $\mathcal{K}(T)$ . ■

The proof of Theorem CFNLT [597] is constructive (Technique C [666]), so we can use it to create bases of nilpotent linear transformations with pleasing matrix representations. Recall that Theorem DNLT [593] told us that nilpotent linear transformations are almost never diagonalizable, so this is progress. As we have hinted before, with a nice representation of nilpotent matrices, it will not be difficult to build up representations of other non-diagonalizable matrices. Here is the promised example which illustrates the previous theorem. It is a useful companion to your study of the proof of Theorem CFNLT [597].

### Example CFNLT

#### Canonical form for a nilpotent linear transformation

The  $6 \times 6$  matrix,  $A$ , of Example NM64 [588] is nilpotent of index  $p = 4$ . If we define the linear transformation  $T: \mathbb{C}^6 \mapsto \mathbb{C}^6$  by  $T(\mathbf{x}) = A\mathbf{x}$ , then  $T$  is nilpotent of index 4 and we can seek a basis of  $\mathbb{C}^6$  that yields a matrix representation with Jordan blocks on the diagonal. The nullity of  $T$  is 2, so from Theorem CFNLT [597] we can expect the largest Jordan block to be  $J_4(0)$ , and there will be just two blocks. This only leaves enough room for the second block to have size 2.

We will recycle the bases for the null spaces of the powers of  $A$  from Example KPNLT [595] rather than recomputing them here. We will also use the same notation used in the proof of Theorem CFNLT [597].

To begin,  $s_4 = n_4 - n_3 = 6 - 5 = 1$ , so we need one vector of  $\mathcal{K}(T^4) = \mathbb{C}^6$ , that is not in  $\mathcal{K}(T^3)$ , to be a basis for  $Z_4$ . We have a lot of latitude in this choice, and we have not described any sure-fire method for constructing a vector *outside* of a subspace. Looking at the basis for  $\mathcal{K}(T^3)$  we see that if a vector is in this subspace, and has a nonzero value in the first entry, then it must

also have a nonzero value in the fourth entry. So the vector

$$\mathbf{z}_{4,1} = \begin{bmatrix} 1 \\ 0 \\ 0 \\ 0 \\ 0 \\ 0 \end{bmatrix}$$

will not be an element of  $\mathcal{K}(T^3)$  (notice that many other choices could be made here, so our basis will not be unique). This completes the determination of  $Z_p = Z_4$ .

Next,  $s_3 = n_3 - n_2 = 5 - 4 = 1$ , so we again need just a single basis vector for  $Z_3$ . We start by evaluating  $T$  with each basis vector of  $Z_4$ ,

$$\mathbf{z}_{3,1} = T(\mathbf{z}_{4,1}) = A\mathbf{z}_{4,1} = \begin{bmatrix} -3 \\ -3 \\ -3 \\ -3 \\ -3 \\ -2 \end{bmatrix}$$

Since  $s_3 = s_4$ , the subspace  $R_3$  is trivial, and there is nothing left to do,  $\mathbf{z}_{3,1}$  is the lone basis vector of  $Z_3$ .

Now  $s_2 = n_2 - n_1 = 4 - 2 = 2$ , so the construction of  $Z_2$  will not be as simple as the construction of  $Z_3$ . We first apply  $T$  to the basis vector of  $Z_2$ ,

$$\mathbf{z}_{2,1} = T(\mathbf{z}_{3,1}) = A\mathbf{z}_{3,1} = \begin{bmatrix} 1 \\ 0 \\ 3 \\ 1 \\ 0 \\ -1 \end{bmatrix}$$

The two basis vectors of  $\mathcal{K}(T^1)$ , together with  $\mathbf{z}_{2,1}$ , form a basis for  $Q_2$ . Because  $\dim(\mathcal{K}(T^2)) - \dim(Q_2) = 4 - 3 = 1$  we need only find a single basis vector for  $R_2$ . This vector must be an element of  $\mathcal{K}(T^2)$ , but not an element of  $Q_2$ . Again, there is a variety of vectors that fit this description, and we have no precise algorithm for finding them. Since they are plentiful, they are not too hard to find. We add up the four basis vectors of  $\mathcal{K}(T^2)$ , ensuring an element of  $\mathcal{K}(T^2)$ . Then we check to see if the vector is a linear combination of three vectors: the two basis vectors of  $\mathcal{K}(T^1)$  and  $\mathbf{z}_{2,1}$ . Having passed the tests, we have chosen

$$\mathbf{z}_{2,2} = \begin{bmatrix} 2 \\ 1 \\ 2 \\ 2 \\ 2 \\ 1 \end{bmatrix}$$

Thus,  $Z_2 = \langle \{\mathbf{z}_{2,1}, \mathbf{z}_{2,2}\} \rangle$ .

Lastly,  $s_1 = n_1 - n_0 = 2 - 0 = 2$ . Since  $s_2 = s_1$ , we again have a trivial  $R_1$  and need only complete our basis by evaluating the basis vectors of  $Z_2$  with  $T$ ,

$$\mathbf{z}_{1,1} = T(\mathbf{z}_{2,1}) = A\mathbf{z}_{2,1} = \begin{bmatrix} 1 \\ 1 \\ 0 \\ 1 \\ 1 \\ 1 \end{bmatrix}$$

$$\mathbf{z}_{1,2} = T(\mathbf{z}_{2,2}) = A\mathbf{z}_{2,2} = \begin{bmatrix} -2 \\ -2 \\ -5 \\ -2 \\ -1 \\ 0 \end{bmatrix}$$

Now we reorder these vectors as the desired basis,

$$B = \{\mathbf{z}_{1,1}, \mathbf{z}_{2,1}, \mathbf{z}_{3,1}, \mathbf{z}_{4,1}, \mathbf{z}_{1,2}, \mathbf{z}_{2,2}\}$$

We now apply Definition MR [524] to build a matrix representation of  $T$  relative to  $B$ ,

$$\rho_B(T(\mathbf{z}_{1,1})) = \rho_B(A\mathbf{z}_{1,1}) = \rho_B(\mathbf{0}) = \begin{bmatrix} 0 \\ 0 \\ 0 \\ 0 \\ 0 \\ 0 \end{bmatrix}$$

$$\rho_B(T(\mathbf{z}_{2,1})) = \rho_B(A\mathbf{z}_{2,1}) = \rho_B(\mathbf{z}_{1,1}) = \begin{bmatrix} 1 \\ 0 \\ 0 \\ 0 \\ 0 \\ 0 \end{bmatrix}$$

$$\rho_B(T(\mathbf{z}_{3,1})) = \rho_B(A\mathbf{z}_{3,1}) = \rho_B(\mathbf{z}_{2,1}) = \begin{bmatrix} 0 \\ 1 \\ 0 \\ 0 \\ 0 \\ 0 \end{bmatrix}$$

$$\rho_B(T(\mathbf{z}_{4,1})) = \rho_B(A\mathbf{z}_{4,1}) = \rho_B(\mathbf{z}_{3,1}) = \begin{bmatrix} 0 \\ 0 \\ 1 \\ 0 \\ 0 \\ 0 \end{bmatrix}$$

$$\rho_B(T(\mathbf{z}_{1,2})) = \rho_B(A\mathbf{z}_{1,2}) = \rho_B(\mathbf{0}) = \begin{bmatrix} 0 \\ 0 \\ 0 \\ 0 \\ 0 \\ 0 \end{bmatrix}$$

$$\rho_B(T(\mathbf{z}_{2,2})) = \rho_B(A\mathbf{z}_{2,2}) = \rho_B(\mathbf{z}_{1,2}) = \begin{bmatrix} 0 \\ 0 \\ 0 \\ 0 \\ 1 \\ 0 \end{bmatrix}$$

Installing these vectors as the columns of the matrix representation we have

$$M_{B,B}^T = \begin{bmatrix} 0 & 1 & 0 & 0 & 0 & 0 \\ 0 & 0 & 1 & 0 & 0 & 0 \\ 0 & 0 & 0 & 1 & 0 & 0 \\ 0 & 0 & 0 & 0 & 0 & 0 \\ 0 & 0 & 0 & 0 & 0 & 1 \\ 0 & 0 & 0 & 0 & 0 & 0 \end{bmatrix}$$

which is a block diagonal matrix with Jordan blocks  $J_4(0)$  and  $J_2(0)$ . If we constructed the matrix  $S$  having the vectors of  $B$  as columns, then Theorem SCB [563] tells us that a similarity transformation with  $S$  relates the original matrix representation of  $T$  with the matrix representation consisting of Jordan blocks., i.e.  $S^{-1}AS = M_{B,B}^T$ .  $\square$

Notice that constructing interesting examples of matrix representations requires domains with dimensions bigger than just two or three. Going forward we will see several more big examples.

## Section IS

### Invariant Subspaces

THIS SECTION IS IN DRAFT FORM  
NEARLY COMPLETE

We have seen in Section NLT [588] that nilpotent linear transformations are almost never diagonalizable (Theorem DNLT [593]), yet have matrix representations that are very nearly diagonal (Theorem CFNLT [597]). Our goal in this section, and the next (Section JCF [622]), is to obtain a matrix representation of *any* linear transformation that is very nearly diagonal. A key step in reaching this goal is an understanding of invariant subspaces, and a particular type of invariant subspace that contains vectors known as “generalized eigenvectors.”

### Subsection IS

#### Invariant Subspaces

As is often the case, we start with a definition.

#### Definition IS

##### Invariant Subspace

Suppose that  $T: V \mapsto V$  is a linear transformation and  $W$  is a subspace of  $V$ . Suppose further that  $T(\mathbf{w}) \in W$  for every  $\mathbf{w} \in W$ . Then  $W$  is an **invariant subspace** of  $V$  relative to  $T$ .  $\triangle$

We do not have any special notation for an invariant subspace, so it is important to recognize that an invariant subspace is always relative to both a superspace ( $V$ ) and a linear transformation ( $T$ ), which will sometimes not be mentioned, yet will be clear from the context. Note also that the linear transformation involved must have an equal domain and codomain — the definition would not make much sense if our outputs were not of the same type as our inputs.

As usual, we begin with an example that demonstrates the existence of invariant subspaces. We will return later to understand how this example was constructed, but for now, just understand how we check the existence of the invariant subspaces.

#### Example TIS

##### Two invariant subspaces

Consider the linear transformation  $T: \mathbb{C}^4 \mapsto \mathbb{C}^4$  defined by  $T(\mathbf{x}) = A\mathbf{x}$  where  $A$  is given by

$$A = \begin{bmatrix} -8 & 6 & -15 & 9 \\ -8 & 14 & -10 & 18 \\ 1 & 1 & 3 & 0 \\ 3 & -8 & 2 & -11 \end{bmatrix}$$

Define (with zero motivation),

$$\mathbf{w}_1 = \begin{bmatrix} -7 \\ -2 \\ 3 \\ 0 \end{bmatrix} \qquad \mathbf{w}_2 = \begin{bmatrix} -1 \\ -2 \\ 0 \\ 1 \end{bmatrix}$$

and set  $W = \langle \{\mathbf{w}_1, \mathbf{w}_2\} \rangle$ . We verify that  $W$  is an invariant subspace of  $\mathbb{C}^4$  with respect to  $T$ . By the definition of  $W$ , any vector chosen from  $W$  can be written as a linear combination of  $\mathbf{w}_1$  and  $\mathbf{w}_2$ . Suppose that  $\mathbf{w} \in W$ , and then check the details of the following verification,

$$\begin{aligned} T(\mathbf{w}) &= T(a_1\mathbf{w}_1 + a_2\mathbf{w}_2) && \text{Definition SS [291]} \\ &= a_1T(\mathbf{w}_1) + a_2T(\mathbf{w}_2) && \text{Theorem LTLC [446]} \end{aligned}$$



$$\begin{aligned}
 &= a_1 \begin{bmatrix} -1 \\ -2 \\ 0 \\ 1 \end{bmatrix} + a_2 \begin{bmatrix} 5 \\ -2 \\ -3 \\ 2 \end{bmatrix} \\
 &= a_1 \mathbf{w}_2 + a_2 ((-1)\mathbf{w}_1 + 2\mathbf{w}_2) \\
 &= (-a_2)\mathbf{w}_1 + (a_1 + 2a_2)\mathbf{w}_2 \\
 &\in W
 \end{aligned}$$

Definition SS [291]

So, by Definition IS [605],  $W$  is an invariant subspace of  $\mathbb{C}^4$  relative to  $T$ . In an entirely similar manner we construct another invariant subspace of  $T$ .

With zero motivation, define

$$\mathbf{x}_1 = \begin{bmatrix} -3 \\ -1 \\ 1 \\ 0 \end{bmatrix} \qquad \mathbf{x}_2 = \begin{bmatrix} 0 \\ -1 \\ 0 \\ 1 \end{bmatrix}$$

and set  $X = \langle \{\mathbf{x}_1, \mathbf{x}_2\} \rangle$ . We verify that  $X$  is an invariant subspace of  $\mathbb{C}^4$  with respect to  $T$ . By the definition of  $X$ , any vector chosen from  $X$  can be written as a linear combination of  $\mathbf{x}_1$  and  $\mathbf{x}_2$ . Suppose that  $\mathbf{x} \in X$ , and then check the details of the following verification,

$$\begin{aligned}
 T(\mathbf{x}) &= T(b_1\mathbf{x}_1 + b_2\mathbf{x}_2) && \text{Definition SS [291]} \\
 &= b_1T(\mathbf{x}_1) + b_2T(\mathbf{x}_2) && \text{Theorem LTLC [446]} \\
 &= b_1 \begin{bmatrix} 3 \\ 0 \\ -1 \\ 1 \end{bmatrix} + b_2 \begin{bmatrix} 3 \\ 4 \\ -1 \\ -3 \end{bmatrix} \\
 &= b_1((-1)\mathbf{x}_1 + \mathbf{x}_2) + b_2((-1)\mathbf{x}_1 + (-3)\mathbf{x}_2) \\
 &= (-b_1 - b_2)\mathbf{x}_1 + (b_1 - 3b_2)\mathbf{x}_2 \\
 &\in X && \text{Definition SS [291]}
 \end{aligned}$$

So, by Definition IS [605],  $X$  is an invariant subspace of  $\mathbb{C}^4$  relative to  $T$ .

There is a bit of magic in each of these verifications where the two outputs of  $T$  happen to equal linear combinations of the two inputs. But this is the essential nature of an invariant subspace. We'll have a peek under the hood later, and it won't look so magical after all.

As a hint of things to come, verify that  $B = \{\mathbf{w}_1, \mathbf{w}_2, \mathbf{x}_1, \mathbf{x}_2\}$  is a basis of  $\mathbb{C}^4$ . Splitting this basis in half, Theorem DSFB [351], tells us that  $\mathbb{C}^4 = W \oplus X$ . To see why a decomposition of a vector space into a direct sum of invariant subspaces might be interesting, construct the matrix representation of  $T$  relative to  $B$ ,  $M_{B,B}^T$ . Hmmmmmm.  $\square$

Example TIS [605] is a bit mysterious at this stage. Do we know any other examples of invariant subspaces? Yes, as it turns out, we have already seen quite a few. We'll give some examples now, and in more general situations, describe broad classes of invariant subspaces with theorems. First up is eigenspaces.

### Theorem EIS

#### Eigenspaces are Invariant Subspaces

Suppose that  $T: V \mapsto V$  is a linear transformation with eigenvalue  $\lambda$  and associated eigenspace  $\mathcal{E}_T(\lambda)$ . Let  $W$  be any subspace of  $\mathcal{E}_T(\lambda)$ . Then  $W$  is an invariant subspace of  $V$  relative to  $T$ .  $\square$

**Proof** Choose  $\mathbf{w} \in W$ . Then

$$\begin{aligned}
 T(\mathbf{w}) &= \lambda\mathbf{w} && \text{Definition EELT [554]} \\
 &\in W && \text{Property SC [272]}
 \end{aligned}$$

So by Definition IS [605],  $W$  is an invariant subspace of  $V$  relative to  $T$ . ■

Theorem EIS [606] is general enough to determine that an entire eigenspace is an invariant subspace, or that simply the span of a single eigenvector is an invariant subspace. It is not always the case that any subspace of an invariant subspace is again an invariant subspace, but eigenspaces do have this property. Here is an example of the theorem, which also allows us to very quickly build several several invariant (4x4, 2 evs, 1 2x2 jordan, 1 2x2 diag)

**Example EIS**

**Eigenspaces as invariant subspaces**

Define the linear transformation  $S: M_{22} \mapsto M_{22}$  by

$$S \left( \begin{bmatrix} a & b \\ c & d \end{bmatrix} \right) = \begin{bmatrix} -2a + 19b - 33c + 21d & -3a + 16b - 24c + 15d \\ -2a + 9b - 13c + 9d & -a + 4b - 6c + 5d \end{bmatrix}$$

Build a matrix representation of  $S$  relative to the standard basis (Definition MR [524], Example BM [318]) and compute eigenvalues and eigenspaces of  $S$  with the computational techniques of Chapter E [384] in concert with Theorem EER [566]. Then

$$\mathcal{E}_S(1) = \left\langle \left\{ \begin{bmatrix} 4 & 3 \\ 2 & 1 \end{bmatrix} \right\} \right\rangle \qquad \mathcal{E}_S(2) = \left\langle \left\{ \begin{bmatrix} 6 & 3 \\ 1 & 0 \end{bmatrix}, \begin{bmatrix} -9 & -3 \\ 0 & 1 \end{bmatrix} \right\} \right\rangle$$

So by Theorem EIS [606], both  $\mathcal{E}_S(1)$  and  $\mathcal{E}_S(2)$  are invariant subspaces of  $M_{22}$  relative to  $S$ . However, Theorem EIS [606] provides even more invariant subspaces. Since  $\mathcal{E}_S(1)$  has dimension 1, it has no interesting subspaces, however  $\mathcal{E}_S(2)$  has dimension 2 and has a plethora of subspaces. For example, set

$$\mathbf{u} = 2 \begin{bmatrix} 6 & 3 \\ 1 & 0 \end{bmatrix} + 3 \begin{bmatrix} -9 & -3 \\ 0 & 1 \end{bmatrix} = \begin{bmatrix} -6 & -3 \\ 2 & 3 \end{bmatrix}$$

and define  $U = \langle \{\mathbf{u}\} \rangle$ . Then since  $U$  is a subspace of  $\mathcal{E}_S(2)$ , Theorem EIS [606] says that  $U$  is an invariant subspace of  $M_{22}$  (or we could check this claim directly based simply on the fact that  $\mathbf{u}$  is an eigenvector of  $S$ ). ☒

For every linear transformation there are some obvious, trivial invariant subspaces. Suppose that  $T: V \mapsto V$  is a linear transformation. Then simply because  $T$  is a function (Definition LT [437]), the subspace  $V$  is an invariant subspace of  $T$ . In only a minor twist on this theme, the range of  $T$ ,  $\mathcal{R}(T)$ , is an invariant subspace of  $T$  by Definition RLT [479]. Finally, Theorem LTTZZ [441] provides the justification for claiming that  $\{\mathbf{0}\}$  is an invariant subspace of  $T$ .

That the trivial subspace is always an invariant subspace is a special case of the next theorem. As an easy exercise before reading the next theorem, prove that the kernel of a linear transformation (Definition KLT [464]),  $\mathcal{K}(T)$ , is an invariant subspace. We'll wait.

**Theorem KPIS**

**Kernels of Powers are Invariant Subspaces**

Suppose that  $T: V \mapsto V$  is a linear transformation. Then  $\mathcal{K}(T^k)$  is an invariant subspace of  $V$ . □

**Proof** Suppose that  $\mathbf{z} \in \mathcal{K}(T^k)$ . Then

$T^k(T(\mathbf{z})) = T^{k+1}(\mathbf{z})$	Definition LTC [453]
$= T(T^k(\mathbf{z}))$	Definition LTC [453]
$= T(\mathbf{0})$	Definition KLT [464]
$= \mathbf{0}$	Theorem LTTZZ [441]

So by Definition KLT [464], we see that  $T(\mathbf{z}) \in \mathcal{K}(T^k)$ . Thus  $\mathcal{K}(T^k)$  is an invariant subspace of  $V$  relative to  $T$  (Definition IS [605]). ■

Two interesting special cases of Theorem KPIS [607] occur when choose  $k = 0$  and  $k = 1$ . Rather than give an example of this theorem, we will refer you back to Example KPNLT [595]

where we work with null spaces of the first four powers of a nilpotent matrix. By Theorem KPIS [607] each of these null spaces is an invariant subspace of the associated linear transformation.

Here's one more example of invariant subspaces we have encountered previously.

**Example ISJB**

**Invariant subspaces and Jordan blocks**

Refer back to Example CFNLT [601]. We decomposed the vector space  $\mathbb{C}^6$  into a direct sum of the subspaces  $Z_1, Z_2, Z_3, Z_4$ . The union of the basis vectors for these subspaces is a basis of  $\mathbb{C}^6$ , which we reordered prior to building a matrix representation of the linear transformation  $T$ . A principal reason for this reordering was to create invariant subspaces (though it was not obvious then).

Define

$$X_1 = \langle \{z_{1,1}, z_{2,1}, z_{3,1}, z_{4,1}\} \rangle = \left\langle \left\{ \begin{bmatrix} 1 \\ 1 \\ 0 \\ 1 \\ 1 \\ 1 \end{bmatrix}, \begin{bmatrix} 1 \\ 0 \\ 3 \\ 1 \\ 0 \\ -1 \end{bmatrix}, \begin{bmatrix} -3 \\ -3 \\ -3 \\ -3 \\ -3 \\ -2 \end{bmatrix}, \begin{bmatrix} 1 \\ 0 \\ 0 \\ 0 \\ 0 \\ 0 \end{bmatrix} \right\} \right\rangle$$

$$X_2 = \langle \{z_{1,2}, z_{2,2}\} \rangle = \left\langle \left\{ \begin{bmatrix} -2 \\ -2 \\ -5 \\ -2 \\ -1 \\ 0 \end{bmatrix}, \begin{bmatrix} 2 \\ 1 \\ 2 \\ 2 \\ 2 \\ 1 \end{bmatrix} \right\} \right\rangle$$

Recall from the proof of Theorem CFNLT [597] or the computations in Example CFNLT [601] that first elements of  $X_1$  and  $X_2$  are in the kernel of  $T$ ,  $\mathcal{K}(T)$ , and each element of  $X_1$  and  $X_2$  is the output of  $T$  when evaluated with the subsequent element of the set. This was by design, and it is this feature of these basis vectors that leads to the nearly diagonal matrix representation with Jordan blocks. However, we also recognize now that this property of these basis vectors allow us to conclude easily that  $X_1$  and  $X_2$  are invariant subspaces of  $\mathbb{C}^6$  relative to  $T$ .

Furthermore,  $\mathbb{C}^6 = X_1 \oplus X_2$  (Theorem DSFB [351]). So the domain of  $T$  is the direct sum of invariant subspaces and the resulting matrix representation has a block diagonal form. Hmmmmm. ⊠

**Subsection GEE**

**Generalized Eigenvectors and Eigenspaces**

---

We now define a new type of invariant subspace and explore its key properties. This generalization of eigenvalues and eigenspaces will allow us to move from diagonal matrix representations of diagonalizable matrices to nearly diagonal matrix representations of arbitrary matrices. Here are the definitions.

**Definition GEV**

**Generalized Eigenvector**

Suppose that  $T: V \mapsto V$  is a linear transformation. Suppose further that for  $\mathbf{x} \neq \mathbf{0}$ ,  $(T - \lambda I_V)^k(\mathbf{x}) = \mathbf{0}$  for some  $k > 0$ . Then  $\mathbf{x}$  is a **generalized eigenvector** of  $T$  with eigenvalue  $\lambda$ . △

**Definition GES**

**Generalized Eigenspace**

Suppose that  $T: V \mapsto V$  is a linear transformation. Define the **generalized eigenspace** of  $T$  for  $\lambda$  as

$$\mathcal{G}_T(\lambda) = \left\{ \mathbf{x} \mid (T - \lambda I_V)^k(\mathbf{x}) = \mathbf{0} \text{ for some } k \geq 0 \right\}$$

(This definition contains Notation GES.) △

So the generalized eigenspace is composed of generalized eigenvectors, plus the zero vector. As the name implies, the generalized eigenspace is a subspace of  $V$ . But more topically, it is an invariant subspace of  $V$  relative to  $T$ .

### Theorem GESIS

#### Generalized Eigenspace is an Invariant Subspace

Suppose that  $T: V \mapsto V$  is a linear transformation. Then the generalized eigenspace  $\mathcal{G}_T(\lambda)$  is an invariant subspace of  $V$  relative to  $T$ . □

**Proof** First we establish that  $\mathcal{G}_T(\lambda)$  is a subspace of  $V$ . First  $(T - \lambda I_V)^1(\mathbf{0}) = \mathbf{0}$  by Theorem LTTZZ [441], so  $\mathbf{0} \in \mathcal{G}_T(\lambda)$ .

Suppose that  $\mathbf{x}, \mathbf{y} \in \mathcal{G}_T(\lambda)$ . Then there are integers  $k, \ell$  such that  $(T - \lambda I_V)^k(\mathbf{x}) = \mathbf{0}$  and  $(T - \lambda I_V)^\ell(\mathbf{y}) = \mathbf{0}$ . Set  $m = k + \ell$ ,

$$\begin{aligned}
 (T - \lambda I_V)^m(\mathbf{x} + \mathbf{y}) &= (T - \lambda I_V)^m(\mathbf{x}) + (T - \lambda I_V)^m(\mathbf{y}) && \text{Definition LT [437]} \\
 &= (T - \lambda I_V)^{k+\ell}(\mathbf{x}) + (T - \lambda I_V)^{k+\ell}(\mathbf{y}) \\
 &= (T - \lambda I_V)^\ell \left( (T - \lambda I_V)^k(\mathbf{x}) \right) + \\
 &\quad (T - \lambda I_V)^k \left( (T - \lambda I_V)^\ell(\mathbf{y}) \right) && \text{Definition LTC [453]} \\
 &= (T - \lambda I_V)^\ell(\mathbf{0}) + (T - \lambda I_V)^k(\mathbf{0}) && \text{Definition GES [608]} \\
 &= \mathbf{0} + \mathbf{0} && \text{Theorem LTTZZ [441]} \\
 &= \mathbf{0} && \text{Property Z [272]}
 \end{aligned}$$

So  $\mathbf{x} + \mathbf{y} \in \mathcal{G}_T(\lambda)$ .

Suppose that  $\mathbf{x} \in \mathcal{G}_T(\lambda)$  and  $\alpha \in \mathbb{C}$ . Then there is an integer  $k$  such that  $(T - \lambda I_V)^k(\mathbf{x}) = \mathbf{0}$ .

$$\begin{aligned}
 (T - \lambda I_V)^k(\alpha \mathbf{x}) &= \alpha (T - \lambda I_V)^k(\mathbf{x}) && \text{Definition LT [437]} \\
 &= \alpha \mathbf{0} && \text{Definition GES [608]} \\
 &= \mathbf{0} && \text{Theorem ZVSM [279]}
 \end{aligned}$$

So  $\alpha \mathbf{x} \in \mathcal{G}_T(\lambda)$ . By Theorem TSS [286],  $\mathcal{G}_T(\lambda)$  is a subspace of  $V$ .

Now we show that  $\mathcal{G}_T(\lambda)$  is invariant relative to  $T$ . Suppose that  $\mathbf{x} \in \mathcal{G}_T(\lambda)$ . Then there is an integer  $k$  such that  $(T - \lambda I_V)^k(\mathbf{x}) = \mathbf{0}$ . Recognize also that  $(T - \lambda I_V)^k$  is a polynomial in  $T$ , and therefore commutes with  $T$  (that is,  $T \circ p(T) = p(T) \circ T$  for any polynomial  $p(x)$ ). Now,

$$\begin{aligned}
 (T - \lambda I_V)^k(T(\mathbf{x})) &= T \left( (T - \lambda I_V)^k(\mathbf{x}) \right) \\
 &= T(\mathbf{0}) && \text{Definition GES [608]} \\
 &= \mathbf{0} && \text{Theorem LTTZZ [441]}
 \end{aligned}$$

This qualifies  $T(\mathbf{x})$  for membership in  $\mathcal{G}_T(\lambda)$ , so by Definition GES [608],  $\mathcal{G}_T(\lambda)$  is invariant relative to  $T$ . ■

Before we compute some generalized eigenspaces, we state and prove one theorem that will make it much easier to create a generalized eigenspace, since it will allow us to use tools we already know well, and will remove some the ambiguity of the clause “for some  $k$ ” in the definition.

### Theorem GEK

#### Generalized Eigenspace as a Kernel

Suppose that  $T: V \mapsto V$  is a linear transformation,  $\dim(V) = n$ , and  $\lambda$  is an eigenvalue of  $T$ . Then  $\mathcal{G}_T(\lambda) = \mathcal{K}((T - \lambda I_V)^n)$ . □

**Proof** The conclusion of this theorem is a set equality, so we will apply Definition SE [660] by establishing two set inclusions. First, suppose that  $\mathbf{x} \in \mathcal{G}_T(\lambda)$ . Then there is an integer  $k$  such

that  $(T - \lambda I_V)^k(\mathbf{x}) = \mathbf{0}$ . This is equivalent to the statement that  $\mathbf{x} \in \mathcal{K}((T - \lambda I_V)^k)$ . No matter what the value of  $k$  is, Theorem KPLT [594] gives

$$\mathbf{x} \in \mathcal{K}((T - \lambda I_V)^k) \subseteq \mathcal{K}((T - \lambda I_V)^n)$$

So,  $\mathcal{G}_T(\lambda) \subseteq \mathcal{K}((T - \lambda I_V)^n)$ . For the opposite inclusion, suppose  $\mathbf{y} \in \mathcal{K}((T - \lambda I_V)^n)$ . Then  $(T - \lambda I_V)^n(\mathbf{y}) = \mathbf{0}$ , so  $\mathbf{y} \in \mathcal{G}_T(\lambda)$  and thus  $\mathcal{K}((T - \lambda I_V)^n) \subseteq \mathcal{G}_T(\lambda)$ . By Definition SE [660] we have the desired equality of sets. ■

Theorem GEK [609] allows us to compute generalized eigenspaces as a single kernel (or null space of a matrix representation) with tools like Theorem KNSI [534] and Theorem BNS [136]. Also, we do not need to consider all possible powers  $k$  and can simply consider the case where  $k = n$ . It is worth noting that the “regular” eigenspace is a subspace of the generalized eigenspace since

$$\mathcal{E}_T(\lambda) = \mathcal{K}((T - \lambda I_V)^1) \subseteq \mathcal{K}((T - \lambda I_V)^n) = \mathcal{G}_T(\lambda)$$

where the subset inclusion is a consequence of Theorem KPLT [594]. Also, there is no such thing as a “generalized eigenvalue.” If  $\lambda$  is not an eigenvalue of  $T$ , then the kernel of  $T - \lambda I_V$  is trivial and therefore subsequent powers of  $T - \lambda I_V$  also have trivial kernels (Theorem KPLT [594]). So the generalized eigenspace of a scalar that is not already an eigenvalue would be trivial. Alright, we know enough now to compute some generalized eigenspaces. We will record some information about algebraic and geometric multiplicities of eigenvalues (Definition AME [394], Definition GME [394]) as we go, since these observations will be of interest in light of some future theorems.

#### Example GE4

##### Generalized eigenspaces, dimension 4 domain

In Example TIS [605] we presented two invariant subspaces of  $\mathbb{C}^4$ . There was some mystery about just how these were constructed, but we can now reveal that they are generalized eigenspaces. Example TIS [605] featured  $T: \mathbb{C}^4 \mapsto \mathbb{C}^4$  defined by  $T(\mathbf{x}) = A\mathbf{x}$  with  $A$  given by

$$A = \begin{bmatrix} -8 & 6 & -15 & 9 \\ -8 & 14 & -10 & 18 \\ 1 & 1 & 3 & 0 \\ 3 & -8 & 2 & -11 \end{bmatrix}$$

A matrix representation of  $T$  relative to the standard basis (Definition SUV [169]) will equal  $A$ . So we can analyze  $A$  with the techniques of Chapter E [384]. Doing so, we find two eigenvalues,  $\lambda = 1, -2$ , with multiplicities,

$$\begin{aligned} \alpha_T(1) &= 2 & \gamma_T(1) &= 1 \\ \alpha_T(-2) &= 2 & \gamma_T(-2) &= 1 \end{aligned}$$

To apply Theorem GEK [609] we subtract each eigenvalue from the diagonal entries of  $A$ , raise the result to the power  $\dim(\mathbb{C}^4) = 4$ , and compute a basis for the null space.

$$\begin{aligned} \lambda = -2 \quad (A - (-2)I_4)^4 &= \begin{bmatrix} 648 & -1215 & 729 & -1215 \\ -324 & 486 & -486 & 486 \\ -405 & 729 & -486 & 729 \\ 297 & -486 & 405 & -486 \end{bmatrix} \xrightarrow{\text{RREF}} \begin{bmatrix} 1 & 0 & 3 & 0 \\ 0 & 1 & 1 & 1 \\ 0 & 0 & 0 & 0 \\ 0 & 0 & 0 & 0 \end{bmatrix} \\ \mathcal{G}_T(-2) &= \left\langle \left\{ \begin{bmatrix} -3 \\ -1 \\ 1 \\ 0 \end{bmatrix}, \begin{bmatrix} 0 \\ -1 \\ 0 \\ 1 \end{bmatrix} \right\} \right\rangle \end{aligned}$$

$$\lambda = 1 \quad (A - (1)I_4)^4 = \begin{bmatrix} 81 & -405 & -81 & -729 \\ -108 & -189 & -378 & -486 \\ -27 & 135 & 27 & 243 \\ 135 & 54 & 351 & 243 \end{bmatrix} \xrightarrow{\text{RREF}} \begin{bmatrix} 1 & 0 & 7 & 1 \\ 0 & 1 & 3 & 2 \\ 0 & 0 & 0 & 0 \\ 0 & 0 & 0 & 0 \end{bmatrix}$$

$$\mathcal{G}_T(1) = \left\langle \left\{ \begin{bmatrix} -7 \\ -2 \\ 3 \\ 0 \end{bmatrix}, \begin{bmatrix} -1 \\ -2 \\ 0 \\ 1 \end{bmatrix} \right\} \right\rangle$$

In Example TIS [605] we concluded that these two invariant subspaces formed a direct sum of  $\mathbb{C}^4$ , only at that time, they were called  $X$  and  $W$ . Now we can write

$$\mathbb{C}^4 = \mathcal{G}_T(1) \oplus \mathcal{G}_T(-2)$$

This is no accident. Notice that the dimension of each of these invariant subspaces is equal to the algebraic multiplicity of the associated eigenvalue. Not an accident either. (See the upcoming Theorem GESD [622].)  $\square$

### Example GE6

#### Generalized eigenspaces, dimension 6 domain

Define the linear transformation  $S: \mathbb{C}^6 \mapsto \mathbb{C}^6$  by  $S(\mathbf{x}) = B\mathbf{x}$  where

$$B = \begin{bmatrix} 2 & -4 & 25 & -54 & 90 & -37 \\ 2 & -3 & 4 & -16 & 26 & -8 \\ 2 & -3 & 4 & -15 & 24 & -7 \\ 10 & -18 & 6 & -36 & 51 & -2 \\ 8 & -14 & 0 & -21 & 28 & 4 \\ 5 & -7 & -6 & -7 & 8 & 7 \end{bmatrix}$$

Then  $B$  will be the matrix representation of  $S$  relative to the standard basis (Definition SUV [169]) and we can use the techniques of Chapter E [384] applied to  $B$  in order to find the eigenvalues of  $S$ .

$$\begin{aligned} \alpha_S(3) &= 2 & \gamma_S(3) &= 1 \\ \alpha_S(-1) &= 4 & \gamma_S(-1) &= 2 \end{aligned}$$

To find the generalized eigenspaces of  $S$  we need to subtract an eigenvalue from the diagonal elements of  $B$ , raise the result to the power  $\dim(\mathbb{C}^6) = 6$  and compute the null space. Here are the results for the two eigenvalues of  $S$ ,

$$\lambda = 3 \quad (B - 3I_6)^6 = \begin{bmatrix} 64000 & -152576 & -59904 & 26112 & -95744 & 133632 \\ 15872 & -39936 & -11776 & 8704 & -29184 & 36352 \\ 12032 & -30208 & -9984 & 6400 & -20736 & 26368 \\ -1536 & 11264 & -23040 & 17920 & -17920 & -1536 \\ -9728 & 27648 & -6656 & 9728 & -1536 & -17920 \\ -7936 & 17920 & 5888 & 1792 & 4352 & -14080 \end{bmatrix}$$

$$\xrightarrow{\text{RREF}} \begin{bmatrix} 1 & 0 & 0 & 0 & -4 & 5 \\ 0 & 1 & 0 & 0 & -1 & 1 \\ 0 & 0 & 1 & 0 & -1 & 1 \\ 0 & 0 & 0 & 1 & -2 & 1 \\ 0 & 0 & 0 & 0 & 0 & 0 \\ 0 & 0 & 0 & 0 & 0 & 0 \end{bmatrix}$$

$$\mathcal{G}_S(3) = \left\langle \left\{ \begin{bmatrix} 4 \\ 1 \\ 1 \\ 2 \\ 1 \\ 0 \end{bmatrix}, \begin{bmatrix} -5 \\ -1 \\ -1 \\ -1 \\ 0 \\ 1 \end{bmatrix} \right\} \right\rangle$$

$$\lambda = -1 \quad (B - (-1)I_6)^6 = \begin{bmatrix} 6144 & -16384 & 18432 & -36864 & 57344 & -18432 \\ 4096 & -8192 & 4096 & -16384 & 24576 & -4096 \\ 4096 & -8192 & 4096 & -16384 & 24576 & -4096 \\ 18432 & -32768 & 6144 & -61440 & 90112 & -6144 \\ 14336 & -24576 & 2048 & -45056 & 65536 & -2048 \\ 10240 & -16384 & -2048 & -28672 & 40960 & 2048 \end{bmatrix}$$

$$\xrightarrow{\text{RREF}} \begin{bmatrix} 1 & 0 & -5 & 2 & -4 & 5 \\ 0 & 1 & -3 & 3 & -5 & 3 \\ 0 & 0 & 0 & 0 & 0 & 0 \\ 0 & 0 & 0 & 0 & 0 & 0 \\ 0 & 0 & 0 & 0 & 0 & 0 \\ 0 & 0 & 0 & 0 & 0 & 0 \end{bmatrix}$$

$$\mathcal{G}_S(-1) = \left\langle \left\{ \begin{bmatrix} 5 \\ 3 \\ 1 \\ 0 \\ 0 \\ 0 \end{bmatrix}, \begin{bmatrix} -2 \\ -3 \\ 0 \\ 1 \\ 0 \\ 0 \end{bmatrix}, \begin{bmatrix} 4 \\ 5 \\ 0 \\ 0 \\ 1 \\ 0 \end{bmatrix}, \begin{bmatrix} -5 \\ -3 \\ 0 \\ 0 \\ 0 \\ 1 \end{bmatrix} \right\} \right\rangle$$

If we take the union of the two bases for these two invariant subspaces we obtain the set

$$C = \{\mathbf{v}_1, \mathbf{v}_2, \mathbf{v}_3, \mathbf{v}_4, \mathbf{v}_5, \mathbf{v}_6\}$$

$$= \left\{ \begin{bmatrix} 4 \\ 1 \\ 1 \\ 2 \\ 1 \\ 0 \end{bmatrix}, \begin{bmatrix} -5 \\ -1 \\ -1 \\ -1 \\ 0 \\ 1 \end{bmatrix}, \begin{bmatrix} 5 \\ 3 \\ 1 \\ 0 \\ 0 \\ 0 \end{bmatrix}, \begin{bmatrix} -2 \\ -3 \\ 0 \\ 1 \\ 0 \\ 0 \end{bmatrix}, \begin{bmatrix} 4 \\ 5 \\ 0 \\ 0 \\ 1 \\ 0 \end{bmatrix}, \begin{bmatrix} -5 \\ -3 \\ 0 \\ 0 \\ 0 \\ 1 \end{bmatrix} \right\}$$

You can check that this set is linearly independent (right now we have no guarantee this will happen). Once this is verified, we have a linearly independent set of size 6 inside a vector space of dimension 6, so by Theorem G [345], the set  $C$  is a basis for  $\mathbb{C}^6$ . This is enough to apply Theorem DSFB [351] and conclude that

$$\mathbb{C}^6 = \mathcal{G}_S(3) \oplus \mathcal{G}_S(-1)$$

This is no accident. Notice that the dimension of each of these invariant subspaces is equal to the algebraic multiplicity of the associated eigenvalue. Not an accident either. (See the upcoming Theorem GESD [622].)  $\square$

## Subsection RLT Restrictions of Linear Transformations

Generalized eigenspaces will prove to be an important type of invariant subspace. A second reason for our interest in invariant subspaces is they provide us with another method for creating new linear transformations from old ones.

**Definition LTR**
**Linear Transformation Restriction**

Suppose that  $T: V \mapsto V$  is a linear transformation, and  $U$  is an invariant subspace of  $V$  relative to  $T$ . Define the **restriction** of  $T$  to  $U$  by

$$T|_U: U \mapsto U \qquad T|_U(\mathbf{u}) = T(\mathbf{u})$$

(This definition contains Notation LTR.) △

It might appear that this definition has not accomplished anything, as  $T|_U$  would appear to take on exactly the same values as  $T$ . And this is true. However,  $T|_U$  differs from  $T$  in the choice of domain and codomain. We tend to give little attention to the domain and codomain of functions, while their defining rules get the spotlight. But the restriction of a linear transformation is all about the choice of domain and codomain. We are *restricting* the rule of the function to a smaller subspace. Notice the importance of only using this construction with an invariant subspace, since otherwise we cannot be assured that the outputs of the function are even contained in the codomain. Maybe this observation should be the key step in the proof of a theorem saying that  $T|_U$  is also a linear transformation, but we won't bother.

**Example LTRGE**
**Linear transformation restriction on generalized eigenspace**

In order to gain some experience with restrictions of linear transformations, we construct one and then also construct a matrix representation for the restriction. Furthermore, we will use a generalized eigenspace as the invariant subspace for the construction of the restriction.

Consider the linear transformation  $T: \mathbb{C}^5 \mapsto \mathbb{C}^5$  defined by  $T(\mathbf{x}) = A\mathbf{x}$ , where

$$A = \begin{bmatrix} -22 & -24 & -24 & -24 & -46 \\ 3 & 2 & 6 & 0 & 11 \\ -12 & -16 & -6 & -14 & -17 \\ 6 & 8 & 4 & 10 & 8 \\ 11 & 14 & 8 & 13 & 18 \end{bmatrix}$$

One of the eigenvalues of  $A$  is  $\lambda = 2$ , with geometric multiplicity  $\gamma_T(2) = 1$ , and algebraic multiplicity  $\alpha_T(2) = 3$ . We get the generalized eigenspace in the usual manner,

$$W = \mathcal{G}_T(2) = \mathcal{K}\left((T - 2I_{\mathbb{C}^5})^5\right) = \left\langle \left\{ \begin{bmatrix} -2 \\ 1 \\ 1 \\ 0 \\ 0 \end{bmatrix}, \begin{bmatrix} 0 \\ -1 \\ 0 \\ 1 \\ 0 \end{bmatrix}, \begin{bmatrix} -4 \\ 2 \\ 0 \\ 0 \\ 1 \end{bmatrix} \right\} \right\rangle = \langle \{\mathbf{w}_1, \mathbf{w}_2, \mathbf{w}_3\} \rangle$$

By Theorem GESIS [609], we know  $W$  is invariant relative to  $T$ , so we can employ Definition LTR [612] to form the restriction,  $T|_W: W \mapsto W$ .

To better understand exactly what a restriction is (and isn't), we'll form a matrix representation of  $T|_W$ . This will also be a skill we will use in subsequent examples. For a basis of  $W$  we will use  $C = \{\mathbf{w}_1, \mathbf{w}_2, \mathbf{w}_3\}$ . Notice that  $\dim(W) = 3$ , so our matrix representation will be a square matrix of size 3. Applying Definition MR [524], we compute

$$\begin{aligned} \rho_C(T(\mathbf{w}_1)) &= \rho_C(A\mathbf{w}_1) = \rho_C\left(\begin{bmatrix} -4 \\ 2 \\ 2 \\ 0 \\ 0 \end{bmatrix}\right) = \rho_C\left(2\begin{bmatrix} -2 \\ 1 \\ 1 \\ 0 \\ 0 \end{bmatrix} + 0\begin{bmatrix} 0 \\ -1 \\ 0 \\ 1 \\ 0 \end{bmatrix} + 0\begin{bmatrix} -4 \\ 2 \\ 0 \\ 0 \\ 1 \end{bmatrix}\right) = \begin{bmatrix} 2 \\ 0 \\ 0 \end{bmatrix} \\ \rho_C(T(\mathbf{w}_2)) &= \rho_C(A\mathbf{w}_2) = \rho_C\left(\begin{bmatrix} 0 \\ -2 \\ 2 \\ 2 \\ -1 \end{bmatrix}\right) = \rho_C\left(2\begin{bmatrix} -2 \\ 1 \\ 1 \\ 0 \\ 0 \end{bmatrix} + 2\begin{bmatrix} 0 \\ -1 \\ 0 \\ 1 \\ 0 \end{bmatrix} + (-1)\begin{bmatrix} -4 \\ 2 \\ 0 \\ 0 \\ 1 \end{bmatrix}\right) = \begin{bmatrix} 2 \\ 2 \\ -1 \end{bmatrix} \end{aligned}$$



$$\rho_C(T(\mathbf{w}_3)) = \rho_C(A\mathbf{w}_3) = \rho_C\left(\begin{bmatrix} -6 \\ 3 \\ -1 \\ 0 \\ 2 \end{bmatrix}\right) = \rho_C\left((-1)\begin{bmatrix} -2 \\ 1 \\ 1 \\ 0 \\ 0 \end{bmatrix} + 0\begin{bmatrix} 0 \\ -1 \\ 0 \\ 1 \\ 0 \end{bmatrix} + 2\begin{bmatrix} -4 \\ 2 \\ 0 \\ 0 \\ 1 \end{bmatrix}\right) = \begin{bmatrix} -1 \\ 0 \\ 2 \end{bmatrix}$$

So the matrix representation of  $T|_W$  relative to  $C$  is

$$M_{C,C}^{T|_W} = \begin{bmatrix} 2 & 2 & -1 \\ 0 & 2 & 0 \\ 0 & -1 & 2 \end{bmatrix}$$

The question arises: how do we use a  $3 \times 3$  matrix to compute with vectors from  $\mathbb{C}^5$ ? To answer this question, consider the randomly chosen vector

$$\mathbf{w} = \begin{bmatrix} -4 \\ 4 \\ 4 \\ -2 \\ -1 \end{bmatrix}$$

First check that  $\mathbf{w} \in \mathcal{G}_T(2)$ . There are two ways to do this, first verify that

$$(T - 2I_{\mathbb{C}^5})^5(\mathbf{w}) = (A - 2I_5)^5\mathbf{w} = \mathbf{0}$$

meeting Definition GES [608] (with  $k = 5$ ). Or, express  $\mathbf{w}$  as a linear combination of the basis  $C$  for  $W$ , to wit,  $\mathbf{w} = 4\mathbf{w}_1 - 2\mathbf{w}_2 - \mathbf{w}_3$ . Now compute  $T|_W(\mathbf{w})$  directly using Definition LTR [612],

$$T|_W(\mathbf{w}) = T(\mathbf{w}) = A\mathbf{w} = \begin{bmatrix} -10 \\ 9 \\ 5 \\ -4 \\ 0 \end{bmatrix}$$

It was necessary to verify that  $\mathbf{w} \in \mathcal{G}_T(2)$ , and if we trust our work so far, then this output will also be an element of  $W$ , but it would be wise to check this anyway (using either of the methods we used for  $\mathbf{w}$ ). We'll wait.

Now we will repeat this sample computation, but instead using the matrix representation of  $T|_W$  relative to  $C$ .

$$\begin{aligned} T|_W(\mathbf{w}) &= \rho_C^{-1}\left(M_{C,C}^{T|_W}\rho_C(\mathbf{w})\right) && \text{Theorem FTMR [526]} \\ &= \rho_C^{-1}\left(M_{C,C}^{T|_W}\rho_C(4\mathbf{w}_1 - 2\mathbf{w}_2 - \mathbf{w}_3)\right) \\ &= \rho_C^{-1}\left(\begin{bmatrix} 2 & 2 & -1 \\ 0 & 2 & 0 \\ 0 & -1 & 2 \end{bmatrix}\begin{bmatrix} 4 \\ -2 \\ -1 \end{bmatrix}\right) && \text{Definition VR [512]} \\ &= \rho_C^{-1}\left(\begin{bmatrix} 5 \\ -4 \\ 0 \end{bmatrix}\right) && \text{Definition MVP [190]} \\ &= 5\mathbf{w}_1 - 4\mathbf{w}_2 + 0\mathbf{w}_3 && \text{Definition VR [512]} \\ &= 5\begin{bmatrix} -2 \\ 1 \\ 1 \\ 0 \\ 0 \end{bmatrix} + (-4)\begin{bmatrix} 0 \\ -1 \\ 0 \\ 1 \\ 0 \end{bmatrix} + 0\begin{bmatrix} -4 \\ 2 \\ 0 \\ 0 \\ 1 \end{bmatrix} \end{aligned}$$

$$= \begin{bmatrix} -10 \\ 9 \\ 5 \\ -4 \\ 0 \end{bmatrix}$$

which matches the previous computation. Notice how the “action” of  $T|_W$  is accomplished by a  $3 \times 3$  matrix multiplying a column vector of size 3. If you would like more practice with these sorts of computations, mimic the above using the other eigenvalue of  $T$ , which is  $\lambda = -2$ . The generalized eigenspace has dimension 2, so the matrix representation of the restriction to the generalized eigenspace will be a  $2 \times 2$  matrix.  $\square$

Suppose that  $T: V \mapsto V$  is a linear transformation and we can find a decomposition of  $V$  as a direct sum, say  $V = U_1 \oplus U_2 \oplus U_3 \oplus \cdots \oplus U_m$  where each  $U_i$  is an invariant subspace of  $V$  relative to  $T$ . Then, for any  $\mathbf{v} \in V$  there is a unique decomposition  $\mathbf{v} = \mathbf{u}_1 + \mathbf{u}_2 + \mathbf{u}_3 + \cdots + \mathbf{u}_m$  with  $\mathbf{u}_i \in U_i$ ,  $1 \leq i \leq m$  and furthermore

$$\begin{aligned} T(\mathbf{v}) &= T(\mathbf{u}_1 + \mathbf{u}_2 + \mathbf{u}_3 + \cdots + \mathbf{u}_m) && \text{Definition DS [351]} \\ &= T(\mathbf{u}_1) + T(\mathbf{u}_2) + T(\mathbf{u}_3) + \cdots + T(\mathbf{u}_m) && \text{Theorem LTLC [446]} \\ &= T|_{U_1}(\mathbf{u}_1) + T|_{U_2}(\mathbf{u}_2) + T|_{U_3}(\mathbf{u}_3) + \cdots + T|_{U_m}(\mathbf{u}_m) \end{aligned}$$

So in a very real sense, we obtain a decomposition of the linear transformation  $T$  into the restrictions  $T|_{U_i}$ ,  $1 \leq i \leq m$ . If we wanted to be more careful, we could extend each restriction to a linear transformation defined on  $V$  by setting the output of  $T|_{U_i}$  to be the zero vector for inputs outside of  $U_i$ . Then  $T$  would be exactly equal to the sum (Definition LTA [451]) of these extended restrictions. However, the irony of extending our restrictions is more than we could handle right now.

Our real interest is in the matrix representation of a linear transformation when the domain decomposes as a direct sum of invariant subspaces. Consider forming a basis  $B$  of  $V$  as the union of bases  $B_i$  from the individual  $U_i$ , i.e.  $B = \cup_{i=1}^m B_i$ . Now form the matrix representation of  $T$  relative to  $B$ . The result will be block diagonal, where each block is the matrix representation of a restriction  $T|_{U_i}$  relative to a basis  $B_i$ ,  $M_{B_i, B_i}^{T|_{U_i}}$ . Though we did not have the definitions to describe it then, this is exactly what was going on in the latter portion of the proof of Theorem CFNLT [597]. Two examples should help to clarify these ideas.

### Example ISMR4

#### Invariant subspaces, matrix representation, dimension 4 domain

Example TIS [605] and Example GE4 [610] describe a basis of  $\mathbb{C}^4$  which is derived from bases for two invariant subspaces (both generalized eigenspaces). In this example we will construct a matrix representation of the linear transformation  $T$  relative to this basis. Recycling the notation from Example TIS [605], we work with the basis,

$$B = \{\mathbf{w}_1, \mathbf{w}_2, \mathbf{x}_1, \mathbf{x}_2\} = \left\{ \begin{bmatrix} -7 \\ -2 \\ 3 \\ 0 \end{bmatrix}, \begin{bmatrix} -1 \\ -2 \\ 0 \\ 1 \end{bmatrix}, \begin{bmatrix} -3 \\ -1 \\ 1 \\ 0 \end{bmatrix}, \begin{bmatrix} 0 \\ -1 \\ 0 \\ 1 \end{bmatrix} \right\}$$

Now we compute the matrix representation of  $T$  relative to  $B$ , borrowing some computations from Example TIS [605],

$$\begin{aligned} \rho_B(T(\mathbf{w}_1)) &= \rho_B \left( \begin{bmatrix} -1 \\ -2 \\ 0 \\ 1 \end{bmatrix} \right) = \rho_B((0)\mathbf{w}_1 + (1)\mathbf{w}_2) = \begin{bmatrix} 0 \\ 1 \\ 0 \\ 0 \end{bmatrix} \\ \rho_B(T(\mathbf{w}_2)) &= \rho_B \left( \begin{bmatrix} 5 \\ -2 \\ -3 \\ 2 \end{bmatrix} \right) = \rho_B((-1)\mathbf{w}_1 + (2)\mathbf{w}_2) = \begin{bmatrix} -1 \\ 2 \\ 0 \\ 0 \end{bmatrix} \end{aligned}$$

$$\rho_B(T(\mathbf{x}_1)) = \rho_B \begin{pmatrix} 3 \\ 0 \\ -1 \\ 1 \end{pmatrix} = \rho_B((-1)\mathbf{x}_1 + (1)\mathbf{x}_2) = \begin{bmatrix} 0 \\ 0 \\ -1 \\ 1 \end{bmatrix}$$

$$\rho_B(T(\mathbf{x}_2)) = \rho_B \begin{pmatrix} 3 \\ 4 \\ -1 \\ -3 \end{pmatrix} = \rho_B((-1)\mathbf{x}_1 + (-3)\mathbf{x}_2) = \begin{bmatrix} 0 \\ 0 \\ -1 \\ -3 \end{bmatrix}$$

Applying Definition MR [524], we have

$$M_{B,B}^T = \begin{bmatrix} 0 & -1 & 0 & 0 \\ 1 & 2 & 0 & 0 \\ 0 & 0 & -1 & -1 \\ 0 & 0 & 1 & -3 \end{bmatrix}$$

The interesting feature of this representation is the two  $2 \times 2$  blocks on the diagonal that arise from the decomposition of  $\mathbb{C}^4$  into a direct sum (of generalized eigenspaces). Or maybe the interesting feature of this matrix is the two  $2 \times 2$  submatrices in the “other” corners that are all zero. You decide.  $\square$

### Example ISMR6

#### Invariant subspaces, matrix representation, dimension 6 domain

In Example GE6 [611] we computed the generalized eigenspaces of the linear transformation  $S: \mathbb{C}^6 \mapsto \mathbb{C}^6$  by  $S(\mathbf{x}) = B\mathbf{x}$  where

$$\begin{bmatrix} 2 & -4 & 25 & -54 & 90 & -37 \\ 2 & -3 & 4 & -16 & 26 & -8 \\ 2 & -3 & 4 & -15 & 24 & -7 \\ 10 & -18 & 6 & -36 & 51 & -2 \\ 8 & -14 & 0 & -21 & 28 & 4 \\ 5 & -7 & -6 & -7 & 8 & 7 \end{bmatrix}$$

From this we found the basis

$$C = \{\mathbf{v}_1, \mathbf{v}_2, \mathbf{v}_3, \mathbf{v}_4, \mathbf{v}_5, \mathbf{v}_6\}$$

$$= \left\{ \begin{bmatrix} 4 \\ 1 \\ 1 \\ 2 \\ 1 \\ 0 \end{bmatrix}, \begin{bmatrix} -5 \\ -1 \\ -1 \\ -1 \\ 0 \\ 1 \end{bmatrix}, \begin{bmatrix} 5 \\ 3 \\ 1 \\ 0 \\ 0 \\ 0 \end{bmatrix}, \begin{bmatrix} -2 \\ -3 \\ 0 \\ 1 \\ 0 \\ 0 \end{bmatrix}, \begin{bmatrix} 4 \\ 5 \\ 0 \\ 0 \\ 1 \\ 0 \end{bmatrix}, \begin{bmatrix} -5 \\ -3 \\ 0 \\ 0 \\ 0 \\ 1 \end{bmatrix} \right\}$$

of  $\mathbb{C}^6$  where  $\{\mathbf{v}_1, \mathbf{v}_2\}$  is a basis of  $\mathcal{G}_S(3)$  and  $\{\mathbf{v}_3, \mathbf{v}_4, \mathbf{v}_5, \mathbf{v}_6\}$  is a basis of  $\mathcal{G}_S(-1)$ . We can employ  $C$  in the construction of a matrix representation of  $S$  (Definition MR [524]). Here are the computations,

$$\rho_C(S(\mathbf{v}_1)) = \rho_C \begin{pmatrix} 11 \\ 3 \\ 3 \\ 7 \\ 4 \\ 1 \end{pmatrix} = \rho_C(4\mathbf{v}_1 + 1\mathbf{v}_2) = \begin{bmatrix} 4 \\ 1 \\ 0 \\ 0 \\ 0 \\ 0 \end{bmatrix}$$

$$\rho_C(S(\mathbf{v}_2)) = \rho_C \begin{pmatrix} -14 \\ -3 \\ -3 \\ -4 \\ -1 \\ 2 \end{pmatrix} = \rho_C((-1)\mathbf{v}_1 + 2\mathbf{v}_2) = \begin{bmatrix} -1 \\ 2 \\ 0 \\ 0 \\ 0 \\ 0 \end{bmatrix}$$

$$\begin{aligned}
 \rho_C(S(\mathbf{v}_3)) &= \rho_C \begin{pmatrix} 23 \\ 5 \\ 5 \\ 2 \\ -2 \\ -2 \end{pmatrix} = \rho_C(5\mathbf{v}_3 + 2\mathbf{v}_4 + (-2)\mathbf{v}_5 + (-2)\mathbf{v}_6) = \begin{pmatrix} 0 \\ 0 \\ 5 \\ 2 \\ -2 \\ -2 \end{pmatrix} \\
 \rho_C(S(\mathbf{v}_4)) &= \rho_C \begin{pmatrix} -46 \\ -11 \\ -10 \\ -2 \\ 5 \\ 4 \end{pmatrix} = \rho_C((-10)\mathbf{v}_3 + (-2)\mathbf{v}_4 + 5\mathbf{v}_5 + 4\mathbf{v}_6) = \begin{pmatrix} 0 \\ 0 \\ -10 \\ -2 \\ 5 \\ 4 \end{pmatrix} \\
 \rho_C(S(\mathbf{v}_5)) &= \rho_C \begin{pmatrix} 78 \\ 19 \\ 17 \\ 1 \\ -10 \\ -7 \end{pmatrix} = \rho_C(17\mathbf{v}_3 + 1\mathbf{v}_4 + (-10)\mathbf{v}_5 + (-7)\mathbf{v}_6) = \begin{pmatrix} 0 \\ 0 \\ 17 \\ 1 \\ -10 \\ -7 \end{pmatrix} \\
 \rho_C(S(\mathbf{v}_6)) &= \rho_C \begin{pmatrix} -35 \\ -9 \\ -8 \\ 2 \\ 6 \\ 3 \end{pmatrix} = \rho_C((-8)\mathbf{v}_3 + 2\mathbf{v}_4 + 6\mathbf{v}_5 + 3\mathbf{v}_6) = \begin{pmatrix} 0 \\ 0 \\ -8 \\ 2 \\ 6 \\ 3 \end{pmatrix}
 \end{aligned}$$

These column vectors are the columns of the matrix representation, so we obtain

$$M_{C,C}^S = \begin{bmatrix} 4 & -1 & 0 & 0 & 0 & 0 \\ 1 & 2 & 0 & 0 & 0 & 0 \\ 0 & 0 & 5 & -10 & 17 & -8 \\ 0 & 0 & 2 & -2 & 1 & 2 \\ 0 & 0 & -2 & 5 & -10 & 6 \\ 0 & 0 & -2 & 4 & -7 & 3 \end{bmatrix}$$

As before, the key feature of this representation is the  $2 \times 2$  and  $4 \times 4$  blocks on the diagonal. We will discover in the final theorem of this section (Theorem RGEN [618]) that we already understand these blocks fairly well. For now, we recognize them as arising from generalized eigenspaces and suspect that their sizes are equal to the algebraic multiplicities of the eigenvalues.  $\square$

The paragraph prior to these last two examples is worth repeating. A basis derived from a direct sum decomposition into invariant subspaces will provide a matrix representation of a linear transformation with a block diagonal form.

Diagonalizing a linear transformation is the most extreme example of decomposing a vector space into invariant subspaces. When a linear transformation is diagonalizable, then there is a basis composed of eigenvectors (Theorem DC [423]). Each of these basis vectors can be used individually as the lone element of a spanning set for an invariant subspace (Theorem EIS [606]). So the domain decomposes into a direct sum of one-dimensional invariant subspaces (Theorem DSFB [351]). The corresponding matrix representation is then block diagonal with all the blocks of size 1, i.e. the matrix is diagonal. Section NLT [588], Section IS [605] and Section JCF [622] are all devoted to generalizing this extreme situation when there are not enough eigenvectors available to make such a complete decomposition and arrive at such an elegant matrix representation.

One last theorem will roll up much of this section and Section NLT [588] into one nice, neat package.

### Theorem RGEN

### Restriction to Generalized Eigenspace is Nilpotent

Suppose  $T: V \mapsto V$  is a linear transformation with eigenvalue  $\lambda$ . Then the linear transformation  $T|_{\mathcal{G}_T(\lambda)} - \lambda I_{\mathcal{G}_T(\lambda)}$  is nilpotent.  $\square$

**Proof** Notice first that every subspace of  $V$  is invariant with respect to  $I_V$ , so  $I_{\mathcal{G}_T(\lambda)} = I_V|_{\mathcal{G}_T(\lambda)}$ . Let  $n = \dim(V)$  and choose  $\mathbf{v} \in \mathcal{G}_T(\lambda)$ . Then

$$\begin{aligned} (T|_{\mathcal{G}_T(\lambda)} - \lambda I_{\mathcal{G}_T(\lambda)})^n(\mathbf{v}) &= (T - \lambda I_V)^n(\mathbf{v}) && \text{Definition LTR [612]} \\ &= \mathbf{0} && \text{Theorem GEK [609]} \end{aligned}$$

So by Definition NLT [588],  $T|_{\mathcal{G}_T(\lambda)} - \lambda I_{\mathcal{G}_T(\lambda)}$  is nilpotent.  $\blacksquare$

The proof of Theorem RGEN [618] indicates that the index of the nilpotent linear transformation is less than or equal to the dimension of  $V$ . In practice, it will be less than or equal to the dimension of the domain of the linear transformation,  $\mathcal{G}_T(\lambda)$ . In any event, the exact value of this index will be of some interest, so we define it now. Notice that this is a property of the eigenvalue  $\lambda$ , similar to the algebraic and geometric multiplicities (Definition AME [394], Definition GME [394]).

### Definition IE

#### Index of an Eigenvalue

Suppose  $T: V \mapsto V$  is a linear transformation with eigenvalue  $\lambda$ . Then the **index** of  $\lambda$ ,  $\iota_T(\lambda)$ , is the index of the nilpotent linear transformation  $T|_{\mathcal{G}_T(\lambda)} - \lambda I_{\mathcal{G}_T(\lambda)}$ . (This definition contains Notation IE.)  $\triangle$

### Example GENR6

#### Generalized eigenspaces and nilpotent restrictions, dimension 6 domain

In Example GE6 [611] we computed the generalized eigenspaces of the linear transformation  $S: \mathbb{C}^6 \mapsto \mathbb{C}^6$  defined by  $S(\mathbf{x}) = B\mathbf{x}$  where

$$\begin{bmatrix} 2 & -4 & 25 & -54 & 90 & -37 \\ 2 & -3 & 4 & -16 & 26 & -8 \\ 2 & -3 & 4 & -15 & 24 & -7 \\ 10 & -18 & 6 & -36 & 51 & -2 \\ 8 & -14 & 0 & -21 & 28 & 4 \\ 5 & -7 & -6 & -7 & 8 & 7 \end{bmatrix}$$

The generalized eigenspace,  $\mathcal{G}_S(3)$ , has dimension 2, while  $\mathcal{G}_S(-1)$ , has dimension 4. We'll investigate each thoroughly in turn, with the intent being to illustrate Theorem RGEN [618]. Much of our computations will be repeats of those done in Example ISMR6 [616].

For  $U = \mathcal{G}_S(3)$  we compute a matrix representation of  $S|_U$  using the basis found in Example GE6 [611],

$$B = \{\mathbf{u}_1, \mathbf{u}_2\} = \left\{ \begin{bmatrix} 4 \\ 1 \\ 1 \\ 2 \\ 1 \\ 0 \end{bmatrix}, \begin{bmatrix} -5 \\ -1 \\ -1 \\ -1 \\ 0 \\ 1 \end{bmatrix} \right\}$$

Since  $B$  has size 2, we obtain a  $2 \times 2$  matrix representation (Definition MR [524]) from

$$\rho_B(S|_U(\mathbf{u}_1)) = \rho_B \left( \begin{bmatrix} 11 \\ 3 \\ 3 \\ 7 \\ 4 \\ 1 \end{bmatrix} \right) = \rho_B(4\mathbf{u}_1 + \mathbf{u}_2) = \begin{bmatrix} 4 \\ 1 \end{bmatrix}$$

$$\rho_B(S|_U(\mathbf{u}_2)) = \rho_B \left( \begin{bmatrix} -14 \\ -3 \\ -3 \\ -4 \\ -1 \\ 2 \end{bmatrix} \right) = \rho_B((-1)\mathbf{u}_1 + 2\mathbf{u}_2) = \begin{bmatrix} -1 \\ 2 \end{bmatrix}$$

Thus

$$M = M_{U,U}^{S|_U} = \begin{bmatrix} 4 & -1 \\ 1 & 2 \end{bmatrix}$$

Now we can illustrate Theorem RGEN [618] with powers of the matrix representation (rather than the restriction itself),

$$M - 3I_2 = \begin{bmatrix} 1 & -1 \\ 1 & -1 \end{bmatrix} \quad (M - 3I_2)^2 = \begin{bmatrix} 0 & 0 \\ 0 & 0 \end{bmatrix}$$

So  $M - 3I_2$  is a nilpotent matrix of index 2 (meaning that  $S|_U - 3I_U$  is a nilpotent linear transformation of index 2) and according to Definition IE [618] we say  $\iota_S(3) = 2$ .

For  $W = \mathcal{G}_S(-1)$  we compute a matrix representation of  $S|_W$  using the basis found in Example GE6 [611],

$$C = \{\mathbf{w}_1, \mathbf{w}_2, \mathbf{w}_3, \mathbf{w}_4\} = \left\{ \begin{bmatrix} 5 \\ 3 \\ 1 \\ 0 \\ 0 \\ 0 \end{bmatrix}, \begin{bmatrix} -2 \\ -3 \\ 0 \\ 1 \\ 0 \\ 0 \end{bmatrix}, \begin{bmatrix} 4 \\ 5 \\ 0 \\ 0 \\ 1 \\ 0 \end{bmatrix}, \begin{bmatrix} -5 \\ -3 \\ 0 \\ 0 \\ 0 \\ 1 \end{bmatrix} \right\}$$

Since  $C$  has size 4, we obtain a  $4 \times 4$  matrix representation (Definition MR [524]) from

$$\begin{aligned} \rho_C(S|_W(\mathbf{w}_1)) &= \rho_C \left( \begin{bmatrix} 23 \\ 5 \\ 5 \\ 2 \\ -2 \\ -2 \end{bmatrix} \right) = \rho_C(5\mathbf{w}_1 + 2\mathbf{w}_2 + (-2)\mathbf{w}_3 + (-2)\mathbf{w}_4) = \begin{bmatrix} 5 \\ 2 \\ -2 \\ -2 \end{bmatrix} \\ \rho_C(S|_W(\mathbf{w}_2)) &= \rho_C \left( \begin{bmatrix} -46 \\ -11 \\ -10 \\ -2 \\ 5 \\ 4 \end{bmatrix} \right) = \rho_C((-10)\mathbf{w}_1 + (-2)\mathbf{w}_2 + 5\mathbf{w}_3 + 4\mathbf{w}_4) = \begin{bmatrix} -10 \\ -2 \\ 5 \\ 4 \end{bmatrix} \\ \rho_C(S|_W(\mathbf{w}_3)) &= \rho_C \left( \begin{bmatrix} 78 \\ 19 \\ 17 \\ 1 \\ -10 \\ -7 \end{bmatrix} \right) = \rho_C(17\mathbf{w}_1 + \mathbf{w}_2 + (-10)\mathbf{w}_3 + (-7)\mathbf{w}_4) = \begin{bmatrix} 17 \\ 1 \\ -10 \\ -7 \end{bmatrix} \\ \rho_C(S|_W(\mathbf{w}_4)) &= \rho_C \left( \begin{bmatrix} -35 \\ -9 \\ -8 \\ 2 \\ 6 \\ 3 \end{bmatrix} \right) = \rho_C((-8)\mathbf{w}_1 + 2\mathbf{w}_2 + 6\mathbf{w}_3 + 3\mathbf{w}_4) = \begin{bmatrix} -8 \\ 2 \\ 6 \\ 3 \end{bmatrix} \end{aligned}$$

Thus

$$N = M_{W,W}^{S|_W} = \begin{bmatrix} 5 & -10 & 17 & -8 \\ 2 & -2 & 1 & 2 \\ -2 & 5 & -10 & 6 \\ -2 & 4 & -7 & 3 \end{bmatrix}$$

Now we can illustrate Theorem RGEN [618] with powers of the matrix representation (rather than the restriction itself),

$$\begin{aligned} N - (-1)I_4 &= \begin{bmatrix} 6 & -10 & 17 & -8 \\ 2 & -1 & 1 & 2 \\ -2 & 5 & -9 & 6 \\ -2 & 4 & -7 & 4 \end{bmatrix} \\ (N - (-1)I_4)^2 &= \begin{bmatrix} -2 & 3 & -5 & 2 \\ 4 & -6 & 10 & -4 \\ 4 & -6 & 10 & -4 \\ 2 & -3 & 5 & -2 \end{bmatrix} \\ (N - (-1)I_4)^3 &= \begin{bmatrix} 0 & 0 & 0 & 0 \\ 0 & 0 & 0 & 0 \\ 0 & 0 & 0 & 0 \\ 0 & 0 & 0 & 0 \end{bmatrix} \end{aligned}$$

So  $N - (-1)I_4$  is a nilpotent matrix of index 3 (meaning that  $S|_W - (-1)I_W$  is a nilpotent linear transformation of index 3) and according to Definition IE [618] we say  $\iota_S(-1) = 3$ .

Notice that if we were to take the union of the two bases of the generalized eigenspaces, we would have a basis for  $\mathbb{C}^6$ . Then a matrix representation of  $S$  relative to this basis would be the same block diagonal matrix we found in Example ISMR6 [616], only we now understand each of these blocks as being very close to being a nilpotent matrix.  $\square$

Invariant subspaces, and restrictions of linear transformations, are topics you will see again and again if you continue with further study of linear algebra. Our reasons for discussing them now is to arrive at a nice matrix representation of the restriction of a linear transformation to one of its generalized eigenspaces. Here's the theorem.

### Theorem MRRGE

#### Matrix Representation of a Restriction to a Generalized Eigenspace

Suppose that  $T: V \mapsto V$  is a linear transformation with eigenvalue  $\lambda$ . Then there is a basis of the the generalized eigenspace  $\mathcal{G}_T(\lambda)$  such that the restriction  $T|_{\mathcal{G}_T(\lambda)}: \mathcal{G}_T(\lambda) \mapsto \mathcal{G}_T(\lambda)$  has a matrix representation that is block diagonal where each block is a Jordan block of the form  $J_n(\lambda)$ .  $\square$

**Proof** Theorem RGEN [618] tells us that  $T|_{\mathcal{G}_T(\lambda)} - \lambda I_{\mathcal{G}_T(\lambda)}$  is a nilpotent linear transformation. Theorem CFNLT [597] tells us that a nilpotent linear transformation has a basis for its domain that yields a matrix representation that is block diagonal where the blocks are Jordan blocks of the form  $J_n(0)$ . Let  $B$  be a basis of  $\mathcal{G}_T(\lambda)$  that yields such a matrix representation for  $T|_{\mathcal{G}_T(\lambda)} - \lambda I_{\mathcal{G}_T(\lambda)}$ .

By Definition LTA [451], we can write

$$T|_{\mathcal{G}_T(\lambda)} = (T|_{\mathcal{G}_T(\lambda)} - \lambda I_{\mathcal{G}_T(\lambda)}) + \lambda I_{\mathcal{G}_T(\lambda)}$$

The matrix representation of  $\lambda I_{\mathcal{G}_T(\lambda)}$  relative to the basis  $B$  is then simply the diagonal matrix  $\lambda I_m$ , where  $m = \dim(\mathcal{G}_T(\lambda))$ . By Theorem MRSALT [530] we have the rather unwieldy expression,

$$\begin{aligned} M_{B,B}^{T|_{\mathcal{G}_T(\lambda)}} &= M_{B,B}^{(T|_{\mathcal{G}_T(\lambda)} - \lambda I_{\mathcal{G}_T(\lambda)}) + \lambda I_{\mathcal{G}_T(\lambda)}} \\ &= M_{B,B}^{T|_{\mathcal{G}_T(\lambda)} - \lambda I_{\mathcal{G}_T(\lambda)}} + M_{B,B}^{\lambda I_{\mathcal{G}_T(\lambda)}} \end{aligned}$$

The first of these matrix representations has Jordan blocks with zero in every diagonal entry, while the second matrix representation has  $\lambda$  in every diagonal entry. The result of adding the two representations is to convert the Jordan blocks from the form  $J_n(0)$  to the form  $J_n(\lambda)$ . ■

Of course, Theorem CFNLT [597] provides some extra information on the sizes of the Jordan blocks in a representation and we could carry over this information to Theorem MRRGE [620], but will save that for a subsequent application of this result.



## Section JCF

### Jordan Canonical Form

THIS SECTION IS IN DRAFT FORM  
NEEDS EXAMPLES NEAR BEGINNING

We have seen in Section IS [605] that generalized eigenspaces are invariant subspaces that in every instance have led to a direct sum decomposition of the domain of the associated linear transformation. This allows us to create a block diagonal matrix representation (Example ISMR4 [615], Example ISMR6 [616]). We also know from Theorem RGEN [618] that the restriction of a linear transformation to a generalized eigenspace is almost a nilpotent linear transformation. Of course, we understand nilpotent linear transformations very well from Section NLT [588] and we have carefully determined a nice matrix representation for them.

So here is the game plan for the final push. Prove that the domain of a linear transformation always decomposes into a direct sum of generalized eigenspaces. We have unravelled Theorem RGEN [618] at Theorem MRRGE [620] so that we can formulate the matrix representations of the restrictions on the generalized eigenspaces using our storehouse of results about nilpotent linear transformations. Arrive at a matrix representation of *any* linear transformation that is block diagonal with each block being a Jordan block.

### Subsection GESD

#### Generalized Eigenspace Decomposition

In Theorem UTMR [580] we were able to show that any linear transformation from  $V$  to  $V$  has an upper triangular matrix representation (Definition UTM [579]). We will now show that we can improve on the basis yielding this representation by massaging the basis so that the matrix representation is also block diagonal. The subspaces associated with each block will be generalized eigenspaces, so the most general result will be a decomposition of the domain of a linear transformation into a direct sum of generalized eigenspaces.

#### Theorem GESD

##### Generalized Eigenspace Decomposition

Suppose that  $T(V)$  is a linear transformation with distinct eigenvalues  $\lambda_1, \lambda_2, \lambda_3, \dots, \lambda_m$ . Then

$$V = \mathcal{G}_T(\lambda_1) \oplus \mathcal{G}_T(\lambda_2) \oplus \mathcal{G}_T(\lambda_3) \oplus \cdots \oplus \mathcal{G}_T(\lambda_m)$$

□

**Proof** Suppose that  $\dim(V) = n$  and the  $n$  (not necessarily distinct) eigenvalues of  $T$  are *scalarlist* $pn$ . We begin with a basis of  $V$  that yields an upper triangular matrix representation, as guaranteed by Theorem UTMR [580],  $B = \{\mathbf{x}_1, \mathbf{x}_2, \mathbf{x}_3, \dots, \mathbf{x}_n\}$ . Since the matrix representation is upper triangular, and the eigenvalues of the linear transformation are the diagonal elements we can choose this basis so that there are then scalars  $a_{ij}$ ,  $1 \leq j \leq n$ ,  $1 \leq i \leq j - 1$  such that

$$T(\mathbf{x}_j) = \sum_{i=1}^{j-1} a_{ij}\mathbf{x}_i + \rho_j\mathbf{x}_j$$

We now define a new basis for  $V$  which is just a slight variation in the basis  $B$ . Choose any  $k$  and  $\ell$  such that  $1 \leq k < \ell \leq n$  and  $\rho_k \neq \rho_\ell$ . Define the scalar  $\alpha = a_{k\ell}/(\rho_\ell - \rho_k)$ . The new basis is  $C = \{\mathbf{y}_1, \mathbf{y}_2, \mathbf{y}_3, \dots, \mathbf{y}_n\}$  where

$$\mathbf{y}_j = \mathbf{x}_j, \quad j \neq \ell, \quad 1 \leq j \leq n \qquad \mathbf{y}_\ell = \mathbf{x}_\ell + \alpha\mathbf{x}_k$$

We now compute the values of the linear transformation  $T$  with inputs from  $C$ , noting carefully the changed scalars in the linear combinations of  $C$  describing the outputs. These changes will translate to minor changes in the matrix representation built using the basis  $C$ . There are three cases to consider, depending on which column of the matrix representation we are examining. First, assume  $j < \ell$ . Then

$$\begin{aligned} T(\mathbf{y}_j) &= T(\mathbf{x}_j) \\ &= \sum_{i=1}^{j-1} a_{ij}\mathbf{x}_i + \rho_j\mathbf{x}_j \\ &= \sum_{i=1}^{j-1} a_{ij}\mathbf{y}_i + \rho_j\mathbf{y}_j \end{aligned}$$

That seems a bit pointless. The first  $\ell - 1$  columns of the matrix representations of  $T$  relative to  $B$  and  $C$  are identical. OK, if that was too easy, here's the main act. Assume  $j = \ell$ . Then

$$\begin{aligned} T(\mathbf{y}_\ell) &= T(\mathbf{x}_\ell + \alpha\mathbf{x}_k) \\ &= T(\mathbf{x}_\ell) + \alpha T(\mathbf{x}_k) \\ &= \left( \sum_{i=1}^{\ell-1} a_{i\ell}\mathbf{x}_i + \rho_\ell\mathbf{x}_\ell \right) + \alpha \left( \sum_{i=1}^{k-1} a_{ik}\mathbf{x}_i + \rho_k\mathbf{x}_k \right) \\ &= \sum_{i=1}^{\ell-1} a_{i\ell}\mathbf{x}_i + \rho_\ell\mathbf{x}_\ell + \sum_{i=1}^{k-1} \alpha a_{ik}\mathbf{x}_i + \alpha\rho_k\mathbf{x}_k \\ &= \sum_{i=1}^{\ell-1} a_{i\ell}\mathbf{x}_i + \sum_{i=1}^{k-1} \alpha a_{ik}\mathbf{x}_i + \alpha\rho_k\mathbf{x}_k + \rho_\ell\mathbf{x}_\ell \\ &= \sum_{\substack{i=1 \\ i \neq k}}^{\ell-1} a_{i\ell}\mathbf{x}_i + \sum_{i=1}^{k-1} \alpha a_{ik}\mathbf{x}_i + a_{k\ell}\mathbf{x}_k + \alpha\rho_k\mathbf{x}_k + \rho_\ell\mathbf{x}_\ell \\ &= \sum_{\substack{i=1 \\ i \neq k}}^{\ell-1} a_{i\ell}\mathbf{x}_i + \sum_{i=1}^{k-1} \alpha a_{ik}\mathbf{x}_i + a_{k\ell}\mathbf{x}_k + \alpha\rho_k\mathbf{x}_k - \rho_\ell\alpha\mathbf{x}_k + \rho_\ell\alpha\mathbf{x}_k + \rho_\ell\mathbf{x}_\ell \\ &= \sum_{\substack{i=1 \\ i \neq k}}^{\ell-1} a_{i\ell}\mathbf{x}_i + \sum_{i=1}^{k-1} \alpha a_{ik}\mathbf{x}_i + (a_{k\ell} + \alpha\rho_k - \rho_\ell\alpha)\mathbf{x}_k + \rho_\ell(\alpha\mathbf{x}_k + \mathbf{x}_\ell) \\ &= \sum_{\substack{i=1 \\ i \neq k}}^{\ell-1} a_{i\ell}\mathbf{x}_i + \sum_{i=1}^{k-1} \alpha a_{ik}\mathbf{x}_i + (a_{k\ell} + \alpha(\rho_k - \rho_\ell))\mathbf{x}_k + \rho_\ell(\mathbf{x}_\ell + \alpha\mathbf{x}_k) \\ &= \sum_{\substack{i=1 \\ i \neq k}}^{\ell-1} a_{i\ell}\mathbf{y}_i + \sum_{i=1}^{k-1} \alpha a_{ik}\mathbf{y}_i + (a_{k\ell} + \alpha(\rho_k - \rho_\ell))\mathbf{y}_k + \rho_\ell\mathbf{y}_\ell \end{aligned}$$

So how different are the matrix representations relative to  $B$  and  $C$  in column  $\ell$ ? For  $i > k$ , the coefficient of  $\mathbf{y}_i$  is  $a_{ij}$ , as in the representation relative to  $B$ . It is a different story for  $i \leq k$ , where the coefficients of  $\mathbf{y}_i$  may be very different. We are especially interested in the coefficient of  $\mathbf{y}_k$ . In fact, this whole first part of this proof is about this particular entry of the matrix representation. The coefficient of  $\mathbf{y}_k$  is

$$\begin{aligned} a_{k\ell} + \alpha(\rho_k - \rho_\ell) &= a_{k\ell} + \frac{a_{kl}}{\rho_\ell - \rho_k}(\rho_k - \rho_\ell) \\ &= a_{k\ell} + (-1)a_{kl} \\ &= 0 \end{aligned}$$

If the definition of  $\alpha$  was a mystery, then no more. In the matrix representation of  $T$  relative to  $C$ , the entry in column  $\ell$ , row  $k$  is a zero. Nice. The only price we pay is that other entries in column  $\ell$ , specifically rows 1 through  $k - 1$ , may also change in a way we can't control.

One more case to consider. Assume  $j > \ell$ . Then

$$\begin{aligned}
 T(\mathbf{y}_j) &= T(\mathbf{x}_j) \\
 &= \sum_{i=1}^{j-1} a_{ij}\mathbf{x}_i + \rho_j\mathbf{x}_j \\
 &= \sum_{\substack{i=1 \\ i \neq \ell, k}}^{j-1} a_{ij}\mathbf{x}_i + a_{\ell j}\mathbf{x}_\ell + a_{kj}\mathbf{x}_k + \rho_j\mathbf{x}_j \\
 &= \sum_{\substack{i=1 \\ i \neq \ell, k}}^{j-1} a_{ij}\mathbf{x}_i + a_{\ell j}\mathbf{x}_\ell + \alpha a_{\ell j}\mathbf{x}_k - \alpha a_{\ell j}\mathbf{x}_k + a_{kj}\mathbf{x}_k + \rho_j\mathbf{x}_j \\
 &= \sum_{\substack{i=1 \\ i \neq \ell, k}}^{j-1} a_{ij}\mathbf{x}_i + a_{\ell j}(\mathbf{x}_\ell + \alpha\mathbf{x}_k) + (a_{kj} - \alpha a_{\ell j})\mathbf{x}_k + \rho_j\mathbf{x}_j \\
 &= \sum_{\substack{i=1 \\ i \neq \ell, k}}^{j-1} a_{ij}\mathbf{y}_i + a_{\ell j}\mathbf{y}_\ell + (a_{kj} - \alpha a_{\ell j})\mathbf{y}_k + \rho_j\mathbf{y}_j
 \end{aligned}$$

As before, we ask: how different are the matrix representations relative to  $B$  and  $C$  in column  $j$ ? Only  $\mathbf{y}_k$  has a coefficient different from the corresponding coefficient when the basis is  $B$ . So in the matrix representations, the only entries to change are in row  $k$ , for columns  $\ell + 1$  through  $n$ .

What have we accomplished? With a change of basis, we can place a zero in a desired entry (row  $k$ , column  $\ell$ ) of the matrix representation, leaving most of the entries untouched. The only entries to possibly change are above the new zero entry, or to the right of the new zero entry. Suppose we repeat this procedure, starting by “zeroing out” the entry above the diagonal in the second column and first row. Then we move right to the third column, and zero out the element just above the diagonal in the second row. Next we zero out the element in the third column and first row. Then tackle the fourth column, work upwards from the diagonal, zeroing out elements as we go. Entries above, and to the right will repeatedly change, but newly created zeros will never get wrecked, since they are below, or just to the left of the entry we are working on. Similarly the values on the diagonal do not change either. This entire argument can be retooled in the language of change-of-basis matrices and similarity transformations, and this is the approach taken by Noble in his *Applied Linear Algebra*. It is interesting to concoct the change-of-basis matrix between the matrices  $B$  and  $C$  and compute the inverse.

Perhaps you have noticed that we have to be just a bit more careful than the previous paragraph suggests. The definition of  $\alpha$  has a denominator that cannot be zero, which restricts our maneuvers to zeroing out entries in row  $k$  and column  $\ell$  only when  $\rho_k \neq \rho_\ell$ . So we do not necessarily arrive at a diagonal matrix. More carefully we can write

$$T(\mathbf{y}_j) = \sum_{\substack{i=1 \\ i: \rho_i = \rho_j}}^{j-1} b_{ij}\mathbf{y}_i + \rho_j\mathbf{y}_j$$

where the  $b_{ij}$  are our new coefficients after repeated changes, the  $\mathbf{y}_j$  are the new basis vectors, and the condition “ $i : \rho_i = \rho_j$ ” means that we only have terms in the sum involving vectors whose final coefficients are identical diagonal values (the eigenvalues). Now reorder the basis vectors carefully. Group together vectors that have equal diagonal entries in the matrix representation, but within each group preserve the order of the precursor basis. This grouping will create a block diagonal structure for the matrix representation, while otherwise preserving the order of the basis will retain

the upper triangular form of the representation. So we can arrive at a basis that yields a matrix representation that is upper triangular and block diagonal, with the diagonal entries of each block all equal to a common eigenvalue of the linear transformation.

More carefully, employing the distinct eigenvalues of  $T$ ,  $\lambda_i$ ,  $1 \leq i \leq m$ , we can assert there is a set of basis vectors for  $V$ ,  $\mathbf{u}_{ij}$ ,  $1 \leq i \leq m$ ,  $1 \leq j \leq \alpha_T(\lambda_i)$ , such that

$$T(\mathbf{u}_{ij}) = \sum_{k=1}^{j-1} b_{ijk} \mathbf{u}_{ik} + \lambda_i \mathbf{u}_{ij}$$

So the subspace  $U_i = \langle \{\mathbf{u}_{ij} \mid 1 \leq j \leq \alpha_T(\lambda_i)\} \rangle$ ,  $1 \leq i \leq m$  is an invariant subspace of  $V$  relative to  $T$  and the restriction  $T|_{U_i}$  has an upper triangular matrix representation relative to the basis  $\{\mathbf{u}_{ij} \mid 1 \leq j \leq \alpha_T(\lambda_i)\}$  where the diagonal entries are all equal to  $\lambda_i$ . Notice too that with this definition,

$$V = U_1 \oplus U_2 \oplus U_3 \oplus \cdots \oplus U_m$$

Whew. This is a good place to take a break, grab a cup of coffee, use the toilet, or go for a short stroll, before we show that  $U_i$  is a subspace of the generalized eigenspace  $\mathcal{G}_T(\lambda_i)$ . This will follow if we can prove that each of the basis vectors for  $U_i$  is a generalized eigenvector of  $T$  for  $\lambda_i$  (Definition GEV [608]). We need some power of  $T - \lambda_i I_V$  that takes  $\mathbf{u}_{ij}$  to the zero vector. We prove by induction on  $j$  (Technique I [670]) the claim that  $(T - \lambda_i I_V)^j(\mathbf{u}_{ij}) = \mathbf{0}$ . For  $j = 1$  we have,

$$\begin{aligned} (T - \lambda_i I_V)(\mathbf{u}_{i1}) &= T(\mathbf{u}_{i1}) - \lambda_i I_V(\mathbf{u}_{i1}) \\ &= T(\mathbf{u}_{i1}) - \lambda_i \mathbf{u}_{i1} \\ &= \lambda_i \mathbf{u}_{i1} - \lambda_i \mathbf{u}_{i1} \\ &= \mathbf{0} \end{aligned}$$

For the induction step, assume that if  $k < j$ , then  $(T - \lambda_i I_V)^k$  takes  $\mathbf{u}_{ik}$  to the zero vector. Then

$$\begin{aligned} (T - \lambda_i I_V)^j(\mathbf{u}_{ij}) &= (T - \lambda_i I_V)^{j-1}((T - \lambda_i I_V)(\mathbf{u}_{ij})) \\ &= (T - \lambda_i I_V)^{j-1}(T(\mathbf{u}_{ij}) - \lambda_i I_V(\mathbf{u}_{ij})) \\ &= (T - \lambda_i I_V)^{j-1}(T(\mathbf{u}_{ij}) - \lambda_i \mathbf{u}_{ij}) \\ &= (T - \lambda_i I_V)^{j-1} \left( \sum_{k=1}^{j-1} b_{ijk} \mathbf{u}_{ik} + \lambda_i \mathbf{u}_{ij} - \lambda_i \mathbf{u}_{ij} \right) \\ &= (T - \lambda_i I_V)^{j-1} \left( \sum_{k=1}^{j-1} b_{ijk} \mathbf{u}_{ik} \right) \\ &= \sum_{k=1}^{j-1} b_{ijk} (T - \lambda_i I_V)^{j-1}(\mathbf{u}_{ik}) \\ &= \sum_{k=1}^{j-1} b_{ijk} (T - \lambda_i I_V)^{j-1-k} \left( (T - \lambda_i I_V)^k(\mathbf{u}_{ik}) \right) \\ &= \sum_{k=1}^{j-1} b_{ijk} (T - \lambda_i I_V)^{j-1-k}(\mathbf{0}) \\ &= \sum_{k=1}^{j-1} b_{ijk} \mathbf{0} \\ &= \mathbf{0} \end{aligned}$$

This completes the induction step. Since every vector of the spanning set for  $U_i$  is an element of the subspace  $\mathcal{G}_T(\lambda_i)$ , Property AC [272] and Property SC [272] allow us to conclude that  $U_i \subseteq \mathcal{G}_T(\lambda_i)$ .

Then by Definition S [285],  $U_i$  is a subspace of  $\mathcal{G}_T(\lambda_i)$ . Notice that this inductive proof could be interpreted to say that every element of  $U_i$  is a generalized eigenvector of  $T$  for  $\lambda_i$ , and the algebraic multiplicity of  $\lambda_i$  is a sufficiently high power to demonstrate this via the definition for each vector.

We are now prepared for our final argument in this long proof. We wish to establish that the dimension of the subspace  $\mathcal{G}_T(\lambda_i)$  is the algebraic multiplicity of  $\lambda_i$ . This will be enough to show that  $U_i$  and  $\mathcal{G}_T(\lambda_i)$  are equal, and will finally provide the desired direct sum decomposition.

We will prove by induction (Technique I [670]) the following claim. Suppose that  $T: V \mapsto V$  is a linear transformation and  $B$  is a basis for  $V$  that provides an upper triangular matrix representation of  $T$ . The number of times any eigenvalue  $\lambda$  occurs on the diagonal of the representation is greater than or equal to the dimension of the generalized eigenspace  $\mathcal{G}_T(\lambda)$ .

We will use the symbol  $m$  for the dimension of  $V$  so as to avoid confusion with our notation for the nullity. So  $\dim V = m$  and our proof will proceed by induction on  $m$ . Use the notation  $\#_T(\lambda)$  to count the number of times  $\lambda$  occurs on the diagonal of a matrix representation of  $T$ . We want to show that

$$\begin{aligned} \#_T(\lambda) &\geq \dim(\mathcal{G}_T(\lambda)) \\ &= \dim(\mathcal{K}((T - \lambda)^m)) && \text{Theorem GEK [609]} \\ &= n((T - \lambda)^m) && \text{Definition NOLT [499]} \end{aligned}$$

For the base case,  $\dim V = 1$ . Every matrix representation of  $T$  is an upper triangular matrix with the lone eigenvalue of  $T$ ,  $\lambda$ , as the diagonal entry. So  $\#_T(\lambda) = 1$ . The generalized eigenspace of  $\lambda$  is not trivial (since by Theorem GEK [609] it equals the regular eigenspace), and is a subspace of  $V$ . With Theorem PSSD [348] we see that  $\dim(\mathcal{G}_T(\lambda)) = 1$ .

Now for the induction step, assume the claim is true for any linear transformation defined on a vector space with dimension  $m - 1$  or less. Suppose that  $B = \{\mathbf{v}_1, \mathbf{v}_2, \mathbf{v}_3, \dots, \mathbf{v}_m\}$  is a basis for  $V$  that yields a diagonal matrix representation for  $T$  with diagonal entries  $\lambda_1, \lambda_2, \lambda_3, \dots, \lambda_m$ . Then  $U = \langle\{\mathbf{v}_1, \mathbf{v}_2, \mathbf{v}_3, \dots, \mathbf{v}_{m-1}\}\rangle$  is a subspace of  $V$  that is invariant relative to  $T$ . The restriction  $T|_U: U \mapsto U$  is then a linear transformation defined on  $U$ , a vector space of dimension  $m - 1$ . A matrix representation of  $T|_U$  relative to the basis  $C = \{\mathbf{v}_1, \mathbf{v}_2, \mathbf{v}_3, \dots, \mathbf{v}_{m-1}\}$  will be an upper triangular matrix with diagonal entries  $\lambda_1, \lambda_2, \lambda_3, \dots, \lambda_{m-1}$ . We can therefore apply the induction hypothesis to  $T|_U$  and its representation relative to  $C$ .

Suppose that  $\lambda$  is any eigenvalue of  $T$ . Then suppose that  $\mathbf{v} \in \mathcal{K}((T - \lambda_V)^m)$ . As an element of  $V$ , we can write  $\mathbf{v}$  as a linear combination of the basis elements of  $B$ , or more compactly, there is a vector  $\mathbf{u} \in U$  and a scalar  $\alpha$  such that  $\mathbf{v} = \mathbf{u} + \alpha\mathbf{v}_m$ . Then,

$$\begin{aligned} &\alpha(\lambda_m - \lambda)^m \mathbf{v}_m \\ &= \alpha(T - \lambda I_V)^m(\mathbf{v}_m) && \text{Theorem EOMP [408]} \\ &= \mathbf{0} + \alpha(T - \lambda I_V)^m(\mathbf{v}_m) && \text{Property Z [272]} \\ &= -(T - \lambda I_V)^m(\mathbf{u}) + (T - \lambda I_V)^m(\mathbf{u}) + \alpha(T - \lambda I_V)^m(\mathbf{v}_m) && \text{Property AI [273]} \\ &= -(T - \lambda I_V)^m(\mathbf{u}) + (T - \lambda I_V)^m(\mathbf{u} + \alpha\mathbf{v}_m) && \text{Theorem LTLC [446]} \\ &= -(T - \lambda I_V)^m(\mathbf{u}) + (T - \lambda I_V)^m(\mathbf{v}) && \text{Theorem LTLC [446]} \\ &= -(T - \lambda I_V)^m(\mathbf{u}) + \mathbf{0} && \text{Definition KLT [464]} \\ &= -(T - \lambda I_V)^m(\mathbf{u}) && \text{Property Z [272]} \end{aligned}$$

The final expression in this string of equalities is an element of  $U$  since  $U$  is invariant relative to both  $T$  and  $I_V$ . The expression at the beginning is a scalar multiple of  $\mathbf{v}_m$ , and as such cannot be a nonzero element of  $U$  without violating the linear independence of  $B$ . So

$$\alpha(\lambda_m - \lambda)^m \mathbf{v}_m = \mathbf{0}$$

The vector  $\mathbf{v}_m$  is nonzero since  $B$  is linearly independent, so Theorem SMEZV [280] tells us that  $\alpha(\lambda_m - \lambda)^m = 0$ . From the properties of scalar multiplication, we are confronted with two possibilities.

Our first case is that  $\lambda \neq \lambda_m$ . Notice then that  $\lambda$  occurs the same number of times along the diagonal in the representations of  $T|_U$  and  $T$ . Now  $\alpha = 0$  and  $\mathbf{v} = \mathbf{u} + 0\mathbf{v}_m = \mathbf{u}$ . Since  $\mathbf{v}$  was chosen as an arbitrary element of  $\mathcal{K}((T - \lambda I_V)^m)$ , Definition SSET [659] says that  $\mathcal{K}((T - \lambda I_V)^m) \subseteq U$ . It is always the case that  $\mathcal{K}((T|_U - \lambda I_U)^m) \subseteq \mathcal{K}((T - \lambda I_V)^m)$ . However, we can also see that in this case, the opposite set inclusion is true as well. By Definition SE [660] we have  $\mathcal{K}((T|_U - \lambda I_U)^m) = \mathcal{K}((T - \lambda I_V)^m)$ . Then

$$\begin{aligned}
 \#_T(\lambda) &= \#_{T|_U}(\lambda) \\
 &\geq \dim(\mathcal{G}_{T|_U}(\lambda)) && \text{Induction Hypothesis} \\
 &= \dim\left(\mathcal{K}\left((T|_U - \lambda I_U)^{m-1}\right)\right) && \text{Theorem GEK [609]} \\
 &= \dim(\mathcal{K}((T|_U - \lambda I_U)^m)) && \text{Theorem KPLT [594]} \\
 &= \dim(\mathcal{K}((T - \lambda I_V)^m)) \\
 &= \dim(\mathcal{G}_T(\lambda)) && \text{Theorem GEK [609]}
 \end{aligned}$$

The second case is that  $\lambda = \lambda_m$ . Notice then that  $\lambda$  occurs one more time along the diagonal in the representation of  $T$  compared to the representation of  $T|_U$ . Then

$$\begin{aligned}
 (T|_U - \lambda I_U)^m(\mathbf{u}) &= (T - \lambda I_V)^m(\mathbf{u}) \\
 &= (T - \lambda I_V)^m(\mathbf{u}) + \mathbf{0} && \text{Property Z [272]} \\
 &= (T - \lambda I_V)^m(\mathbf{u}) + \alpha(\lambda_m - \lambda)^m \mathbf{v}_m && \text{Theorem ZSSM [279]} \\
 &= (T - \lambda I_V)^m(\mathbf{u}) + \alpha(T - \lambda I_V)^m(\mathbf{v}_m) && \text{Theorem EOMP [408]} \\
 &= (T - \lambda I_V)^m(\mathbf{u} + \alpha \mathbf{v}_m) && \text{Theorem LTLC [446]} \\
 &= (T - \lambda I_V)^m(\mathbf{v}) \\
 &= \mathbf{0} && \text{Definition KLT [464]}
 \end{aligned}$$

So  $\mathbf{u} \in \mathcal{K}(T|_U - \lambda I_U)$ . The vector  $\mathbf{v}$  is an arbitrary member of  $\mathcal{K}((T - \lambda I_V)^m)$  and is also equal to an element of  $\mathcal{K}(T|_U - \lambda I_U)$  plus a scalar multiple of the vector  $\mathbf{v}_m$ . This observation yields

$$\dim(\mathcal{K}((T - \lambda I_V)^m)) \leq \dim(\mathcal{K}(T|_U - \lambda I_U)) + 1$$

Now count eigenvalues on the diagonal,

$$\begin{aligned}
 \#_T(\lambda) &= \#_{T|_U}(\lambda) + 1 \\
 &\geq \dim(\mathcal{G}_{T|_U}(\lambda)) + 1 && \text{Induction Hypothesis} \\
 &= \dim\left(\mathcal{K}\left((T|_U - \lambda I_U)^{m-1}\right)\right) + 1 && \text{Theorem GEK [609]} \\
 &= \dim(\mathcal{K}((T|_U - \lambda I_U)^m)) + 1 && \text{Theorem KPLT [594]} \\
 &\geq \dim(\mathcal{K}((T - \lambda I_V)^m)) \\
 &= \dim(\mathcal{G}_T(\lambda)) && \text{Theorem GEK [609]}
 \end{aligned}$$

In Theorem UTMR [580] we constructed an upper triangular matrix representation of  $T$  where each eigenvalue occurred  $\alpha_T(\lambda)$  times on the diagonal. So

$$\begin{aligned}
 \alpha_T(\lambda_i) &= \#_T(\lambda_i) && \text{Theorem UTMR [580]} \\
 &\geq \dim(\mathcal{G}_T(\lambda_i)) \\
 &\geq \dim(U_i) && \text{Theorem PSSD [348]} \\
 &= \alpha_T(\lambda_i) && \text{Theorem PSSD [348]}
 \end{aligned}$$

Thus,  $\dim(\mathcal{G}_T(\lambda_i)) = \alpha_T(\lambda_i)$  and by Theorem EDYES [348],  $U_i = \mathcal{G}_T(\lambda_i)$  and we can write

$$\begin{aligned} V &= U_1 \oplus U_2 \oplus U_3 \oplus \cdots \oplus U_m \\ &= \mathcal{G}_T(\lambda_1) \oplus \mathcal{G}_T(\lambda_2) \oplus \mathcal{G}_T(\lambda_3) \oplus \cdots \oplus \mathcal{G}_T(\lambda_m) \end{aligned}$$

■

Besides a nice decomposition into invariant subspaces, this proof has a bonus for us.

**Theorem DGES**

**Dimension of Generalized Eigenspaces**

Suppose  $T: V \mapsto V$  is a linear transformation with eigenvalue  $\lambda$ . Then the dimension of the generalized eigenspace for  $\lambda$  is the algebraic multiplicity of  $\lambda$ ,  $\dim(\mathcal{G}_T(\lambda_i)) = \alpha_T(\lambda_i)$ . □

**Proof** At the very end of the proof of Theorem GESD [622] we obtain the inequalities

$$\alpha_T(\lambda_i) \leq \dim(\mathcal{G}_T(\lambda_i)) \leq \alpha_T(\lambda_i)$$

which establishes the desired equality. ■

**Subsection JCF**

**Jordan Canonical Form**

---

Now we are in a position to define what we (and others) regard as an especially nice matrix representation. The word “canonical” has at its root, the word “canon,” which has various meanings. One is the set of laws established by a church council. Another is a set of writings that are authentic, important or representative. Here we take to mean the accepted, or best, representative among a variety of choices. Every linear transformation admits a variety of representations, and will declare one as the best. Hopefully you will agree.

**Definition JCF**

**Jordan Canonical Form**

A square matrix is in **Jordan canonical form** if it meets the following requirements:

1. The matrix is block diagonal.
2. Each block is a Jordan block.
3. If  $\rho < \lambda$  then the block  $J_k(\rho)$  occupies rows with indices greater than the indices of the rows occupied by  $J_\ell(\lambda)$ .
4. If  $\rho = \lambda$  and  $\ell < k$ , then the block  $J_\ell(\lambda)$  occupies rows with indices greater than the indices of the rows occupied by  $J_k(\lambda)$ .

△

**Theorem JCFLT**

**Jordan Canonical Form for a Linear Transformation**

Suppose  $T: V \mapsto V$  is a linear transformation. Then there is a basis  $B$  for  $V$  such that the matrix representation of  $T$  with the following properties:

1. The matrix representation is in Jordan canonical form.
2. If  $J_k(\lambda)$  is one of the Jordan blocks, then  $\lambda$  is an eigenvalue of  $T$ .
3. For a fixed value of  $\lambda$ , the largest block of the form  $J_k(\lambda)$  has size equal to the index of  $\lambda$ ,  $\nu_T(\lambda)$ .

4. For a fixed value of  $\lambda$ , the number of blocks of the form  $J_k(\lambda)$  is the geometric multiplicity of  $\lambda$ ,  $\gamma_T(\lambda)$ .
5. For a fixed value of  $\lambda$ , the number of rows occupied by blocks of the form  $J_k(\lambda)$  is the algebraic multiplicity of  $\lambda$ ,  $\alpha_T(\lambda)$ .

□

**Proof** This theorem is really just the consequence of applying to  $T$ , consecutively Theorem GESD [622], Theorem MRRGE [620] and Theorem CFNLT [597].

Theorem GESD [622] gives us a decomposition of  $V$  into generalized eigenspaces, one for each distinct eigenvalue. Since these generalized eigenspaces are invariant relative to  $T$ , this provides a block diagonal matrix representation where each block is the matrix representation of the restriction of  $T$  to the generalized eigenspace.

Restricting  $T$  to a generalized eigenspace results in a “nearly nilpotent” linear transformation, as stated more precisely in Theorem RGEN [618]. We unravel Theorem RGEN [618] in the proof of Theorem MRRGE [620] so that we can apply Theorem CFNLT [597] about representations of nilpotent linear transformations.

We know the dimension of a generalized eigenspace is the algebraic multiplicity of the eigenvalue (Theorem DGEN [628]), so the blocks associated with the generalized eigenspaces are square with a size equal to the algebraic multiplicity. In refining the basis for this block, and producing Jordan blocks the results of Theorem CFNLT [597] apply. The total number of blocks will be the nullity of  $T|_{\mathcal{G}_T(\lambda)} - \lambda I_{\mathcal{G}_T(\lambda)}$ , which is the geometric multiplicity of  $\lambda$  as an eigenvalue of  $T$  (Definition GME [394]). The largest of the Jordan blocks will have size equal to the index of the nilpotent linear transformation  $T|_{\mathcal{G}_T(\lambda)} - \lambda I_{\mathcal{G}_T(\lambda)}$ , which is exactly the definition of the index of the eigenvalue  $\lambda$  (Definition IE [618]). ■

Before we do some examples of this result, notice how close Jordan canonical form is to a diagonal matrix. Or, equivalently, notice how close we have come to diagonalizing a matrix (Definition DZM [422]). We have a matrix representation which has diagonal entries that are the eigenvalues of a matrix. Each occurs on the diagonal as many times as the algebraic multiplicity. However, when the geometric multiplicity is strictly less than the algebraic multiplicity, we have some entries in the representation just above the diagonal (the “superdiagonal”). Furthermore, we have some idea how often this happens if we know the geometric multiplicity and the index of the eigenvalue.

We now recognize just how simple a diagonalizable linear transformation really is. For each eigenvalue, the generalized eigenspace is just the regular eigenspace, and it decomposes into a direct sum of one-dimensional subspaces, each spanned by a different eigenvector chosen from a basis of eigenvectors for the eigenspace.

Some authors create matrix representations of nilpotent linear transformations where the Jordan block has the ones just below the diagonal (the “subdiagonal”). No matter, it is really the same, just different. We have also defined Jordan canonical form to place blocks for the larger eigenvalues earlier, and for blocks with the same eigenvalue, we place the bigger ones earlier. This is fairly standard, but there is no reason we couldn’t order the blocks differently. It’d be the same, just different. The reason for choosing *some* ordering is to be assured that there is just *one* canonical matrix representation for each linear transformation.

### Example JCF10 Jordan canonical form, size 10



Suppose that  $T: \mathbb{C}^{10} \mapsto \mathbb{C}^{10}$  is the linear transformation defined by  $T(\mathbf{x}) = A\mathbf{x}$  where

$$A = \begin{bmatrix} -6 & 9 & -7 & -5 & 5 & 12 & -22 & 14 & 8 & 21 \\ -3 & 5 & -3 & -1 & 2 & 7 & -12 & 9 & 1 & 12 \\ 8 & -9 & 8 & 6 & 0 & -14 & 25 & -13 & -4 & -26 \\ -7 & 9 & -7 & -5 & 0 & 13 & -23 & 13 & 2 & 24 \\ 0 & -1 & 0 & -1 & -3 & -2 & 3 & -4 & -2 & -3 \\ 3 & 2 & 1 & 2 & 9 & -1 & 1 & 5 & 5 & -5 \\ -1 & 3 & -3 & -2 & 4 & 3 & -6 & 4 & 4 & 3 \\ 3 & -4 & 3 & 2 & 1 & -5 & 9 & -5 & 1 & -9 \\ 0 & 2 & 0 & 0 & 2 & 2 & -4 & 4 & 2 & 4 \\ -4 & 4 & -5 & -4 & -1 & 6 & -11 & 4 & 1 & 10 \end{bmatrix}$$

We'll find a basis for  $\mathbb{C}^{10}$  that will yield a matrix representation of  $T$  in Jordan canonical form. First we find the eigenvalues, and their multiplicities, with the techniques of Chapter E [384].

$$\begin{array}{lll} \lambda = 2 & \alpha_T(2) = 2 & \gamma_T(2) = 2 \\ \lambda = 0 & \alpha_T(0) = 3 & \gamma_T(-1) = 2 \\ \lambda = -1 & \alpha_T(-1) = 5 & \gamma_T(-1) = 2 \end{array}$$

For each eigenvalue, we can compute a generalized eigenspace. By Theorem GESD [622] we know that  $\mathbb{C}^{10}$  will decompose into a direct sum of these eigenspaces, and we can restrict  $T$  to each part of this decomposition. At this stage we know that the Jordan canonical form will be block diagonal with blocks of size 2, 3 and 5, since the dimensions of the generalized eigenspaces are equal to the algebraic multiplicities of the eigenvalues (Theorem DGES [628]). The geometric multiplicities tell us how many Jordan blocks occupy each of the three larger blocks, but we will discuss this as we analyze each eigenvalue. We do not yet know the index of each eigenvalue (though we can easily infer it for  $\lambda = 2$ ) and even if we did have this information, it only determines the size of the largest Jordan block (per eigenvalue). We will press ahead, considering each eigenvalue one at a time.

The eigenvalue  $\lambda = 2$  has “full” geometric multiplicity, and is not an impediment to diagonalizing  $T$ . We will treat it in full generality anyway. First we compute the generalized eigenspace. Since Theorem GEK [609] says that  $\mathcal{G}_T(2) = \mathcal{K}\left((T - 2I_{\mathbb{C}^{10}})^{10}\right)$  we can compute this generalized eigenspace as a null space derived from the matrix  $A$ ,

$$(A - 2I_{10})^{10} \xrightarrow{\text{RREF}} \begin{bmatrix} \boxed{1} & 0 & 0 & 0 & 0 & 0 & 0 & 0 & -2 & -1 \\ 0 & \boxed{1} & 0 & 0 & 0 & 0 & 0 & 0 & -1 & -1 \\ 0 & 0 & \boxed{1} & 0 & 0 & 0 & 0 & 0 & 1 & 2 \\ 0 & 0 & 0 & \boxed{1} & 0 & 0 & 0 & 0 & -1 & -2 \\ 0 & 0 & 0 & 0 & \boxed{1} & 0 & 0 & 0 & 1 & 0 \\ 0 & 0 & 0 & 0 & 0 & \boxed{1} & 0 & 0 & -2 & 1 \\ 0 & 0 & 0 & 0 & 0 & 0 & \boxed{1} & 0 & -1 & 0 \\ 0 & 0 & 0 & 0 & 0 & 0 & 0 & \boxed{1} & 0 & 1 \\ 0 & 0 & 0 & 0 & 0 & 0 & 0 & 0 & 0 & 0 \\ 0 & 0 & 0 & 0 & 0 & 0 & 0 & 0 & 0 & 0 \end{bmatrix}$$

$$\mathcal{G}_T(2) = \mathcal{K}\left((A - 2I_{10})^{10}\right) = \left\langle \left\{ \begin{bmatrix} 2 \\ 1 \\ -1 \\ 1 \\ -1 \\ 2 \\ 1 \\ 0 \\ 1 \\ 0 \end{bmatrix}, \begin{bmatrix} 1 \\ 1 \\ -2 \\ 2 \\ 0 \\ -1 \\ 0 \\ -1 \\ 0 \\ 1 \end{bmatrix} \right\} \right\rangle$$

The restriction of  $T$  to  $\mathcal{G}_T(2)$  relative to the two basis vectors above has a matrix representation that is a  $2 \times 2$  diagonal matrix with the eigenvalue  $\lambda = 2$  as the diagonal entries. So these two vectors will be the first two vectors in our basis for  $\mathbb{C}^{10}$ ,

$$\mathbf{v}_1 = \begin{bmatrix} 2 \\ 1 \\ -1 \\ 1 \\ -1 \\ 2 \\ 1 \\ 0 \\ 1 \\ 0 \end{bmatrix} \qquad \mathbf{v}_2 = \begin{bmatrix} 1 \\ 1 \\ -2 \\ 2 \\ 0 \\ -1 \\ 0 \\ -1 \\ 0 \\ 1 \end{bmatrix}$$

Notice that it was not strictly necessary to compute the 10-th power of  $A - 2I_{10}$ . With  $\alpha_T(2) = \gamma_T(2)$  the null space of the matrix  $A - 2I_{10}$  contains *all* of the generalized eigenvectors of  $T$  for the eigenvalue  $\lambda = 2$ . But there was no harm in computing the 10-th power either. This discussion is equivalent to the observation that the linear transformation  $T|_{\mathcal{G}_T(2)}: \mathcal{G}_T(2) \mapsto \mathcal{G}_T(2)$  is nilpotent of index 1. In other words,  $\iota_T(2) = 1$ .

The eigenvalue  $\lambda = 0$  will not be quite as simple, since the geometric multiplicity is strictly less than the algebraic multiplicity. As before, we first compute the generalized eigenspace. Since Theorem GEK [609] says that  $\mathcal{G}_T(0) = \mathcal{K}((T - 0I_{\mathbb{C}^{10}})^{10})$  we can compute this generalized eigenspace as a null space derived from the matrix  $A$ ,

$$(A - 0I_{10})^{10} \xrightarrow{\text{RREF}} \begin{bmatrix} \boxed{1} & 0 & 0 & 0 & 0 & 0 & 0 & 0 & -1 & -1 \\ 0 & \boxed{1} & 0 & 0 & 0 & 0 & -1 & 0 & -1 & 0 \\ 0 & 0 & \boxed{1} & 0 & 0 & 0 & 0 & 0 & 1 & 2 \\ 0 & 0 & 0 & \boxed{1} & 0 & 0 & 0 & 0 & -2 & -1 \\ 0 & 0 & 0 & 0 & \boxed{1} & 0 & 0 & 0 & 1 & 0 \\ 0 & 0 & 0 & 0 & 0 & \boxed{1} & -1 & 0 & -1 & 2 \\ 0 & 0 & 0 & 0 & 0 & 0 & 0 & \boxed{1} & 1 & 0 \\ 0 & 0 & 0 & 0 & 0 & 0 & 0 & 0 & 0 & 0 \\ 0 & 0 & 0 & 0 & 0 & 0 & 0 & 0 & 0 & 0 \\ 0 & 0 & 0 & 0 & 0 & 0 & 0 & 0 & 0 & 0 \end{bmatrix}$$

$$\mathcal{G}_T(0) = \mathcal{K}((A - 0I_{10})^{10}) = \left\langle \left\{ \begin{bmatrix} 0 \\ 1 \\ 0 \\ 0 \\ 0 \\ 1 \\ 1 \\ 0 \\ 0 \\ 0 \end{bmatrix}, \begin{bmatrix} 1 \\ 1 \\ -1 \\ 2 \\ -1 \\ 1 \\ 0 \\ -1 \\ 1 \\ 0 \end{bmatrix}, \begin{bmatrix} 1 \\ 0 \\ -2 \\ 1 \\ 0 \\ -2 \\ 0 \\ 0 \\ 0 \\ 1 \end{bmatrix} \right\} \right\rangle = \langle F \rangle$$

So  $\dim(\mathcal{G}_T(0)) = 3 = \alpha_T(0)$ , as expected. We will use these three basis vectors for the generalized eigenspace to construct a matrix representation of  $T|_{\mathcal{G}_T(0)}$ , where  $F$  is being defined implicitly as

the basis of  $\mathcal{G}_T(0)$ . We construct this representation as usual, applying Definition MR [524],

$$\begin{aligned} \rho_F \left( T|_{\mathcal{G}_T(0)} \left( \begin{bmatrix} 0 \\ 1 \\ 0 \\ 0 \\ 0 \\ 1 \\ 1 \\ 0 \\ 0 \\ 0 \end{bmatrix} \right) \right) &= \rho_F \begin{pmatrix} -1 \\ 0 \\ 2 \\ -1 \\ 0 \\ 2 \\ 0 \\ 0 \\ 0 \\ -1 \end{pmatrix} = \rho_F \begin{pmatrix} 1 \\ 0 \\ -2 \\ 1 \\ 0 \\ -2 \\ 0 \\ 0 \\ 0 \\ 1 \end{pmatrix} = \begin{bmatrix} 0 \\ 0 \\ -1 \end{bmatrix} \\ \rho_F \left( T|_{\mathcal{G}_T(0)} \left( \begin{bmatrix} 1 \\ 1 \\ -1 \\ 2 \\ -1 \\ 1 \\ 0 \\ -1 \\ 1 \\ 0 \end{bmatrix} \right) \right) &= \rho_F \begin{pmatrix} 1 \\ 0 \\ -2 \\ 1 \\ 0 \\ -2 \\ 0 \\ 0 \\ 0 \\ 1 \end{pmatrix} = \rho_F \begin{pmatrix} 1 \\ 0 \\ -2 \\ 1 \\ 0 \\ -2 \\ 0 \\ 0 \\ 0 \\ 1 \end{pmatrix} = \begin{bmatrix} 0 \\ 0 \\ 1 \end{bmatrix} \\ \rho_F \left( T|_{\mathcal{G}_T(0)} \left( \begin{bmatrix} 1 \\ 0 \\ -2 \\ 1 \\ 0 \\ 0 \\ 0 \\ 0 \\ 0 \\ 1 \end{bmatrix} \right) \right) &= \rho_F \begin{pmatrix} 0 \\ 0 \\ 0 \\ 0 \\ 0 \\ 0 \\ 0 \\ 0 \\ 0 \\ 0 \end{pmatrix} = \begin{bmatrix} 0 \\ 0 \\ 0 \end{bmatrix} \end{aligned}$$

So we have the matrix representation

$$M = M_{F,F}^{T|_{\mathcal{G}_T(0)}} = \begin{bmatrix} 0 & 0 & 0 \\ 0 & 0 & 0 \\ -1 & 1 & 0 \end{bmatrix}$$

By Theorem RGEN [618] we can obtain a nilpotent matrix from this matrix representation by subtracting the eigenvalue from the diagonal elements, and then we can apply Theorem CFNLT [597] to  $M - (0)I_3$ . First check that  $(M - (0)I_3)^2 = \mathcal{O}$ , so we know that the index of  $M - (0)I_3$  as a nilpotent matrix, and that therefore  $\lambda = 0$  is an eigenvalue of  $T$  with index 2,  $\iota_T(0) = 2$ . To determine a basis of  $\mathbb{C}^3$  that converts  $M - (0)I_3$  to canonical form, we need the null spaces of the powers of  $M - (0)I_3$ . For convenience, set  $N = M - (0)I_3$ .

$$\begin{aligned} \mathcal{N}(N^1) &= \left\langle \left\{ \begin{bmatrix} 1 \\ 1 \\ 0 \end{bmatrix}, \begin{bmatrix} 0 \\ 0 \\ 1 \end{bmatrix} \right\} \right\rangle \\ \mathcal{N}(N^2) &= \left\langle \left\{ \begin{bmatrix} 1 \\ 0 \\ 0 \end{bmatrix}, \begin{bmatrix} 0 \\ 1 \\ 0 \end{bmatrix}, \begin{bmatrix} 0 \\ 0 \\ 1 \end{bmatrix} \right\} \right\rangle = \mathbb{C}^3 \end{aligned}$$

Then we choose a vector from  $\mathcal{N}(N^2)$  that is not an element of  $\mathcal{N}(N^1)$ . Any vector with unequal

first two entries will fit the bill, say

$$\mathbf{z}_{2,1} = \begin{bmatrix} 1 \\ 0 \\ 0 \end{bmatrix}$$

where we are employing the notation in Theorem CFNLT [597]. The next step is to multiply this vector by  $N$  to get part of the basis for  $\mathcal{N}(N^1)$ ,

$$\mathbf{z}_{1,1} = N\mathbf{z}_{2,1} = \begin{bmatrix} 0 & 0 & 0 \\ 0 & 0 & 0 \\ -1 & 1 & 0 \end{bmatrix} \begin{bmatrix} 1 \\ 0 \\ 0 \end{bmatrix} = \begin{bmatrix} 0 \\ 0 \\ -1 \end{bmatrix}$$

We need a vector to pair with  $\mathbf{z}_{1,1}$  that will make a basis for the two-dimensional subspace  $\mathcal{N}(N^1)$ . Examining the basis for  $\mathcal{N}(N^1)$  we see that a vector with its first two entries equal will do the job.

$$\mathbf{z}_{1,2} = \begin{bmatrix} 1 \\ 1 \\ 0 \end{bmatrix}$$

Reordering, we find the basis,

$$C = \{\mathbf{z}_{1,1}, \mathbf{z}_{2,1}, \mathbf{z}_{1,2}\} = \left\{ \begin{bmatrix} 0 \\ 0 \\ -1 \end{bmatrix}, \begin{bmatrix} 1 \\ 0 \\ 0 \end{bmatrix}, \begin{bmatrix} 1 \\ 1 \\ 0 \end{bmatrix} \right\}$$

From this basis, we can get a matrix representation of  $N$  (when viewed as a linear transformation) relative to the basis  $C$  for  $\mathbb{C}^3$ ,

$$\begin{bmatrix} 0 & 1 & 0 \\ 0 & 0 & 0 \\ 0 & 0 & 0 \end{bmatrix} = \begin{bmatrix} J_2(0) & \mathcal{O} \\ \mathcal{O} & J_1(0) \end{bmatrix}$$

Now we add back the eigenvalue  $\lambda = 0$  to the representation of  $N$  to obtain a representation for  $M$ . Of course, with an eigenvalue of zero, the change is not apparent, so we won't display the same matrix again. This is the second block of the Jordan canonical form for  $T$ . However, the three vectors in  $C$  will not suffice as basis vectors for the domain of  $T$  — they have the wrong size! The vectors in  $C$  are vectors in the domain of a linear transformation defined by the matrix  $M$ . But  $M$  was a matrix representation of  $T|_{\mathcal{G}_T(0)} - 0I_{\mathcal{G}_T(0)}$  relative to the basis  $F$  for  $\mathcal{G}_T(0)$ . We need to “uncoordinatize” each of the basis vectors in  $C$  to produce a linear combination of vectors in  $F$  that will be an element of the generalized eigenspace  $\mathcal{G}_T(0)$ . These will be the next three vectors of our final answer, a basis for  $\mathbb{C}^{10}$  that has a pleasing matrix representation.

$$\mathbf{v}_3 = \rho_F^{-1} \left( \begin{bmatrix} 0 \\ 0 \\ -1 \end{bmatrix} \right) = 0 \begin{bmatrix} 0 \\ 1 \\ 0 \\ 0 \\ 1 \\ 1 \\ 0 \\ 0 \\ 0 \\ 0 \end{bmatrix} + 0 \begin{bmatrix} 1 \\ 1 \\ -1 \\ 2 \\ -1 \\ 1 \\ 0 \\ -1 \\ 1 \\ 0 \end{bmatrix} + (-1) \begin{bmatrix} 1 \\ 0 \\ -2 \\ 1 \\ 0 \\ -2 \\ 0 \\ 0 \\ 0 \\ 1 \end{bmatrix} = \begin{bmatrix} -1 \\ 0 \\ 2 \\ -1 \\ 0 \\ 2 \\ 0 \\ 0 \\ 0 \\ -1 \end{bmatrix}$$

$$\begin{aligned}
 \mathbf{v}_4 = \rho_F^{-1} \left( \begin{bmatrix} 1 \\ 0 \\ 0 \end{bmatrix} \right) &= 1 \begin{bmatrix} 0 \\ 1 \\ 0 \\ 0 \\ 0 \\ 1 \\ 1 \\ 0 \\ 0 \\ 0 \\ 0 \end{bmatrix} + 0 \begin{bmatrix} 1 \\ 1 \\ -1 \\ 2 \\ -1 \\ 1 \\ 0 \\ -1 \\ 1 \\ 0 \\ 0 \end{bmatrix} + 0 \begin{bmatrix} 1 \\ 0 \\ -2 \\ 1 \\ 0 \\ -2 \\ 0 \\ 0 \\ 0 \\ 1 \\ 1 \end{bmatrix} = \begin{bmatrix} 0 \\ 1 \\ 0 \\ 0 \\ 0 \\ 1 \\ 1 \\ 0 \\ 0 \\ 0 \\ 0 \end{bmatrix} \\
 \mathbf{v}_5 = \rho_F^{-1} \left( \begin{bmatrix} 1 \\ 1 \\ 0 \end{bmatrix} \right) &= 1 \begin{bmatrix} 0 \\ 1 \\ 0 \\ 0 \\ 0 \\ 1 \\ 1 \\ 0 \\ 0 \\ 0 \\ 0 \end{bmatrix} + 1 \begin{bmatrix} 1 \\ 1 \\ -1 \\ 2 \\ -1 \\ 1 \\ 0 \\ -1 \\ 1 \\ 0 \\ 0 \end{bmatrix} + 0 \begin{bmatrix} 1 \\ 0 \\ -2 \\ 1 \\ 0 \\ -2 \\ 0 \\ 0 \\ 0 \\ 1 \\ 1 \end{bmatrix} = \begin{bmatrix} 1 \\ 2 \\ -1 \\ 2 \\ -1 \\ 2 \\ 1 \\ -1 \\ 1 \\ 0 \\ 0 \end{bmatrix}
 \end{aligned}$$

Five down, five to go. Basis vectors, that is.  $\lambda = -1$  is the smallest eigenvalue, but it will require the most computation. First we compute the generalized eigenspace. Since Theorem GEK [609] says that  $\mathcal{G}_T(-1) = \mathcal{K}\left((T - (-1)I_{\mathbb{C}^{10}})^{10}\right)$  we can compute this generalized eigenspace as a null space derived from the matrix  $A$ ,

$$\begin{aligned}
 (A - (-1)I_{10})^{10} &\xrightarrow{\text{RREF}} \begin{bmatrix} \boxed{1} & 0 & 1 & 0 & 1 & 0 & -1 & 1 & 0 & 1 \\ 0 & \boxed{1} & 0 & 0 & 1 & 0 & 0 & 1 & 0 & 0 \\ 0 & 0 & 0 & \boxed{1} & 1 & 0 & 1 & 0 & 0 & -2 \\ 0 & 0 & 0 & 0 & 0 & \boxed{1} & -2 & 1 & 0 & 2 \\ 0 & 0 & 0 & 0 & 0 & 0 & 0 & 0 & \boxed{1} & 0 \\ 0 & 0 & 0 & 0 & 0 & 0 & 0 & 0 & 0 & 0 \\ 0 & 0 & 0 & 0 & 0 & 0 & 0 & 0 & 0 & 0 \\ 0 & 0 & 0 & 0 & 0 & 0 & 0 & 0 & 0 & 0 \\ 0 & 0 & 0 & 0 & 0 & 0 & 0 & 0 & 0 & 0 \\ 0 & 0 & 0 & 0 & 0 & 0 & 0 & 0 & 0 & 0 \end{bmatrix} \\
 \mathcal{G}_T(-1) = \mathcal{K}\left((A - (-1)I_{10})^{10}\right) &= \left\langle \left\{ \begin{bmatrix} -1 \\ 0 \\ 1 \\ 0 \\ 0 \\ 0 \\ 0 \\ 0 \\ 0 \\ 0 \end{bmatrix}, \begin{bmatrix} -1 \\ -1 \\ 0 \\ -1 \\ 1 \\ 0 \\ 0 \\ 0 \\ 0 \\ 0 \end{bmatrix}, \begin{bmatrix} 1 \\ 0 \\ 0 \\ -1 \\ 0 \\ 2 \\ 1 \\ 0 \\ 0 \\ 0 \end{bmatrix}, \begin{bmatrix} -1 \\ -1 \\ 0 \\ 0 \\ -1 \\ 0 \\ 0 \\ 1 \\ 0 \\ 0 \end{bmatrix}, \begin{bmatrix} -1 \\ 0 \\ 2 \\ 0 \\ -2 \\ 0 \\ 0 \\ 0 \\ 0 \\ 1 \end{bmatrix} \right\} \right\rangle = \langle F \rangle
 \end{aligned}$$

So  $\dim(\mathcal{G}_T(-1)) = 5 = \alpha_T(-1)$ , as expected. We will use these five basis vectors for the generalized eigenspace to construct a matrix representation of  $T|_{\mathcal{G}_T(-1)}$ , where  $F$  is being recycled and defined now implicitly as the basis of  $\mathcal{G}_T(-1)$ . We construct this representation as usual, applying

Definition MR [524],

$$\begin{aligned}
 & \rho_F \left( T|_{\mathcal{G}_T(-1)} \left( \begin{bmatrix} -1 \\ 0 \\ 1 \\ 0 \\ 0 \\ 0 \\ 0 \\ 0 \\ 0 \end{bmatrix} \right) \right) = \rho_F \left( \begin{bmatrix} -1 \\ 0 \\ 0 \\ 0 \\ 0 \\ -2 \\ -2 \\ 0 \\ 0 \\ -1 \end{bmatrix} \right) \\
 & = \rho_F \left( 0 \begin{bmatrix} -1 \\ 0 \\ 1 \\ 0 \\ 0 \\ 0 \\ 0 \\ 0 \\ 0 \end{bmatrix} + 0 \begin{bmatrix} -1 \\ -1 \\ 0 \\ -1 \\ 1 \\ 0 \\ 0 \\ 0 \\ 0 \end{bmatrix} + (-2) \begin{bmatrix} 1 \\ 0 \\ 0 \\ 2 \\ 1 \\ 0 \\ 0 \\ 0 \\ 0 \end{bmatrix} + 0 \begin{bmatrix} -1 \\ -1 \\ 0 \\ 0 \\ -1 \\ 0 \\ 1 \\ 0 \\ 0 \end{bmatrix} + (-1) \begin{bmatrix} -1 \\ 0 \\ 0 \\ 2 \\ 0 \\ -2 \\ 0 \\ 0 \\ 1 \end{bmatrix} \right) = \begin{bmatrix} 0 \\ 0 \\ -2 \\ 0 \\ -1 \end{bmatrix} \\
 & \rho_F \left( T|_{\mathcal{G}_T(-1)} \left( \begin{bmatrix} -1 \\ -1 \\ 0 \\ -1 \\ 1 \\ 0 \\ 0 \\ 0 \\ 0 \end{bmatrix} \right) \right) = \rho_F \left( \begin{bmatrix} 7 \\ 1 \\ -5 \\ 3 \\ -1 \\ 2 \\ 4 \\ 0 \\ 0 \\ 3 \end{bmatrix} \right) \\
 & = \rho_F \left( (-5) \begin{bmatrix} -1 \\ 0 \\ 1 \\ 0 \\ 0 \\ 0 \\ 0 \\ 0 \\ 0 \end{bmatrix} + (-1) \begin{bmatrix} -1 \\ -1 \\ 0 \\ -1 \\ 1 \\ 0 \\ 0 \\ 0 \\ 0 \end{bmatrix} + 4 \begin{bmatrix} 1 \\ 0 \\ 0 \\ 2 \\ 1 \\ 0 \\ 0 \\ 0 \\ 0 \end{bmatrix} + 0 \begin{bmatrix} -1 \\ -1 \\ 0 \\ 0 \\ -1 \\ 0 \\ 1 \\ 0 \\ 0 \end{bmatrix} + 3 \begin{bmatrix} -1 \\ 0 \\ 0 \\ 2 \\ 0 \\ -2 \\ 0 \\ 0 \\ 1 \end{bmatrix} \right) = \begin{bmatrix} -5 \\ -1 \\ 4 \\ 0 \\ 3 \end{bmatrix} \\
 & \rho_F \left( T|_{\mathcal{G}_T(-1)} \left( \begin{bmatrix} 1 \\ 0 \\ 0 \\ -1 \\ 0 \\ 2 \\ 1 \\ 0 \\ 0 \end{bmatrix} \right) \right) = \rho_F \left( \begin{bmatrix} 1 \\ 0 \\ -1 \\ 1 \\ 0 \\ 0 \\ 1 \\ 0 \\ 0 \\ 1 \end{bmatrix} \right)
 \end{aligned}$$

$$\begin{aligned}
 &= \rho_F \left( (-1) \begin{bmatrix} -1 \\ 0 \\ 1 \\ 0 \\ 0 \\ 0 \\ 0 \\ 0 \\ 0 \end{bmatrix} + 0 \begin{bmatrix} -1 \\ -1 \\ 0 \\ 1 \\ 0 \\ 0 \\ 0 \\ 0 \\ 0 \end{bmatrix} + 1 \begin{bmatrix} 1 \\ 0 \\ 0 \\ 2 \\ 1 \\ 0 \\ 0 \\ 0 \\ 0 \end{bmatrix} + 0 \begin{bmatrix} -1 \\ -1 \\ 0 \\ 0 \\ -1 \\ 0 \\ 1 \\ 0 \\ 0 \end{bmatrix} + 1 \begin{bmatrix} -1 \\ 0 \\ 0 \\ 2 \\ 0 \\ -2 \\ 0 \\ 0 \\ 1 \end{bmatrix} \right) = \begin{bmatrix} -1 \\ 0 \\ 1 \\ 0 \\ 1 \end{bmatrix} \\
 &\rho_F \left( T|_{\mathcal{G}_T(-1)} \begin{pmatrix} \begin{bmatrix} -1 \\ -1 \\ 0 \\ 0 \\ 0 \\ -1 \\ 0 \\ 1 \\ 0 \\ 0 \end{bmatrix} \end{pmatrix} \right) = \rho_F \begin{pmatrix} \begin{bmatrix} -1 \\ 0 \\ 2 \\ -2 \\ -1 \\ 1 \\ -1 \\ 1 \\ 0 \\ -2 \end{bmatrix} \end{pmatrix} \\
 &= \rho_F \left( 2 \begin{bmatrix} -1 \\ 0 \\ 1 \\ 0 \\ 0 \\ 0 \\ 0 \\ 0 \\ 0 \end{bmatrix} + (-1) \begin{bmatrix} -1 \\ -1 \\ 0 \\ -1 \\ 1 \\ 0 \\ 0 \\ 0 \\ 0 \end{bmatrix} + (-1) \begin{bmatrix} 1 \\ 0 \\ 2 \\ 1 \\ 0 \\ 0 \\ 0 \\ 0 \\ 0 \end{bmatrix} + 1 \begin{bmatrix} -1 \\ -1 \\ 0 \\ 0 \\ -1 \\ 0 \\ 1 \\ 0 \\ 0 \end{bmatrix} + (-2) \begin{bmatrix} -1 \\ 0 \\ 0 \\ 2 \\ 0 \\ -2 \\ 0 \\ 0 \\ 1 \end{bmatrix} \right) = \begin{bmatrix} 2 \\ -1 \\ -1 \\ 1 \\ -2 \end{bmatrix} \\
 &\rho_F \left( T|_{\mathcal{G}_T(-1)} \begin{pmatrix} \begin{bmatrix} -1 \\ 0 \\ 0 \\ 2 \\ 0 \\ -2 \\ 0 \\ 0 \\ 0 \\ 1 \end{bmatrix} \end{pmatrix} \right) = \rho_F \begin{pmatrix} \begin{bmatrix} -7 \\ -1 \\ 6 \\ -5 \\ -1 \\ -2 \\ -6 \\ 2 \\ 0 \\ -6 \end{bmatrix} \end{pmatrix} \\
 &= \rho_F \left( 6 \begin{bmatrix} -1 \\ 0 \\ 1 \\ 0 \\ 0 \\ 0 \\ 0 \\ 0 \\ 0 \end{bmatrix} + (-1) \begin{bmatrix} -1 \\ -1 \\ 0 \\ 1 \\ 0 \\ 0 \\ 0 \\ 0 \\ 0 \end{bmatrix} + (-6) \begin{bmatrix} 1 \\ 0 \\ 0 \\ 2 \\ 1 \\ 0 \\ 0 \\ 0 \\ 0 \end{bmatrix} + 2 \begin{bmatrix} -1 \\ -1 \\ 0 \\ 0 \\ -1 \\ 0 \\ 1 \\ 0 \\ 0 \end{bmatrix} + (-6) \begin{bmatrix} -1 \\ 0 \\ 0 \\ 2 \\ 0 \\ -2 \\ 0 \\ 0 \\ 1 \end{bmatrix} \right) = \begin{bmatrix} 6 \\ -1 \\ -6 \\ 2 \\ -6 \end{bmatrix}
 \end{aligned}$$

So we have the matrix representation of the restriction of  $T$  (again recycling and redefining the

matrix  $M$ )

$$M = M_{F,F}^{T|_{\mathcal{G}_T(-1)}} = \begin{bmatrix} 0 & -5 & -1 & 2 & 6 \\ 0 & -1 & 0 & -1 & -1 \\ -2 & 4 & 1 & -1 & -6 \\ 0 & 0 & 0 & 1 & 2 \\ -1 & 3 & 1 & -2 & -6 \end{bmatrix}$$

By Theorem RGEN [618] we can obtain a nilpotent matrix from this matrix representation by subtracting the eigenvalue from the diagonal elements, and then we can apply Theorem CFNLT [597] to  $M - (-1)I_5$ . First check that  $(M - (-1)I_5)^3 = \mathcal{O}$ , so we know that the index of  $M - (-1)I_5$  as a nilpotent matrix, and that therefore  $\lambda = -1$  is an eigenvalue of  $T$  with index 3,  $\iota_T(-1) = 3$ . To determine a basis of  $\mathbb{C}^5$  that converts  $M - (-1)I_5$  to canonical form, we need the null spaces of the powers of  $M - (-1)I_5$ . Again, for convenience, set  $N = M - (-1)I_5$ .

$$\begin{aligned} \mathcal{N}(N^1) &= \left\langle \left\{ \begin{bmatrix} 1 \\ 0 \\ 1 \\ 0 \\ 0 \end{bmatrix}, \begin{bmatrix} -3 \\ 1 \\ 0 \\ -2 \\ 2 \end{bmatrix} \right\} \right\rangle \\ \mathcal{N}(N^2) &= \left\langle \left\{ \begin{bmatrix} 3 \\ 1 \\ 0 \\ 0 \\ 0 \end{bmatrix}, \begin{bmatrix} 1 \\ 0 \\ 1 \\ 0 \\ 0 \end{bmatrix}, \begin{bmatrix} 0 \\ 0 \\ 1 \\ 0 \\ 0 \end{bmatrix}, \begin{bmatrix} -3 \\ 0 \\ 0 \\ 0 \\ 1 \end{bmatrix} \right\} \right\rangle \\ \mathcal{N}(N^3) &= \left\langle \left\{ \begin{bmatrix} 1 \\ 0 \\ 0 \\ 0 \\ 0 \end{bmatrix}, \begin{bmatrix} 0 \\ 1 \\ 0 \\ 0 \\ 0 \end{bmatrix}, \begin{bmatrix} 0 \\ 0 \\ 1 \\ 0 \\ 0 \end{bmatrix}, \begin{bmatrix} 0 \\ 0 \\ 0 \\ 1 \\ 0 \end{bmatrix}, \begin{bmatrix} 0 \\ 0 \\ 0 \\ 0 \\ 1 \end{bmatrix} \right\} \right\rangle = \mathbb{C}^5 \end{aligned}$$

Then we choose a vector from  $\mathcal{N}(N^3)$  that is not an element of  $\mathcal{N}(N^2)$ . The sum of the four basis vectors for  $\mathcal{N}(N^2)$  sum to a vector with all five entries equal to 1. We will mess with the first entry to create a vector not in  $\mathcal{N}(N^2)$ ,

$$\mathbf{z}_{3,1} = \begin{bmatrix} 0 \\ 1 \\ 1 \\ 1 \\ 1 \end{bmatrix}$$

where we are employing the notation in Theorem CFNLT [597]. The next step is to multiply this vector by  $N$  to get a portion of the basis for  $\mathcal{N}(N^2)$ ,

$$\mathbf{z}_{2,1} = N\mathbf{z}_{3,1} = \begin{bmatrix} 1 & -5 & -1 & 2 & 6 \\ 0 & 0 & 0 & -1 & -1 \\ -2 & 4 & 2 & -1 & -6 \\ 0 & 0 & 0 & 2 & 2 \\ -1 & 3 & 1 & -2 & -5 \end{bmatrix} \begin{bmatrix} 0 \\ 1 \\ 1 \\ 1 \\ 1 \end{bmatrix} = \begin{bmatrix} 2 \\ -2 \\ -1 \\ 4 \\ -3 \end{bmatrix}$$

We have a basis for the two-dimensional subspace  $\mathcal{N}(N^1)$  and we can add to that the vector  $\mathbf{z}_{2,1}$  and we have three of four basis vectors for  $\mathcal{N}(N^2)$ . These three vectors span the subspace we call  $Q_2$ . We need a fourth vector outside of  $Q_2$  to complete a basis of the four-dimensional subspace



$\mathcal{N}(N^2)$ . Check that the vector

$$\mathbf{z}_{2,2} = \begin{bmatrix} 3 \\ 1 \\ 3 \\ 1 \\ 1 \end{bmatrix}$$

is an element of  $\mathcal{N}(N^2)$  that lies outside of the subspace  $Q_2$ . This vector was constructed by getting a nice basis for  $Q_2$  and forming a linear combination of this basis that specifies three of the five entries of the result. Of the remaining two entries, one was changed to move the vector outside of  $Q_2$  and this was followed by a change to the remaining entry to place the vector into  $\mathcal{N}(N^2)$ . The vector  $\mathbf{z}_{2,2}$  is the lone basis vector for the subspace we call  $R_2$ .

The remaining two basis vectors are easy to come by. They are the result of applying  $N$  to each of the two most recently determined basis vectors,

$$\mathbf{z}_{1,1} = N\mathbf{z}_{2,1} = \begin{bmatrix} 3 \\ -1 \\ 0 \\ 2 \\ -2 \end{bmatrix} \qquad \mathbf{z}_{1,2} = N\mathbf{z}_{2,2} = \begin{bmatrix} 3 \\ -2 \\ -3 \\ 4 \\ -4 \end{bmatrix}$$

Now we reorder these basis vectors, to arrive at the basis

$$C = \{\mathbf{z}_{1,1}, \mathbf{z}_{2,1}, \mathbf{z}_{3,1}, \mathbf{z}_{1,2}, \mathbf{z}_{2,2}\} = \left\{ \begin{bmatrix} 3 \\ -1 \\ 0 \\ 2 \\ -2 \end{bmatrix}, \begin{bmatrix} 2 \\ -2 \\ -1 \\ 4 \\ -3 \end{bmatrix}, \begin{bmatrix} 0 \\ 1 \\ 1 \\ 1 \\ 1 \end{bmatrix}, \begin{bmatrix} 3 \\ -2 \\ -3 \\ 4 \\ -4 \end{bmatrix}, \begin{bmatrix} 3 \\ 1 \\ 3 \\ 1 \\ 1 \end{bmatrix} \right\}$$

A matrix representation of  $N$  relative to  $C$  is

$$\begin{bmatrix} 0 & 1 & 0 & 0 & 0 \\ 0 & 0 & 1 & 0 & 0 \\ 0 & 0 & 0 & 0 & 0 \\ 0 & 0 & 0 & 0 & 1 \\ 0 & 0 & 0 & 0 & 0 \end{bmatrix} = \begin{bmatrix} J_3(0) & \mathcal{O} \\ \mathcal{O} & J_2(0) \end{bmatrix}$$

To obtain a matrix representation of  $M$ , we add back in the matrix  $(-1)I_5$ , placing the eigenvalue back along the diagonal, and slightly modifying the Jordan blocks,

$$\begin{bmatrix} -1 & 1 & 0 & 0 & 0 \\ 0 & -1 & 1 & 0 & 0 \\ 0 & 0 & -1 & 0 & 0 \\ 0 & 0 & 0 & -1 & 1 \\ 0 & 0 & 0 & 0 & -1 \end{bmatrix} = \begin{bmatrix} J_3(-1) & \mathcal{O} \\ \mathcal{O} & J_2(-1) \end{bmatrix}$$

The basis  $C$  yields a pleasant matrix representation for the *restriction* of the linear transformation  $T - (-1)I$  to the generalized eigenspace  $\mathcal{G}_T(-1)$ . However, we must remember that these vectors in  $\mathbb{C}^5$  are representations of vectors in  $\mathbb{C}^{10}$  relative to the basis  $F$ . Each needs to be “un-coordinatized”

before joining our final basis. Here we go,

$$\begin{aligned}
 \mathbf{v}_6 = \rho_F^{-1} \begin{pmatrix} 3 \\ -1 \\ 0 \\ 2 \\ -2 \end{pmatrix} &= 3 \begin{bmatrix} -1 \\ 0 \\ 1 \\ 0 \\ 0 \\ 0 \\ 0 \\ 0 \\ 0 \end{bmatrix} + (-1) \begin{bmatrix} -1 \\ -1 \\ 0 \\ 1 \\ 0 \\ 0 \\ 0 \\ 0 \\ 0 \end{bmatrix} + 0 \begin{bmatrix} 1 \\ 0 \\ 0 \\ -1 \\ 0 \\ 2 \\ 1 \\ 0 \\ 0 \end{bmatrix} + 2 \begin{bmatrix} -1 \\ -1 \\ 0 \\ 0 \\ -1 \\ 0 \\ 1 \\ 0 \\ 0 \end{bmatrix} + (-2) \begin{bmatrix} -1 \\ 0 \\ 0 \\ 2 \\ 0 \\ -2 \\ 0 \\ 0 \\ 1 \end{bmatrix} = \begin{bmatrix} -2 \\ -1 \\ 3 \\ -3 \\ -1 \\ 2 \\ 0 \\ 0 \\ -2 \end{bmatrix} \\
 \mathbf{v}_7 = \rho_F^{-1} \begin{pmatrix} 2 \\ -2 \\ -1 \\ 4 \\ -3 \end{pmatrix} &= 2 \begin{bmatrix} -1 \\ 0 \\ 1 \\ 0 \\ 0 \\ 0 \\ 0 \\ 0 \\ 0 \end{bmatrix} + (-2) \begin{bmatrix} -1 \\ -1 \\ 0 \\ 1 \\ 0 \\ 0 \\ 0 \\ 0 \\ 0 \end{bmatrix} + (-1) \begin{bmatrix} 1 \\ 0 \\ 0 \\ -1 \\ 0 \\ 2 \\ 1 \\ 0 \\ 0 \end{bmatrix} + 4 \begin{bmatrix} -1 \\ -1 \\ 0 \\ 0 \\ -1 \\ 0 \\ 0 \\ 1 \\ 0 \end{bmatrix} + (-3) \begin{bmatrix} -1 \\ 0 \\ 0 \\ 2 \\ 0 \\ -2 \\ 0 \\ 0 \\ 1 \end{bmatrix} = \begin{bmatrix} -2 \\ -2 \\ 2 \\ -3 \\ -2 \\ 0 \\ -1 \\ 4 \\ -3 \end{bmatrix} \\
 \mathbf{v}_8 = \rho_F^{-1} \begin{pmatrix} 0 \\ 1 \\ 1 \\ 1 \\ 1 \end{pmatrix} &= 0 \begin{bmatrix} -1 \\ 0 \\ 1 \\ 0 \\ 0 \\ 0 \\ 0 \\ 0 \\ 0 \end{bmatrix} + 1 \begin{bmatrix} -1 \\ -1 \\ 0 \\ 1 \\ 0 \\ 0 \\ 0 \\ 0 \\ 0 \end{bmatrix} + 1 \begin{bmatrix} 1 \\ 0 \\ 0 \\ -1 \\ 0 \\ 2 \\ 1 \\ 0 \\ 0 \end{bmatrix} + 1 \begin{bmatrix} -1 \\ -1 \\ 0 \\ 0 \\ -1 \\ 0 \\ 1 \\ 0 \\ 0 \end{bmatrix} + 1 \begin{bmatrix} -1 \\ 0 \\ 0 \\ 2 \\ 0 \\ -2 \\ 0 \\ 0 \\ 1 \end{bmatrix} = \begin{bmatrix} -2 \\ 0 \\ 0 \\ 1 \\ -1 \\ 1 \\ 1 \\ 0 \\ 1 \end{bmatrix} \\
 \mathbf{v}_9 = \rho_F^{-1} \begin{pmatrix} 3 \\ -2 \\ -3 \\ 4 \\ -4 \end{pmatrix} &= 3 \begin{bmatrix} -1 \\ 0 \\ 1 \\ 0 \\ 0 \\ 0 \\ 0 \\ 0 \\ 0 \end{bmatrix} + (-2) \begin{bmatrix} -1 \\ -1 \\ 0 \\ 1 \\ 0 \\ 0 \\ 0 \\ 0 \\ 0 \end{bmatrix} + (-3) \begin{bmatrix} 1 \\ 0 \\ 0 \\ -1 \\ 0 \\ 2 \\ 1 \\ 0 \\ 0 \end{bmatrix} + 4 \begin{bmatrix} -1 \\ -1 \\ 0 \\ 0 \\ -1 \\ 0 \\ 0 \\ 1 \\ 0 \end{bmatrix} + (-4) \begin{bmatrix} -1 \\ 0 \\ 0 \\ 2 \\ 0 \\ -2 \\ 0 \\ 0 \\ 1 \end{bmatrix} = \begin{bmatrix} -4 \\ -2 \\ 3 \\ -3 \\ -2 \\ -2 \\ -3 \\ 4 \\ -4 \end{bmatrix} \\
 \mathbf{v}_{10} = \rho_F^{-1} \begin{pmatrix} 3 \\ 1 \\ 3 \\ 1 \\ 1 \end{pmatrix} &= 3 \begin{bmatrix} -1 \\ 0 \\ 1 \\ 0 \\ 0 \\ 0 \\ 0 \\ 0 \\ 0 \end{bmatrix} + 1 \begin{bmatrix} -1 \\ -1 \\ 0 \\ 1 \\ 0 \\ 0 \\ 0 \\ 0 \\ 0 \end{bmatrix} + 3 \begin{bmatrix} 1 \\ 0 \\ 0 \\ -1 \\ 0 \\ 2 \\ 1 \\ 0 \\ 0 \end{bmatrix} + 1 \begin{bmatrix} -1 \\ -1 \\ 0 \\ 0 \\ -1 \\ 0 \\ 1 \\ 0 \\ 0 \end{bmatrix} + 1 \begin{bmatrix} -1 \\ 0 \\ 0 \\ 2 \\ 0 \\ -2 \\ 0 \\ 0 \\ 1 \end{bmatrix} = \begin{bmatrix} -3 \\ -2 \\ 3 \\ -2 \\ 3 \\ 3 \\ 1 \\ 0 \\ 1 \end{bmatrix}
 \end{aligned}$$

To summarize, we list the entire basis  $B = \{\mathbf{v}_1, \mathbf{v}_2, \mathbf{v}_3, \dots, \mathbf{v}_{10}\}$ ,

$$\begin{array}{ccccc}
 \mathbf{v}_1 = \begin{bmatrix} 2 \\ 1 \\ -1 \\ 1 \\ -1 \\ 2 \\ 1 \\ 0 \\ 1 \\ 0 \end{bmatrix} & \mathbf{v}_2 = \begin{bmatrix} 1 \\ 1 \\ -2 \\ 2 \\ 0 \\ -1 \\ 0 \\ -1 \\ 0 \\ 1 \end{bmatrix} & \mathbf{v}_3 = \begin{bmatrix} -1 \\ 0 \\ 2 \\ -1 \\ 0 \\ 2 \\ 0 \\ 0 \\ 0 \\ -1 \end{bmatrix} & \mathbf{v}_4 = \begin{bmatrix} 0 \\ 1 \\ 0 \\ 0 \\ 1 \\ 1 \\ 0 \\ 0 \\ 0 \\ 0 \end{bmatrix} & \mathbf{v}_5 = \begin{bmatrix} 1 \\ 2 \\ -1 \\ 2 \\ -1 \\ 2 \\ 1 \\ -1 \\ 1 \\ 0 \end{bmatrix} \\
 \\
 \mathbf{v}_6 = \begin{bmatrix} -2 \\ -1 \\ 3 \\ -3 \\ -1 \\ 2 \\ 0 \\ 2 \\ 0 \\ -2 \end{bmatrix} & \mathbf{v}_7 = \begin{bmatrix} -2 \\ -2 \\ 2 \\ -3 \\ -2 \\ 0 \\ -1 \\ 4 \\ 0 \\ -3 \end{bmatrix} & \mathbf{v}_8 = \begin{bmatrix} -2 \\ -2 \\ 0 \\ 0 \\ 1 \\ -1 \\ 1 \\ 1 \\ 0 \\ 1 \end{bmatrix} & \mathbf{v}_9 = \begin{bmatrix} -4 \\ -2 \\ 3 \\ -3 \\ -2 \\ -2 \\ -3 \\ 4 \\ 0 \\ -4 \end{bmatrix} & \mathbf{v}_{10} = \begin{bmatrix} -3 \\ -2 \\ 3 \\ -2 \\ 1 \\ 3 \\ 3 \\ 1 \\ 0 \\ 1 \end{bmatrix}
 \end{array}$$

The resulting matrix representation is

$$M_{B,B}^T = \begin{bmatrix} 2 & 0 & 0 & 0 & 0 & 0 & 0 & 0 & 0 & 0 \\ 0 & 2 & 0 & 0 & 0 & 0 & 0 & 0 & 0 & 0 \\ 0 & 0 & 0 & 1 & 0 & 0 & 0 & 0 & 0 & 0 \\ 0 & 0 & 0 & 0 & 0 & 0 & 0 & 0 & 0 & 0 \\ 0 & 0 & 0 & 0 & 0 & 0 & 0 & 0 & 0 & 0 \\ 0 & 0 & 0 & 0 & 0 & -1 & 1 & 0 & 0 & 0 \\ 0 & 0 & 0 & 0 & 0 & 0 & -1 & 1 & 0 & 0 \\ 0 & 0 & 0 & 0 & 0 & 0 & 0 & -1 & 0 & 0 \\ 0 & 0 & 0 & 0 & 0 & 0 & 0 & 0 & -1 & 1 \\ 0 & 0 & 0 & 0 & 0 & 0 & 0 & 0 & 0 & -1 \end{bmatrix}$$

If you are not inclined to check all of these computations, here are a few that should convince you of the amazing properties of the basis  $B$ . Compute the matrix-vector products  $A\mathbf{v}_i$ ,  $1 \leq i \leq 10$ . In each case the result will be a vector of the form  $\lambda\mathbf{v}_i + \delta\mathbf{v}_{i-1}$ , where  $\lambda$  is one of the eigenvalues (you should be able to predict ahead of time *which* one) and  $\delta \in \{0, 1\}$ .

Alternatively, if we can write inputs to the linear transformation  $T$  as linear combinations of the vectors in  $B$  (which we can do uniquely since  $B$  is a basis, Theorem VRRB [309]), then the “action” of  $T$  is reduced to a matrix-vector product with the exceedingly simple matrix that is the Jordan canonical form. Wow!  $\square$

## Subsection CHT Cayley-Hamilton Theorem

Jordan was a French mathematician who was active in the late 1800’s. Cayley and Hamilton were 19th-century contemporaries of Jordan from Britain. The theorem that bears their names is perhaps one of the most celebrated in basic linear algebra. While our result applies only to vector spaces and linear transformations with scalars from the set of complex numbers,  $\mathbb{C}$ , the result is equally true if we restrict our scalars to the real numbers,  $\mathbb{R}$ . It says that every matrix satisfies its own characteristic polynomial.

**Theorem CHT****Cayley-Hamilton Theorem**

Suppose  $A$  is a square matrix with characteristic polynomial  $p_A(x)$ . Then  $p_A(A) = \mathcal{O}$ .  $\square$

**Proof** Suppose  $B$  and  $C$  are similar matrices via the matrix  $S$ ,  $B = S^{-1}CS$ , and  $q(x)$  is any polynomial. Then  $q(B)$  is similar to  $q(C)$  via  $S$ ,  $q(B) = S^{-1}q(C)S$ . (See Example HPDM [428] for hints on how to convince yourself of this.)

By Theorem JCFLT [628] and Theorem SCB [563] we know  $A$  is similar to a matrix,  $J$ , in Jordan canonical form. Suppose  $\lambda_1, \lambda_2, \lambda_3, \dots, \lambda_m$  are the distinct eigenvalues of  $A$  (and are therefore the eigenvalues and diagonal entries of  $J$ ). Then by Theorem EMRCP [391] and Definition AME [394], we can factor the characteristic polynomial as

$$p_A(x) = (x - \lambda_1)^{\alpha_A(\lambda_1)} (x - \lambda_2)^{\alpha_A(\lambda_2)} (x - \lambda_3)^{\alpha_A(\lambda_3)} \dots (x - \lambda_m)^{\alpha_A(\lambda_m)}$$

On substituting the matrix  $J$  we have

$$p_A(J) = (J - \lambda_1 I)^{\alpha_A(\lambda_1)} (J - \lambda_2 I)^{\alpha_A(\lambda_2)} (J - \lambda_3 I)^{\alpha_A(\lambda_3)} \dots (J - \lambda_m I)^{\alpha_A(\lambda_m)}$$

The matrix  $J - \lambda_k I$  will be block diagonal, and the block arising from the generalized eigenspace for  $\lambda_k$  will have zeros along the diagonal. Suitably adjusted for matrices (rather than linear transformations), Theorem RGEN [618] tells us this matrix is nilpotent. Since the size of this nilpotent matrix is equal to the algebraic multiplicity of  $\lambda_k$ , the power  $(J - \lambda_k I)^{\alpha_A(\lambda_k)}$  will be a zero matrix (Theorem KPNLT [595]) in the location of this block.

Repeating this argument for each of the  $m$  eigenvalues will place a zero block in some term of the product at every location on the diagonal. The entire product will then be zero blocks on the diagonal, and zero off the diagonal. In other words, it will be the zero matrix. Since  $A$  and  $J$  are similar,  $p_A(A) = p_A(J) = \mathcal{O}$ .  $\blacksquare$

## Annotated Acronyms R Representations

---

Definition VR [512]

Matrix representations build on vector representations, so this is the definition that gets us started. A representation depends on the choice of a single basis for the vector space. Theorem VRRB [309] is what tells us this idea might be useful.

Theorem VRILT [517]

As an invertible linear transformation, vector representation allows us to translate, back and forth, between abstract vector spaces ( $V$ ) and concrete vector spaces ( $\mathbb{C}^n$ ). This is key to all our notions of representations in this chapter.

Theorem CFDVS [517]

Every vector space with finite dimension “looks like” a vector space of column vectors. Vector representation is the isomorphism that establishes that these vector spaces are isomorphic.

Definition MR [524]

Building on the definition of a vector representation, we define a representation of a linear transformation, determined by a choice of two bases, one for the domain and one for the codomain. Notice that vectors are represented by columnar lists of scalars, while linear transformations are represented by rectangular tables of scalars. Building a matrix representation is as important a skill as row-reducing a matrix.

Theorem FTMR [526]

Definition MR [524] is not really very interesting until we have this theorem. The second form tells us that we can compute outputs of linear transformations via matrix multiplication, along with some bookkeeping for vector representations. Searching forward through the text on “FTMR” is an interesting exercise. You will find reference to this result buried inside many key proofs at critical points, and it also appears in numerous examples and solutions to exercises.

Theorem MRCLT [531]

Turns out that matrix multiplication is really a very natural operation, it is just the chaining together (composition) of functions (linear transformations). Beautiful. Even if you don’t try to work the problem, study Solution MR.T80 [552] for more insight.

Theorem KNSI [534]

Kernels “are” null spaces. For this reason you’ll see these terms used interchangeably.

Theorem RCSI [537]

Ranges “are” column spaces. For this reason you’ll see these terms used interchangeably.

Theorem IMR [539]

Invertible linear transformations are represented by invertible (nonsingular) matrices.

Theorem NME9 [541]

The NME series has always been important, but we’ve held off saying so until now. This is the end of the line for this one, so it is a good time to contemplate all that it means.

Theorem SCB [563]

Diagonalization back in Section SD [419] was really a change of basis to achieve a diagonal matrix

representation. Maybe we should be highlighting the more general Theorem MRCB [560] here, but its overly technical description just isn't as appealing. However, it will be important in some of the matrix decompositions in Chapter MD [790].

Theorem EER [566]

This theorem, with the companion definition, Definition EELT [554], tells us that eigenvalues, and eigenvectors, are fundamentally a characteristic of linear transformations (not matrices). If you study matrix decompositions in Chapter MD [790] you will come to appreciate that almost all of a matrix's secrets can be unlocked with knowledge of the eigenvalues and eigenvectors.

Theorem OD [585]

Can you imagine anything nicer than an orthonormal diagonalization? A basis of pairwise orthogonal, unit norm, eigenvectors that provide a diagonal representation for a matrix? Here we learn just when this can happen — precisely when a matrix is normal, which is a disarmingly simple property to define.

Theorem CFNLT [597]

Nilpotent linear transformations are the fundamental obstacle to a matrix (or linear transformation) being diagonalizable. This specialized representation theorem is the fundamental expression of just how close we can come to surmounting the obstacle, i.e. how close we can come to a diagonal representation.

Theorem DGES [628]

This theorem is a long time in coming, but perhaps it best explains our interest in generalized eigenspaces. When the dimension of a “regular” eigenspace (the geometric multiplicity) does not meet the algebraic multiplicity of the corresponding eigenvalue, then a matrix is not diagonalizable (Theorem DMFE [425]). However, if we generalize the idea of an eigenspace (Definition GES [608]), then we arrive at invariant subspaces that together give a complete decomposition of the domain as a direct sum. And these subspaces have dimensions equal to the corresponding algebraic multiplicities.

Theorem JCFLT [628]

If you can't diagonalize, just how close can you come? This is an answer (there are others, like rational canonical form). “Canonicalism” is in the eye of the beholder. But this is a good place to conclude our study of a widely accepted canonical form that is possible for every matrix or linear transformation.

# Appendix CN

## Computation Notes

---

### Section MMA

#### Mathematica

---

#### Computation Note ME.MMA

##### Matrix Entry

---

Matrices are input as lists of lists, since a list is a basic data structure in *Mathematica*. A matrix is a list of rows, with each row entered as a list. *Mathematica* uses braces ( $\{\{ , \}\}$ ) to delimit lists. So the input

$$a = \{\{1, 2, 3, 4\}, \{5, 6, 7, 8\}, \{9, 10, 11, 12\}\}$$

would create a  $3 \times 4$  matrix named `a` that is equal to

$$\begin{bmatrix} 1 & 2 & 3 & 4 \\ 5 & 6 & 7 & 8 \\ 9 & 10 & 11 & 12 \end{bmatrix}$$

To display a matrix named `a` “nicely” in *Mathematica*, type `MatrixForm[a]`, and the output will be displayed with rows and columns. If you just type `a`, then you will get a list of lists, like how you input the matrix in the first place.

#### Computation Note RR.MMA

##### Row Reduce

---

If `a` is the name of a matrix in *Mathematica*, then the command `RowReduce[a]` will output the reduced row-echelon form of the matrix.

#### Computation Note LS.MMA

##### Linear Solve

---

*Mathematica* will solve a linear system of equations using the `LinearSolve[]` command. The inputs are a matrix with the coefficients of the variables (but not the column of constants), and a list containing the constant terms of each equation. This will look a bit odd, since the lists in the

matrix are rows, but the column of constants is also input as a list and so looks like a row rather than a column. The result will be a single solution (even if there are infinitely many), reported as a list, or the statement that there is no solution. When there are infinitely many, the single solution reported is exactly that solution used in the proof of Theorem RCLS [51], where the free variables are all set to zero, and the dependent variables come along with values from the final column of the row-reduced matrix.

As an example, Archetype A [678] is

$$\begin{aligned}x_1 - x_2 + 2x_3 &= 1 \\2x_1 + x_2 + x_3 &= 8 \\x_1 + x_2 &= 5\end{aligned}$$

To ask *Mathematica* for a solution, enter

```
LinearSolve[ {{1, -1, 2}, {2, 1, 1}, {1, 1, 0}}, {1, 8, 5} ]
```

and you will get back the single solution

$$\{3, 2, 0\}$$

We will see later how to coax *Mathematica* into giving us infinitely many solutions for this system (Computation VFSS.MMA [646]).

## Computation Note VLC.MMA Vector Linear Combinations

---

Contributed by Robert Beezer

Vectors in *Mathematica* are represented as lists, written and displayed horizontally. For example, the vector

$$\mathbf{v} = \begin{bmatrix} 1 \\ 2 \\ 3 \\ 4 \end{bmatrix}$$

would be entered and named via the command

$$\mathbf{v} = \{1, 2, 3, 4\}$$

Vector addition and scalar multiplication are then very natural. If  $\mathbf{u}$  and  $\mathbf{v}$  are two lists of equal length, then

$$2\mathbf{u} + (-3)\mathbf{v}$$

will compute the correct vector and return it as a list. If  $\mathbf{u}$  and  $\mathbf{v}$  have different sizes, then *Mathematica* will complain about “objects of unequal length.”

## Computation Note NS.MMA Null Space

---

Given a matrix  $A$ , *Mathematica* will compute a set of column vectors whose span is the null space of the matrix with the `NullSpace[]` command. Perhaps not coincidentally, this set is exactly  $\{\mathbf{z}_j \mid 1 \leq j \leq n - r\}$ . However, *Mathematica* prefers to output the vectors in the opposite order than one we have chosen. Here’s a small example.

Begin with the  $3 \times 4$  matrix  $A$ , and its row-reduced version  $B$ ,

$$A = \begin{bmatrix} 1 & 2 & -1 & 0 \\ 3 & 4 & 1 & -2 \\ -1 & 1 & -5 & 3 \end{bmatrix} \xrightarrow{\text{RREF}} B = \begin{bmatrix} \boxed{1} & 0 & 3 & -2 \\ 0 & \boxed{1} & -2 & 1 \\ 0 & 0 & 0 & 0 \end{bmatrix}$$



We could extract entries from  $B$  to build the vectors  $\mathbf{z}_1$  and  $\mathbf{z}_2$  according to Theorem SSNS [115] and describe  $\mathcal{N}(A)$  as a span of the set  $\{\mathbf{z}_1, \mathbf{z}_2\}$ . Instead, if  $\mathbf{a}$  has been set to  $A$ , then executing the command `NullSpace[a]` yields the list of lists (column vectors),

$$\{\{2, -1, 0, 1\}, \{-3, 2, 1, 0\}\}$$

Notice how our  $\mathbf{z}_1$  is second in the list. To “correct” this we can use a list-processing command from Mathematica, `Reverse[]`, as follows,

$$\text{Reverse}[\text{NullSpace}[\mathbf{a}]]$$

and receive the output in our preferred order. Give it a try yourself.

## Computation Note VFSS.MMA Vector Form of Solution Set

---

Suppose that  $A$  is an  $m \times n$  matrix and  $\mathbf{b} \in \mathbb{C}^m$  is a column vector. We might wish to find all of the solutions to the linear system  $\mathcal{LS}(A, \mathbf{b})$ . Mathematica’s `LinearSolve[A, b]` will return at most one solution (Computation LS.MMA [644]). However, when the system is consistent, then this one solution reported is exactly the vector  $\mathbf{c}$ , described in the statement of Theorem VFSLs [97].

The vectors  $\mathbf{u}_j$ ,  $1 \leq j \leq n - r$  of Theorem VFSLs [97] are exactly the output of Mathematica’s `NullSpace[]` command, though Mathematica lists them in the opposite order from the order we have chosen. These are the same vectors listed as  $\mathbf{z}_j$ ,  $1 \leq j \leq n - r$  in Theorem SSNS [115]. With  $\mathbf{c}$  produced from the `LinearSolve[]` command, and the  $\mathbf{u}_j$  coming from the `NullSpace[]` command we can use Mathematica’s symbolic manipulation commands to create an expression that describes all of the solutions.

Begin with the system  $\mathcal{LS}(A, \mathbf{b})$ . Row-reduce  $A$  (Computation RR.MMA [644]) and identify the free variables by determining the non-pivot columns. Suppose, for the sake of argument, that we have the three free variables  $x_3$ ,  $x_7$  and  $x_8$ . Then the following command will build an expression for an arbitrary solution:

$$\text{LinearSolve}[A, \mathbf{b}] + \{x_8, x_7, x_3\} \cdot \text{NullSpace}[A]$$

Be sure to include the “dot” right before the `NullSpace[]` command — it has the effect of creating a linear combination of the vectors in the null space, using scalars that are symbols reminiscent of the variables.

A concrete example should help here. Suppose we want a solution set for the linear system with coefficient matrix  $A$  and vector of constants  $\mathbf{b}$ ,

$$A = \begin{bmatrix} 1 & 2 & 3 & -5 & 1 & -1 & 2 \\ 2 & 4 & 0 & 8 & -4 & 1 & -8 \\ 3 & 6 & 4 & 0 & -2 & 5 & 7 \end{bmatrix} \quad \mathbf{b} = \begin{bmatrix} 8 \\ 1 \\ -5 \end{bmatrix}$$

If we were to apply Theorem VFSLs [97], we would extract the components of  $\mathbf{c}$  and  $\mathbf{u}_j$  from the row-reduced version of the augmented matrix of the system (obtained with Mathematica, Computation RR.MMA [644]),

$$\begin{bmatrix} \boxed{1} & 2 & 0 & 4 & -2 & 0 & -5 & 2 \\ 0 & 0 & \boxed{1} & -3 & 1 & 0 & 3 & 1 \\ 0 & 0 & 0 & 0 & 0 & \boxed{1} & 2 & -3 \end{bmatrix}$$

Instead, we will use this augmented matrix in reduced row-echelon form only to identify the free variables. In this example, we locate the non-pivot columns and see that  $x_2$ ,  $x_4$ ,  $x_5$  and  $x_7$  are

free. If we have set **a** to the coefficient matrix and **b** to the vector of constants, then we execute the Mathematica command,

```
LinearSolve[a, b]+{x7, x5, x4, x2}.NullSpace[a]
```

As output we obtain the column vector (list),

$$\begin{bmatrix} 2 - 2 x2 - 4 x4 + 2 x5 + 5 x7 \\ x2 \\ 1 + 3 x4 - x5 - 3 x7 \\ x4 \\ x5 \\ -3 - 2 x7 \\ x7 \end{bmatrix}$$

### Computation Note GSP.MMA Gram-Schmidt Procedure

Mathematica has a built-in routine that will do the Gram-Schmidt procedure (Theorem GSP [171]). The input is a set of vectors, which must be linearly independent. This is written as a list, containing lists that are the vectors. Let **a** be such a list of lists, containing the vectors  $\mathbf{v}_i$ ,  $1 \leq i \leq p$  from the statement of the theorem. You will need to first load the right Mathematica package — execute `<<LinearAlgebra`Orthogonalization`` to make this happen. Then execute `GramSchmidt[a]`. The output will be another list of lists containing the vectors  $\mathbf{u}_i$ ,  $1 \leq i \leq p$  from the statement of the theorem. Mathematica will complain if you do not provide a linearly independent set as input (try it!).

An example. Suppose our linearly independent set (check this!) is

$$S = \left\{ \begin{bmatrix} -1 \\ 4 \\ 1 \\ 0 \\ 3 \end{bmatrix}, \begin{bmatrix} 0 \\ 3 \\ 0 \\ 3 \\ -3 \end{bmatrix}, \begin{bmatrix} -1 \\ 2 \\ 0 \\ -1 \\ -2 \end{bmatrix}, \begin{bmatrix} -1 \\ -2 \\ -3 \\ 1 \\ 4 \end{bmatrix}, \begin{bmatrix} 1 \\ 6 \\ -1 \\ 4 \\ 6 \end{bmatrix} \right\}$$

The output of the `GramSchmidt[]` command will be the set,

$$T = \left\{ \begin{bmatrix} -\frac{1}{3\sqrt{3}} \\ \frac{4}{3\sqrt{3}} \\ \frac{1}{3\sqrt{3}} \\ 0 \\ \frac{1}{\sqrt{3}} \end{bmatrix}, \begin{bmatrix} \frac{12\sqrt{15}}{23} \\ \frac{12\sqrt{15}}{1} \\ -\frac{12\sqrt{15}}{3\sqrt{\frac{3}{5}}} \\ \frac{\sqrt{5}}{4} \\ -\frac{\sqrt{5}}{2} \end{bmatrix}, \begin{bmatrix} -\frac{37}{4\sqrt{685}} \\ \frac{4\sqrt{685}}{29} \\ -\frac{4\sqrt{685}}{3} \\ \frac{4\sqrt{685}}{79} \\ -\frac{4\sqrt{685}}{5\sqrt{\frac{5}{137}}} \\ -\frac{5\sqrt{\frac{5}{137}}}{2} \end{bmatrix}, \begin{bmatrix} -\frac{337}{2\sqrt{120423}} \\ \frac{37}{6\sqrt{120423}} \\ -\frac{6\sqrt{120423}}{1763} \\ \frac{6\sqrt{120423}}{337} \\ \frac{6\sqrt{120423}}{50} \\ \frac{6\sqrt{120423}}{\sqrt{120423}} \end{bmatrix}, \begin{bmatrix} \frac{23}{\sqrt{879}} \\ \frac{26}{3\sqrt{879}} \\ \frac{44}{3\sqrt{879}} \\ \frac{23}{3\sqrt{879}} \\ \frac{1}{\sqrt{879}} \end{bmatrix} \right\}$$

Ugly, but true. At this stage, you might just as well be encouraged to think of the Gram-Schmidt procedure as a computational black box, linearly independent set in, orthogonal span-preserving set out.

To check that the output set is orthogonal, we can easily check the orthogonality of individual pairs of vectors. Suppose the output was set equal to **b** (say via `b=GramSchmidt[a]`). We can extract the individual vectors of **c** as “parts” with syntax like `c[[3]]`, which would return the third vector in the set. When our vectors have only real number entries, we can accomplish an innerproduct with a “dot.” So, for example, you should discover that `c[[3]].c[[5]]` will return zero. Try it yourself with another pair of vectors.

## Computation Note TM.MMA

### Transpose of a Matrix

---

Contributed by Robert Beezer

Suppose `a` is the name of a matrix stored in *Mathematica*. Then `Transpose[a]` will create the transpose of `a`.

## Computation Note MM.MMA

### Matrix Multiplication

---

If  $A$  and  $B$  are matrices defined in *Mathematica*, then `A.B` will return the product of the two matrices (notice the dot between the matrices). If  $A$  is a matrix and  $\mathbf{v}$  is a vector, then `A.v` will return the vector that is the matrix-vector product of  $A$  and  $v$ . In every case the sizes of the matrices and vectors need to be correct.

Some examples:

$$\begin{aligned} \{\{1, 2\}, \{3, 4\}\}.\{\{5, 6, 7\}, \{8, 9, 10\}\} &= \{\{21, 24, 27\}, \{47, 54, 61\}\} \\ \{\{1, 2\}, \{3, 4\}\}.\{\{5\}, \{6\}\} &= \{\{17\}, \{39\}\} \\ \{\{1, 2\}, \{3, 4\}\}.\{5, 6\} &= \{17, 39\} \end{aligned}$$

Understanding the difference between the last two examples will go a long way to explaining how some *Mathematica* constructs work.

## Computation Note MI.MMA

### Matrix Inverse

---

If  $A$  is a matrix defined in *Mathematica*, then `Inverse[A]` will return the inverse of  $A$ , should it exist. In the case where  $A$  does not have an inverse *Mathematica* will tell you the matrix is singular (see Theorem NI [222]).

## Section TI86

### Texas Instruments 86

---

## Computation Note ME.TI86

### Matrix Entry

---

On the TI-86, press the `MATRIX` key (Yellow-7). Press the second menu key over, `F2`, to bring up the `EDIT` screen. Give your matrix a name, one letter or many, then press `ENTER`. You can then change the size of the matrix (rows, then columns) and begin editing individual entries (which are initially zero). `ENTER` will move you from entry to entry, or the `down arrow` key will move you to the next row. A menu gives you extra options for editing.

Matrices may also be entered on the home screen as follows. Use brackets (`[ , ]`) to enclose rows with elements separated by commas. Group rows, in order, into a final set of brackets (with no commas between rows). This can then be stored in a name with the `STO` key. So, for example,

$$[[1, 2, 3, 4] [5, 6, 7, 8] [9, 10, 11, 12]] \rightarrow A$$

will create a matrix named  $A$  that is equal to

$$\begin{bmatrix} 1 & 2 & 3 & 4 \\ 5 & 6 & 7 & 8 \\ 9 & 10 & 11 & 12 \end{bmatrix}$$

## Computation Note RR.TI86 Row Reduce

---

If  $A$  is the name of a matrix stored in the TI-86, then the command `rref A` will return the reduced row-echelon form of the matrix. This command can also be found by pressing the `MATRX` key, then `F4` for `OPS`, and finally, `F5` for `rref`.

Note that this command will not work for a matrix with more rows than columns. (Ed. Not sure just why this is!) A work-around is to pad the matrix with extra columns of zeros until the matrix is square.

## Computation Note VLC.TI86 Vector Linear Combinations

---

Contributed by Robert Beezer

Vector operations on the TI-86 can be accessed via the `VECTR` key, which is `Yellow-8`. The `EDIT` tool appears when the `F2` key is pressed. After providing a name and giving a “dimension” (the size) then you can enter the individual entries, one at a time. Vectors can also be entered on the home screen using brackets (`[ , ]`). To create the vector

$$\mathbf{v} = \begin{bmatrix} 1 \\ 2 \\ 3 \\ 4 \end{bmatrix}$$

use brackets and the store key (`STO`),

$$[1, 2, 3, 4] \rightarrow \mathbf{v}$$

Vector addition and scalar multiplication are then very natural. If  $\mathbf{u}$  and  $\mathbf{v}$  are two vectors of equal size, then

$$2 * \mathbf{u} + (-3) * \mathbf{v}$$

will compute the correct vector and display the result as a vector.

## Computation Note TM.TI86 Transpose of a Matrix

---

Contributed by Eric Fickenscher

Suppose  $A$  is the name of a matrix stored in the TI-86. Use the command `AT` to transpose  $A$ . This command can be found by pressing the `MATRX` key, then `F3` for `MATH`, then `F2` for `T`.

## Section TI83

### Texas Instruments 83

---

#### Computation Note ME.TI83

##### Matrix Entry

---

Contributed by Douglas Phelps

On the TI-83, press the **MATRX** key. Press the right arrow key twice so that **EDIT** is highlighted. Move the cursor down so that it is over the desired letter of the matrix and press **ENTER** . For example, let's call our matrix **B** , so press the down arrow once and press **ENTER** . To enter a  $2 \times 3$  matrix, press **2 ENTER 3 ENTER** . To create the matrix

$$\begin{bmatrix} 1 & 2 & 3 \\ 4 & 5 & 6 \end{bmatrix}$$

press **1 ENTER 2 ENTER 3 ENTER 4 ENTER 5 ENTER 6 ENTER** .

#### Computation Note RR.TI83

##### Row Reduce

---

Contributed by Douglas Phelps

Suppose **B** is the name of a matrix stored in the TI-83. Press the **MATRX** key. Press the right arrow key once so that **MATH** is highlighted. Press the down arrow eleven times so that **rref** ( is highlighted, then press **ENTER** . to choose the matrix **B** , press **MATRX** , then the down arrow once followed by **ENTER** . Supply a right parenthesis ( ) ) and press **ENTER** .

Note that this command will not work for a matrix with more rows than columns. (Ed. Not sure just why this is!) A work-around is to pad the matrix with extra columns of zeros until the matrix is square.

#### Computation Note VLC.TI83

##### Vector Linear Combinations

---

Contributed by Douglas Phelps

Entering a vector on the TI-83 is the same process as entering a matrix. You press **4 ENTER 3 ENTER** for a  $4 \times 3$  matrix. Likewise, you press **4 ENTER 1 ENTER** for a vector of size 4. To multiply a vector by 8, press the number 8, then press the **MATRX** key, then scroll down to the letter you named your vector (**A**, **B**, **C**, etc) and press **ENTER** .

To add vectors **A** and **B** for example, press the **MATRX** key, then **ENTER** . Then press the **+** key. Then press the **MATRX** key, then the down arrow once, then **ENTER** . **[A] + [B]** will appear on the screen. Press **ENTER** .

## Section SAGE

### SAGE: Open Source Mathematics Software

---

#### Computation Note R.SAGE

##### Rings

---

Contributed by Steve Canfield

SAGE uses different rings to denote the type of an object. The rings are as follows:

ZZ: The set of integers  
 QQ: The set of rational numbers  
 RR: The real numbers  
 CC: The complex numbers

Most objects in SAGE will tell you which they are using with the `base_ring()` command. Keep this in mind, especially when row reducing or factoring. Here's a quick example of where you might go wrong.

```
m = matrix([[2, 3], [4, 7]])
m.base_ring()
IntegerRing
m.echelon_form()

$$\begin{bmatrix} 2 & 0 \\ 0 & 1 \end{bmatrix}$$

```

As you can clearly see, `m` isn't even in reduced row-echelon form. This is because `m` is defined over the ZZ. You have to create matrices with the correct ring or you will get this type of odd result. This problem comes up in more places than just calculating the reduced row-echelon form, so unless you are specifically working with integers take note.

#### Computation Note ME.SAGE

##### Matrix Entry

---

Contributed by Steve Canfield

A matrix in SAGE can be made a few ways. The first is simply to define the matrix as an array of rows. SAGE uses brackets (`[ , ]`) to delimit arrays. So the input

```
a = matrix([[1, 2, 3, 4], [5, 6, 7, 8], [9, 10, 11, 12]])
```

would create a  $3 \times 4$  matrix named `a` that is equal to

$$\begin{bmatrix} 1 & 2 & 3 & 4 \\ 5 & 6 & 7 & 8 \\ 9 & 10 & 11 & 12 \end{bmatrix}$$

SAGE will guess what type of matrix you are working with based on the inputs. If all the entries are integers, you will get back an integer matrix. If your matrix contains an entry in the  $\mathbb{R}$  or  $\mathbb{C}$  space, the matrix will be of those types. This can cause problems as integers cannot become

fractions, which is an issue when calculating reduced row-echelon form. We therefore recommend using the following construction to make your matrices,

```
a = matrix(QQ, [[1, 2, 3, 4], [5, 6, 7, 8], [9, 10, 11, 12]])
```

This gives you a matrix over the rational numbers which will be sufficient for most of the course. If your matrix has entries that are complex numbers you would replace the `QQ` with `CC`.

To display a matrix named `a`, type `a`, and the output will be displayed with rows and columns. If you type `latex(a)` you will get  $\text{\LaTeX}$  code to display the matrix. Very handy.

## Computation Note RR.SAGE Row Reduce

---

Contributed by Steve Canfield and Robert Beezer

Row-reducing a matrix is a simple operation in SAGE. However, because of Sage's flexibility with different types of numbers (integers, rationals, reals, complexes), we need to be a bit more careful.

If `a` is a matrix entered in SAGE (see Computation ME.SAGE [651]) then `a.echelon_form()` will return a new matrix that is the reduced row-echelon form of `a` (Definition RREF [27]).

If your matrix has only integer entries (as is the case with many examples and exercises in this book), then row operations might introduce rational numbers ("fractions"). So when you enter your matrix, you need to tell SAGE that rational numbers are allowable in its calculations. This is the advice in Computation R.SAGE [650] to use the ring `QQ`. As an illustration create

```
a = matrix(QQ, [[1, 2, 3, 4], [5, 6, 7, 8], [9, 10, 11, 12]])
```

and issue the command `a.echelon_form()`. The result is

$$\begin{bmatrix} 1 & 0 & -1 & -2 \\ 0 & 1 & 2 & 3 \\ 0 & 0 & 0 & 0 \end{bmatrix}$$

However, if we adjust the entry by neglecting to specify `QQ`, then SAGE assumes that we only want to work with integers, since every entry of the matrix is an integer. So as an experiment, enter

```
b = matrix([[1, 2, 3, 4], [5, 6, 7, 8], [9, 10, 11, 12]])
```

and issue the command `b.echelon_form()`. The result is

$$\begin{bmatrix} 1 & 2 & 3 & 4 \\ 0 & 4 & 8 & 12 \\ 0 & 0 & 0 & 0 \end{bmatrix}$$

You can now clearly see Sage's reluctance to multiply row 2 by  $\frac{1}{4}$ .

The ring `QQ` will of course suffice if your matrix has rational numbers for entries. Decimal entries are another place to be careful. If an entry of your matrix is the real number 2.17, you are free to enter it as the rational number  $\frac{217}{100}$  and keep the ring `QQ` in the specification of your matrix. If you want to consider your entries as real numbers, then you might as well just specify your ring as the complex numbers `CC`. This advice also applies if you have complex numbers as entries.

If you allow SAGE to work with real or complex numbers, then the problem of round-off error becomes relevant. Computer arithmetic with real numbers is, of necessity, subject to minor inaccuracies and errors. This becomes problematic when row-reducing a matrix. If a zero entry is computed instead as an extremely small number, such as  $1.287 \times 10^{-18}$ , then an incorrect sequence of row operations will follow (with further incorrect results). So if you use `CC` be on the lookout for these kinds of potential pitfalls.

So, in summary, remember to always specify the ring you will be using for your matrices, and most matrices can be handled with a choice of `QQ` or `CC`.

When you need to do significant scientific computing with SAGE, there are extra facilities that will help you work with these subtleties.

Finally, you can also use a command of the form `a.echelonize()` to replace `a` with its reduced row-echelon form.

## Computation Note LS.SAGE

### Linear Solve

---

SAGE can solve a variety of systems of equations with the `solve()` command, even when the equations are not linear (see Exercise SSLE.M70 [18]). But we can afford to specialize here to just linear systems. First, you must specify your variables in advance, so for example, `var('x1,x2,x3')` might precede a system with three equations. Equations are then written just as you might expect, except that equality is written as `==`, since computer programs have traditionally reserved `=` to assign values to variables. And remember to use a `*` to indicate that a coefficient multiplies a variable.

The example below illustrates the use of the command and the possibilities for results. Each system would be preceded by establishing the variables with the command `var('x,y')`. In the case of an infinite solution set, free variables are denoted as `rx` where `x` is an integer that increases throughout a session. The style of this description of a solution set is reminiscent of the style we used in Chapter SLE [2] before we were accustomed to using linear combinations of vectors (Theorem VFSL [97]).

System	Solution Set	Result
<code>solve([2*x+y==5, 3*x+2*y==15], x, y)</code>	Unique	<code>[[x == -5, y == 15]]</code>
<code>solve([2*x+y==5, 6*x+3*y==15], x, y)</code>	Infinite	<code>[[x == (5 - r1)/2, y == r1]]</code>
<code>solve([2*x+y==5, 6*x+3*y==10], x, y)</code>	Empty	<code>ValueError: Unable to solve...</code>

Notice how the output contains equations written a format that might be suitable as input for further use within SAGE.

## Computation Note VLC.SAGE

### Vector Linear Combinations

---

Contributed by Robert Beezer

Vectors in SAGE are constructed from lists, and are displayed horizontally. For example, the vector

$$\mathbf{v} = \begin{bmatrix} 1 \\ 2 \\ 3 \\ 4 \end{bmatrix}$$

would be entered and named via the command

$$\mathbf{v} = \text{vector}(\text{QQ}, [1, 2, 3, 4])$$

See the notes about rings (Computenote R.SAGE [??]) and matrix entry (Computenote ME.SAGE [??]) for reminders about specifying the relevant ring.

Vector addition and scalar multiplication are then very natural. If `u` and `v` are two vectors of the same size, then

$$2\mathbf{u} + (-3)\mathbf{v}$$

will compute the correct vector. it can be assigned to a variable (which will contain a vector), or be printed. If printed, it will be written horizontally with parentheses for grouping. If `u` and `v` have different sizes, then SAGE will complain about “unsupported operand(s).”



## Computation Note MI.SAGE

### Matrix Inverse

---

Contributed by Steve Canfield

If  $a$  is a matrix defined in *SAGE*, then `a.inverse()` will return the inverse of  $a$ , should it exist. In the case where  $a$  does not have an inverse *SAGE* will tell you the matrix must be nonsingular (see Theorem NI [222]).

## Computation Note TM.SAGE

### Transpose of a Matrix

---

Suppose `a` is the name of a matrix stored in *SAGE*. Then `a.transpose()` will return the transpose of `a`.

## Computation Note E.SAGE

### Eigenspaces

---

Contributed by Steve Canfield

*SAGE* can compute eigenspaces and eigenvalues for you. If you have a matrix named `a` and you type

```
a.eigenspaces()
```

you will get a listing of the eigenvalues and the eigenspace for each. Let's do an example. Your output may be formatted slightly different from what we have here.

```
m = matrix(QQ, [[-13, -8, -4], [12, 7, 4], [24, 16, 7]])
m.eigenspaces()
[(3, [(1, 2/3, 1/3)]), (-1, [(1, 0, 1/2), (0, 1, -1/2)])]
```

Whew, that looks like a mess. At the top level, `eigenspaces()` returns a dictionary whose keys are the eigenvalues. So in this case we have eigenvalues 3 and -1. Each eigenvalue has an array after it that forms the basis of the eigenspace. In our example, there is 1 vector for  $\lambda = 3$  and 2 vectors for  $\lambda = -1$ . Finally, the vectors *SAGE* spits out may not be the nicest ones to work with. In particular, we might want to scale the vectors to get rid of fractions.

# Appendix P

## Preliminaries

---

This appendix contains important ideas about complex numbers, sets, and the logic and techniques of forming proofs. It is not meant to be read straight through, but you should head here when you need to review these ideas.

We choose to expand the set of scalars from the real numbers,  $\mathbb{R}$ , to the set of complex numbers,  $\mathbb{C}$ . So basic operations with complex numbers (like addition and division) will be necessary. This can be safely postponed until your arrival in Section O [163], and a refresher before Chapter E [384] would be a good idea as well.

Sets are extremely important in all of mathematics, but maybe you have not had much exposure to the basic operations. Check out Section SET [659]. The text will send you here frequently as well. Visit often.

This book is as much about *doing* mathematics as it is about linear algebra. The “Proof Techniques” are vignettes about logic, types of theorems, structure of proofs, or just plain old-fashioned advice about how to *do* advanced mathematics. The text will frequently point to one of these techniques in advance of their first use, and for specific instructions there will be additional references. If you find constructing proofs difficult (we all did once), then head back here and browse through the advice for second or third readings.

### Section CNO

#### Complex Number Operations

---

In this section we review of the basics of working with complex numbers.

#### Subsection CNA

##### Arithmetic with complex numbers

---

A complex number is a linear combination of 1 and  $i = \sqrt{-1}$ , typically written in the form  $a + bi$ . Complex numbers can be added, subtracted, multiplied and divided, just like we are used to doing with real numbers, including the restriction on division by zero. We will not define these operations carefully, but instead illustrate with examples.

##### Example ACN

##### Arithmetic of complex numbers

$$(2 + 5i) + (6 - 4i) = (2 + 6) + (5 + (-4))i = 8 + i$$

$$(2 + 5i) - (6 - 4i) = (2 - 6) + (5 - (-4))i = -4 + 9i$$

$$(2 + 5i)(6 - 4i) = (2)(6) + (5i)(6) + (2)(-4i) + (5i)(-4i) = 12 + 30i - 8i - 20i^2$$

$$= 12 + 22i - 20(-1) = 32 + 22i$$

Division takes just a bit more care. We multiply the denominator by a complex number chosen to produce a real number and then we can produce a complex number as a result.

$$\frac{2 + 5i}{6 - 4i} = \frac{2 + 5i}{6 - 4i} \frac{6 + 4i}{6 + 4i} = \frac{-8 + 38i}{52} = -\frac{8}{52} + \frac{38}{52}i = -\frac{2}{13} + \frac{19}{26}i$$

⊠

In this example, we used  $6 + 4i$  to convert the denominator in the fraction to a real number. This number is known as the conjugate, which we define in the next section. We will often exploit the basic properties of complex number addition, subtraction, multiplication and division, so we will carefully define the two basic operations, together with a definition of equality, and then collect nine basic properties in a theorem.

### Definition CNE

#### Complex Number Equality

The complex numbers  $\alpha = a + bi$  and  $\beta = c + di$  are **equal**, denoted  $\alpha = \beta$ , if  $a = c$  and  $b = d$ .

(This definition contains Notation CNE.)

△

### Definition CNA

#### Complex Number Addition

The **sum** of the complex numbers  $\alpha = a + bi$  and  $\beta = c + di$ , denoted  $\alpha + \beta$ , is  $(a + c) + (b + d)i$ .

(This definition contains Notation CNA.)

△

### Definition CNM

#### Complex Number Multiplication

The **product** of the complex numbers  $\alpha = a + bi$  and  $\beta = c + di$ , denoted  $\alpha\beta$ , is  $(ac - bd) + (ad + bc)i$ .

(This definition contains Notation CNM.)

△

### Theorem PCNA

#### Properties of Complex Number Arithmetic

The operations of addition and multiplication of complex numbers have the following properties.

- **ACCN Additive Closure, Complex Numbers**  
If  $\alpha, \beta \in \mathbb{C}$ , then  $\alpha + \beta \in \mathbb{C}$ .
- **MCCN Multiplicative Closure, Complex Numbers**  
If  $\alpha, \beta \in \mathbb{C}$ , then  $\alpha\beta \in \mathbb{C}$ .
- **CACN Commutativity of Addition, Complex Numbers**  
For any  $\alpha, \beta \in \mathbb{C}$ ,  $\alpha + \beta = \beta + \alpha$ .
- **CMCN Commutativity of Multiplication, Complex Numbers**  
For any  $\alpha, \beta \in \mathbb{C}$ ,  $\alpha\beta = \beta\alpha$ .
- **AACN Additive Associativity, Complex Numbers**  
For any  $\alpha, \beta, \gamma \in \mathbb{C}$ ,  $\alpha + (\beta + \gamma) = (\alpha + \beta) + \gamma$ .
- **MACN Multiplicative Associativity, Complex Numbers**  
For any  $\alpha, \beta, \gamma \in \mathbb{C}$ ,  $\alpha(\beta\gamma) = (\alpha\beta)\gamma$ .
- **DCN Distributivity, Complex Numbers**  
For any  $\alpha, \beta, \gamma \in \mathbb{C}$ ,  $\alpha(\beta + \gamma) = \alpha\beta + \alpha\gamma$ .
- **ZCN Zero, Complex Numbers**  
There is a complex number  $0 = 0 + 0i$  so that for any  $\alpha \in \mathbb{C}$ ,  $0 + \alpha = \alpha$ .

- **OCN One, Complex Numbers**

There is a complex number  $1 = 1 + 0i$  so that for any  $\alpha \in \mathbb{C}$ ,  $1\alpha = \alpha$ .

- **AICN Additive Inverse, Complex Numbers**

For every  $\alpha \in \mathbb{C}$  there exists  $-\alpha \in \mathbb{C}$  so that  $\alpha + (-\alpha) = 0$ .

- **MICN Multiplicative Inverse, Complex Numbers**

For every  $\alpha \in \mathbb{C}$ ,  $\alpha \neq 0$  there exists  $\frac{1}{\alpha} \in \mathbb{C}$  so that  $\alpha \left(\frac{1}{\alpha}\right) = 1$ .

□

**Proof** We could derive each of these properties of complex numbers with a proof that builds on the identical properties of the real numbers. The only proof that might be at all interesting would be to show Property MICN [657] since we would need to trot out a conjugate. For this property, and especially for the others, we might be tempted to construct proofs of the identical properties for the reals. This would take us way too far afield, so we will draw a line in the sand right here and just agree that these nine fundamental behaviors are true. OK?

Mostly we have stated these nine properties carefully so that we can make reference to them later in other proofs. So we will be linking back here often. ■

## Subsection CCN Conjugates of Complex Numbers

---

### Definition CCN

#### Conjugate of a Complex Number

The **conjugate** of the complex number  $c = a + bi \in \mathbb{C}$  is the complex number  $\bar{c} = a - bi$ .

(This definition contains Notation CCN.)

△

### Example CSCN

#### Conjugate of some complex numbers

$$\overline{2 + 3i} = 2 - 3i \quad \overline{5 - 4i} = 5 + 4i \quad \overline{-3 + 0i} = -3 + 0i \quad \overline{0 + 0i} = 0 + 0i$$

⊠

Notice how the conjugate of a real number leaves the number unchanged. The conjugate enjoys some basic properties that are useful when we work with linear expressions involving addition and multiplication.

### Theorem CCRA

#### Complex Conjugation Respects Addition

Suppose that  $c$  and  $d$  are complex numbers. Then  $\overline{c + d} = \bar{c} + \bar{d}$ .

□

**Proof** Let  $c = a + bi$  and  $d = r + si$ . Then

$$\overline{c + d} = \overline{(a + r) + (b + s)i} = (a + r) - (b + s)i = (a - bi) + (r - si) = \bar{c} + \bar{d}$$

■

### Theorem CCRM

#### Complex Conjugation Respects Multiplication

Suppose that  $c$  and  $d$  are complex numbers. Then  $\overline{cd} = \bar{c}\bar{d}$ .

□

**Proof** Let  $c = a + bi$  and  $d = r + si$ . Then

$$\overline{cd} = \overline{(ar - bs) + (as + br)i} = (ar - bs) - (as + br)i$$

$$= (ar - (-b)(-s)) + (a(-s) + (-b)r)i = (a - bi)(r - si) = \overline{cd}$$

■

**Theorem CCT****Complex Conjugation Twice**

Suppose that  $c$  is a complex number. Then  $\overline{\overline{c}} = c$ .

□

**Proof** Let  $c = a + bi$ . Then

$$\overline{\overline{c}} = \overline{a - bi} = a - (-bi) = a + bi = c$$

■

**Subsection MCN****Modulus of a Complex Number**

We define one more operation with complex numbers that may be new to you.

**Definition MCN****Modulus of a Complex Number**

The **modulus** of the complex number  $c = a + bi \in \mathbb{C}$ , is the nonnegative real number

$$|c| = \sqrt{c\overline{c}} = \sqrt{a^2 + b^2}.$$

△

**Example MSCN****Modulus of some complex numbers**

$$|2 + 3i| = \sqrt{13} \quad |5 - 4i| = \sqrt{41} \quad |-3 + 0i| = 3 \quad |0 + 0i| = 0$$

⊠

The modulus can be interpreted as a version of the absolute value for complex numbers, as is suggested by the notation employed. You can see this in how  $|-3| = |-3 + 0i| = 3$ . Notice too how the modulus of the complex zero,  $0 + 0i$ , has value 0.

## Section SET

### Sets

#### Definition SET

##### Set

A **set** is an unordered collection of objects. If  $S$  is a set and  $x$  is an object that is in the set  $S$ , we write  $x \in S$ . If  $x$  is not in  $S$ , then we write  $x \notin S$ . We refer to the objects in a set as its **elements**.

(This definition contains Notation SETM.) △

Hard to get much more basic than that. Notice that the objects in a set can be *anything*, and there is no notion of order among the elements of the set. A set can be finite as well as infinite. A set can contain other sets as its objects. At a primitive level, a set is just a way to break up some class of objects into two groupings: those objects in the set, and those objects not in the set.

#### Example SETM

##### Set membership

From the set of all possible symbols, construct the following set of three symbols,

$$S = \{\blacksquare, \blacklozenge, \blackstar\}$$

Then the statement  $\blacksquare \in S$  is true, while the statement  $\blacktriangle \in S$  is false. However, then the statement  $\blacktriangle \notin S$  is true. ⊠

A portion of a set is known as a subset. Notice how the following definition uses an implication (if whenever...then...). Note too how the definition of a subset relies on the definition of a set through the idea of set membership.

#### Definition SSET

##### Subset

If  $S$  and  $T$  are two sets, then  $S$  is a subset of  $T$ , written  $S \subseteq T$  if whenever  $x \in S$  then  $x \in T$ .

(This definition contains Notation SSET.) △

If we want to disallow the possibility that  $S$  is the same as  $T$ , we use the notation  $S \subset T$  and we say that  $S$  is a **proper subset** of  $T$ . We'll do an example, but first we'll define a special set.

#### Definition ES

##### Empty Set

The empty set is the set with no elements. Its is denoted by  $\emptyset$ .

(This definition contains Notation ES.) △

#### Example SSET

##### Subset

If  $S = \{\blacksquare, \blacklozenge, \blackstar\}$ ,  $T = \{\blackstar, \blacklozenge\}$ ,  $R = \{\blacktriangle, \blackstar\}$ , then

$$\begin{array}{lll} T \subseteq S & R \not\subseteq T & \emptyset \subseteq S \\ T \subset S & S \subseteq S & S \not\subseteq S \end{array}$$

⊠

What does it mean for two sets to be equal? They must be the same. Well, that explanation is not really too helpful, is it? How about: If  $A \subseteq B$  and  $B \subseteq A$ , then  $A$  equals  $B$ . This gives us something to work with, if  $A$  is a subset of  $B$ , and *vice versa*, then they must really be the same set. We will now make the symbol “=” do double-duty and extend its use to statements like  $A = B$ , where  $A$  and  $B$  are sets. Here's the definition, which we will reference often.

**Definition SE****Set Equality**

Two sets,  $S$  and  $T$ , are equal, if  $S \subseteq T$  and  $T \subseteq S$ . In this case, we write  $S = T$ .

(This definition contains Notation SE.)

△

Sets are typically written inside of braces, as  $\{ \}$ , as we have seen above. However, when sets have more than a few elements, a description will typically have two components. The first is a description of the general type of objects contained in a set, while the second is some sort of restriction on the properties the objects have. Every object in the set must be of the type described in the first part and it must satisfy the restrictions in the second part. Conversely, any object of the proper type for the first part, that also meets the conditions of the second part, will be in the set. These two parts are set off from each other somehow, often with a vertical bar ( $|$ ) or a colon ( $:$ ).

I like to think of sets as clubs. The first part is some description of the type of people who *might* belong to the club, the basic objects. For example, a bicycle club would describe its members as being people who like to ride bicycles. The second part is like a membership committee, it restricts the people who are allowed in the club. Continuing with our bicycle club analogy, we might decide to limit ourselves to “serious” riders and only have members who can document having ridden 100 kilometers or more in a single day at least one time.

The restrictions on membership can migrate around some between the first and second part, and there may be several ways to describe the same set of objects. Here’s a more mathematical example, employing the set of all integers,  $\mathbb{Z}$ , to describe the set of even integers.

$$\begin{aligned} E &= \{x \in \mathbb{Z} \mid x \text{ is an even number}\} \\ &= \{x \in \mathbb{Z} \mid 2 \text{ divides } x \text{ evenly}\} \\ &= \{2k \mid k \in \mathbb{Z}\} \end{aligned}$$

Notice how this set tells us that its objects are integer numbers (not, say, matrices or functions, for example) and just those that are even. So we can write that  $10 \in E$ , while  $17 \notin E$  once we check the membership criteria. We also recognize the question

$$\begin{bmatrix} 1 & -3 & 5 \\ 2 & 0 & 3 \end{bmatrix} \in E?$$

as being simply ridiculous.

**Subsection SC****Set Cardinality**

On occasion, we will be interested in the number of elements in a finite set. Here’s the definition and the associated notation.

**Definition C****Cardinality**

Suppose  $S$  is a finite set. Then the number of elements in  $S$  is called the **cardinality** or **size** of  $S$ , and is denoted  $|S|$ .

(This definition contains Notation C.)

△

**Example CS****Cardinality and Size**

If  $S = \{\blacklozenge, \blackstar, \blacksquare\}$ , then  $|S| = 3$ .

⊠

## Subsection SO

### Set Operations

---

In this subsection we define and illustrate the three most common basic ways to manipulate sets to create other sets. Since much of linear algebra is about sets, we will use these often.

#### Definition SU

##### Set Union

Suppose  $S$  and  $T$  are sets. Then the **union** of  $S$  and  $T$ , denoted  $S \cup T$ , is the set whose elements are those that are elements of  $S$  or of  $T$ , or both. More formally,

$$x \in S \cup T \text{ if and only if } x \in S \text{ or } x \in T$$

(This definition contains Notation SU.)

△

Notice that the use of the word “or” in this definition is meant to be non-exclusive. That is, it allows for  $x$  to be an element of both  $S$  and  $T$  and still qualify for membership in  $S \cup T$ .

#### Example SU

##### Set union

If  $S = \{\diamond, \star, \blacksquare\}$  and  $T = \{\diamond, \star, \blacktriangle\}$  then  $S \cup T = \{\diamond, \star, \blacksquare, \blacktriangle\}$ .

⊠

#### Definition SI

##### Set Intersection

Suppose  $S$  and  $T$  are sets. Then the **intersection** of  $S$  and  $T$ , denoted  $S \cap T$ , is the set whose elements are only those that are elements of  $S$  and of  $T$ . More formally,

$$x \in S \cap T \text{ if and only if } x \in S \text{ and } x \in T$$

(This definition contains Notation SI.)

△

#### Example SI

##### Set intersection

If  $S = \{\diamond, \star, \blacksquare\}$  and  $T = \{\diamond, \star, \blacktriangle\}$  then  $S \cap T = \{\diamond, \star\}$ .

⊠

The union and intersection of sets are operations that begin with two sets and produce a third, new, set. Our final operation is the set complement, which we usually think of as an operation that takes a single set and creates a second, new, set. However, if you study the definition carefully, you will see that it needs to be computed *relative* to some “universal” set.

#### Definition SC

##### Set Complement

Suppose  $S$  is a set that is a subset of a universal set  $U$ . Then the **complement** of  $S$ , denoted  $\overline{S}$ , is the set whose elements are those that are elements of  $U$  and not elements of  $S$ . More formally,

$$x \in \overline{S} \text{ if and only if } x \in U \text{ and } x \notin S$$

(This definition contains Notation SC.)

△

Notice that there is nothing at all special about the universal set. This is simply a term that suggests that  $U$  contains all of the possible objects we are considering. Often this set will be clear from the context, and we won't think much about it, nor reference it in our notation. In other cases (rarely in our work in this course) the exact nature of the universal set must be made explicit, and reference to it will possibly be carried through in our choice of notation.



**Example SC****Set complement**

If  $U = \{\diamond, \star, \blacksquare, \blacktriangle\}$  and  $S = \{\diamond, \star, \blacksquare\}$  then  $\bar{S} = \{\blacktriangle\}$ . □

There are many more natural operations that can be performed on sets, such as an exclusive-or and the symmetric difference. Many of these can be defined in terms of the union, intersection and complement. We will not have much need of them in this course, and so we will not give precise descriptions here in this preliminary section.

There is also an interesting variety of basic results that describe the interplay of these operations with each other. We mention just two as an example, these are known as DeMorgan's Laws.

$$\begin{aligned}\overline{(S \cup T)} &= \bar{S} \cap \bar{T} \\ \overline{(S \cap T)} &= \bar{S} \cup \bar{T}\end{aligned}$$

Besides having an appealing symmetry, we mention these two facts, since constructing the proofs of each is a useful exercise that will require a solid understanding of all but one of the definitions presented in this section. Give it a try.

## Section PT

### Proof Techniques

---

In this section we collect many short essays designed to help you understand how to read, understand and construct proofs. Some are very factual, while others consist of advice. They appear in the order that they are first needed (or advisable) in the text, and are meant to be self-contained. So you should not think of reading through this section in one sitting as you begin this course. But be sure to head back here for a first reading whenever the text suggests it. Also think about returning to browse at various points during the course, and especially as you struggle with becoming an accomplished mathematician who is comfortable with the difficult process of designing new proofs.

### Proof Technique D

#### Definitions

---

A definition is a made-up term, used as a kind of shortcut for some typically more complicated idea. For example, we say a whole number is **even** as a shortcut for saying that when we divide the number by two we get a remainder of zero. With a precise definition, we can answer certain questions unambiguously. For example, did you ever wonder if zero was an even number? Now the answer should be clear since we have a precise definition of what we mean by the term even.

A single term might have several possible definitions. For example, we could say that the whole number  $n$  is even if there is another whole number  $k$  such that  $n = 2k$ . We say this is an equivalent definition since it categorizes even numbers the same way our first definition does.

Definitions are like two-way streets — we can use a definition to replace something rather complicated by its definition (if it fits) *and* we can replace a definition by its more complicated description. A definition is usually written as some form of an implication, such as “If something-nice-happens, then **blatzo**.” However, this also means that “If blatzo, then something-nice-happens,” even though this may not be formally stated. This is what we mean when we say a definition is a two-way street — it is really two implications, going in opposite “directions.”

Anybody (including you) can make up a definition, so long as it is unambiguous, but the real test of a definition’s utility is whether or not it is useful for describing interesting or frequent situations.

We will talk about theorems later (and especially equivalences). For now, be sure not to confuse the notion of a definition with that of a theorem.

In this book, we will display every new definition carefully set-off from the text, and the term being defined will be written thus: **definition**. Additionally, there is a full list of all the definitions, in order of their appearance located at the front of the book (Definitions [viii]). Finally, the acronym for each definition can be found in the index (Index [??]). Definitions are critical to doing mathematics and proving theorems, so we’ve given you lots of ways to locate a definition should you forget its... uh, well, ... definition.

Can you formulate a precise definition for what it means for a number to be **odd**? (Don’t just say it is the opposite of even. Act as if you don’t have a definition for even yet.) Can you formulate your definition a second, equivalent, way? Can you employ your definition to test an odd and an even number for “odd-ness”?

## Proof Technique T

### Theorems

---

Higher mathematics is about understanding theorems. Reading them, understanding them, applying them, proving them. Every theorem is a shortcut — we prove something in general, and then whenever we find a specific instance covered by the theorem we can immediately say that we know something else about the situation by applying the theorem. In many cases, this new information can be gained with much less effort than if we did not know the theorem.

The first step in understanding a theorem is to realize that the statement of every theorem can be rewritten using statements of the form “If something-happens, then something-else-happens.” The “something-happens” part is the **hypothesis** and the “something-else-happens” is the **conclusion**. To understand a theorem, it helps to rewrite its statement using this construction. To apply a theorem, we verify that “something-happens” in a particular instance and immediately conclude that “something-else-happens.” To prove a theorem, we must argue based on the assumption that the hypothesis is true, and arrive through the process of logic that the conclusion must then also be true.

## Proof Technique L

### Language

---

Like any science, the language of math must be understood before further study can continue.

Erin Wilson, Student  
September, 2004

Mathematics is a language. It is a way to express complicated ideas clearly, precisely, and unambiguously. Because of this, it can be difficult to read. Read slowly, and have pencil and paper at hand. It will usually be necessary to read something several times. While reading can be difficult, it is even harder to speak mathematics, and so that is the topic of this technique.

“Natural” language, in the present case English, is fraught with ambiguity. Consider the possible meanings of the sentence: The fish is ready to eat. One fish, or two fish? Are the fish hungry, or will the fish be eaten? (See Exercise SSLE.M10 [17], Exercise SSLE.M11 [18], Exercise SSLE.M12 [18], Exercise SSLE.M13 [18].) In your daily interactions with others, give some thought to how many mis-understandings arise from the ambiguity of pronouns, modifiers and objects.

I am going to suggest a simple modification to the way you use language that will make it much, much easier to become proficient at speaking mathematics and eventually it will become second nature. Think of it as a training aid or practice drill you might use when learning to become skilled at a sport.

First, eliminate pronouns from your vocabulary when discussing linear algebra, in class or with your colleagues. Do not use: it, that, those, their or similar sources of confusion. This is the single easiest step you can take to make your oral expression of mathematics clearer to others, and in turn, it will greatly help your own understanding.

Now rid yourself of the word “thing” (or variants like “something”). When you are tempted to use this word realize that there is some object you want to discuss, and we likely have a definition for that object (see the discussion at Technique D [663]). Always “think about your objects” and many aspects of the study of mathematics will get easier. Ask yourself: “Am I working with a set, a number, a function, an operation, a differential equation, or what?” Knowing what an object *is* will allow you to narrow down the procedures you may apply to **it**. If you have studied an object-oriented computer programming language, then you will already have experience identifying objects and thinking carefully about what procedures are allowed to be applied to them.

Third, eliminate the verb “works” (as in “the equation works”) from your vocabulary. This term is used as a substitute when we are not sure just what we are trying to accomplish. Usually we are trying to say that some object fulfills some condition. The condition might even have a definition associated with it, making it even easier to describe.

Last, speak sloooooowly and thoughtfully as you try to get by without all these lazy words. It is hard at first, but you will get better with practice. Especially in class, when the pressure is on and all eyes are on you, don’t succumb to the temptation to use these weak words. Slow down, we’d all rather wait for a slow, well-formed question or answer than a fast, sloppy, incomprehensible one.

You will find the improvement in your ability to *speak* clearly about complicated ideas will greatly improve your ability to *think* clearly about complicated ideas. And I believe that you cannot think clearly about complicated ideas if you cannot formulate questions or answers clearly in the correct language. This is as applicable to the study of law, economics or philosophy as it is to the study of science or mathematics.

In this spirit, Dupont Hubert has contributed the following quotation, which is widely used in French mathematics courses (and which might be construed as the contrapositive of Technique CP [667])

Ce que l’on concoit bien s’enonce clairement,  
Et les mots pour le dire arrivent aisement.

— Nicolas Boileau, L’art poétique, Chant I, 1674

which translates as

Whatever is well conceived is clearly said,  
And the words to say it flow with ease.

So when you come to class, check your pronouns at the door, along with other weak words. And when studying with friends, you might make a game of catching one another using pronouns, “thing,” or “works.” I know I’ll be calling you on it!

## Proof Technique GS Getting Started

---

“I don’t know how to get started!” is often the lament of the novice proof-builder. Here are a few pieces of advice.

1. As mentioned in Technique T [664], rewrite the statement of the theorem in an “if-then” form. This will simplify identifying the hypothesis and conclusion, which are referenced in the next few items.
2. Ask yourself what *kind* of statement you are trying to prove. This is always part of your conclusion. Are you being asked to conclude that two numbers are equal, that a function is differentiable or a set is a subset of another? You cannot bring other techniques to bear if you do not know what *type* of conclusion you have.
3. Write down reformulations of your hypotheses. Interpret and translate each definition properly.
4. Write your hypothesis at the top of a sheet of paper and your conclusion at the bottom. See if you can formulate a statement that precedes the conclusion and also implies it. Work down from your hypothesis, and up from your conclusion, and see if you can meet in the middle. When you are finished, rewrite the proof nicely, from hypothesis to conclusion, with verifiable implications giving each subsequent statement.

5. As you work through your proof, think about what kinds of objects your symbols represent. For example, suppose  $A$  is a set and  $f(x)$  is a real-valued function. Then the expression  $A + f$  might make no sense if we have not defined what it means to “add” a set to a function, so we can stop at that point and adjust accordingly. On the other hand we might understand  $2f$  to be the function whose rule is described by  $(2f)(x) = 2f(x)$ . “Think about your objects” means to always verify that your objects and operations are compatible.

## Proof Technique C

### Constructive Proofs

---

Conclusions of proofs come in a variety of types. Often a theorem will simply *assert* that something exists. The best way, but not the only way, to show something exists is to actually build it. Such a proof is called **constructive**. The thing to realize about constructive proofs is that the proof itself will contain a procedure that might be used computationally to construct the desired object. If the procedure is not too cumbersome, then the proof itself is as useful as the statement of the theorem.

## Proof Technique E

### Equivalences

---

When a theorem uses the phrase “if and only if” (or the abbreviation “iff”) it is a shorthand way of saying that two if-then statements are true. So if a theorem says “ $P$  if and only if  $Q$ ,” then it is true that “if  $P$ , then  $Q$ ” while it is also true that “if  $Q$ , then  $P$ .” For example, it may be a theorem that “I wear bright yellow knee-high plastic boots if and only if it is raining.” This means that I *never* forget to wear my super-duper yellow boots when it is raining *and* I wouldn’t be seen in such silly boots *unless* it was raining. You never have one without the other. I’ve got my boots on and it is raining *or* I don’t have my boots on and it is dry.

The upshot for proving such theorems is that it is like a 2-for-1 sale, we get to do *two* proofs. Assume  $P$  and conclude  $Q$ , then start over and assume  $Q$  and conclude  $P$ . For this reason, “if and only if” is sometimes abbreviated by  $\iff$ , while proofs indicate which of the two implications is being proved by prefacing each with  $\Rightarrow$  or  $\Leftarrow$ . A carefully written proof will remind the reader which statement is being used as the hypothesis, a quicker version will let the reader deduce it from the direction of the arrow. Tradition dictates we do the “easy” half first, but that’s hard for a student to know until you’ve finished doing both halves! Oh well, if you rewrite your proofs (a good habit), you can then choose to put the easy half first.

Theorems of this type are called “equivalences” or “characterizations,” and they are some of the most pleasing results in mathematics. They say that two objects, or two situations, are really the same. You don’t have one without the other, like rain and my yellow boots. The more different  $P$  and  $Q$  seem to be, the more pleasing it is to discover they are really equivalent. And if  $P$  describes a very mysterious solution or involves a tough computation, while  $Q$  is transparent or involves easy computations, then we’ve found a great shortcut for better understanding or faster computation. Remember that every theorem really is a shortcut in some form. You will also discover that if proving  $P \Rightarrow Q$  is very easy, then proving  $Q \Rightarrow P$  is likely to be proportionately harder. Sometimes the two halves are about equally hard. And in rare cases, you can string together a whole sequence of other equivalences to form the one you’re after and you don’t even need to do two halves. In this case, the argument of one half is just the argument of the other half, but in reverse.

One last thing about equivalences. If you see a statement of a theorem that says two things are “equivalent,” translate it first into an “if and only if” statement.

## Proof Technique N

### Negation

---

When we construct the contrapositive of a theorem (Technique CP [667]), we need to negate the two statements in the implication. And when we construct a proof by contradiction (Technique CD [668]), we need to negate the conclusion of the theorem. One way to construct a converse (Technique CV [667]) is to simultaneously negate the hypothesis and conclusion of an implication (but remember that this is not guaranteed to be a true statement). So we often have the need to negate statements, and in some situations it can be tricky.

If a statement says that a set is empty, then its negation is the statement that the set is nonempty. That's straightforward. Suppose a statement says "something-happens" for all  $i$ , or every  $i$ , or any  $i$ . Then the negation is that "something-doesn't-happen" for at least one value of  $i$ . If a statement says that there exists at least one "thing," then the negation is the statement that there is no "thing." If a statement says that a "thing" is unique, then the negation is that there is zero, or more than one, of the "thing."

We are not covering all of the possibilities, but we wish to make the point that logical qualifiers like "there exists" or "for every" must be handled with care when negating statements. Studying the proofs which employ contradiction (as listed in Technique CD [668]) is a good first step towards understanding the range of possibilities.

## Proof Technique CP

### Contrapositives

---

The **contrapositive** of an implication  $P \Rightarrow Q$  is the implication  $\text{not}(Q) \Rightarrow \text{not}(P)$ , where "not" means the logical negation, or opposite. An implication is true if and only if its contrapositive is true. In symbols,  $(P \Rightarrow Q) \iff (\text{not}(Q) \Rightarrow \text{not}(P))$  is a theorem. Such statements about logic, that are always true, are known as **tautologies**.

For example, it is a theorem that "if a vehicle is a fire truck, then it has big tires and has a siren." (Yes, I'm sure you can conjure up a counterexample, but play along with me anyway.) The contrapositive is "if a vehicle does not have big tires or does not have a siren, then it is not a fire truck." Notice how the "and" became an "or" when we negated the conclusion of the original theorem.

It will frequently happen that it is easier to construct a proof of the contrapositive than of the original implication. If you are having difficulty formulating a proof of some implication, see if the contrapositive is easier for you. The trick is to construct the negation of complicated statements accurately. More on that later.

## Proof Technique CV

### Converses

---

The **converse** of the implication  $P \Rightarrow Q$  is the implication  $Q \Rightarrow P$ . There is no guarantee that the truth of these two statements are related. In particular, if an implication has been proven to be a theorem, then do not try to use its converse too, as if it were a theorem. Sometimes the converse is true (and we have an equivalence, see Technique E [666]). But more likely the converse is false, especially if it wasn't included in the statement of the original theorem.

For example, we have the theorem, "if a vehicle is a fire truck, then it has big tires and has a siren." The converse is false. The statement that "if a vehicle has big tires and a siren, then it is a fire truck" is false. A police vehicle for use on a sandy public beach would have big tires and a siren, yet is not equipped to fight fires.

We bring this up now, because Theorem CSRN [52] has a tempting converse. Does this theorem say that if  $r < n$ , then the system is consistent? Definitely not, as Archetype E [695] has  $r = 3 < 4 = n$ , yet is inconsistent. This example is then said to be a **counterexample** to the converse. Whenever you think a theorem that is an implication might actually be an equivalence, it is good to hunt around for a counterexample that shows the converse to be false (the archetypes, Appendix A [674], can be a good hunting ground).

## Proof Technique CD Contradiction

---

Another proof technique is known as “proof by contradiction” and it can be a powerful (and satisfying) approach. Simply put, suppose you wish to prove the implication, “If  $A$ , then  $B$ .” As usual, we assume that  $A$  is true, but we also make the additional assumption that  $B$  is false. If our original implication is true, then these twin assumptions should lead us to a logical inconsistency. In practice we assume the negation of  $B$  to be true (see Technique N [667]). So we argue from the assumptions  $A$  and  $\text{not}(B)$  looking for some obviously false conclusion such as  $1 = 6$ , or a set is simultaneously empty and nonempty, or a matrix is both nonsingular and singular.

You should be careful about formulating proofs that look like proofs by contradiction, but really aren’t. This happens when you assume  $A$  and  $\text{not}(B)$  and proceed to give a “normal” and direct proof that  $B$  is true by only using the assumption that  $A$  is true. Your last step is to then claim that  $B$  is true and you then appeal to the assumption that  $\text{not}(B)$  is true, thus getting the desired contradiction. Instead, you could have avoided the overhead of a proof by contradiction and just run with the direct proof. This stylistic flaw is known, quite graphically, as “setting up the strawman to knock him down.”

Here is a simple example of a proof by contradiction. There are direct proofs that are just about as easy, but this will demonstrate the point, while narrowly avoiding knocking down the straw man.

**Theorem:** If  $a$  and  $b$  are odd integers, then their product,  $ab$ , is odd.

**Proof:** To begin a proof by contradiction, assume the hypothesis, that  $a$  and  $b$  are odd. Also assume the negation of the conclusion, in this case, that  $ab$  is even. Then there are integers,  $j$ ,  $k$ ,  $\ell$  so that  $a = 2j + 1$ ,  $b = 2k + 1$ ,  $ab = 2\ell$ . Then

$$\begin{aligned} 0 &= ab - ab \\ &= (2j + 1)(2k + 1) - (2\ell) \\ &= 4jk + 2j + 2k - 2\ell + 1 \\ &= 2(2jk + j + k - \ell) + 1 \end{aligned}$$

Notice how we used both our hypothesis and the negation of the conclusion in the second line. Now divide the integer on each end of this string of equalities by 2. On the left we get a remainder of 0, while on the right we see that the remainder will be 1. Both remainders cannot be correct, so this is our desired contradiction. Thus, the conclusion (that  $ab$  is odd) is true.

Again, we do not offer this example as the *best* proof of this fact about even and odd numbers, but rather it is a simple illustration of a proof by contradiction. You can find examples of proofs by contradiction in Theorem RREFU [30], Theorem NMUS [72], Theorem NPNT [220], Theorem TTMI [208], Theorem GSP [171], Theorem ELIS [345], Theorem EDYES [348], Theorem EMHE [387], Theorem EDELI [406], and Theorem DMFE [425], in addition to several examples and solutions to exercises.

## Proof Technique U Uniqueness

A theorem will sometimes claim that some object, having some desirable property, is unique. In other words, there should be only one such object. To prove this, a standard technique is to assume there are two such objects and proceed to analyze the consequences. The end result may be a contradiction (Technique CD [668]), or the conclusion that the two allegedly different objects really are equal.

## Proof Technique ME Multiple Equivalences

A very specialized form of a theorem begins with the statement “The following are equivalent...,” which is then followed by a list of statements. Informally, this lead-in sometimes gets abbreviated by “TFAE.” This formulation means that any two of the statements on the list can be connected with an “if and only if” to form a theorem. So if the list has  $n$  statements then, there are  $\frac{n(n-1)}{2}$  possible equivalences that can be constructed (and are claimed to be true).

Suppose a theorem of this form has statements denoted as  $A, B, C, \dots, Z$ . To prove the entire theorem, we can prove  $A \Rightarrow B, B \Rightarrow C, C \Rightarrow D, \dots, Y \Rightarrow Z$  and finally,  $Z \Rightarrow A$ . This circular chain of  $n$  equivalences would allow us, logically, if not practically, to form any one of the  $\frac{n(n-1)}{2}$  possible equivalences by chasing the equivalences around the circle as far as required.

## Proof Technique PI Proving Identities

Many theorems have conclusions that say two objects are equal. Perhaps one object is hard to compute or understand, while the other is easy to compute or understand. This would make for a pleasing theorem. Whether the result is pleasing or not, we take the same approach to formulate a proof. Sometimes we need to employ specialized notions of equality, such as Definition SE [660] or Definition CVE [82], but in other cases we can string together a list of equalities.

The wrong way to prove an identity is to begin by writing it down and then beating on it until it reduces to an obvious identity. The first flaw is that you would be writing down the statement you wish to prove, as if you already believed it to be true. But more dangerous is the possibility that some of your maneuvers are not reversible. Here’s an example. Let’s prove that  $3 = -3$ .

$$\begin{array}{ll} 3 = -3 & \text{(This is a bad start)} \\ 3^2 = (-3)^2 & \text{Square both sides} \\ 9 = 9 & \\ 0 = 0 & \text{Subtract 9 from both sides} \end{array}$$

So because  $0 = 0$  is a true statement, does it follow that  $3 = -3$  is a true statement? Nope. Of course, we didn’t really expect a legitimate proof of  $3 = -3$ , but this attempt should illustrate the dangers of this (incorrect) approach.

What you have just seen in the proof of Theorem VSPCV [84], and what you will see consistently throughout this text, is proofs of the following form. To prove that  $A = D$  we write

$$\begin{array}{ll} A = B & \text{Theorem, Definition or Hypothesis justifying } A = B \\ = C & \text{Theorem, Definition or Hypothesis justifying } B = C \\ = D & \text{Theorem, Definition or Hypothesis justifying } C = D \end{array}$$



In your scratch work exploring possible approaches to proving a theorem you may massage a variety of expressions, sometimes making connections to various bits and pieces, while some parts get abandoned. Once you see a line of attack, rewrite your proof carefully mimicking this style.

## Proof Technique DC Decompositions

---

Much of your mathematical upbringing, especially once you began a study of algebra, revolved around simplifying expressions — combining like terms, obtaining common denominators so as to add fractions, factoring in order to solve polynomial equations. However, as often as not, we will do the opposite. Many theorems and techniques will revolve around taking some object and “decomposing” it into some combination of other objects, ostensibly in a more complicated fashion. When we say something can “be written as” something else, we mean that the one object can be decomposed into some combination of other objects. This may seem unnatural at first, but results of this type will give us insight into the structure of the original object by exposing its inner workings. An appropriate analogy might be stripping the wallboards away from the interior of a building to expose the structural members supporting the whole building.

This is a major shift in thinking, so come back here often, especially when we say “can be written as”, or “can be expressed as,” or “can be decomposed as.”

## Proof Technique I Induction

---

“Induction” or “mathematical induction” is a framework for proving statements that are indexed by integers. In other words, suppose you have a statement to prove that is really multiple statements, one for  $n = 1$ , another for  $n = 2$ , a third for  $n = 3$ , and so on. If there is enough similarity between the statements, then you can use a script (the framework) to prove them all at once.

For example, consider the theorem

**Theorem**  $1 + 2 + 3 + \cdots + n = \frac{n(n+1)}{2}$  for  $n \geq 1$ .

This is shorthand for the many statements  $1 = \frac{1(1+1)}{2}$ ,  $1 + 2 = \frac{2(2+1)}{2}$ ,  $1 + 2 + 3 = \frac{3(3+1)}{2}$ ,  $1 + 2 + 3 + 4 = \frac{4(4+1)}{2}$ , and so on. Forever. You can do the calculations in each of these statements and verify that all four are true. We might not be surprised to learn that the fifth statement is true as well (go ahead and check). However, do we think the theorem is true for  $n = 872$ ? Or  $n = 1, 234, 529$ ?

To see that these questions are not so ridiculous, consider the following example from Rotman’s *Journey into Mathematics*. The statement “ $n^2 - n + 41$  is prime” is true for integers  $1 \leq n \leq 40$  (check a few). However, when we check  $n = 41$  we find  $41^2 - 41 + 41 = 41^2$ , which is not prime.

So how do we prove infinitely many statements all at once? More formally, let’s denote our statements as  $P(n)$ . Then, if we can prove the two assertions

1.  $P(1)$  is true.
2. If  $P(k)$  is true, then  $P(k + 1)$  is true.

then it follows that  $P(n)$  is true for all  $n \geq 1$ . To understand this, I liken the process to climbing an infinitely long ladder with equally spaced rungs. Confronted with such a ladder, suppose I tell you that you are able to step up onto the first rung, and if you are on any particular rung, then you are capable of stepping up to the next rung. It follows that you can climb the ladder as far up as you wish. The first formal assertion above is akin to stepping onto the first rung, and the second formal assertion is akin to assuming that if you are on any one rung then you can always reach the next rung.

In practice, establishing that  $P(1)$  is true is called the “base case” and in most cases is straightforward. Establishing that  $P(k) \Rightarrow P(k+1)$  is referred to as the “induction step,” or in this book (and elsewhere) we will typically refer to the assumption of  $P(k)$  as the “induction hypothesis.” This is perhaps the most mysterious part of a proof by induction, since it looks like you are assuming ( $P(k)$ ) what you are trying to prove ( $P(n)$ ). Sometimes it is even worse, since as you get more comfortable with induction, we often don’t bother to use a different letter ( $k$ ) for the index ( $n$ ) in the induction step. Notice that the second formal assertion never says that  $P(k)$  is true, it simply says that *if*  $P(k)$  were true, what might logically follow. We can establish statements like “If I lived on the moon, then I could pole-vault over a bar 12 meters high.” This may be a true statement, but it does not say we live on the moon, and indeed we may never live there.

Enough generalities. Let’s work an example and prove the theorem above about sums of integers. Formally, our statement is  $P(n) : 1 + 2 + 3 + \dots + n = \frac{n(n+1)}{2}$ .

**Proof:** Base Case.  $P(1)$  is the statement  $1 = \frac{1(1+1)}{2}$ , which we see simplifies to the true statement  $1 = 1$ .

Induction Step: We will assume  $P(k)$  is true, and will try to prove  $P(k+1)$ . Given what we want to accomplish, it is natural to begin by examining the sum of the first  $k+1$  integers.

$$\begin{aligned} 1 + 2 + 3 + \dots + (k+1) &= (1 + 2 + 3 + \dots + k) + (k+1) \\ &= \frac{k(k+1)}{2} + (k+1) && \text{Induction Hypothesis} \\ &= \frac{k^2 + k}{2} = \frac{k^2 + 3k + 2}{2} \\ &= \frac{(k+1)(k+2)}{2} = \frac{(k+1)((k+1)+1)}{2} \end{aligned}$$

We then recognize the two ends of this chain of equalities as  $P(k+1)$ . So, by mathematical induction, the theorem is true for all  $n$ .

How do you recognize when to use induction? The first clue is a statement that is really many statements, one for each integer. The second clue would be that you begin a more standard proof and you find yourself using words like “and so on” (as above!) or lots of ellipses (dots) to establish patterns that you are convinced continue on and on forever. However, there are many minor instances where induction might be warranted but we don’t bother.

Induction is important enough, and used often enough, that it appears in various variations. The base case sometimes begins with  $n = 0$ , or perhaps an integer greater than  $n$ . Some formulate the induction step as  $P(k-1) \Rightarrow P(k)$ . There is also a “strong form” of induction where we assume all of  $P(1), P(2), P(3), \dots, P(k)$  as a hypothesis for showing the conclusion  $P(k+1)$ . You can find examples of induction in the proofs of Theorem GSP [171], Theorem DER [366], Theorem DT [367], Theorem DIM [376], Theorem EOMP [408], Theorem DCP [411], and Theorem KPLT [594].

## Proof Technique P Practice

Here is a technique used by many practicing mathematicians when they are teaching themselves new mathematics. As they read a textbook, monograph or research article, they attempt to prove each new theorem themselves, *before* reading the proof. Often the proofs can be very difficult, so it is wise not to spend too much time on each. Maybe limit your losses and try each proof for 10 or 15 minutes. Even if the proof is not found, it is time well-spent. You become more familiar with the definitions involved, and the hypothesis and conclusion of the theorem. When you do work through the proof, it might make more sense, and you will gain added insight about just how to construct a proof.

## Proof Technique LC

### Lemmas and Corollaries

---

Theorems often go by different titles. Two of the most popular being “lemma” and “corollary.” Before we describe the fine distinctions, be aware that lemmas, corollaries, propositions, claims and facts are all just theorems. And every theorem can be rephrased as an “if-then” statement, or perhaps a pair of “if-then” statements expressed as an equivalence (Technique E [666]).

A lemma is a theorem that is not too interesting in its own right, but is important for proving other theorems. It might be a generalization or abstraction of a key step of several different proofs. For this reason you often hear the phrase “technical lemma” though some might argue that the adjective “technical” is redundant.

A corollary is a theorem that follows very easily from another theorem. For this reason, corollaries frequently do not have proofs. You are expected to easily and quickly see how a previous theorem implies the corollary.

A proposition or fact is really just a codeword for a theorem. A claim might be similar, but some authors like to use claims within a proof to organize key steps. In a similar manner, some long proofs are organized as a series of lemmas.

In order to not confuse the novice, we have just called all our theorems theorems. It is also an organizational convenience. With only theorems and definitions, the theoretical backbone of the course is laid bare in the two lists of Definitions [viii] and Theorems [ix].



# Appendix A

## Archetypes

---

WordNet (an open-source lexical database) gives the following definition of “archetype”: something that serves as a model or a basis for making copies.

Our archetypes are typical examples of systems of equations, matrices and linear transformations. They have been designed to demonstrate the range of possibilities, allowing you to compare and contrast them. Several are of a size and complexity that is usually not presented in a textbook, but should do a better job of being “typical.”

We have made frequent reference to many of these throughout the text, such as the frequent comparisons between Archetype A [678] and Archetype B [682]. Some we have left for you to investigate, such as Archetype J [715], which parallels Archetype I [711].

How should you use the archetypes? First, consult the description of each one as it is mentioned in the text. See how other facts about the example might illuminate whatever property or construction is being described in the example. Second, each property has a short description that usually includes references to the relevant theorems. Perform the computations and understand the connections to the listed theorems. Third, each property has a small checkbox in front of it. Use the archetypes like a workbook and chart your progress by “checking-off” those properties that you understand.

The next page has a chart that summarizes some (but not all) of the properties described for each archetype. Notice that while there are several types of objects, there are fundamental connections between them. That some lines of the table do double-duty is meant to convey some of these connections. Consult this table when you wish to quickly find an example of a certain phenomenon.



	A	B	C	D	E	F	G	H	I	J	K	L	M	N	O	P	Q	R	S	T	U	V	W	X
Type	S	S	S	S	S	S	S	S	S	S	M	M	L	L	L	L	L	L	L	L	L	L	L	L
Vars, Cols, Domain	3	3	4	4	4	4	2	2	7	9	5	5	5	5	3	3	5	5	3	5	6	4	4	3
Eqns, Rows, CoDom	3	3	3	3	3	4	5	5	4	6	5	5	3	3	5	5	5	5	4	6	4	4	3	4
Solution Set	I	U	I	I	N	U	U	N	I	I														
Rank	2	3	3	2	2	4	2	2	3	4	5	3	2	3	2	3	4	5	2	5	4	4	3	3
Nullity	1	0	1	2	2	0	0	0	4	5	0	2	3	2	1	0	1	0	1	0	2	0	0	1
Injective													X	X	N	Y	N	Y	N	Y	X	Y	Y	N
Surjective													N	Y	X	X	N	Y	X	X	Y	Y	Y	N
Full Rank	N	Y	Y	N	N	Y	Y	Y	N	N	Y	N												
Nonsingular	N	Y	Y			Y	Y	Y			Y	N												
Invertible	N	Y	Y			Y	Y	Y			Y	N												
Determinant	0	-2				-18					16	0					N	Y			Y	-2	Y	N
Diagonalizable	N	Y				Y					Y	Y												Y

### Archetype Facts

S=System of Equations, M=Matrix, L=Linear Transformation  
 U=Unique solution, I=Infinitely many solutions, N=No solutions  
 Y=Yes, N=No, X=Impossible, blank=Not Applicable





## Archetype A

**Summary** Linear system of three equations, three unknowns. Singular coefficient matrix with dimension 1 null space. Integer eigenvalues and a degenerate eigenspace for coefficient matrix.

□ A system of linear equations (Definition SLE [9]):

$$x_1 - x_2 + 2x_3 = 1$$

$$2x_1 + x_2 + x_3 = 8$$

$$x_1 + x_2 = 5$$

□ Some solutions to the system of linear equations (not necessarily exhaustive):

$$x_1 = 2, \quad x_2 = 3, \quad x_3 = 1$$

$$x_1 = 3, \quad x_2 = 2, \quad x_3 = 0$$

□ Augmented matrix of the linear system of equations (Definition AM [25]):

$$\begin{bmatrix} 1 & -1 & 2 & 1 \\ 2 & 1 & 1 & 8 \\ 1 & 1 & 0 & 5 \end{bmatrix}$$

□ Matrix in reduced row-echelon form, row-equivalent to augmented matrix:

$$\begin{bmatrix} \boxed{1} & 0 & 1 & 3 \\ 0 & \boxed{1} & -1 & 2 \\ 0 & 0 & 0 & 0 \end{bmatrix}$$

□ Analysis of the augmented matrix (Notation RREFA [28]):

$$r = 2$$

$$D = \{1, 2\}$$

$$F = \{3, 4\}$$

□ Vector form of the solution set to the system of equations (Theorem VFSLs [97]). Notice the relationship between the free variables and the set  $F$  above. Also, notice the pattern of 0's and 1's in the entries of the vectors corresponding to elements of the set  $F$  for the larger examples.

$$\begin{bmatrix} x_1 \\ x_2 \\ x_3 \end{bmatrix} = \begin{bmatrix} 3 \\ 2 \\ 0 \end{bmatrix} + x_3 \begin{bmatrix} -1 \\ 1 \\ 1 \end{bmatrix}$$

□ Given a system of equations we can always build a new, related, homogeneous system (Definition HS [60]) by converting the constant terms to zeros and retaining the coefficients of the variables.

Properties of this new system will have precise relationships with various properties of the original system.

$$x_1 - x_2 + 2x_3 = 0$$

$$2x_1 + x_2 + x_3 = 0$$

$$x_1 + x_2 = 0$$

□ Some solutions to the associated homogenous system of linear equations (not necessarily exhaustive):

$$x_1 = 0, \quad x_2 = 0, \quad x_3 = 0$$

$$x_1 = -1, \quad x_2 = 1, \quad x_3 = 1$$

$$x_1 = -5, \quad x_2 = 5, \quad x_3 = 5$$

□ Form the augmented matrix of the homogenous linear system, and use row operations to convert to reduced row-echelon form. Notice how the entries of the final column remain zeros:

$$\left[ \begin{array}{cccc} \boxed{1} & 0 & 1 & 0 \\ 0 & \boxed{1} & -1 & 0 \\ 0 & 0 & 0 & 0 \end{array} \right]$$

□ Analysis of the augmented matrix for the homogenous system (Notation RREFA [28]). Notice the slight variation for the same analysis of the original system only when the original system was consistent:

$$r = 2$$

$$D = \{1, 2\}$$

$$F = \{3, 4\}$$

□ Coefficient matrix of original system of equations, and of associated homogenous system. This matrix will be the subject of further analysis, rather than the systems of equations.

$$\left[ \begin{array}{ccc} 1 & -1 & 2 \\ 2 & 1 & 1 \\ 1 & 1 & 0 \end{array} \right]$$

□ Matrix brought to reduced row-echelon form:

$$\left[ \begin{array}{ccc} \boxed{1} & 0 & 1 \\ 0 & \boxed{1} & -1 \\ 0 & 0 & 0 \end{array} \right]$$

□ Analysis of the row-reduced matrix (Notation RREFA [28]):

$$r = 2$$

$$D = \{1, 2\}$$

$$F = \{3\}$$

□ Matrix (coefficient matrix) is nonsingular or singular? (Theorem NMRRI [70]) at the same time, examine the size of the set  $F$  above. Notice that this property does not apply to matrices that are not square.

Singular.

□ This is the null space of the matrix. The set of vectors used in the span construction is a linearly independent set of column vectors that spans the null space of the matrix (Theorem SSNS [115], Theorem BNS [136]). Solve the homogenous system with this matrix as the coefficient matrix and write the solutions in vector form (Theorem VFSLs [97]) to see these vectors arise.

$$\left\langle \left\{ \begin{bmatrix} -1 \\ 1 \\ 1 \end{bmatrix} \right\} \right\rangle$$

□ Column space of the matrix, expressed as the span of a set of linearly independent vectors that are also columns of the matrix. These columns have indices that form the set  $D$  above. (Theorem BCS [232])

$$\left\langle \left\{ \begin{bmatrix} 1 \\ 2 \\ 1 \end{bmatrix}, \begin{bmatrix} -1 \\ 1 \\ 1 \end{bmatrix} \right\} \right\rangle$$

□ The column space of the matrix, as it arises from the extended echelon form of the matrix. The matrix  $L$  is computed as described in Definition EEF [253]. This is followed by the column space described by a set of linearly independent vectors that span the null space of  $L$ , computed as according to Theorem FS [256] and Theorem BNS [136]. When  $r = m$ , the matrix  $L$  has no rows and the column space is all of  $\mathbb{C}^m$ .

$$L = [1 \quad -2 \quad 3]$$

$$\left\langle \left\{ \begin{bmatrix} -3 \\ 0 \\ 1 \end{bmatrix}, \begin{bmatrix} 2 \\ 1 \\ 0 \end{bmatrix} \right\} \right\rangle$$

□ Column space of the matrix, expressed as the span of a set of linearly independent vectors. These vectors are computed by row-reducing the transpose of the matrix into reduced row-echelon form, tossing out the zero rows, and writing the remaining nonzero rows as column vectors. By Theorem CSRST [240] and Theorem BRS [238], and in the style of Example CSROI [240], this yields a linearly independent set of vectors that span the column space.

$$\left\langle \left\{ \begin{bmatrix} 1 \\ 0 \\ -\frac{1}{3} \end{bmatrix}, \begin{bmatrix} 0 \\ 1 \\ \frac{2}{3} \end{bmatrix} \right\} \right\rangle$$

□ Row space of the matrix, expressed as a span of a set of linearly independent vectors, obtained from the nonzero rows of the equivalent matrix in reduced row-echelon form. (Theorem BRS [238])

$$\left\langle \left\{ \begin{bmatrix} 1 \\ 0 \\ 1 \end{bmatrix}, \begin{bmatrix} 0 \\ 1 \\ -1 \end{bmatrix} \right\} \right\rangle$$

□ Inverse matrix, if it exists. The inverse is not defined for matrices that are not square, and if the matrix is square, then the matrix must be nonsingular. (Definition MI [207], Theorem NI [222])

□ Subspace dimensions associated with the matrix. (Definition NOM [337], Definition ROM [338]) Verify Theorem RPNC [339]

Matrix columns: 3

Rank: 2

Nullity: 1

□ Determinant of the matrix, which is only defined for square matrices. The matrix is nonsingular if and only if the determinant is nonzero (Theorem SMZD [378]). (Product of all eigenvalues?)

Determinant = 0

□ Eigenvalues, and bases for eigenspaces. (Definition EEM [384], Definition EM [392])

$$\begin{aligned} \lambda = 0 & \quad \mathcal{E}_A(0) = \left\langle \left\{ \begin{bmatrix} -1 \\ 1 \\ 1 \end{bmatrix} \right\} \right\rangle \\ \lambda = 2 & \quad \mathcal{E}_A(2) = \left\langle \left\{ \begin{bmatrix} 1 \\ 5 \\ 3 \end{bmatrix} \right\} \right\rangle \end{aligned}$$

□ Geometric and algebraic multiplicities. (Definition GME [394], Definition AME [394])

$$\begin{aligned} \gamma_A(0) &= 1 & \alpha_A(0) &= 2 \\ \gamma_A(2) &= 1 & \alpha_A(2) &= 1 \end{aligned}$$

□ Diagonalizable? (Definition DZM [422])

No,  $\gamma_A(0) \neq \alpha_A(0)$ , Theorem DMFE [425].

## Archetype B

**Summary** System with three equations, three unknowns. Nonsingular coefficient matrix. Distinct integer eigenvalues for coefficient matrix.

□ A system of linear equations (Definition SLE [9]):

$$\begin{aligned} -7x_1 - 6x_2 - 12x_3 &= -33 \\ 5x_1 + 5x_2 + 7x_3 &= 24 \\ x_1 + 4x_3 &= 5 \end{aligned}$$

□ Some solutions to the system of linear equations (not necessarily exhaustive):

$$x_1 = -3, \quad x_2 = 5, \quad x_3 = 2$$

□ Augmented matrix of the linear system of equations (Definition AM [25]):

$$\begin{bmatrix} -7 & -6 & -12 & -33 \\ 5 & 5 & 7 & 24 \\ 1 & 0 & 4 & 5 \end{bmatrix}$$

□ Matrix in reduced row-echelon form, row-equivalent to augmented matrix:

$$\begin{bmatrix} \boxed{1} & 0 & 0 & -3 \\ 0 & \boxed{1} & 0 & 5 \\ 0 & 0 & \boxed{1} & 2 \end{bmatrix}$$

□ Analysis of the augmented matrix (Notation RREFA [28]):

$$r = 3 \qquad D = \{1, 2, 3\} \qquad F = \{4\}$$

□ Vector form of the solution set to the system of equations (Theorem VFSL [97]). Notice the relationship between the free variables and the set  $F$  above. Also, notice the pattern of 0's and 1's in the entries of the vectors corresponding to elements of the set  $F$  for the larger examples.

$$\begin{bmatrix} x_1 \\ x_2 \\ x_3 \end{bmatrix} = \begin{bmatrix} -3 \\ 5 \\ 2 \end{bmatrix}$$

□ Given a system of equations we can always build a new, related, homogeneous system (Definition HS [60]) by converting the constant terms to zeros and retaining the coefficients of the variables.

Properties of this new system will have precise relationships with various properties of the original system.

$$-11x_1 + 2x_2 - 14x_3 = 0$$

$$23x_1 - 6x_2 + 33x_3 = 0$$

$$14x_1 - 2x_2 + 17x_3 = 0$$

□ Some solutions to the associated homogenous system of linear equations (not necessarily exhaustive):

$$x_1 = 0, \quad x_2 = 0, \quad x_3 = 0$$

□ Form the augmented matrix of the homogenous linear system, and use row operations to convert to reduced row-echelon form. Notice how the entries of the final column remain zeros:

$$\begin{bmatrix} \boxed{1} & 0 & 0 & 0 \\ 0 & \boxed{1} & 0 & 0 \\ 0 & 0 & \boxed{1} & 0 \end{bmatrix}$$

□ Analysis of the augmented matrix for the homogenous system (Notation RREFA [28]). Notice the slight variation for the same analysis of the original system only when the original system was consistent:

$$r = 3$$

$$D = \{1, 2, 3\}$$

$$F = \{4\}$$

□ Coefficient matrix of original system of equations, and of associated homogenous system. This matrix will be the subject of further analysis, rather than the systems of equations.

$$\begin{bmatrix} -7 & -6 & -12 \\ 5 & 5 & 7 \\ 1 & 0 & 4 \end{bmatrix}$$

□ Matrix brought to reduced row-echelon form:

$$\begin{bmatrix} \boxed{1} & 0 & 0 \\ 0 & \boxed{1} & 0 \\ 0 & 0 & \boxed{1} \end{bmatrix}$$

□ Analysis of the row-reduced matrix (Notation RREFA [28]):

$$r = 3$$

$$D = \{1, 2, 3\}$$

$$F = \{ \}$$

□ Matrix (coefficient matrix) is nonsingular or singular? (Theorem NMRRI [70]) at the same time, examine the size of the set  $F$  above. Notice that this property does not apply to matrices that are not square.

Nonsingular.

□ This is the null space of the matrix. The set of vectors used in the span construction is a linearly independent set of column vectors that spans the null space of the matrix (Theorem SSNS [115], Theorem BNS [136]). Solve the homogenous system with this matrix as the coefficient matrix and write the solutions in vector form (Theorem VFSL [97]) to see these vectors arise.

$\langle \{ \} \rangle$

□ Column space of the matrix, expressed as the span of a set of linearly independent vectors that are also columns of the matrix. These columns have indices that form the set  $D$  above. (Theorem BCS [232])

$$\left\langle \left\{ \begin{bmatrix} -7 \\ 5 \\ 1 \end{bmatrix}, \begin{bmatrix} -6 \\ 5 \\ 0 \end{bmatrix}, \begin{bmatrix} -12 \\ 7 \\ 4 \end{bmatrix} \right\} \right\rangle$$

□ The column space of the matrix, as it arises from the extended echelon form of the matrix. The matrix  $L$  is computed as described in Definition EEF [253]. This is followed by the column space described by a set of linearly independent vectors that span the null space of  $L$ , computed as according to Theorem FS [256] and Theorem BNS [136]. When  $r = m$ , the matrix  $L$  has no rows and the column space is all of  $\mathbb{C}^m$ .

$L = \square$

$$\left\langle \left\{ \begin{bmatrix} 1 \\ 0 \\ 0 \end{bmatrix}, \begin{bmatrix} 0 \\ 1 \\ 0 \end{bmatrix}, \begin{bmatrix} 0 \\ 0 \\ 1 \end{bmatrix} \right\} \right\rangle$$

□ Column space of the matrix, expressed as the span of a set of linearly independent vectors. These vectors are computed by row-reducing the transpose of the matrix into reduced row-echelon form, tossing out the zero rows, and writing the remaining nonzero rows as column vectors. By Theorem CSRST [240] and Theorem BRS [238], and in the style of Example CSROI [240], this yields a linearly independent set of vectors that span the column space.

$$\left\langle \left\{ \begin{bmatrix} 1 \\ 0 \\ 0 \end{bmatrix}, \begin{bmatrix} 0 \\ 1 \\ 0 \end{bmatrix}, \begin{bmatrix} 0 \\ 0 \\ 1 \end{bmatrix} \right\} \right\rangle$$

□ Row space of the matrix, expressed as a span of a set of linearly independent vectors, obtained from the nonzero rows of the equivalent matrix in reduced row-echelon form. (Theorem BRS [238])

$$\left\langle \left\{ \begin{bmatrix} 1 \\ 0 \\ 0 \end{bmatrix}, \begin{bmatrix} 0 \\ 1 \\ 0 \end{bmatrix}, \begin{bmatrix} 0 \\ 0 \\ 1 \end{bmatrix} \right\} \right\rangle$$

□ Inverse matrix, if it exists. The inverse is not defined for matrices that are not square, and if the matrix is square, then the matrix must be nonsingular. (Definition MI [207], Theorem NI [222])

$$\begin{bmatrix} -10 & -12 & -9 \\ \frac{13}{2} & 8 & \frac{11}{2} \\ \frac{3}{2} & 3 & \frac{3}{2} \end{bmatrix}$$

□ Subspace dimensions associated with the matrix. (Definition NOM [337], Definition ROM [338]) Verify Theorem RPNC [339]

Matrix columns: 3

Rank: 3

Nullity: 0

□ Determinant of the matrix, which is only defined for square matrices. The matrix is nonsingular if and only if the determinant is nonzero (Theorem SMZD [378]). (Product of all eigenvalues?)

Determinant =  $-2$

□ Eigenvalues, and bases for eigenspaces. (Definition EEM [384], Definition EM [392])

$$\begin{aligned} \lambda = -1 & & \mathcal{E}_B(-1) &= \left\langle \left\{ \begin{bmatrix} -5 \\ 3 \\ 1 \end{bmatrix} \right\} \right\rangle \\ \lambda = 1 & & \mathcal{E}_B(1) &= \left\langle \left\{ \begin{bmatrix} -3 \\ 2 \\ 1 \end{bmatrix} \right\} \right\rangle \\ \lambda = 2 & & \mathcal{E}_B(2) &= \left\langle \left\{ \begin{bmatrix} -2 \\ 1 \\ 1 \end{bmatrix} \right\} \right\rangle \end{aligned}$$

□ Geometric and algebraic multiplicities. (Definition GME [394], Definition AME [394])

$$\begin{aligned} \gamma_B(-1) &= 1 & \alpha_B(-1) &= 1 \\ \gamma_B(1) &= 1 & \alpha_B(1) &= 1 \\ \gamma_B(2) &= 1 & \alpha_B(2) &= 1 \end{aligned}$$

□ Diagonalizable? (Definition DZM [422])

Yes, distinct eigenvalues, Theorem DED [427].

□ The diagonalization. (Theorem DC [423])

$$\begin{aligned} & \begin{bmatrix} -1 & -1 & -1 \\ 2 & 3 & 1 \\ -1 & -2 & 1 \end{bmatrix} \begin{bmatrix} -7 & -6 & -12 \\ 5 & 5 & 7 \\ 1 & 0 & 4 \end{bmatrix} \begin{bmatrix} -5 & -3 & -2 \\ 3 & 2 & 1 \\ 1 & 1 & 1 \end{bmatrix} \\ &= \begin{bmatrix} -1 & 0 & 0 \\ 0 & 1 & 0 \\ 0 & 0 & 2 \end{bmatrix} \end{aligned}$$





## Archetype C

**Summary** System with three equations, four variables. Consistent. Null space of coefficient matrix has dimension 1.

□ A system of linear equations (Definition SLE [9]):

$$\begin{aligned}2x_1 - 3x_2 + x_3 - 6x_4 &= -7 \\4x_1 + x_2 + 2x_3 + 9x_4 &= -7 \\3x_1 + x_2 + x_3 + 8x_4 &= -8\end{aligned}$$

□ Some solutions to the system of linear equations (not necessarily exhaustive):

$$x_1 = -7, \quad x_2 = -2, \quad x_3 = 7, \quad x_4 = 1$$

$$x_1 = -1, \quad x_2 = 7, \quad x_3 = 4, \quad x_4 = -2$$

□ Augmented matrix of the linear system of equations (Definition AM [25]):

$$\begin{bmatrix} 2 & -3 & 1 & -6 & -7 \\ 4 & 1 & 2 & 9 & -7 \\ 3 & 1 & 1 & 8 & -8 \end{bmatrix}$$

□ Matrix in reduced row-echelon form, row-equivalent to augmented matrix:

$$\begin{bmatrix} \boxed{1} & 0 & 0 & 2 & -5 \\ 0 & \boxed{1} & 0 & 3 & 1 \\ 0 & 0 & \boxed{1} & -1 & 6 \end{bmatrix}$$

□ Analysis of the augmented matrix (Notation RREFA [28]):

$$r = 3$$

$$D = \{1, 2, 3\}$$

$$F = \{4, 5\}$$

□ Vector form of the solution set to the system of equations (Theorem VFSLs [97]). Notice the relationship between the free variables and the set  $F$  above. Also, notice the pattern of 0's and 1's in the entries of the vectors corresponding to elements of the set  $F$  for the larger examples.

$$\begin{bmatrix} x_1 \\ x_2 \\ x_3 \\ x_4 \end{bmatrix} = \begin{bmatrix} -5 \\ 1 \\ 6 \\ 0 \end{bmatrix} + x_4 \begin{bmatrix} -2 \\ -3 \\ 1 \\ 1 \end{bmatrix}$$

□ Given a system of equations we can always build a new, related, homogeneous system (Definition HS [60]) by converting the constant terms to zeros and retaining the coefficients of the variables.

Properties of this new system will have precise relationships with various properties of the original system.

$$2x_1 - 3x_2 + x_3 - 6x_4 = 0$$

$$4x_1 + x_2 + 2x_3 + 9x_4 = 0$$

$$3x_1 + x_2 + x_3 + 8x_4 = 0$$

□ Some solutions to the associated homogenous system of linear equations (not necessarily exhaustive):

$$x_1 = 0, \quad x_2 = 0, \quad x_3 = 0, \quad x_4 = 0$$

$$x_1 = -2, \quad x_2 = -3, \quad x_3 = 1, \quad x_4 = 1$$

$$x_1 = -4, \quad x_2 = -6, \quad x_3 = 2, \quad x_4 = 2$$

□ Form the augmented matrix of the homogenous linear system, and use row operations to convert to reduced row-echelon form. Notice how the entries of the final column remain zeros:

$$\left[ \begin{array}{ccccc} \boxed{1} & 0 & 0 & 2 & 0 \\ 0 & \boxed{1} & 0 & 3 & 0 \\ 0 & 0 & \boxed{1} & -1 & 0 \end{array} \right]$$

□ Analysis of the augmented matrix for the homogenous system (Notation RREFA [28]). Notice the slight variation for the same analysis of the original system only when the original system was consistent:

$$r = 3$$

$$D = \{1, 2, 3\}$$

$$F = \{4, 5\}$$

□ Coefficient matrix of original system of equations, and of associated homogenous system. This matrix will be the subject of further analysis, rather than the systems of equations.

$$\left[ \begin{array}{cccc} 2 & -3 & 1 & -6 \\ 4 & 1 & 2 & 9 \\ 3 & 1 & 1 & 8 \end{array} \right]$$

□ Matrix brought to reduced row-echelon form:

$$\left[ \begin{array}{cccc} \boxed{1} & 0 & 0 & 2 \\ 0 & \boxed{1} & 0 & 3 \\ 0 & 0 & \boxed{1} & -1 \end{array} \right]$$

□ Analysis of the row-reduced matrix (Notation RREFA [28]):

$$r = 3$$

$$D = \{1, 2, 3\}$$

$$F = \{4\}$$

□ This is the null space of the matrix. The set of vectors used in the span construction is a linearly independent set of column vectors that spans the null space of the matrix (Theorem SSNS [115], Theorem BNS [136]). Solve the homogenous system with this matrix as the coefficient matrix and write the solutions in vector form (Theorem VFSL [97]) to see these vectors arise.

$$\left\langle \left\{ \begin{bmatrix} -2 \\ -3 \\ 1 \\ 1 \end{bmatrix} \right\} \right\rangle$$

□ Column space of the matrix, expressed as the span of a set of linearly independent vectors that are also columns of the matrix. These columns have indices that form the set  $D$  above. (Theorem BCS [232])

$$\left\langle \left\{ \begin{bmatrix} 2 \\ 4 \\ 3 \end{bmatrix}, \begin{bmatrix} -3 \\ 1 \\ 1 \end{bmatrix}, \begin{bmatrix} 1 \\ 2 \\ 1 \end{bmatrix} \right\} \right\rangle$$

□ The column space of the matrix, as it arises from the extended echelon form of the matrix. The matrix  $L$  is computed as described in Definition EEF [253]. This is followed by the column space described by a set of linearly independent vectors that span the null space of  $L$ , computed as according to Theorem FS [256] and Theorem BNS [136]. When  $r = m$ , the matrix  $L$  has no rows and the column space is all of  $\mathbb{C}^m$ .

$$L = [ ]$$

$$\left\langle \left\{ \begin{bmatrix} 1 \\ 0 \\ 0 \end{bmatrix}, \begin{bmatrix} 0 \\ 1 \\ 0 \end{bmatrix}, \begin{bmatrix} 0 \\ 0 \\ 1 \end{bmatrix} \right\} \right\rangle$$

□ Column space of the matrix, expressed as the span of a set of linearly independent vectors. These vectors are computed by row-reducing the transpose of the matrix into reduced row-echelon form, tossing out the zero rows, and writing the remaining nonzero rows as column vectors. By Theorem CSRST [240] and Theorem BRS [238], and in the style of Example CSROI [240], this yields a linearly independent set of vectors that span the column space.

$$\left\langle \left\{ \begin{bmatrix} 1 \\ 0 \\ 0 \end{bmatrix}, \begin{bmatrix} 0 \\ 1 \\ 0 \end{bmatrix}, \begin{bmatrix} 0 \\ 0 \\ 1 \end{bmatrix} \right\} \right\rangle$$

□ Row space of the matrix, expressed as a span of a set of linearly independent vectors, obtained from the nonzero rows of the equivalent matrix in reduced row-echelon form. (Theorem BRS [238])

$$\left\langle \left\{ \begin{bmatrix} 1 \\ 0 \\ 0 \\ 2 \end{bmatrix}, \begin{bmatrix} 0 \\ 1 \\ 0 \\ 3 \end{bmatrix}, \begin{bmatrix} 0 \\ 0 \\ 1 \\ -1 \end{bmatrix} \right\} \right\rangle$$

□ Subspace dimensions associated with the matrix. (Definition NOM [337], Definition ROM [338]) Verify Theorem RPNC [339]

Matrix columns: 4

Rank: 3

Nullity: 1

## Archetype D

**Summary** System with three equations, four variables. Consistent. Null space of coefficient matrix has dimension 2. Coefficient matrix identical to that of Archetype E, vector of constants is different.

□ A system of linear equations (Definition SLE [9]):

$$\begin{aligned} 2x_1 + x_2 + 7x_3 - 7x_4 &= 8 \\ -3x_1 + 4x_2 - 5x_3 - 6x_4 &= -12 \\ x_1 + x_2 + 4x_3 - 5x_4 &= 4 \end{aligned}$$

□ Some solutions to the system of linear equations (not necessarily exhaustive):

$$x_1 = 0, \quad x_2 = 1, \quad x_3 = 2, \quad x_4 = 1$$

$$x_1 = 4, \quad x_2 = 0, \quad x_3 = 0, \quad x_4 = 0$$

$$x_1 = 7, \quad x_2 = 8, \quad x_3 = 1, \quad x_4 = 3$$

□ Augmented matrix of the linear system of equations (Definition AM [25]):

$$\left[ \begin{array}{ccccc} 2 & 1 & 7 & -7 & 8 \\ -3 & 4 & -5 & -6 & -12 \\ 1 & 1 & 4 & -5 & 4 \end{array} \right]$$

□ Matrix in reduced row-echelon form, row-equivalent to augmented matrix:

$$\left[ \begin{array}{ccccc} \boxed{1} & 0 & 3 & -2 & 4 \\ 0 & \boxed{1} & 1 & -3 & 0 \\ 0 & 0 & 0 & 0 & 0 \end{array} \right]$$

□ Analysis of the augmented matrix (Notation RREFA [28]):

$$r = 2$$

$$D = \{1, 2\}$$

$$F = \{3, 4, 5\}$$

□ Vector form of the solution set to the system of equations (Theorem VFSL [97]). Notice the relationship between the free variables and the set  $F$  above. Also, notice the pattern of 0's and 1's in the entries of the vectors corresponding to elements of the set  $F$  for the larger examples.

$$\begin{bmatrix} x_1 \\ x_2 \\ x_3 \\ x_4 \end{bmatrix} = \begin{bmatrix} 4 \\ 0 \\ 0 \\ 0 \end{bmatrix} + x_3 \begin{bmatrix} -3 \\ -1 \\ 1 \\ 0 \end{bmatrix} + x_4 \begin{bmatrix} 2 \\ 3 \\ 0 \\ 1 \end{bmatrix}$$

□ Given a system of equations we can always build a new, related, homogeneous system (Definition HS [60]) by converting the constant terms to zeros and retaining the coefficients of the variables. Properties of this new system will have precise relationships with various properties of the original system.

$$\begin{aligned} 2x_1 + x_2 + 7x_3 - 7x_4 &= 0 \\ -3x_1 + 4x_2 - 5x_3 - 6x_4 &= 0 \\ x_1 + x_2 + 4x_3 - 5x_4 &= 0 \end{aligned}$$

□ Some solutions to the associated homogenous system of linear equations (not necessarily exhaustive):

$$x_1 = 0, \quad x_2 = 0, \quad x_3 = 0, \quad x_4 = 0$$

$$x_1 = -3, \quad x_2 = -1, \quad x_3 = 1, \quad x_4 = 0$$

$$x_1 = 2, \quad x_2 = 3, \quad x_3 = 0, \quad x_4 = 1$$

$$x_1 = -1, \quad x_2 = 2, \quad x_3 = 1, \quad x_4 = 1$$

□ Form the augmented matrix of the homogenous linear system, and use row operations to convert to reduced row-echelon form. Notice how the entries of the final column remain zeros:

$$\begin{bmatrix} \boxed{1} & 0 & 3 & -2 & 0 \\ 0 & \boxed{1} & 1 & -3 & 0 \\ 0 & 0 & 0 & 0 & 0 \end{bmatrix}$$

□ Analysis of the augmented matrix for the homogenous system (Notation RREFA [28]). Notice the slight variation for the same analysis of the original system only when the original system was consistent:

$$r = 2$$

$$D = \{1, 2\}$$

$$F = \{3, 4, 5\}$$

□ Coefficient matrix of original system of equations, and of associated homogenous system. This matrix will be the subject of further analysis, rather than the systems of equations.

$$\begin{bmatrix} 2 & 1 & 7 & -7 \\ -3 & 4 & -5 & -6 \\ 1 & 1 & 4 & -5 \end{bmatrix}$$

□ Matrix brought to reduced row-echelon form:

$$\begin{bmatrix} \boxed{1} & 0 & 3 & -2 \\ 0 & \boxed{1} & 1 & -3 \\ 0 & 0 & 0 & 0 \end{bmatrix}$$

□ Analysis of the row-reduced matrix (Notation RREFA [28]):

$$r = 2 \qquad D = \{1, 2\} \qquad F = \{3, 4\}$$

□ This is the null space of the matrix. The set of vectors used in the span construction is a linearly independent set of column vectors that spans the null space of the matrix (Theorem SSNS [115], Theorem BNS [136]). Solve the homogenous system with this matrix as the coefficient matrix and write the solutions in vector form (Theorem VFSL [97]) to see these vectors arise.

$$\left\langle \left\{ \begin{bmatrix} -3 \\ -1 \\ 1 \\ 0 \end{bmatrix}, \begin{bmatrix} 2 \\ 3 \\ 0 \\ 1 \end{bmatrix} \right\} \right\rangle$$

□ Column space of the matrix, expressed as the span of a set of linearly independent vectors that are also columns of the matrix. These columns have indices that form the set  $D$  above. (Theorem BCS [232])

$$\left\langle \left\{ \begin{bmatrix} 2 \\ -3 \\ 1 \end{bmatrix}, \begin{bmatrix} 1 \\ 4 \\ 1 \end{bmatrix} \right\} \right\rangle$$

□ The column space of the matrix, as it arises from the extended echelon form of the matrix. The matrix  $L$  is computed as described in Definition EEF [253]. This is followed by the column space described by a set of linearly independent vectors that span the null space of  $L$ , computed as according to Theorem FS [256] and Theorem BNS [136]. When  $r = m$ , the matrix  $L$  has no rows and the column space is all of  $\mathbb{C}^m$ .

$$L = \begin{bmatrix} 1 & \frac{1}{7} & -\frac{11}{7} \end{bmatrix}$$

$$\left\langle \left\{ \begin{bmatrix} \frac{11}{7} \\ 0 \\ 1 \end{bmatrix}, \begin{bmatrix} -\frac{1}{7} \\ 1 \\ 0 \end{bmatrix} \right\} \right\rangle$$

□ Column space of the matrix, expressed as the span of a set of linearly independent vectors. These vectors are computed by row-reducing the transpose of the matrix into reduced row-echelon form, tossing out the zero rows, and writing the remaining nonzero rows as column vectors. By Theorem CSRST [240] and Theorem BRS [238], and in the style of Example CSROI [240], this yields a linearly independent set of vectors that span the column space.

$$\left\langle \left\{ \begin{bmatrix} 1 \\ 0 \\ \frac{7}{11} \end{bmatrix}, \begin{bmatrix} 0 \\ 1 \\ \frac{1}{11} \end{bmatrix} \right\} \right\rangle$$

□ Row space of the matrix, expressed as a span of a set of linearly independent vectors, obtained from the nonzero rows of the equivalent matrix in reduced row-echelon form. (Theorem BRS [238])



$$\left\langle \left\{ \begin{bmatrix} 1 \\ 0 \\ 3 \\ -2 \end{bmatrix}, \begin{bmatrix} 0 \\ 1 \\ 1 \\ -3 \end{bmatrix} \right\} \right\rangle$$

□ Subspace dimensions associated with the matrix. (Definition NOM [337], Definition ROM [338]) Verify Theorem RPNC [339]

Matrix columns: 4

Rank: 2

Nullity: 2

## Archetype E

**Summary** System with three equations, four variables. Inconsistent. Null space of coefficient matrix has dimension 2. Coefficient matrix identical to that of Archetype D, constant vector is different.

□ A system of linear equations (Definition SLE [9]):

$$\begin{aligned} 2x_1 + x_2 + 7x_3 - 7x_4 &= 2 \\ -3x_1 + 4x_2 - 5x_3 - 6x_4 &= 3 \\ x_1 + x_2 + 4x_3 - 5x_4 &= 2 \end{aligned}$$

□ Some solutions to the system of linear equations (not necessarily exhaustive):

None. (Why?)

□ Augmented matrix of the linear system of equations (Definition AM [25]):

$$\begin{bmatrix} 2 & 1 & 7 & -7 & 2 \\ -3 & 4 & -5 & -6 & 3 \\ 1 & 1 & 4 & -5 & 2 \end{bmatrix}$$

□ Matrix in reduced row-echelon form, row-equivalent to augmented matrix:

$$\begin{bmatrix} \boxed{1} & 0 & 3 & -2 & 0 \\ 0 & \boxed{1} & 1 & -3 & 0 \\ 0 & 0 & 0 & 0 & \boxed{1} \end{bmatrix}$$

□ Analysis of the augmented matrix (Notation RREFA [28]):

$$r = 3 \qquad D = \{1, 2, 5\} \qquad F = \{3, 4\}$$

□ Vector form of the solution set to the system of equations (Theorem VFSL [97]). Notice the relationship between the free variables and the set  $F$  above. Also, notice the pattern of 0's and 1's in the entries of the vectors corresponding to elements of the set  $F$  for the larger examples.

Inconsistent system, no solutions exist.

□ Given a system of equations we can always build a new, related, homogeneous system (Definition HS [60]) by converting the constant terms to zeros and retaining the coefficients of the variables. Properties of this new system will have precise relationships with various properties of the original system.

$$2x_1 + x_2 + 7x_3 - 7x_4 = 0$$

$$-3x_1 + 4x_2 - 5x_3 - 6x_4 = 0$$

$$x_1 + x_2 + 4x_3 - 5x_4 = 0$$

□ Some solutions to the associated homogenous system of linear equations (not necessarily exhaustive):

$$x_1 = 0, \quad x_2 = 0, \quad x_3 = 0, \quad x_4 = 0$$

$$x_1 = 4, \quad x_2 = 13, \quad x_3 = 2, \quad x_4 = 5$$

□ Form the augmented matrix of the homogenous linear system, and use row operations to convert to reduced row-echelon form. Notice how the entries of the final column remain zeros:

$$\left[ \begin{array}{ccccc} \boxed{1} & 0 & 3 & -2 & 0 \\ 0 & \boxed{1} & 1 & -3 & 0 \\ 0 & 0 & 0 & 0 & 0 \end{array} \right]$$

□ Analysis of the augmented matrix for the homogenous system (Notation RREFA [28]). Notice the slight variation for the same analysis of the original system only when the original system was consistent:

$$r = 2$$

$$D = \{1, 2\}$$

$$F = \{3, 4, 5\}$$

□ Coefficient matrix of original system of equations, and of associated homogenous system. This matrix will be the subject of further analysis, rather than the systems of equations.

$$\left[ \begin{array}{cccc} 2 & 1 & 7 & -7 \\ -3 & 4 & -5 & -6 \\ 1 & 1 & 4 & -5 \end{array} \right]$$

□ Matrix brought to reduced row-echelon form:

$$\left[ \begin{array}{cccc} \boxed{1} & 0 & 3 & -2 \\ 0 & \boxed{1} & 1 & -3 \\ 0 & 0 & 0 & 0 \end{array} \right]$$

□ Analysis of the row-reduced matrix (Notation RREFA [28]):

$$r = 2$$

$$D = \{1, 2\}$$

$$F = \{3, 4\}$$

□ This is the null space of the matrix. The set of vectors used in the span construction is a linearly independent set of column vectors that spans the null space of the matrix (Theorem SSNS [115], Theorem BNS [136]). Solve the homogenous system with this matrix as the coefficient matrix and write the solutions in vector form (Theorem VFSL [97]) to see these vectors arise.

$$\left\langle \left\{ \begin{bmatrix} -3 \\ -1 \\ 1 \\ 0 \end{bmatrix}, \begin{bmatrix} 2 \\ 3 \\ 0 \\ 1 \end{bmatrix} \right\} \right\rangle$$

□ Column space of the matrix, expressed as the span of a set of linearly independent vectors that are also columns of the matrix. These columns have indices that form the set  $D$  above. (Theorem BCS [232])

$$\left\langle \left\{ \begin{bmatrix} 2 \\ -3 \\ 1 \end{bmatrix}, \begin{bmatrix} 1 \\ 4 \\ 1 \end{bmatrix} \right\} \right\rangle$$

□ The column space of the matrix, as it arises from the extended echelon form of the matrix. The matrix  $L$  is computed as described in Definition EEF [253]. This is followed by the column space described by a set of linearly independent vectors that span the null space of  $L$ , computed as according to Theorem FS [256] and Theorem BNS [136]. When  $r = m$ , the matrix  $L$  has no rows and the column space is all of  $\mathbb{C}^m$ .

$$L = \begin{bmatrix} 1 & \frac{1}{7} & -\frac{11}{7} \end{bmatrix}$$

$$\left\langle \left\{ \begin{bmatrix} \frac{11}{7} \\ 0 \\ 1 \end{bmatrix}, \begin{bmatrix} -\frac{1}{7} \\ 1 \\ 0 \end{bmatrix} \right\} \right\rangle$$

□ Column space of the matrix, expressed as the span of a set of linearly independent vectors. These vectors are computed by row-reducing the transpose of the matrix into reduced row-echelon form, tossing out the zero rows, and writing the remaining nonzero rows as column vectors. By Theorem CSRST [240] and Theorem BRS [238], and in the style of Example CSROI [240], this yields a linearly independent set of vectors that span the column space.

$$\left\langle \left\{ \begin{bmatrix} 1 \\ 0 \\ \frac{7}{11} \end{bmatrix}, \begin{bmatrix} 0 \\ 1 \\ \frac{1}{11} \end{bmatrix} \right\} \right\rangle$$

□ Row space of the matrix, expressed as a span of a set of linearly independent vectors, obtained from the nonzero rows of the equivalent matrix in reduced row-echelon form. (Theorem BRS [238])

$$\left\langle \left\{ \begin{bmatrix} 1 \\ 0 \\ 3 \\ -2 \end{bmatrix}, \begin{bmatrix} 0 \\ 1 \\ 1 \\ -3 \end{bmatrix} \right\} \right\rangle$$

□ Subspace dimensions associated with the matrix. (Definition NOM [337], Definition ROM [338]) Verify Theorem RPNC [339]

Matrix columns: 4

Rank: 2

Nullity: 2

## Archetype F

**Summary** System with four equations, four variables. Nonsingular coefficient matrix. Integer eigenvalues, one has “high” multiplicity.

□ A system of linear equations (Definition SLE [9]):

$$\begin{aligned} 33x_1 - 16x_2 + 10x_3 - 2x_4 &= -27 \\ 99x_1 - 47x_2 + 27x_3 - 7x_4 &= -77 \\ 78x_1 - 36x_2 + 17x_3 - 6x_4 &= -52 \\ -9x_1 + 2x_2 + 3x_3 + 4x_4 &= 5 \end{aligned}$$

□ Some solutions to the system of linear equations (not necessarily exhaustive):

$$x_1 = 1, \quad x_2 = 2, \quad x_3 = -2, \quad x_4 = 4$$

□ Augmented matrix of the linear system of equations (Definition AM [25]):

$$\begin{bmatrix} 33 & -16 & 10 & -2 & -27 \\ 99 & -47 & 27 & -7 & -77 \\ 78 & -36 & 17 & -6 & -52 \\ -9 & 2 & 3 & 4 & 5 \end{bmatrix}$$

□ Matrix in reduced row-echelon form, row-equivalent to augmented matrix:

$$\begin{bmatrix} \boxed{1} & 0 & 0 & 0 & 1 \\ 0 & \boxed{1} & 0 & 0 & 2 \\ 0 & 0 & \boxed{1} & 0 & -2 \\ 0 & 0 & 0 & \boxed{1} & 4 \end{bmatrix}$$

□ Analysis of the augmented matrix (Notation RREFA [28]):

$$r = 4 \qquad D = \{1, 2, 3, 4\} \qquad F = \{5\}$$

□ Vector form of the solution set to the system of equations (Theorem VFSLs [97]). Notice the relationship between the free variables and the set  $F$  above. Also, notice the pattern of 0’s and 1’s in the entries of the vectors corresponding to elements of the set  $F$  for the larger examples.

$$\begin{bmatrix} x_1 \\ x_2 \\ x_3 \\ x_4 \end{bmatrix} = \begin{bmatrix} 1 \\ 2 \\ -2 \\ 4 \end{bmatrix}$$

□ Given a system of equations we can always build a new, related, homogeneous system (Definition HS [60]) by converting the constant terms to zeros and retaining the coefficients of the variables.

Properties of this new system will have precise relationships with various properties of the original system.

$$\begin{aligned} 33x_1 - 16x_2 + 10x_3 - 2x_4 &= 0 \\ 99x_1 - 47x_2 + 27x_3 - 7x_4 &= 0 \\ 78x_1 - 36x_2 + 17x_3 - 6x_4 &= 0 \\ -9x_1 + 2x_2 + 3x_3 + 4x_4 &= 0 \end{aligned}$$

□ Some solutions to the associated homogenous system of linear equations (not necessarily exhaustive):

$$x_1 = 0, \quad x_2 = 0, \quad x_3 = 0, \quad x_4 = 0$$

□ Form the augmented matrix of the homogenous linear system, and use row operations to convert to reduced row-echelon form. Notice how the entries of the final column remain zeros:

$$\left[ \begin{array}{cccc|c} \boxed{1} & 0 & 0 & 0 & 0 \\ 0 & \boxed{1} & 0 & 0 & 0 \\ 0 & 0 & \boxed{1} & 0 & 0 \\ 0 & 0 & 0 & \boxed{1} & 0 \end{array} \right]$$

□ Analysis of the augmented matrix for the homogenous system (Notation RREFA [28]). Notice the slight variation for the same analysis of the original system only when the original system was consistent:

$$r = 4$$

$$D = \{1, 2, 3, 4\}$$

$$F = \{5\}$$

□ Coefficient matrix of original system of equations, and of associated homogenous system. This matrix will be the subject of further analysis, rather than the systems of equations.

$$\left[ \begin{array}{cccc} 33 & -16 & 10 & -2 \\ 99 & -47 & 27 & -7 \\ 78 & -36 & 17 & -6 \\ -9 & 2 & 3 & 4 \end{array} \right]$$

□ Matrix brought to reduced row-echelon form:

$$\left[ \begin{array}{cccc} \boxed{1} & 0 & 0 & 0 \\ 0 & \boxed{1} & 0 & 0 \\ 0 & 0 & \boxed{1} & 0 \\ 0 & 0 & 0 & \boxed{1} \end{array} \right]$$

□ Analysis of the row-reduced matrix (Notation RREFA [28]):

$$r = 4$$

$$D = \{1, 2, 3, 4\}$$

$$F = \{ \}$$

□ Matrix (coefficient matrix) is nonsingular or singular? (Theorem NMRRI [70]) at the same time, examine the size of the set  $F$  above. Notice that this property does not apply to matrices that are not square.

Nonsingular.

□ This is the null space of the matrix. The set of vectors used in the span construction is a linearly independent set of column vectors that spans the null space of the matrix (Theorem SSNS [115], Theorem BNS [136]). Solve the homogenous system with this matrix as the coefficient matrix and write the solutions in vector form (Theorem VFSL [97]) to see these vectors arise.

$\langle \{ \} \rangle$

□ Column space of the matrix, expressed as the span of a set of linearly independent vectors that are also columns of the matrix. These columns have indices that form the set  $D$  above. (Theorem BCS [232])

$$\left\langle \left\{ \begin{bmatrix} 33 \\ 99 \\ 78 \\ -9 \end{bmatrix}, \begin{bmatrix} -16 \\ -47 \\ -36 \\ 2 \end{bmatrix}, \begin{bmatrix} 10 \\ 27 \\ 17 \\ 3 \end{bmatrix}, \begin{bmatrix} -2 \\ -7 \\ -6 \\ 4 \end{bmatrix} \right\} \right\rangle$$

□ The column space of the matrix, as it arises from the extended echelon form of the matrix. The matrix  $L$  is computed as described in Definition EEF [253]. This is followed by the column space described by a set of linearly independent vectors that span the null space of  $L$ , computed as according to Theorem FS [256] and Theorem BNS [136]. When  $r = m$ , the matrix  $L$  has no rows and the column space is all of  $\mathbb{C}^m$ .

$$L = \square$$

$$\left\langle \left\{ \begin{bmatrix} 1 \\ 0 \\ 0 \\ 0 \end{bmatrix}, \begin{bmatrix} 0 \\ 1 \\ 0 \\ 0 \end{bmatrix}, \begin{bmatrix} 0 \\ 0 \\ 1 \\ 0 \end{bmatrix}, \begin{bmatrix} 0 \\ 0 \\ 0 \\ 1 \end{bmatrix} \right\} \right\rangle$$

□ Column space of the matrix, expressed as the span of a set of linearly independent vectors. These vectors are computed by row-reducing the transpose of the matrix into reduced row-echelon form, tossing out the zero rows, and writing the remaining nonzero rows as column vectors. By Theorem CSRST [240] and Theorem BRS [238], and in the style of Example CSROI [240], this yields a linearly independent set of vectors that span the column space.

$$\left\langle \left\{ \begin{bmatrix} 1 \\ 0 \\ 0 \\ 0 \end{bmatrix}, \begin{bmatrix} 0 \\ 1 \\ 0 \\ 0 \end{bmatrix}, \begin{bmatrix} 0 \\ 0 \\ 1 \\ 0 \end{bmatrix}, \begin{bmatrix} 0 \\ 0 \\ 0 \\ 1 \end{bmatrix} \right\} \right\rangle$$

□ Row space of the matrix, expressed as a span of a set of linearly independent vectors, obtained

from the nonzero rows of the equivalent matrix in reduced row-echelon form. (Theorem BRS [238])

$$\left\langle \left\{ \begin{bmatrix} 1 \\ 0 \\ 0 \\ 0 \end{bmatrix}, \begin{bmatrix} 0 \\ 1 \\ 0 \\ 0 \end{bmatrix}, \begin{bmatrix} 0 \\ 0 \\ 1 \\ 0 \end{bmatrix}, \begin{bmatrix} 0 \\ 0 \\ 0 \\ 1 \end{bmatrix} \right\} \right\rangle$$

□ Inverse matrix, if it exists. The inverse is not defined for matrices that are not square, and if the matrix is square, then the matrix must be nonsingular. (Definition MI [207], Theorem NI [222])

$$\begin{bmatrix} -\left(\frac{86}{3}\right) & \frac{38}{3} & -\left(\frac{11}{3}\right) & \frac{7}{3} \\ -\left(\frac{129}{2}\right) & \frac{86}{3} & -\left(\frac{17}{2}\right) & \frac{31}{6} \\ -13 & 6 & -2 & 1 \\ -\left(\frac{45}{2}\right) & \frac{29}{3} & -\left(\frac{5}{2}\right) & \frac{13}{6} \end{bmatrix}$$

□ Subspace dimensions associated with the matrix. (Definition NOM [337], Definition ROM [338]) Verify Theorem RPNC [339]

Matrix columns: 4

Rank: 4

Nullity: 0

□ Determinant of the matrix, which is only defined for square matrices. The matrix is nonsingular if and only if the determinant is nonzero (Theorem SMZD [378]). (Product of all eigenvalues?)

Determinant = -18

□ Eigenvalues, and bases for eigenspaces. (Definition EEM [384], Definition EM [392])

$$\begin{aligned} \lambda = -1 & \quad \mathcal{E}_F(-1) = \left\langle \left\{ \begin{bmatrix} 1 \\ 2 \\ 0 \\ 1 \end{bmatrix} \right\} \right\rangle \\ \lambda = 2 & \quad \mathcal{E}_F(2) = \left\langle \left\{ \begin{bmatrix} 2 \\ 5 \\ 2 \\ 1 \end{bmatrix} \right\} \right\rangle \\ \lambda = 3 & \quad \mathcal{E}_F(3) = \left\langle \left\{ \begin{bmatrix} 1 \\ 1 \\ 0 \\ 7 \end{bmatrix}, \begin{bmatrix} 17 \\ 45 \\ 21 \\ 0 \end{bmatrix} \right\} \right\rangle \end{aligned}$$

□ Geometric and algebraic multiplicities. (Definition GME [394], Definition AME [394])

$$\begin{aligned} \gamma_F(-1) &= 1 & \alpha_F(-1) &= 1 \\ \gamma_F(2) &= 1 & \alpha_F(2) &= 1 \\ \gamma_F(3) &= 2 & \alpha_F(3) &= 2 \end{aligned}$$



□ Diagonalizable? (Definition DZM [422])

Yes, full eigenspaces, Theorem DMFE [425].

□ The diagonalization. (Theorem DC [423])

$$\begin{aligned}
 & \begin{bmatrix} 12 & -5 & 1 & -1 \\ -39 & 18 & -7 & 3 \\ \frac{27}{7} & -\frac{13}{7} & \frac{6}{7} & -\frac{1}{7} \\ \frac{26}{7} & -\frac{12}{7} & \frac{5}{7} & -\frac{2}{7} \end{bmatrix} \begin{bmatrix} 33 & -16 & 10 & -2 \\ 99 & -47 & 27 & -7 \\ 78 & -36 & 17 & -6 \\ -9 & 2 & 3 & 4 \end{bmatrix} \begin{bmatrix} 1 & 2 & 1 & 17 \\ 2 & 5 & 1 & 45 \\ 0 & 2 & 0 & 21 \\ 1 & 1 & 7 & 0 \end{bmatrix} \\
 & = \begin{bmatrix} -1 & 0 & 0 & 0 \\ 0 & 2 & 0 & 0 \\ 0 & 0 & 3 & 0 \\ 0 & 0 & 0 & 3 \end{bmatrix}
 \end{aligned}$$

## Archetype G

**Summary** System with five equations, two variables. Consistent. Null space of coefficient matrix has dimension 0. Coefficient matrix identical to that of Archetype H, constant vector is different.

□ A system of linear equations (Definition SLE [9]):

$$\begin{aligned} 2x_1 + 3x_2 &= 6 \\ -x_1 + 4x_2 &= -14 \\ 3x_1 + 10x_2 &= -2 \\ 3x_1 - x_2 &= 20 \\ 6x_1 + 9x_2 &= 18 \end{aligned}$$

□ Some solutions to the system of linear equations (not necessarily exhaustive):

$$x_1 = 6, \quad x_2 = -2$$

□ Augmented matrix of the linear system of equations (Definition AM [25]):

$$\begin{bmatrix} 2 & 3 & 6 \\ -1 & 4 & -14 \\ 3 & 10 & -2 \\ 3 & -1 & 20 \\ 6 & 9 & 18 \end{bmatrix}$$

□ Matrix in reduced row-echelon form, row-equivalent to augmented matrix:

$$\begin{bmatrix} \boxed{1} & 0 & 6 \\ 0 & \boxed{1} & -2 \\ 0 & 0 & 0 \\ 0 & 0 & 0 \\ 0 & 0 & 0 \end{bmatrix}$$

□ Analysis of the augmented matrix (Notation RREFA [28]):

$$r = 2 \qquad D = \{1, 2\} \qquad F = \{3\}$$

□ Vector form of the solution set to the system of equations (Theorem VFSLs [97]). Notice the relationship between the free variables and the set  $F$  above. Also, notice the pattern of 0's and 1's in the entries of the vectors corresponding to elements of the set  $F$  for the larger examples.

$$\begin{bmatrix} x_1 \\ x_2 \end{bmatrix} = \begin{bmatrix} 6 \\ -2 \end{bmatrix}$$

□ Given a system of equations we can always build a new, related, homogeneous system (Definition HS [60]) by converting the constant terms to zeros and retaining the coefficients of the variables. Properties of this new system will have precise relationships with various properties of the original system.

$$\begin{aligned} 2x_1 + 3x_2 &= 0 \\ -x_1 + 4x_2 &= 0 \\ 3x_1 + 10x_2 &= 0 \\ 3x_1 - x_2 &= 0 \\ 6x_1 + 9x_2 &= 0 \end{aligned}$$

□ Some solutions to the associated homogenous system of linear equations (not necessarily exhaustive):

$$x_1 = 0, \quad x_2 = 0$$

□ Form the augmented matrix of the homogenous linear system, and use row operations to convert to reduced row-echelon form. Notice how the entries of the final column remain zeros:

$$\begin{bmatrix} \boxed{1} & 0 & 0 \\ 0 & \boxed{1} & 0 \\ 0 & 0 & 0 \\ 0 & 0 & 0 \\ 0 & 0 & 0 \end{bmatrix}$$

□ Analysis of the augmented matrix for the homogenous system (Notation RREFA [28]). Notice the slight variation for the same analysis of the original system only when the original system was consistent:

$$r = 2 \qquad D = \{1, 2\} \qquad F = \{3\}$$

□ Coefficient matrix of original system of equations, and of associated homogenous system. This matrix will be the subject of further analysis, rather than the systems of equations.

$$\begin{bmatrix} 2 & 3 \\ -1 & 4 \\ 3 & 10 \\ 3 & -1 \\ 6 & 9 \end{bmatrix}$$

□ Matrix brought to reduced row-echelon form:

$$\begin{bmatrix} \boxed{1} & 0 \\ 0 & \boxed{1} \\ 0 & 0 \\ 0 & 0 \\ 0 & 0 \end{bmatrix}$$

□ Analysis of the row-reduced matrix (Notation RREFA [28]):

$$r = 2 \qquad D = \{1, 2\} \qquad F = \{ \}$$

□ This is the null space of the matrix. The set of vectors used in the span construction is a linearly independent set of column vectors that spans the null space of the matrix (Theorem SSNS [115], Theorem BNS [136]). Solve the homogenous system with this matrix as the coefficient matrix and write the solutions in vector form (Theorem VFSL [97]) to see these vectors arise.

$$\langle \{ \} \rangle$$

□ Column space of the matrix, expressed as the span of a set of linearly independent vectors that are also columns of the matrix. These columns have indices that form the set  $D$  above. (Theorem BCS [232])

$$\left\langle \left\{ \begin{bmatrix} 2 \\ -1 \\ 3 \\ 3 \\ 6 \end{bmatrix}, \begin{bmatrix} 3 \\ 4 \\ 10 \\ -1 \\ 9 \end{bmatrix} \right\} \right\rangle$$

□ The column space of the matrix, as it arises from the extended echelon form of the matrix. The matrix  $L$  is computed as described in Definition EEF [253]. This is followed by the column space described by a set of linearly independent vectors that span the null space of  $L$ , computed as according to Theorem FS [256] and Theorem BNS [136]. When  $r = m$ , the matrix  $L$  has no rows and the column space is all of  $\mathbb{C}^m$ .

$$L = \begin{bmatrix} 1 & 0 & 0 & 0 & -\frac{1}{3} \\ 0 & 1 & 0 & 1 - \frac{1}{3} & \\ 0 & 0 & 1 & 1 & -1 \end{bmatrix}$$

$$\left\langle \left\{ \begin{bmatrix} \frac{1}{3} \\ \frac{1}{3} \\ 1 \\ 0 \\ 1 \end{bmatrix}, \begin{bmatrix} 0 \\ -1 \\ -1 \\ 1 \\ 0 \end{bmatrix} \right\} \right\rangle$$

□ Column space of the matrix, expressed as the span of a set of linearly independent vectors. These vectors are computed by row-reducing the transpose of the matrix into reduced row-echelon form, tossing out the zero rows, and writing the remaining nonzero rows as column vectors. By Theorem CSRST [240] and Theorem BRS [238], and in the style of Example CSROI [240], this yields a linearly independent set of vectors that span the column space.

$$\left\langle \left\{ \begin{bmatrix} 1 \\ 0 \\ 2 \\ 1 \\ 3 \end{bmatrix}, \begin{bmatrix} 0 \\ 1 \\ 1 \\ -1 \\ 0 \end{bmatrix} \right\} \right\rangle$$

□ Row space of the matrix, expressed as a span of a set of linearly independent vectors, obtained from the nonzero rows of the equivalent matrix in reduced row-echelon form. (Theorem BRS [238])

$$\left\langle \left\{ \begin{bmatrix} 1 \\ 0 \end{bmatrix}, \begin{bmatrix} 0 \\ 1 \end{bmatrix} \right\} \right\rangle$$

□ Subspace dimensions associated with the matrix. (Definition NOM [337], Definition ROM [338]) Verify Theorem RPNC [339]

Matrix columns: 2

Rank: 2

Nullity: 0

## Archetype H

**Summary** System with five equations, two variables. Inconsistent, overdetermined. Null space of coefficient matrix has dimension 0. Coefficient matrix identical to that of Archetype G, constant vector is different.

□ A system of linear equations (Definition SLE [9]):

$$\begin{aligned} 2x_1 + 3x_2 &= 5 \\ -x_1 + 4x_2 &= 6 \\ 3x_1 + 10x_2 &= 2 \\ 3x_1 - x_2 &= -1 \\ 6x_1 + 9x_2 &= 3 \end{aligned}$$

□ Some solutions to the system of linear equations (not necessarily exhaustive):

None. (Why?)

□ Augmented matrix of the linear system of equations (Definition AM [25]):

$$\begin{bmatrix} 2 & 3 & 5 \\ -1 & 4 & 6 \\ 3 & 10 & 2 \\ 3 & -1 & -1 \\ 6 & 9 & 3 \end{bmatrix}$$

□ Matrix in reduced row-echelon form, row-equivalent to augmented matrix:

$$\begin{bmatrix} \boxed{1} & 0 & 0 \\ 0 & \boxed{1} & 0 \\ 0 & 0 & \boxed{1} \\ 0 & 0 & 0 \\ 0 & 0 & 0 \end{bmatrix}$$

□ Analysis of the augmented matrix (Notation RREFA [28]):

$$r = 3 \qquad D = \{1, 2, 3\} \qquad F = \{ \}$$

□ Vector form of the solution set to the system of equations (Theorem VFSLs [97]). Notice the relationship between the free variables and the set  $F$  above. Also, notice the pattern of 0's and 1's in the entries of the vectors corresponding to elements of the set  $F$  for the larger examples.

Inconsistent system, no solutions exist.

□ Given a system of equations we can always build a new, related, homogeneous system (Definition HS [60]) by converting the constant terms to zeros and retaining the coefficients of the variables. Properties of this new system will have precise relationships with various properties of the original system.

$$\begin{aligned} 2x_1 + 3x_2 &= 0 \\ -x_1 + 4x_2 &= 0 \\ 3x_1 + 10x_2 &= 0 \\ 3x_1 - x_2 &= 0 \\ 6x_1 + 9x_2 &= 0 \end{aligned}$$

□ Some solutions to the associated homogenous system of linear equations (not necessarily exhaustive):

$$x_1 = 0, \quad x_2 = 0$$

□ Form the augmented matrix of the homogenous linear system, and use row operations to convert to reduced row-echelon form. Notice how the entries of the final column remain zeros:

$$\left[ \begin{array}{ccc} \boxed{1} & 0 & 0 \\ 0 & \boxed{1} & 0 \\ 0 & 0 & 0 \\ 0 & 0 & 0 \\ 0 & 0 & 0 \end{array} \right]$$

□ Analysis of the augmented matrix for the homogenous system (Notation RREFA [28]). Notice the slight variation for the same analysis of the original system only when the original system was consistent:

$$r = 2 \qquad D = \{1, 2\} \qquad F = \{3\}$$

□ Coefficient matrix of original system of equations, and of associated homogenous system. This matrix will be the subject of further analysis, rather than the systems of equations.

$$\left[ \begin{array}{cc} 2 & 3 \\ -1 & 4 \\ 3 & 10 \\ 3 & -1 \\ 6 & 9 \end{array} \right]$$

□ Matrix brought to reduced row-echelon form:

$$\left[ \begin{array}{cc} \boxed{1} & 0 \\ 0 & \boxed{1} \\ 0 & 0 \\ 0 & 0 \\ 0 & 0 \end{array} \right]$$

□ Analysis of the row-reduced matrix (Notation RREFA [28]):

$$r = 2 \qquad D = \{1, 2\} \qquad F = \{ \}$$

□ This is the null space of the matrix. The set of vectors used in the span construction is a linearly independent set of column vectors that spans the null space of the matrix (Theorem SSNS [115], Theorem BNS [136]). Solve the homogenous system with this matrix as the coefficient matrix and write the solutions in vector form (Theorem VFSL [97]) to see these vectors arise.

$$\langle \{ \} \rangle$$

□ Column space of the matrix, expressed as the span of a set of linearly independent vectors that are also columns of the matrix. These columns have indices that form the set  $D$  above. (Theorem BCS [232])

$$\left\langle \left\{ \begin{bmatrix} 2 \\ -1 \\ 3 \\ 3 \\ 6 \end{bmatrix}, \begin{bmatrix} 3 \\ 4 \\ 10 \\ -1 \\ 9 \end{bmatrix} \right\} \right\rangle$$

□ The column space of the matrix, as it arises from the extended echelon form of the matrix. The matrix  $L$  is computed as described in Definition EEF [253]. This is followed by the column space described by a set of linearly independent vectors that span the null space of  $L$ , computed as according to Theorem FS [256] and Theorem BNS [136]. When  $r = m$ , the matrix  $L$  has no rows and the column space is all of  $\mathbb{C}^m$ .

$$L = \square$$

$$\left\langle \left\{ \begin{bmatrix} \frac{1}{3} \\ \frac{1}{3} \\ 1 \\ 0 \\ 1 \end{bmatrix}, \begin{bmatrix} 0 \\ -1 \\ -1 \\ 1 \\ 0 \end{bmatrix} \right\} \right\rangle$$

□ Column space of the matrix, expressed as the span of a set of linearly independent vectors. These vectors are computed by row-reducing the transpose of the matrix into reduced row-echelon form, tossing out the zero rows, and writing the remaining nonzero rows as column vectors. By Theorem CSRST [240] and Theorem BRS [238], and in the style of Example CSROI [240], this yields a linearly independent set of vectors that span the column space.



$$\left\langle \left\{ \begin{bmatrix} 1 \\ 0 \\ 2 \\ 1 \\ 3 \end{bmatrix}, \begin{bmatrix} 0 \\ 1 \\ 1 \\ -1 \\ 0 \end{bmatrix} \right\} \right\rangle$$

□ The column space of the matrix, as it arises from the extended echelon form of the matrix. The matrix  $L$  is computed as described in Definition EEF [253]. This is followed by the column space described by a set of linearly independent vectors that span the null space of  $L$ , computed as according to Theorem FS [256] and Theorem BNS [136]. When  $r = m$ , the matrix  $L$  has no rows and the column space is all of  $\mathbb{C}^m$ .

$$L = \begin{bmatrix} 1 & 0 & 0 & 0 & -\frac{1}{3} \\ 0 & 1 & 0 & 1 & -\frac{1}{3} \\ 0 & 0 & 1 & 1 & -1 \end{bmatrix}$$

$$\left\langle \left\{ \begin{bmatrix} \frac{1}{3} \\ \frac{1}{3} \\ 1 \\ 0 \\ 1 \end{bmatrix}, \begin{bmatrix} 0 \\ -1 \\ -1 \\ 1 \\ 0 \end{bmatrix} \right\} \right\rangle$$

□ Row space of the matrix, expressed as a span of a set of linearly independent vectors, obtained from the nonzero rows of the equivalent matrix in reduced row-echelon form. (Theorem BRS [238])

$$\left\langle \left\{ \begin{bmatrix} 1 \\ 0 \end{bmatrix}, \begin{bmatrix} 0 \\ 1 \end{bmatrix} \right\} \right\rangle$$

□ Subspace dimensions associated with the matrix. (Definition NOM [337], Definition ROM [338]) Verify Theorem RPNC [339]

Matrix columns: 2

Rank: 2

Nullity: 0

## Archetype I

**Summary** System with four equations, seven variables. Consistent. Null space of coefficient matrix has dimension 4.

□ A system of linear equations (Definition SLE [9]):

$$\begin{aligned}x_1 + 4x_2 - x_4 + 7x_6 - 9x_7 &= 3 \\2x_1 + 8x_2 - x_3 + 3x_4 + 9x_5 - 13x_6 + 7x_7 &= 9 \\2x_3 - 3x_4 - 4x_5 + 12x_6 - 8x_7 &= 1 \\-x_1 - 4x_2 + 2x_3 + 4x_4 + 8x_5 - 31x_6 + 37x_7 &= 4\end{aligned}$$

□ Some solutions to the system of linear equations (not necessarily exhaustive):

$$x_1 = -25, x_2 = 4, x_3 = 22, x_4 = 29, x_5 = 1, x_6 = 2, x_7 = -3$$

$$x_1 = -7, x_2 = 5, x_3 = 7, x_4 = 15, x_5 = -4, x_6 = 2, x_7 = 1$$

$$x_1 = 4, x_2 = 0, x_3 = 2, x_4 = 1, x_5 = 0, x_6 = 0, x_7 = 0$$

□ Augmented matrix of the linear system of equations (Definition AM [25]):

$$\left[ \begin{array}{ccccccc|c} 1 & 4 & 0 & -1 & 0 & 7 & -9 & 3 \\ 2 & 8 & -1 & 3 & 9 & -13 & 7 & 9 \\ 0 & 0 & 2 & -3 & -4 & 12 & -8 & 1 \\ -1 & -4 & 2 & 4 & 8 & -31 & 37 & 4 \end{array} \right]$$

□ Matrix in reduced row-echelon form, row-equivalent to augmented matrix:

$$\left[ \begin{array}{ccccccc|c} \boxed{1} & 4 & 0 & 0 & 2 & 1 & -3 & 4 \\ 0 & 0 & \boxed{1} & 0 & 1 & -3 & 5 & 2 \\ 0 & 0 & 0 & \boxed{1} & 2 & -6 & 6 & 1 \\ 0 & 0 & 0 & 0 & 0 & 0 & 0 & 0 \end{array} \right]$$

□ Analysis of the augmented matrix (Notation RREFA [28]):

$$r = 3 \qquad D = \{1, 3, 4\} \qquad F = \{2, 5, 6, 7, 8\}$$

□ Vector form of the solution set to the system of equations (Theorem VFSLs [97]). Notice the relationship between the free variables and the set  $F$  above. Also, notice the pattern of 0's and 1's in the entries of the vectors corresponding to elements of the set  $F$  for the larger examples.

$$\begin{bmatrix} x_1 \\ x_2 \\ x_3 \\ x_4 \\ x_5 \\ x_6 \\ x_7 \end{bmatrix} = \begin{bmatrix} 4 \\ 0 \\ 2 \\ 1 \\ 0 \\ 0 \\ 0 \end{bmatrix} + x_2 \begin{bmatrix} -4 \\ 1 \\ 0 \\ 0 \\ 0 \\ 0 \\ 0 \end{bmatrix} + x_5 \begin{bmatrix} -2 \\ 0 \\ -1 \\ -2 \\ 1 \\ 0 \\ 0 \end{bmatrix} + x_6 \begin{bmatrix} -1 \\ 0 \\ 3 \\ 6 \\ 0 \\ 1 \\ 0 \end{bmatrix} + x_7 \begin{bmatrix} 3 \\ 0 \\ -5 \\ -6 \\ 0 \\ 0 \\ 1 \end{bmatrix}$$

□ Given a system of equations we can always build a new, related, homogeneous system (Definition HS [60]) by converting the constant terms to zeros and retaining the coefficients of the variables. Properties of this new system will have precise relationships with various properties of the original system.

$$\begin{aligned} x_1 + 4x_2 - x_4 + 7x_6 - 9x_7 &= 0 \\ 2x_1 + 8x_2 - x_3 + 3x_4 + 9x_5 - 13x_6 + 7x_7 &= 0 \\ 2x_3 - 3x_4 - 4x_5 + 12x_6 - 8x_7 &= 0 \\ -x_1 - 4x_2 + 2x_3 + 4x_4 + 8x_5 - 31x_6 + 37x_7 &= 0 \end{aligned}$$

□ Some solutions to the associated homogenous system of linear equations (not necessarily exhaustive):

$$x_1 = 0, x_2 = 0, x_3 = 0, x_4 = 0, x_5 = 0, x_6 = 0, x_7 = 0$$

$$x_1 = 3, x_2 = 0, x_3 = -5, x_4 = -6, x_5 = 0, x_6 = 0, x_7 = 1$$

$$x_1 = -1, x_2 = 0, x_3 = 3, x_4 = 6, x_5 = 0, x_6 = 1, x_7 = 0$$

$$x_1 = -2, x_2 = 0, x_3 = -1, x_4 = -2, x_5 = 1, x_6 = 0, x_7 = 0$$

$$x_1 = -4, x_2 = 1, x_3 = 0, x_4 = 0, x_5 = 0, x_6 = 0, x_7 = 0$$

$$x_1 = -4, x_2 = 1, x_3 = -3, x_4 = -2, x_5 = 1, x_6 = 1, x_7 = 1$$

□ Form the augmented matrix of the homogenous linear system, and use row operations to convert to reduced row-echelon form. Notice how the entries of the final column remain zeros:

$$\begin{bmatrix} \boxed{1} & 4 & 0 & 0 & 2 & 1 & -3 & 0 \\ 0 & 0 & \boxed{1} & 0 & 1 & -3 & 5 & 0 \\ 0 & 0 & 0 & \boxed{1} & 2 & -6 & 6 & 0 \\ 0 & 0 & 0 & 0 & 0 & 0 & 0 & 0 \end{bmatrix}$$

□ Analysis of the augmented matrix for the homogenous system (Notation RREFA [28]). Notice the slight variation for the same analysis of the original system only when the original system was consistent:

$$r = 3$$

$$D = \{1, 3, 4\}$$

$$F = \{2, 5, 6, 7, 8\}$$

□ Coefficient matrix of original system of equations, and of associated homogenous system. This

matrix will be the subject of further analysis, rather than the systems of equations.

$$\begin{bmatrix} 1 & 4 & 0 & -1 & 0 & 7 & -9 \\ 2 & 8 & -1 & 3 & 9 & -13 & 7 \\ 0 & 0 & 2 & -3 & -4 & 12 & -8 \\ -1 & -4 & 2 & 4 & 8 & -31 & 37 \end{bmatrix}$$

□ Matrix brought to reduced row-echelon form:

$$\begin{bmatrix} \boxed{1} & 4 & 0 & 0 & 2 & 1 & -3 \\ 0 & 0 & \boxed{1} & 0 & 1 & -3 & 5 \\ 0 & 0 & 0 & \boxed{1} & 2 & -6 & 6 \\ 0 & 0 & 0 & 0 & 0 & 0 & 0 \end{bmatrix}$$

□ Analysis of the row-reduced matrix (Notation RREFA [28]):

$$r = 3 \qquad D = \{1, 3, 4\} \qquad F = \{2, 5, 6, 7\}$$

□ This is the null space of the matrix. The set of vectors used in the span construction is a linearly independent set of column vectors that spans the null space of the matrix (Theorem SSNS [115], Theorem BNS [136]). Solve the homogenous system with this matrix as the coefficient matrix and write the solutions in vector form (Theorem VFSL [97]) to see these vectors arise.

$$\left\langle \left\{ \begin{bmatrix} -4 \\ 1 \\ 0 \\ 0 \\ 0 \\ 0 \\ 0 \end{bmatrix}, \begin{bmatrix} -2 \\ 0 \\ -1 \\ -2 \\ 1 \\ 0 \\ 0 \end{bmatrix}, \begin{bmatrix} -1 \\ 0 \\ 3 \\ 6 \\ 0 \\ 1 \\ 0 \end{bmatrix}, \begin{bmatrix} 3 \\ 0 \\ -5 \\ -6 \\ 0 \\ 0 \\ 1 \end{bmatrix} \right\} \right\rangle$$

□ Column space of the matrix, expressed as the span of a set of linearly independent vectors that are also columns of the matrix. These columns have indices that form the set  $D$  above. (Theorem BCS [232])

$$\left\langle \left\{ \begin{bmatrix} 1 \\ 2 \\ 0 \\ -1 \end{bmatrix}, \begin{bmatrix} 0 \\ -1 \\ 2 \\ 2 \end{bmatrix}, \begin{bmatrix} -1 \\ 3 \\ -3 \\ 4 \end{bmatrix} \right\} \right\rangle$$

□ The column space of the matrix, as it arises from the extended echelon form of the matrix. The matrix  $L$  is computed as described in Definition EEF [253]. This is followed by the column space described by a set of linearly independent vectors that span the null space of  $L$ , computed as according to Theorem FS [256] and Theorem BNS [136]. When  $r = m$ , the matrix  $L$  has no rows and the column space is all of  $\mathbb{C}^m$ .

$$L = \begin{bmatrix} 1 & -\frac{12}{31} & -\frac{13}{31} & \frac{7}{31} \end{bmatrix}$$

$$\left\langle \left\{ \begin{bmatrix} -\frac{7}{31} \\ 0 \\ 0 \\ 1 \end{bmatrix}, \begin{bmatrix} \frac{13}{31} \\ 0 \\ 1 \\ 0 \end{bmatrix}, \begin{bmatrix} \frac{12}{31} \\ 1 \\ 0 \\ 0 \end{bmatrix} \right\} \right\rangle$$

□ Column space of the matrix, expressed as the span of a set of linearly independent vectors. These vectors are computed by row-reducing the transpose of the matrix into reduced row-echelon form, tossing out the zero rows, and writing the remaining nonzero rows as column vectors. By Theorem CSRST [240] and Theorem BRS [238], and in the style of Example CSROI [240], this yields a linearly independent set of vectors that span the column space.

$$\left\langle \left\{ \begin{bmatrix} 1 \\ 0 \\ 0 \\ -\frac{31}{7} \end{bmatrix}, \begin{bmatrix} 0 \\ 1 \\ 0 \\ \frac{12}{7} \end{bmatrix}, \begin{bmatrix} 0 \\ 0 \\ 1 \\ \frac{13}{7} \end{bmatrix} \right\} \right\rangle$$

□ Row space of the matrix, expressed as a span of a set of linearly independent vectors, obtained from the nonzero rows of the equivalent matrix in reduced row-echelon form. (Theorem BRS [238])

$$\left\langle \left\{ \begin{bmatrix} 1 \\ 4 \\ 0 \\ 0 \\ 2 \\ 1 \\ -3 \end{bmatrix}, \begin{bmatrix} 0 \\ 0 \\ 1 \\ 0 \\ 1 \\ -3 \\ 5 \end{bmatrix}, \begin{bmatrix} 0 \\ 0 \\ 0 \\ 1 \\ 2 \\ -6 \\ 6 \end{bmatrix} \right\} \right\rangle$$

□ Subspace dimensions associated with the matrix. (Definition NOM [337], Definition ROM [338]) Verify Theorem RPNC [339]

Matrix columns: 7

Rank: 3

Nullity: 4

## Archetype J

**Summary** System with six equations, nine variables. Consistent. Null space of coefficient matrix has dimension 5.

□ A system of linear equations (Definition SLE [9]):

$$\begin{aligned}x_1 + 2x_2 - 2x_3 + 9x_4 + 3x_5 - 5x_6 - 2x_7 + x_8 + 27x_9 &= -5 \\2x_1 + 4x_2 + 3x_3 + 4x_4 - x_5 + 4x_6 + 10x_7 + 2x_8 - 23x_9 &= 18 \\x_1 + 2x_2 + x_3 + 3x_4 + x_5 + x_6 + 5x_7 + 2x_8 - 7x_9 &= 6 \\2x_1 + 4x_2 + 3x_3 + 4x_4 - 7x_5 + 2x_6 + 4x_7 - 11x_9 &= 20 \\x_1 + 2x_2 + 5x_4 + 2x_5 - 4x_6 + 3x_7 + 8x_8 + 13x_9 &= -4 \\-3x_1 - 6x_2 - x_3 - 13x_4 + 2x_5 - 5x_6 - 4x_7 + 13x_8 + 10x_9 &= -29\end{aligned}$$

□ Some solutions to the system of linear equations (not necessarily exhaustive):

$$x_1 = 6, x_2 = 0, x_3 = -1, x_4 = 0, x_5 = -1, x_6 = 2, x_7 = 0, x_8 = 0, x_9 = 0$$

$$x_1 = 4, x_2 = 1, x_3 = -1, x_4 = 0, x_5 = -1, x_6 = 2, x_7 = 0, x_8 = 0, x_9 = 0$$

$$x_1 = -17, x_2 = 7, x_3 = 3, x_4 = 2, x_5 = -1, x_6 = 14, x_7 = -1, x_8 = 3, x_9 = 2$$

$$x_1 = -11, x_2 = -6, x_3 = 1, x_4 = 5, x_5 = -4, x_6 = 7, x_7 = 3, x_8 = 1, x_9 = 1$$

□ Augmented matrix of the linear system of equations (Definition AM [25]):

$$\left[ \begin{array}{cccccccccc} 1 & 2 & -2 & 9 & 3 & -5 & -2 & 1 & 27 & -5 \\ 2 & 4 & 3 & 4 & -1 & 4 & 10 & 2 & -23 & 18 \\ 1 & 2 & 1 & 3 & 1 & 1 & 5 & 2 & -7 & 6 \\ 2 & 4 & 3 & 4 & -7 & 2 & 4 & 0 & -11 & 20 \\ 1 & 2 & 0 & 5 & 2 & -4 & 3 & 8 & 13 & -4 \\ -3 & -6 & -1 & -13 & 2 & -5 & -4 & 13 & 10 & -29 \end{array} \right]$$

□ Matrix in reduced row-echelon form, row-equivalent to augmented matrix:

$$\left[ \begin{array}{cccccccccc} \boxed{1} & 2 & 0 & 5 & 0 & 0 & 1 & -2 & 3 & 6 \\ 0 & 0 & \boxed{1} & -2 & 0 & 0 & 3 & 5 & -6 & -1 \\ 0 & 0 & 0 & 0 & \boxed{1} & 0 & 1 & 1 & -1 & -1 \\ 0 & 0 & 0 & 0 & 0 & \boxed{1} & 0 & -2 & -3 & 2 \\ 0 & 0 & 0 & 0 & 0 & 0 & 0 & 0 & 0 & 0 \\ 0 & 0 & 0 & 0 & 0 & 0 & 0 & 0 & 0 & 0 \end{array} \right]$$

□ Analysis of the augmented matrix (Notation RREFA [28]):

$$r = 4$$

$$D = \{1, 3, 5, 6\}$$

$$F = \{2, 4, 7, 8, 9, 10\}$$

□ Vector form of the solution set to the system of equations (Theorem VFSLs [97]). Notice the relationship between the free variables and the set  $F$  above. Also, notice the pattern of 0's and 1's in the entries of the vectors corresponding to elements of the set  $F$  for the larger examples.

$$\begin{bmatrix} x_1 \\ x_2 \\ x_3 \\ x_4 \\ x_5 \\ x_6 \\ x_7 \\ x_8 \\ x_9 \end{bmatrix} = \begin{bmatrix} 6 \\ 0 \\ -1 \\ 0 \\ -1 \\ 2 \\ 0 \\ 0 \\ 0 \end{bmatrix} + x_2 \begin{bmatrix} -2 \\ 1 \\ 0 \\ 0 \\ 0 \\ 0 \\ 0 \\ 0 \\ 0 \end{bmatrix} + x_4 \begin{bmatrix} -5 \\ 0 \\ 2 \\ 1 \\ 0 \\ 0 \\ 0 \\ 0 \\ 0 \end{bmatrix} + x_7 \begin{bmatrix} -1 \\ 0 \\ -3 \\ 0 \\ -1 \\ 0 \\ 1 \\ 0 \\ 0 \end{bmatrix} + x_8 \begin{bmatrix} 2 \\ 0 \\ -5 \\ 0 \\ -1 \\ 2 \\ 0 \\ 1 \\ 0 \end{bmatrix} + x_9 \begin{bmatrix} -3 \\ 0 \\ 6 \\ 0 \\ 1 \\ 3 \\ 0 \\ 0 \\ 1 \end{bmatrix}$$

□ Given a system of equations we can always build a new, related, homogeneous system (Definition HS [60]) by converting the constant terms to zeros and retaining the coefficients of the variables. Properties of this new system will have precise relationships with various properties of the original system.

$$\begin{aligned} x_1 + 2x_2 - 2x_3 + 9x_4 + 3x_5 - 5x_6 - 2x_7 + x_8 + 27x_9 &= 0 \\ 2x_1 + 4x_2 + 3x_3 + 4x_4 - x_5 + 4x_6 + 10x_7 + 2x_8 - 23x_9 &= 0 \\ x_1 + 2x_2 + x_3 + 3x_4 + x_5 + x_6 + 5x_7 + 2x_8 - 7x_9 &= 0 \\ 2x_1 + 4x_2 + 3x_3 + 4x_4 - 7x_5 + 2x_6 + 4x_7 - 11x_9 &= 0 \\ x_1 + 2x_2 + 5x_4 + 2x_5 - 4x_6 + 3x_7 + 8x_8 + 13x_9 &= 0 \\ -3x_1 - 6x_2 - x_3 - 13x_4 + 2x_5 - 5x_6 - 4x_7 + 13x_8 + 10x_9 &= 0 \end{aligned}$$

□ Some solutions to the associated homogenous system of linear equations (not necessarily exhaustive):

$$x_1 = 0, x_2 = 0, x_3 = 0, x_4 = 0, x_5 = 0, x_6 = 0, x_7 = 0, x_8 = 0, x_9 = 0$$

$$x_1 = -2, x_2 = 1, x_3 = 0, x_4 = 0, x_5 = 0, x_6 = 0, x_7 = 0, x_8 = 0, x_9 = 0$$

$$x_1 = -23, x_2 = 7, x_3 = 4, x_4 = 2, x_5 = 0, x_6 = 12, x_7 = -1, x_8 = 3, x_9 = 2$$

$$x_1 = -17, x_2 = -6, x_3 = 2, x_4 = 5, x_5 = -3, x_6 = 5, x_7 = 3, x_8 = 1, x_9 = 1$$

□ Form the augmented matrix of the homogenous linear system, and use row operations to convert to reduced row-echelon form. Notice how the entries of the final column remain zeros:

$$\begin{bmatrix} \boxed{1} & 2 & 0 & 5 & 0 & 0 & 1 & -2 & 3 & 0 \\ 0 & 0 & \boxed{1} & -2 & 0 & 0 & 3 & 5 & -6 & 0 \\ 0 & 0 & 0 & 0 & \boxed{1} & 0 & 1 & 1 & -1 & 0 \\ 0 & 0 & 0 & 0 & 0 & \boxed{1} & 0 & -2 & -3 & 0 \\ 0 & 0 & 0 & 0 & 0 & 0 & 0 & 0 & 0 & 0 \\ 0 & 0 & 0 & 0 & 0 & 0 & 0 & 0 & 0 & 0 \end{bmatrix}$$

□ Analysis of the augmented matrix for the homogenous system (Notation RREFA [28]). Notice

the slight variation for the same analysis of the original system only when the original system was consistent:

$$r = 4 \qquad D = \{1, 3, 5, 6\} \qquad F = \{2, 4, 7, 8, 9, 10\}$$

□ Coefficient matrix of original system of equations, and of associated homogenous system. This matrix will be the subject of further analysis, rather than the systems of equations.

$$\begin{bmatrix} 1 & 2 & -2 & 9 & 3 & -5 & -2 & 1 & 27 \\ 2 & 4 & 3 & 4 & -1 & 4 & 10 & 2 & -23 \\ 1 & 2 & 1 & 3 & 1 & 1 & 5 & 2 & -7 \\ 2 & 4 & 3 & 4 & -7 & 2 & 4 & 0 & -11 \\ 1 & 2 & 0 & 5 & 2 & -4 & 3 & 8 & 13 \\ -3 & -6 & -1 & -13 & 2 & -5 & -4 & 13 & 10 \end{bmatrix}$$

□ Matrix brought to reduced row-echelon form:

$$\begin{bmatrix} \boxed{1} & 2 & 0 & 5 & 0 & 0 & 1 & -2 & 3 \\ 0 & 0 & \boxed{1} & -2 & 0 & 0 & 3 & 5 & -6 \\ 0 & 0 & 0 & 0 & \boxed{1} & 0 & 1 & 1 & -1 \\ 0 & 0 & 0 & 0 & 0 & \boxed{1} & 0 & -2 & -3 \\ 0 & 0 & 0 & 0 & 0 & 0 & 0 & 0 & 0 \\ 0 & 0 & 0 & 0 & 0 & 0 & 0 & 0 & 0 \end{bmatrix}$$

□ Analysis of the row-reduced matrix (Notation RREFA [28]):

$$r = 4 \qquad D = \{1, 3, 5, 6\} \qquad F = \{2, 4, 7, 8, 9\}$$

□ This is the null space of the matrix. The set of vectors used in the span construction is a linearly independent set of column vectors that spans the null space of the matrix (Theorem SSNS [115], Theorem BNS [136]). Solve the homogenous system with this matrix as the coefficient matrix and write the solutions in vector form (Theorem VFSL [97]) to see these vectors arise.

$$\left\langle \left( \begin{bmatrix} -2 \\ 1 \\ 0 \\ 0 \\ 0 \\ 0 \\ 0 \\ 0 \\ 0 \end{bmatrix}, \begin{bmatrix} -5 \\ 0 \\ 2 \\ 1 \\ 0 \\ 0 \\ 0 \\ 0 \\ 0 \end{bmatrix}, \begin{bmatrix} -1 \\ 0 \\ -3 \\ 0 \\ -1 \\ 0 \\ 1 \\ 0 \\ 0 \end{bmatrix}, \begin{bmatrix} 2 \\ 0 \\ -5 \\ 0 \\ -1 \\ 2 \\ 0 \\ 1 \\ 0 \end{bmatrix}, \begin{bmatrix} -3 \\ 0 \\ 6 \\ 0 \\ 1 \\ 3 \\ 0 \\ 0 \\ 1 \end{bmatrix} \right) \right\rangle$$

□ Column space of the matrix, expressed as the span of a set of linearly independent vectors that are also columns of the matrix. These columns have indices that form the set  $D$  above. (Theorem BCS [232])



$$\left\langle \left\{ \begin{bmatrix} 1 \\ 2 \\ 1 \\ 2 \\ 1 \\ -3 \end{bmatrix}, \begin{bmatrix} -2 \\ 3 \\ 1 \\ 3 \\ 0 \\ -1 \end{bmatrix}, \begin{bmatrix} 3 \\ -1 \\ 1 \\ -7 \\ 2 \\ 2 \end{bmatrix}, \begin{bmatrix} -5 \\ 4 \\ 1 \\ 2 \\ -4 \\ -5 \end{bmatrix} \right\} \right\rangle$$

□ The column space of the matrix, as it arises from the extended echelon form of the matrix. The matrix  $L$  is computed as described in Definition EEF [253]. This is followed by the column space described by a set of linearly independent vectors that span the null space of  $L$ , computed as according to Theorem FS [256] and Theorem BNS [136]. When  $r = m$ , the matrix  $L$  has no rows and the column space is all of  $\mathbb{C}^m$ .

$$L = \begin{bmatrix} 1 & 0 & \frac{186}{131} & \frac{51}{131} & -\frac{188}{131} & \frac{77}{131} \\ 0 & 1 & -\frac{272}{131} & -\frac{45}{131} & \frac{58}{131} & -\frac{14}{131} \end{bmatrix}$$

$$\left\langle \left\{ \begin{bmatrix} -\frac{77}{131} \\ \frac{14}{131} \\ 0 \\ 0 \\ 0 \\ 1 \end{bmatrix}, \begin{bmatrix} \frac{188}{131} \\ \frac{38}{131} \\ 0 \\ 0 \\ 1 \\ 0 \end{bmatrix}, \begin{bmatrix} -\frac{51}{131} \\ \frac{45}{131} \\ 0 \\ 1 \\ 0 \\ 0 \end{bmatrix}, \begin{bmatrix} -\frac{186}{131} \\ \frac{272}{131} \\ 0 \\ 1 \\ 0 \\ 0 \end{bmatrix} \right\} \right\rangle$$

□ Column space of the matrix, expressed as the span of a set of linearly independent vectors. These vectors are computed by row-reducing the transpose of the matrix into reduced row-echelon form, tossing out the zero rows, and writing the remaining nonzero rows as column vectors. By Theorem CSRST [240] and Theorem BRS [238], and in the style of Example CSROI [240], this yields a linearly independent set of vectors that span the column space.

$$\left\langle \left\{ \begin{bmatrix} 1 \\ 0 \\ 0 \\ 0 \\ -1 \\ -\frac{29}{7} \end{bmatrix}, \begin{bmatrix} 0 \\ 1 \\ 0 \\ 0 \\ -\frac{11}{2} \\ -\frac{94}{7} \end{bmatrix}, \begin{bmatrix} 0 \\ 0 \\ 1 \\ 0 \\ 10 \\ 22 \end{bmatrix}, \begin{bmatrix} 0 \\ 0 \\ 0 \\ 1 \\ \frac{3}{2} \\ 3 \end{bmatrix} \right\} \right\rangle$$

□ Row space of the matrix, expressed as a span of a set of linearly independent vectors, obtained from the nonzero rows of the equivalent matrix in reduced row-echelon form. (Theorem BRS [238])

$$\left\langle \left\{ \begin{bmatrix} 1 \\ 2 \\ 0 \\ 5 \\ 0 \\ 0 \\ 1 \\ -2 \\ 3 \end{bmatrix}, \begin{bmatrix} 0 \\ 0 \\ 1 \\ -2 \\ 0 \\ 0 \\ 3 \\ 5 \\ -6 \end{bmatrix}, \begin{bmatrix} 0 \\ 0 \\ 0 \\ 0 \\ 1 \\ 0 \\ 1 \\ 1 \\ -1 \end{bmatrix}, \begin{bmatrix} 0 \\ 0 \\ 0 \\ 0 \\ 0 \\ 1 \\ 0 \\ -2 \\ -3 \end{bmatrix} \right\} \right\rangle$$

□ Subspace dimensions associated with the matrix. (Definition NOM [337], Definition ROM

[338] Verify Theorem RPNC [339]

Matrix columns: 9

Rank: 4

Nullity: 5

## Archetype K

**Summary** Square matrix of size 5. Nonsingular. 3 distinct eigenvalues, 2 of multiplicity 2.

□ A matrix:

$$\begin{bmatrix} 10 & 18 & 24 & 24 & -12 \\ 12 & -2 & -6 & 0 & -18 \\ -30 & -21 & -23 & -30 & 39 \\ 27 & 30 & 36 & 37 & -30 \\ 18 & 24 & 30 & 30 & -20 \end{bmatrix}$$

□ Matrix brought to reduced row-echelon form:

$$\begin{bmatrix} \boxed{1} & 0 & 0 & 0 & 0 \\ 0 & \boxed{1} & 0 & 0 & 0 \\ 0 & 0 & \boxed{1} & 0 & 0 \\ 0 & 0 & 0 & \boxed{1} & 0 \\ 0 & 0 & 0 & 0 & \boxed{1} \end{bmatrix}$$

□ Analysis of the row-reduced matrix (Notation RREFA [28]):

$$r = 5$$

$$D = \{1, 2, 3, 4, 5\}$$

$$F = \{ \}$$

□ Matrix (coefficient matrix) is nonsingular or singular? (Theorem NMRRI [70]) at the same time, examine the size of the set  $F$  above. Notice that this property does not apply to matrices that are not square.

Nonsingular.

□ This is the null space of the matrix. The set of vectors used in the span construction is a linearly independent set of column vectors that spans the null space of the matrix (Theorem SSNS [115], Theorem BNS [136]). Solve the homogenous system with this matrix as the coefficient matrix and write the solutions in vector form (Theorem VFSL [97]) to see these vectors arise.

$\langle \{ \} \rangle$

□ Column space of the matrix, expressed as the span of a set of linearly independent vectors that are also columns of the matrix. These columns have indices that form the set  $D$  above. (Theorem BCS [232])

$$\left\langle \left\{ \begin{bmatrix} 10 \\ 12 \\ -30 \\ 27 \\ 18 \end{bmatrix}, \begin{bmatrix} 18 \\ -2 \\ -21 \\ 30 \\ 24 \end{bmatrix}, \begin{bmatrix} 24 \\ -6 \\ -23 \\ 36 \\ 30 \end{bmatrix}, \begin{bmatrix} 24 \\ 0 \\ -30 \\ 37 \\ 30 \end{bmatrix}, \begin{bmatrix} -12 \\ -18 \\ 39 \\ -30 \\ -20 \end{bmatrix} \right\} \right\rangle$$

□ The column space of the matrix, as it arises from the extended echelon form of the matrix. The matrix  $L$  is computed as described in Definition EEF [253]. This is followed by the column space described by a set of linearly independent vectors that span the null space of  $L$ , computed as according to Theorem FS [256] and Theorem BNS [136]. When  $r = m$ , the matrix  $L$  has no rows and the column space is all of  $\mathbb{C}^m$ .

$$L = \square$$

$$\left\langle \left\{ \begin{bmatrix} 1 \\ 0 \\ 0 \\ 0 \\ 0 \end{bmatrix}, \begin{bmatrix} 0 \\ 1 \\ 0 \\ 0 \\ 0 \end{bmatrix}, \begin{bmatrix} 0 \\ 0 \\ 1 \\ 0 \\ 0 \end{bmatrix}, \begin{bmatrix} 0 \\ 0 \\ 0 \\ 1 \\ 0 \end{bmatrix}, \begin{bmatrix} 0 \\ 0 \\ 0 \\ 0 \\ 1 \end{bmatrix} \right\} \right\rangle$$

□ Column space of the matrix, expressed as the span of a set of linearly independent vectors. These vectors are computed by row-reducing the transpose of the matrix into reduced row-echelon form, tossing out the zero rows, and writing the remaining nonzero rows as column vectors. By Theorem CSRST [240] and Theorem BRS [238], and in the style of Example CSROI [240], this yields a linearly independent set of vectors that span the column space.

$$\left\langle \left\{ \begin{bmatrix} 1 \\ 0 \\ 0 \\ 0 \\ 0 \end{bmatrix}, \begin{bmatrix} 0 \\ 1 \\ 0 \\ 0 \\ 0 \end{bmatrix}, \begin{bmatrix} 0 \\ 0 \\ 1 \\ 0 \\ 0 \end{bmatrix}, \begin{bmatrix} 0 \\ 0 \\ 0 \\ 1 \\ 0 \end{bmatrix}, \begin{bmatrix} 0 \\ 0 \\ 0 \\ 0 \\ 1 \end{bmatrix} \right\} \right\rangle$$

□ Row space of the matrix, expressed as a span of a set of linearly independent vectors, obtained from the nonzero rows of the equivalent matrix in reduced row-echelon form. (Theorem BRS [238])

$$\left\langle \left\{ \begin{bmatrix} 1 \\ 0 \\ 0 \\ 0 \\ 0 \end{bmatrix}, \begin{bmatrix} 0 \\ 1 \\ 0 \\ 0 \\ 0 \end{bmatrix}, \begin{bmatrix} 0 \\ 0 \\ 1 \\ 0 \\ 0 \end{bmatrix}, \begin{bmatrix} 0 \\ 0 \\ 0 \\ 1 \\ 0 \end{bmatrix}, \begin{bmatrix} 0 \\ 0 \\ 0 \\ 0 \\ 1 \end{bmatrix} \right\} \right\rangle$$

□ Inverse matrix, if it exists. The inverse is not defined for matrices that are not square, and if the matrix is square, then the matrix must be nonsingular. (Definition MI [207], Theorem NI [222])

$$\begin{bmatrix} 1 & -\left(\frac{9}{4}\right) & -\left(\frac{3}{2}\right) & 3 & -6 \\ \frac{21}{2} & \frac{43}{4} & \frac{21}{2} & 9 & -9 \\ -15 & -\left(\frac{21}{2}\right) & -11 & -15 & \frac{39}{2} \\ 9 & \frac{15}{4} & \frac{9}{2} & 10 & -15 \\ \frac{9}{2} & \frac{3}{4} & \frac{3}{2} & 6 & -\left(\frac{19}{2}\right) \end{bmatrix}$$

□ Subspace dimensions associated with the matrix. (Definition NOM [337], Definition ROM [338]) Verify Theorem RPNC [339]

Matrix columns: 5

Rank: 5

Nullity: 0

□ Determinant of the matrix, which is only defined for square matrices. The matrix is nonsingular if and only if the determinant is nonzero (Theorem SMZD [378]). (Product of all eigenvalues?)

Determinant = 16

□ Eigenvalues, and bases for eigenspaces. (Definition EEM [384], Definition EM [392])

$$\begin{aligned} \lambda = -2 & \quad \mathcal{E}_K(-2) = \left\langle \left\{ \begin{bmatrix} 2 \\ -2 \\ 1 \\ 0 \\ 1 \end{bmatrix}, \begin{bmatrix} -1 \\ 2 \\ -2 \\ 1 \\ 0 \end{bmatrix} \right\} \right\rangle \\ \lambda = 1 & \quad \mathcal{E}_K(1) = \left\langle \left\{ \begin{bmatrix} 4 \\ -10 \\ 7 \\ 0 \\ 2 \end{bmatrix}, \begin{bmatrix} -4 \\ 18 \\ -17 \\ 5 \\ 0 \end{bmatrix} \right\} \right\rangle \\ \lambda = 4 & \quad \mathcal{E}_K(4) = \left\langle \left\{ \begin{bmatrix} 1 \\ -1 \\ 0 \\ 1 \\ 1 \end{bmatrix} \right\} \right\rangle \end{aligned}$$

□ Geometric and algebraic multiplicities. (Definition GME [394], Definition AME [394])

$$\begin{aligned} \gamma_K(-2) &= 2 & \alpha_K(-2) &= 2 \\ \gamma_K(1) &= 2 & \alpha_K(1) &= 2 \\ \gamma_K(4) &= 1 & \alpha_K(4) &= 1 \end{aligned}$$

□ Diagonalizable? (Definition DZM [422])

Yes, full eigenspaces, Theorem DMFE [425].

□ The diagonalization. (Theorem DC [423])

$$\begin{aligned}
 & \begin{bmatrix} -4 & -3 & -4 & -6 & 7 \\ -7 & -5 & -6 & -8 & 10 \\ 1 & -1 & -1 & 1 & -3 \\ 1 & 0 & 0 & 1 & -2 \\ 2 & 5 & 6 & 4 & 0 \end{bmatrix} \begin{bmatrix} 10 & 18 & 24 & 24 & -12 \\ 12 & -2 & -6 & 0 & -18 \\ -30 & -21 & -23 & -30 & 39 \\ 27 & 30 & 36 & 37 & -30 \\ 18 & 24 & 30 & 30 & -20 \end{bmatrix} \begin{bmatrix} 2 & -1 & 4 & -4 & 1 \\ -2 & 2 & -10 & 18 & -1 \\ 1 & -2 & 7 & -17 & 0 \\ 0 & 1 & 0 & 5 & 1 \\ 1 & 0 & 2 & 0 & 1 \end{bmatrix} \\
 & = \begin{bmatrix} -2 & 0 & 0 & 0 & 0 \\ 0 & -2 & 0 & 0 & 0 \\ 0 & 0 & 1 & 0 & 0 \\ 0 & 0 & 0 & 1 & 0 \\ 0 & 0 & 0 & 0 & 4 \end{bmatrix}
 \end{aligned}$$

## Archetype L

**Summary** Square matrix of size 5. Singular, nullity 2. 2 distinct eigenvalues, each of “high” multiplicity.

□ A matrix:

$$\begin{bmatrix} -2 & -1 & -2 & -4 & 4 \\ -6 & -5 & -4 & -4 & 6 \\ 10 & 7 & 7 & 10 & -13 \\ -7 & -5 & -6 & -9 & 10 \\ -4 & -3 & -4 & -6 & 6 \end{bmatrix}$$

□ Matrix brought to reduced row-echelon form:

$$\begin{bmatrix} \boxed{1} & 0 & 0 & 1 & -2 \\ 0 & \boxed{1} & 0 & -2 & 2 \\ 0 & 0 & \boxed{1} & 2 & -1 \\ 0 & 0 & 0 & 0 & 0 \\ 0 & 0 & 0 & 0 & 0 \end{bmatrix}$$

□ Analysis of the row-reduced matrix (Notation RREFA [28]):

$$r = 5$$

$$D = \{1, 2, 3\}$$

$$F = \{4, 5\}$$

□ Matrix (coefficient matrix) is nonsingular or singular? (Theorem NMRRI [70]) at the same time, examine the size of the set  $F$  above. Notice that this property does not apply to matrices that are not square.

Singular.

□ This is the null space of the matrix. The set of vectors used in the span construction is a linearly independent set of column vectors that spans the null space of the matrix (Theorem SSNS [115], Theorem BNS [136]). Solve the homogenous system with this matrix as the coefficient matrix and write the solutions in vector form (Theorem VFSL [97]) to see these vectors arise.

$$\left\langle \left\{ \begin{bmatrix} -1 \\ 2 \\ -2 \\ 1 \\ 0 \end{bmatrix}, \begin{bmatrix} 2 \\ -2 \\ 1 \\ 0 \\ 1 \end{bmatrix} \right\} \right\rangle$$

□ Column space of the matrix, expressed as the span of a set of linearly independent vectors that are also columns of the matrix. These columns have indices that form the set  $D$  above. (Theorem

BCS [232])

$$\left\langle \left\{ \begin{bmatrix} -2 \\ -6 \\ 10 \\ -7 \\ -4 \end{bmatrix}, \begin{bmatrix} -1 \\ -5 \\ 7 \\ -5 \\ -3 \end{bmatrix}, \begin{bmatrix} -2 \\ -4 \\ 7 \\ -6 \\ -4 \end{bmatrix} \right\} \right\rangle$$

□ The column space of the matrix, as it arises from the extended echelon form of the matrix. The matrix  $L$  is computed as described in Definition EEF [253]. This is followed by the column space described by a set of linearly independent vectors that span the null space of  $L$ , computed as according to Theorem FS [256] and Theorem BNS [136]. When  $r = m$ , the matrix  $L$  has no rows and the column space is all of  $\mathbb{C}^m$ .

$$L = \begin{bmatrix} 1 & 0 & -2 & -6 & 5 \\ 0 & 1 & 4 & 10 & -9 \end{bmatrix}$$

$$\left\langle \left\{ \begin{bmatrix} -5 \\ 9 \\ 0 \\ 0 \\ 1 \end{bmatrix}, \begin{bmatrix} 6 \\ -10 \\ 0 \\ 1 \\ 0 \end{bmatrix}, \begin{bmatrix} 2 \\ -4 \\ 1 \\ 0 \\ 0 \end{bmatrix} \right\} \right\rangle$$

□ Column space of the matrix, expressed as the span of a set of linearly independent vectors. These vectors are computed by row-reducing the transpose of the matrix into reduced row-echelon form, tossing out the zero rows, and writing the remaining nonzero rows as column vectors. By Theorem CSRST [240] and Theorem BRS [238], and in the style of Example CSROI [240], this yields a linearly independent set of vectors that span the column space.

$$\left\langle \left\{ \begin{bmatrix} 1 \\ 0 \\ 0 \\ 9 \\ 4 \\ 5 \\ 2 \end{bmatrix}, \begin{bmatrix} 0 \\ 1 \\ 0 \\ 5 \\ 4 \\ 3 \\ 2 \end{bmatrix}, \begin{bmatrix} 0 \\ 0 \\ 1 \\ 1 \\ 2 \\ 1 \\ 1 \end{bmatrix} \right\} \right\rangle$$

□ Row space of the matrix, expressed as a span of a set of linearly independent vectors, obtained from the nonzero rows of the equivalent matrix in reduced row-echelon form. (Theorem BRS [238])

$$\left\langle \left\{ \begin{bmatrix} 1 \\ 0 \\ 0 \\ 1 \\ -2 \end{bmatrix}, \begin{bmatrix} 0 \\ 1 \\ 0 \\ -2 \\ 2 \end{bmatrix}, \begin{bmatrix} 0 \\ 0 \\ 1 \\ 2 \\ -1 \end{bmatrix} \right\} \right\rangle$$

□ Inverse matrix, if it exists. The inverse is not defined for matrices that are not square, and if the matrix is square, then the matrix must be nonsingular. (Definition MI [207], Theorem NI [222])

□ Subspace dimensions associated with the matrix. (Definition NOM [337], Definition ROM



[338] Verify Theorem RPNC [339]

Matrix columns: 5

Rank: 3

Nullity: 2

□ Determinant of the matrix, which is only defined for square matrices. The matrix is nonsingular if and only if the determinant is nonzero (Theorem SMZD [378]). (Product of all eigenvalues?)

Determinant = 0

□ Eigenvalues, and bases for eigenspaces. (Definition EEM [384], Definition EM [392])

$$\lambda = -1 \quad \mathcal{E}_L(-1) = \left\langle \left\{ \begin{bmatrix} -5 \\ 9 \\ 0 \\ 0 \\ 1 \end{bmatrix}, \begin{bmatrix} 6 \\ -10 \\ 0 \\ 1 \\ 0 \end{bmatrix}, \begin{bmatrix} 2 \\ -4 \\ 1 \\ 0 \\ 0 \end{bmatrix} \right\} \right\rangle$$

$$\lambda = 0 \quad \mathcal{E}_L(0) = \left\langle \left\{ \begin{bmatrix} 2 \\ -2 \\ 1 \\ 0 \\ 1 \end{bmatrix}, \begin{bmatrix} -1 \\ 2 \\ -2 \\ 1 \\ 0 \end{bmatrix} \right\} \right\rangle$$

□ Geometric and algebraic multiplicities. (Definition GME [394], Definition AME [394])

$$\begin{array}{ll} \gamma_L(-1) = 3 & \alpha_L(-1) = 3 \\ \gamma_L(0) = 2 & \alpha_L(0) = 2 \end{array}$$

□ Diagonalizable? (Definition DZM [422])

Yes, full eigenspaces, Theorem DMFE [425].

□ The diagonalization. (Theorem DC [423])

$$\begin{bmatrix} 4 & 3 & 4 & 6 & -6 \\ 7 & 5 & 6 & 9 & -10 \\ -10 & -7 & -7 & -10 & 13 \\ -4 & -3 & -4 & -6 & 7 \\ -7 & -5 & -6 & -8 & 10 \end{bmatrix} \begin{bmatrix} -2 & -1 & -2 & -4 & 4 \\ -6 & -5 & -4 & -4 & 6 \\ 10 & 7 & 7 & 10 & -13 \\ -7 & -5 & -6 & -9 & 10 \\ -4 & -3 & -4 & -6 & 6 \end{bmatrix} \begin{bmatrix} -5 & 6 & 2 & 2 & -1 \\ 9 & -10 & -4 & -2 & 2 \\ 0 & 0 & 1 & 1 & -2 \\ 0 & 1 & 0 & 0 & 1 \\ 1 & 0 & 0 & 1 & 0 \end{bmatrix}$$

$$= \begin{bmatrix} -1 & 0 & 0 & 0 & 0 \\ 0 & -1 & 0 & 0 & 0 \\ 0 & 0 & -1 & 0 & 0 \\ 0 & 0 & 0 & 0 & 0 \\ 0 & 0 & 0 & 0 & 0 \end{bmatrix}$$

## Archetype M

**Summary** Linear transformation with bigger domain than codomain, so it is guaranteed to not be injective. Happens to not be surjective.

□ A linear transformation: (Definition LT [437])

$$T: \mathbb{C}^5 \mapsto \mathbb{C}^3, \quad T \begin{pmatrix} x_1 \\ x_2 \\ x_3 \\ x_4 \\ x_5 \end{pmatrix} = \begin{bmatrix} x_1 + 2x_2 + 3x_3 + 4x_4 + 4x_5 \\ 3x_1 + x_2 + 4x_3 - 3x_4 + 7x_5 \\ x_1 - x_2 - 5x_4 + x_5 \end{bmatrix}$$

□ A basis for the null space of the linear transformation: (Definition KLT [464])

$$\left\{ \begin{bmatrix} -2 \\ -1 \\ 0 \\ 0 \\ 1 \end{bmatrix}, \begin{bmatrix} 2 \\ -3 \\ 0 \\ 1 \\ 0 \end{bmatrix}, \begin{bmatrix} -1 \\ -1 \\ 1 \\ 0 \\ 0 \end{bmatrix} \right\}$$

□ Injective: No. (Definition ILT [460])

Since the kernel is nontrivial Theorem KILT [466] tells us that the linear transformation is not injective. Also, since the rank can not exceed 3, we are guaranteed to have a nullity of at least 2, just from checking dimensions of the domain and the codomain. In particular, verify that

$$T \begin{pmatrix} \begin{bmatrix} 1 \\ 2 \\ -1 \\ 4 \\ 5 \end{bmatrix} \end{pmatrix} = \begin{bmatrix} 38 \\ 24 \\ -16 \end{bmatrix} \quad T \begin{pmatrix} \begin{bmatrix} 0 \\ -3 \\ 0 \\ 5 \\ 6 \end{bmatrix} \end{pmatrix} = \begin{bmatrix} 38 \\ 24 \\ -16 \end{bmatrix}$$

This demonstration that  $T$  is not injective is constructed with the observation that

$$\begin{bmatrix} 0 \\ -3 \\ 0 \\ 5 \\ 6 \end{bmatrix} = \begin{bmatrix} 1 \\ 2 \\ -1 \\ 4 \\ 5 \end{bmatrix} + \begin{bmatrix} -1 \\ -5 \\ 1 \\ 1 \\ 1 \end{bmatrix}$$

and

$$\mathbf{z} = \begin{bmatrix} -1 \\ -5 \\ 1 \\ 1 \\ 1 \end{bmatrix} \in \mathcal{K}(T)$$

so the vector  $\mathbf{z}$  effectively “does nothing” in the evaluation of  $T$ .

□ A basis for the range of the linear transformation: (Definition RLT [479])

Evaluate the linear transformation on a standard basis to get a spanning set for the range (Theorem SSRLT [483]):

$$\left\{ \begin{bmatrix} 1 \\ 3 \\ 1 \end{bmatrix}, \begin{bmatrix} 2 \\ 1 \\ -1 \end{bmatrix}, \begin{bmatrix} 3 \\ 4 \\ 0 \end{bmatrix}, \begin{bmatrix} 4 \\ -3 \\ -5 \end{bmatrix}, \begin{bmatrix} 4 \\ 7 \\ 1 \end{bmatrix} \right\}$$

If the linear transformation is injective, then the set above is guaranteed to be linearly independent (Theorem ILTLI [468]). This spanning set may be converted to a “nice” basis, by making the vectors the rows of a matrix (perhaps after using a vector representation), row-reducing, and retaining the nonzero rows (Theorem BRS [238]), and perhaps un-coordinatizing. A basis for the range is:

$$\left\{ \begin{bmatrix} 1 \\ 0 \\ -\frac{4}{5} \end{bmatrix}, \begin{bmatrix} 0 \\ 1 \\ \frac{3}{5} \end{bmatrix} \right\}$$

□ Surjective: No. (Definition SLT [475])

Notice that the range is not all of  $\mathbb{C}^3$  since its dimension 2, not 3. In particular, verify that  $\begin{bmatrix} 3 \\ 4 \\ 5 \end{bmatrix} \notin \mathcal{R}(T)$ , by setting the output equal to this vector and seeing that the resulting system of

linear equations has no solution, i.e. is inconsistent. So the preimage,  $T^{-1}\left(\begin{bmatrix} 3 \\ 4 \\ 5 \end{bmatrix}\right)$ , is empty. This alone is sufficient to see that the linear transformation is not onto.

□ Subspace dimensions associated with the linear transformation. Examine parallels with earlier results for matrices. Verify Theorem RPNDD [500].

Domain dimension: 5

Rank: 2

Nullity: 3

□ Invertible: No.

Not injective or surjective.

□ Matrix representation (Theorem MLTCV [444]):

$$T: \mathbb{C}^5 \mapsto \mathbb{C}^3, \quad T(\mathbf{x}) = A\mathbf{x}, \quad A = \begin{bmatrix} 1 & 2 & 3 & 4 & 4 \\ 3 & 1 & 4 & -3 & 7 \\ 1 & -1 & 0 & -5 & 1 \end{bmatrix}$$

## Archetype N

**Summary** Linear transformation with domain larger than its codomain, so it is guaranteed to not be injective. Happens to be onto.

□ A linear transformation: (Definition LT [437])

$$T: \mathbb{C}^5 \mapsto \mathbb{C}^3, \quad T \begin{pmatrix} x_1 \\ x_2 \\ x_3 \\ x_4 \\ x_5 \end{pmatrix} = \begin{bmatrix} 2x_1 + x_2 + 3x_3 - 4x_4 + 5x_5 \\ x_1 - 2x_2 + 3x_3 - 9x_4 + 3x_5 \\ 3x_1 + 4x_3 - 6x_4 + 5x_5 \end{bmatrix}$$

□ A basis for the null space of the linear transformation: (Definition KLT [464])

$$\left\{ \begin{bmatrix} 1 \\ -1 \\ -2 \\ 0 \\ 1 \end{bmatrix}, \begin{bmatrix} -2 \\ -1 \\ 3 \\ 1 \\ 0 \end{bmatrix} \right\}$$

□ Injective: No. (Definition ILT [460])

Since the kernel is nontrivial Theorem KILT [466] tells us that the linear transformation is not injective. Also, since the rank can not exceed 3, we are guaranteed to have a nullity of at least 2, just from checking dimensions of the domain and the codomain. In particular, verify that

$$T \begin{pmatrix} -3 \\ 1 \\ -2 \\ -3 \\ 1 \end{pmatrix} = \begin{bmatrix} 6 \\ 19 \\ 6 \end{bmatrix} \quad T \begin{pmatrix} -4 \\ -4 \\ -2 \\ -1 \\ 4 \end{pmatrix} = \begin{bmatrix} 6 \\ 19 \\ 6 \end{bmatrix}$$

This demonstration that  $T$  is not injective is constructed with the observation that

$$\begin{bmatrix} -4 \\ -4 \\ -2 \\ -1 \\ 4 \end{bmatrix} = \begin{bmatrix} -3 \\ 1 \\ -2 \\ -3 \\ 1 \end{bmatrix} + \begin{bmatrix} -1 \\ -5 \\ 0 \\ 2 \\ 3 \end{bmatrix}$$

and

$$\mathbf{z} = \begin{bmatrix} -1 \\ -5 \\ 0 \\ 2 \\ 3 \end{bmatrix} \in \mathcal{K}(T)$$

so the vector  $\mathbf{z}$  effectively “does nothing” in the evaluation of  $T$ .

□ A basis for the range of the linear transformation: (Definition RLT [479])

Evaluate the linear transformation on a standard basis to get a spanning set for the range (Theorem SSRLT [483]):

$$\left\{ \begin{bmatrix} 2 \\ 1 \\ 3 \end{bmatrix}, \begin{bmatrix} 1 \\ -2 \\ 0 \end{bmatrix}, \begin{bmatrix} 3 \\ 3 \\ 4 \end{bmatrix}, \begin{bmatrix} -4 \\ -9 \\ -6 \end{bmatrix}, \begin{bmatrix} 5 \\ 3 \\ 5 \end{bmatrix} \right\}$$

If the linear transformation is injective, then the set above is guaranteed to be linearly independent (Theorem ILTLI [468]). This spanning set may be converted to a “nice” basis, by making the vectors the rows of a matrix (perhaps after using a vector representation), row-reducing, and retaining the nonzero rows (Theorem BRS [238]), and perhaps un-coordinatizing. A basis for the range is:

$$\left\{ \begin{bmatrix} 1 \\ 0 \\ 0 \end{bmatrix}, \begin{bmatrix} 0 \\ 1 \\ 0 \end{bmatrix}, \begin{bmatrix} 0 \\ 0 \\ 1 \end{bmatrix} \right\}$$

□ Surjective: Yes. (Definition SLT [475])

Notice that the basis for the range above is the standard basis for  $\mathbb{C}^3$ . So the range is all of  $\mathbb{C}^3$  and thus the linear transformation is surjective.

□ Subspace dimensions associated with the linear transformation. Examine parallels with earlier results for matrices. Verify Theorem RPNDD [500].

$$\text{Domain dimension: } 5 \qquad \text{Rank: } 3 \qquad \text{Nullity: } 2$$

□ Invertible: No.

Not surjective, and the relative sizes of the domain and codomain mean the linear transformation cannot be injective. (Theorem ILTIS [494])

□ Matrix representation (Theorem MLTCV [444]):

$$T: \mathbb{C}^5 \mapsto \mathbb{C}^3, \quad T(\mathbf{x}) = A\mathbf{x}, \quad A = \begin{bmatrix} 2 & 1 & 3 & -4 & 5 \\ 1 & -2 & 3 & -9 & 3 \\ 3 & 0 & 4 & -6 & 5 \end{bmatrix}$$

## Archetype O

**Summary** Linear transformation with a domain smaller than the codomain, so it is guaranteed to not be onto. Happens to not be one-to-one.

□ A linear transformation: (Definition LT [437])

$$T: \mathbb{C}^3 \mapsto \mathbb{C}^5, \quad T \left( \begin{bmatrix} x_1 \\ x_2 \\ x_3 \end{bmatrix} \right) = \begin{bmatrix} -x_1 + x_2 - 3x_3 \\ -x_1 + 2x_2 - 4x_3 \\ x_1 + x_2 + x_3 \\ 2x_1 + 3x_2 + x_3 \\ x_1 + 2x_3 \end{bmatrix}$$

□ A basis for the null space of the linear transformation: (Definition KLT [464])

$$\left\{ \begin{bmatrix} -2 \\ 1 \\ 1 \end{bmatrix} \right\}$$

□ Injective: No. (Definition ILT [460])

Since the kernel is nontrivial Theorem KILT [466] tells us that the linear transformation is not injective. Also, since the rank can not exceed 3, we are guaranteed to have a nullity of at least 2, just from checking dimensions of the domain and the codomain. In particular, verify that

$$T \left( \begin{bmatrix} 5 \\ -1 \\ 3 \end{bmatrix} \right) = \begin{bmatrix} -15 \\ -19 \\ 7 \\ 10 \\ 11 \end{bmatrix} \quad T \left( \begin{bmatrix} 1 \\ 1 \\ 5 \end{bmatrix} \right) = \begin{bmatrix} -15 \\ -19 \\ 7 \\ 10 \\ 11 \end{bmatrix}$$

This demonstration that  $T$  is not injective is constructed with the observation that

$$\begin{bmatrix} 1 \\ 1 \\ 5 \end{bmatrix} = \begin{bmatrix} 5 \\ -1 \\ 3 \end{bmatrix} + \begin{bmatrix} -4 \\ 2 \\ 2 \end{bmatrix}$$

and

$$\mathbf{z} = \begin{bmatrix} -4 \\ 2 \\ 2 \end{bmatrix} \in \mathcal{K}(T)$$

so the vector  $\mathbf{z}$  effectively “does nothing” in the evaluation of  $T$ .

□ A basis for the range of the linear transformation: (Definition RLT [479])

Evaluate the linear transformation on a standard basis to get a spanning set for the range (Theorem

SSRLT [483]):

$$\left\{ \begin{bmatrix} -1 \\ -1 \\ 1 \\ 2 \\ 1 \end{bmatrix}, \begin{bmatrix} 1 \\ 2 \\ 1 \\ 3 \\ 0 \end{bmatrix}, \begin{bmatrix} -3 \\ -4 \\ 1 \\ 1 \\ 2 \end{bmatrix} \right\}$$

If the linear transformation is injective, then the set above is guaranteed to be linearly independent (Theorem ILTLI [468]). This spanning set may be converted to a “nice” basis, by making the vectors the rows of a matrix (perhaps after using a vector representation), row-reducing, and retaining the nonzero rows (Theorem BRS [238]), and perhaps un-coordinatizing. A basis for the range is:

$$\left\{ \begin{bmatrix} 1 \\ 0 \\ -3 \\ -7 \\ -2 \end{bmatrix}, \begin{bmatrix} 0 \\ 1 \\ 2 \\ 5 \\ 1 \end{bmatrix} \right\}$$

□ Subspace dimensions associated with the linear transformation. Examine parallels with earlier results for matrices. Verify Theorem RPNDD [500].

Domain dimension: 3

Rank: 2

Nullity: 1

□ Surjective: No. (Definition SLT [475])

The dimension of the range is 2, and the codomain ( $\mathbb{C}^5$ ) has dimension 5. So the transformation is not onto. Notice too that since the domain  $\mathbb{C}^3$  has dimension 3, it is impossible for the range to have a dimension greater than 3, and no matter what the actual definition of the function, it cannot possibly be onto.

To be more precise, verify that  $\begin{bmatrix} 2 \\ 3 \\ 1 \\ 1 \\ 1 \end{bmatrix} \notin \mathcal{R}(T)$ , by setting the output equal to this vector and

seeing that the resulting system of linear equations has no solution, i.e. is inconsistent. So the

preimage,  $T^{-1}\left(\begin{bmatrix} 2 \\ 3 \\ 1 \\ 1 \\ 1 \end{bmatrix}\right)$ , is empty. This alone is sufficient to see that the linear transformation is

not onto.

□ Invertible: No.

Not injective, and the relative dimensions of the domain and codomain prohibit any possibility of being surjective.

□ Matrix representation (Theorem MLTCV [444]):

$$T: \mathbb{C}^3 \mapsto \mathbb{C}^5, \quad T(\mathbf{x}) = A\mathbf{x}, \quad A = \begin{bmatrix} -1 & 1 & -3 \\ -1 & 2 & -4 \\ 1 & 1 & 1 \\ 2 & 3 & 1 \\ 1 & 0 & 2 \end{bmatrix}$$



## Archetype P

**Summary** Linear transformation with a domain smaller than its codomain, so it is guaranteed to not be surjective. Happens to be injective.

□ A linear transformation: (Definition LT [437])

$$T: \mathbb{C}^3 \mapsto \mathbb{C}^5, \quad T \left( \begin{bmatrix} x_1 \\ x_2 \\ x_3 \end{bmatrix} \right) = \begin{bmatrix} -x_1 + x_2 + x_3 \\ -x_1 + 2x_2 + 2x_3 \\ x_1 + x_2 + 3x_3 \\ 2x_1 + 3x_2 + x_3 \\ -2x_1 + x_2 + 3x_3 \end{bmatrix}$$

□ A basis for the null space of the linear transformation: (Definition KLT [464])

$$\{ \}$$

□ Injective: Yes. (Definition ILT [460])

Since  $\mathcal{K}(T) = \{\mathbf{0}\}$ , Theorem KILT [466] tells us that  $T$  is injective.

□ A basis for the range of the linear transformation: (Definition RLT [479])

Evaluate the linear transformation on a standard basis to get a spanning set for the range (Theorem SSRLT [483]):

$$\left\{ \begin{bmatrix} -1 \\ -1 \\ 1 \\ 2 \\ -2 \end{bmatrix}, \begin{bmatrix} 1 \\ 2 \\ 1 \\ 3 \\ 1 \end{bmatrix}, \begin{bmatrix} 1 \\ 2 \\ 3 \\ 1 \\ 3 \end{bmatrix} \right\}$$

If the linear transformation is injective, then the set above is guaranteed to be linearly independent (Theorem ILTLI [468]). This spanning set may be converted to a “nice” basis, by making the vectors the rows of a matrix (perhaps after using a vector representation), row-reducing, and retaining the nonzero rows (Theorem BRS [238]), and perhaps un-coordinatizing. A basis for the range is:

$$\left\{ \begin{bmatrix} 1 \\ 0 \\ 0 \\ -10 \\ 6 \end{bmatrix}, \begin{bmatrix} 0 \\ 1 \\ 0 \\ 7 \\ -3 \end{bmatrix}, \begin{bmatrix} 0 \\ 0 \\ 1 \\ -1 \\ 1 \end{bmatrix} \right\}$$

□ Surjective: No. (Definition SLT [475])

The dimension of the range is 3, and the codomain ( $\mathbb{C}^5$ ) has dimension 5. So the transformation is not surjective. Notice too that since the domain  $\mathbb{C}^3$  has dimension 3, it is impossible for the range to have a dimension greater than 3, and no matter what the actual definition of the function, it cannot possibly be surjective in this situation.

To be more precise, verify that  $\begin{bmatrix} 2 \\ 1 \\ -3 \\ 2 \\ 6 \end{bmatrix} \notin \mathcal{R}(T)$ , by setting the output equal to this vector and

seeing that the resulting system of linear equations has no solution, i.e. is inconsistent. So the

preimage,  $T^{-1}\left(\begin{bmatrix} 2 \\ 1 \\ -3 \\ 2 \\ 6 \end{bmatrix}\right)$ , is empty. This alone is sufficient to see that the linear transformation is not onto.

□ Subspace dimensions associated with the linear transformation. Examine parallels with earlier results for matrices. Verify Theorem RPNDD [500].

Domain dimension: 3

Rank: 3

Nullity: 0

□ Invertible: No.

The relative dimensions of the domain and codomain prohibit any possibility of being surjective, so apply Theorem ILTIS [494].

□ Matrix representation (Theorem MLTCV [444]):

$$T: \mathbb{C}^3 \mapsto \mathbb{C}^5, \quad T(\mathbf{x}) = A\mathbf{x}, \quad A = \begin{bmatrix} -1 & 1 & 1 \\ -1 & 2 & 2 \\ 1 & 1 & 3 \\ 2 & 3 & 1 \\ -2 & 1 & 3 \end{bmatrix}$$

## Archetype Q

**Summary** Linear transformation with equal-sized domain and codomain, so it has the potential to be invertible, but in this case is not. Neither injective nor surjective. Diagonalizable, though.

□ A linear transformation: (Definition LT [437])

$$T: \mathbb{C}^5 \mapsto \mathbb{C}^5, \quad T \begin{pmatrix} x_1 \\ x_2 \\ x_3 \\ x_4 \\ x_5 \end{pmatrix} = \begin{pmatrix} -2x_1 + 3x_2 + 3x_3 - 6x_4 + 3x_5 \\ -16x_1 + 9x_2 + 12x_3 - 28x_4 + 28x_5 \\ -19x_1 + 7x_2 + 14x_3 - 32x_4 + 37x_5 \\ -21x_1 + 9x_2 + 15x_3 - 35x_4 + 39x_5 \\ -9x_1 + 5x_2 + 7x_3 - 16x_4 + 16x_5 \end{pmatrix}$$

□ A basis for the null space of the linear transformation: (Definition KLT [464])

$$\left\{ \begin{pmatrix} 3 \\ 4 \\ 1 \\ 3 \\ 3 \end{pmatrix} \right\}$$

□ Injective: No. (Definition ILT [460])

Since the kernel is nontrivial Theorem KILT [466] tells us that the linear transformation is not injective. Also, since the rank can not exceed 3, we are guaranteed to have a nullity of at least 2, just from checking dimensions of the domain and the codomain. In particular, verify that

$$T \begin{pmatrix} 1 \\ 3 \\ -1 \\ 2 \\ 4 \end{pmatrix} = \begin{pmatrix} 4 \\ 55 \\ 72 \\ 77 \\ 31 \end{pmatrix} \quad T \begin{pmatrix} 4 \\ 7 \\ 0 \\ 5 \\ 7 \end{pmatrix} = \begin{pmatrix} 4 \\ 55 \\ 72 \\ 77 \\ 31 \end{pmatrix}$$

This demonstration that  $T$  is not injective is constructed with the observation that

$$\begin{bmatrix} 4 \\ 7 \\ 0 \\ 5 \\ 7 \end{bmatrix} = \begin{bmatrix} 1 \\ 3 \\ -1 \\ 2 \\ 4 \end{bmatrix} + \begin{bmatrix} 3 \\ 4 \\ 1 \\ 3 \\ 3 \end{bmatrix}$$

and

$$\mathbf{z} = \begin{bmatrix} 3 \\ 4 \\ 1 \\ 3 \\ 3 \end{bmatrix} \in \mathcal{K}(T)$$

so the vector  $\mathbf{z}$  effectively “does nothing” in the evaluation of  $T$ .

□ A basis for the range of the linear transformation: (Definition RLT [479])

Evaluate the linear transformation on a standard basis to get a spanning set for the range (Theorem SSRLT [483]):

$$\left\{ \begin{bmatrix} -2 \\ -16 \\ -19 \\ -21 \\ -9 \end{bmatrix}, \begin{bmatrix} 3 \\ 9 \\ 7 \\ 9 \\ 5 \end{bmatrix}, \begin{bmatrix} 3 \\ 12 \\ 14 \\ 15 \\ 7 \end{bmatrix}, \begin{bmatrix} -6 \\ -28 \\ -32 \\ -35 \\ -16 \end{bmatrix}, \begin{bmatrix} 3 \\ 28 \\ 37 \\ 39 \\ 16 \end{bmatrix} \right\}$$

If the linear transformation is injective, then the set above is guaranteed to be linearly independent (Theorem ILTLI [468]). This spanning set may be converted to a “nice” basis, by making the vectors the rows of a matrix (perhaps after using a vector representation), row-reducing, and retaining the nonzero rows (Theorem BRS [238]), and perhaps un-coordinatizing. A basis for the range is:

$$\left\{ \begin{bmatrix} 1 \\ 0 \\ 0 \\ 0 \\ 1 \end{bmatrix}, \begin{bmatrix} 0 \\ 1 \\ 0 \\ 0 \\ -1 \end{bmatrix}, \begin{bmatrix} 0 \\ 0 \\ 1 \\ 0 \\ -1 \end{bmatrix}, \begin{bmatrix} 0 \\ 0 \\ 0 \\ 1 \\ 2 \end{bmatrix} \right\}$$

□ Surjective: No. (Definition SLT [475])

The dimension of the range is 4, and the codomain ( $\mathbb{C}^5$ ) has dimension 5. So  $\mathcal{R}(T) \neq \mathbb{C}^5$  and by Theorem RSLT [481] the transformation is not surjective.

To be more precise, verify that  $\begin{bmatrix} -1 \\ 2 \\ 3 \\ -1 \\ 4 \end{bmatrix} \notin \mathcal{R}(T)$ , by setting the output equal to this vector and

seeing that the resulting system of linear equations has no solution, i.e. is inconsistent. So the

preimage,  $T^{-1} \left( \begin{bmatrix} -1 \\ 2 \\ 3 \\ -1 \\ 4 \end{bmatrix} \right)$ , is empty. This alone is sufficient to see that the linear transformation is

not onto.

□ Subspace dimensions associated with the linear transformation. Examine parallels with earlier results for matrices. Verify Theorem RPNDD [500].

Domain dimension: 5

Rank: 4

Nullity: 1

□ Invertible: No.

Neither injective nor surjective. Notice that since the domain and codomain have the same dimension, either the transformation is both onto and one-to-one (making it invertible) or else it is both

not onto and not one-to-one (as in this case) by Theorem RPNDD [500].

□ Matrix representation (Theorem MLTCV [444]):

$$T: \mathbb{C}^5 \mapsto \mathbb{C}^5, \quad T(\mathbf{x}) = A\mathbf{x}, \quad A = \begin{bmatrix} -2 & 3 & 3 & -6 & 3 \\ -16 & 9 & 12 & -28 & 28 \\ -19 & 7 & 14 & -32 & 37 \\ -21 & 9 & 15 & -35 & 39 \\ -9 & 5 & 7 & -16 & 16 \end{bmatrix}$$

□ Eigenvalues and eigenvectors (Definition EELT [554], Theorem EER [566]):

$$\begin{aligned} \lambda = -1 & \quad \mathcal{E}_T(-1) = \left\langle \left\{ \begin{bmatrix} 0 \\ 2 \\ 3 \\ 3 \\ 1 \end{bmatrix} \right\} \right\rangle \\ \lambda = 0 & \quad \mathcal{E}_T(0) = \left\langle \left\{ \begin{bmatrix} 3 \\ 4 \\ 1 \\ 3 \\ 3 \end{bmatrix} \right\} \right\rangle \\ \lambda = 1 & \quad \mathcal{E}_T(1) = \left\langle \left\{ \begin{bmatrix} 5 \\ 3 \\ 0 \\ 0 \\ 2 \end{bmatrix}, \begin{bmatrix} -3 \\ 1 \\ 0 \\ 2 \\ 0 \end{bmatrix}, \begin{bmatrix} 1 \\ -1 \\ 2 \\ 0 \\ 0 \end{bmatrix} \right\} \right\rangle \end{aligned}$$

Evaluate the linear transformation with each of these eigenvectors as an interesting check.

□ A diagonal matrix representation relative to a basis of eigenvectors,  $B$ .

$$B = \left\{ \begin{bmatrix} 0 \\ 2 \\ 3 \\ 3 \\ 1 \end{bmatrix}, \begin{bmatrix} 3 \\ 4 \\ 1 \\ 3 \\ 3 \end{bmatrix}, \begin{bmatrix} 5 \\ 3 \\ 0 \\ 0 \\ 2 \end{bmatrix}, \begin{bmatrix} -3 \\ 1 \\ 0 \\ 2 \\ 0 \end{bmatrix}, \begin{bmatrix} 1 \\ -1 \\ 2 \\ 0 \\ 0 \end{bmatrix} \right\}$$

$$M_{B,B}^T = \begin{bmatrix} -1 & 0 & 0 & 0 & 0 \\ 0 & 0 & 0 & 0 & 0 \\ 0 & 0 & 1 & 0 & 0 \\ 0 & 0 & 0 & 1 & 0 \\ 0 & 0 & 0 & 0 & 1 \end{bmatrix}$$

## Archetype R

**Summary** Linear transformation with equal-sized domain and codomain. Injective, surjective, invertible, diagonalizable, the works.

□ A linear transformation: (Definition LT [437])

$$T: \mathbb{C}^5 \mapsto \mathbb{C}^5, \quad T \begin{pmatrix} x_1 \\ x_2 \\ x_3 \\ x_4 \\ x_5 \end{pmatrix} = \begin{bmatrix} -65x_1 + 128x_2 + 10x_3 - 262x_4 + 40x_5 \\ 36x_1 - 73x_2 - x_3 + 151x_4 - 16x_5 \\ -44x_1 + 88x_2 + 5x_3 - 180x_4 + 24x_5 \\ 34x_1 - 68x_2 - 3x_3 + 140x_4 - 18x_5 \\ 12x_1 - 24x_2 - x_3 + 49x_4 - 5x_5 \end{bmatrix}$$

□ A basis for the null space of the linear transformation: (Definition KLT [464])

$$\{ \}$$

□ Injective: Yes. (Definition ILT [460])

Since the kernel is trivial Theorem KILT [466] tells us that the linear transformation is injective.

□ A basis for the range of the linear transformation: (Definition RLT [479])

Evaluate the linear transformation on a standard basis to get a spanning set for the range (Theorem SSRLT [483]):

$$\left\{ \begin{bmatrix} -65 \\ 36 \\ -44 \\ 34 \\ 12 \end{bmatrix}, \begin{bmatrix} 128 \\ -73 \\ 88 \\ -68 \\ -24 \end{bmatrix}, \begin{bmatrix} 10 \\ -1 \\ 5 \\ -3 \\ -1 \end{bmatrix}, \begin{bmatrix} -262 \\ 151 \\ -180 \\ 140 \\ 49 \end{bmatrix}, \begin{bmatrix} 40 \\ -16 \\ 24 \\ -18 \\ -5 \end{bmatrix} \right\}$$

If the linear transformation is injective, then the set above is guaranteed to be linearly independent (Theorem ILTLI [468]). This spanning set may be converted to a “nice” basis, by making the vectors the rows of a matrix (perhaps after using a vector representation), row-reducing, and retaining the nonzero rows (Theorem BRS [238]), and perhaps un-coordinatizing. A basis for the range is:

$$\left\{ \begin{bmatrix} 1 \\ 0 \\ 0 \\ 0 \\ 0 \end{bmatrix}, \begin{bmatrix} 0 \\ 1 \\ 0 \\ 0 \\ 0 \end{bmatrix}, \begin{bmatrix} 0 \\ 0 \\ 1 \\ 0 \\ 0 \end{bmatrix}, \begin{bmatrix} 0 \\ 0 \\ 0 \\ 1 \\ 0 \end{bmatrix}, \begin{bmatrix} 0 \\ 0 \\ 0 \\ 0 \\ 1 \end{bmatrix} \right\}$$

□ Surjective: Yes. (Definition SLT [475])

A basis for the range is the standard basis of  $\mathbb{C}^5$ , so  $\mathcal{R}(T) = \mathbb{C}^5$  and Theorem RSLT [481] tells us  $T$  is surjective. Or, the dimension of the range is 5, and the codomain ( $\mathbb{C}^5$ ) has dimension 5. So the transformation is surjective.

□ Subspace dimensions associated with the linear transformation. Examine parallels with earlier results for matrices. Verify Theorem RPNDD [500].

Domain dimension: 5

Rank: 5

Nullity: 0

□ Invertible: Yes.

Both injective and surjective (Theorem ILTIS [494]). Notice that since the domain and codomain have the same dimension, either the transformation is both injective and surjective (making it invertible, as in this case) or else it is both not injective and not surjective.

□ Matrix representation (Theorem MLTCV [444]):

$$T: \mathbb{C}^5 \mapsto \mathbb{C}^5, \quad T(\mathbf{x}) = A\mathbf{x}, \quad A = \begin{bmatrix} -65 & 128 & 10 & -262 & 40 \\ 36 & -73 & -1 & 151 & -16 \\ -44 & 88 & 5 & -180 & 24 \\ 34 & -68 & -3 & 140 & -18 \\ 12 & -24 & -1 & 49 & -5 \end{bmatrix}$$

□ The inverse linear transformation (Definition IVLT [491]):

$$T^{-1}: \mathbb{C}^5 \rightarrow \mathbb{C}^5, \quad T^{-1} \left( \begin{bmatrix} x_1 \\ x_2 \\ x_3 \\ x_4 \\ x_5 \end{bmatrix} \right) = \begin{bmatrix} -47x_1 + 92x_2 + x_3 - 181x_4 - 14x_5 \\ 27x_1 - 55x_2 + \frac{7}{2}x_3 + \frac{221}{4}x_4 + 11x_5 \\ -32x_1 + 64x_2 - x_3 - 126x_4 - 12x_5 \\ 25x_1 - 50x_2 + \frac{3}{2}x_3 + \frac{199}{2}x_4 + 9x_5 \\ 9x_1 - 18x_2 + \frac{1}{2}x_3 + \frac{71}{2}x_4 + 4x_5 \end{bmatrix}$$

Verify that  $T(T^{-1}(\mathbf{x})) = \mathbf{x}$  and  $T^{-1}(T(\mathbf{x})) = \mathbf{x}$ , and notice that the representations of the transformation and its inverse are matrix inverses (Theorem IMR [539], Definition MI [207]).

□ Eigenvalues and eigenvectors (Definition EELT [554], Theorem EER [566]):

$$\lambda = -1 \quad \mathcal{E}_T(-1) = \left\langle \left\{ \begin{bmatrix} -57 \\ 0 \\ -18 \\ 14 \\ 5 \end{bmatrix}, \begin{bmatrix} 2 \\ 1 \\ 0 \\ 0 \\ 0 \end{bmatrix} \right\} \right\rangle$$

$$\lambda = 1 \quad \mathcal{E}_T(1) = \left\langle \left\{ \begin{bmatrix} -10 \\ -5 \\ -6 \\ 0 \\ 1 \end{bmatrix}, \begin{bmatrix} 2 \\ 3 \\ 1 \\ 1 \\ 0 \end{bmatrix} \right\} \right\rangle$$

$$\lambda = 2 \qquad \mathcal{E}_T(2) = \left\langle \left\{ \begin{bmatrix} -6 \\ 3 \\ -4 \\ 3 \\ 1 \end{bmatrix} \right\} \right\rangle$$

Evaluate the linear transformation with each of these eigenvectors as an interesting check.

□ A diagonal matrix representation relative to a basis of eigenvectors,  $B$ .

$$B = \left\{ \begin{bmatrix} -57 \\ 0 \\ -18 \\ 14 \\ 5 \end{bmatrix}, \begin{bmatrix} 2 \\ 1 \\ 0 \\ 0 \\ 0 \end{bmatrix}, \begin{bmatrix} -10 \\ -5 \\ -6 \\ 0 \\ 1 \end{bmatrix}, \begin{bmatrix} 2 \\ 3 \\ 1 \\ 1 \\ 0 \end{bmatrix}, \begin{bmatrix} -6 \\ 3 \\ -4 \\ 3 \\ 1 \end{bmatrix} \right\}$$

$$M_{B,B}^T = \begin{bmatrix} -1 & 0 & 0 & 0 & 0 \\ 0 & -1 & 0 & 0 & 0 \\ 0 & 0 & 1 & 0 & 0 \\ 0 & 0 & 0 & 1 & 0 \\ 0 & 0 & 0 & 0 & 2 \end{bmatrix}$$



## Archetype S

**Summary** Domain is column vectors, codomain is matrices. Domain is dimension 3 and codomain is dimension 4. Not injective, not surjective.

□ A linear transformation: (Definition LT [437])

$$T: \mathbb{C}^3 \mapsto M_{22}, \quad T \left( \begin{bmatrix} a \\ b \\ c \end{bmatrix} \right) = \begin{bmatrix} a - b & 2a + 2b + c \\ 3a + b + c & -2a - 6b - 2c \end{bmatrix}$$

□ A basis for the null space of the linear transformation: (Definition KLT [464])

$$\left\{ \begin{bmatrix} -1 \\ -1 \\ 4 \end{bmatrix} \right\}$$

□ Injective: No. (Definition ILT [460])

Since the kernel is nontrivial Theorem KILT [466] tells us that the linear transformation is not injective. Also, since the rank can not exceed 3, we are guaranteed to have a nullity of at least 1, just from checking dimensions of the domain and the codomain. In particular, verify that

$$T \left( \begin{bmatrix} 2 \\ 1 \\ 3 \end{bmatrix} \right) = \begin{bmatrix} 1 & 9 \\ 10 & -16 \end{bmatrix} \quad T \left( \begin{bmatrix} 0 \\ -1 \\ 11 \end{bmatrix} \right) = \begin{bmatrix} 1 & 9 \\ 10 & -16 \end{bmatrix}$$

This demonstration that  $T$  is not injective is constructed with the observation that

$$\begin{bmatrix} 0 \\ -1 \\ 11 \end{bmatrix} = \begin{bmatrix} 2 \\ 1 \\ 3 \end{bmatrix} + \begin{bmatrix} -2 \\ -2 \\ 8 \end{bmatrix}$$

and

$$\mathbf{z} = \begin{bmatrix} -2 \\ -2 \\ 8 \end{bmatrix} \in \mathcal{K}(T)$$

so the vector  $\mathbf{z}$  effectively “does nothing” in the evaluation of  $T$ .

□ A basis for the range of the linear transformation: (Definition RLT [479])

Evaluate the linear transformation on a standard basis to get a spanning set for the range (Theorem SSRLT [483]):

$$\left\{ \begin{bmatrix} 1 & 2 \\ 3 & -2 \end{bmatrix}, \begin{bmatrix} -1 & 2 \\ 1 & -6 \end{bmatrix}, \begin{bmatrix} 0 & 1 \\ 1 & -2 \end{bmatrix} \right\}$$

If the linear transformation is injective, then the set above is guaranteed to be linearly independent (Theorem ILTLI [468]). This spanning set may be converted to a “nice” basis, by making the vectors the rows of a matrix (perhaps after using a vector representation), row-reducing, and retaining the nonzero rows (Theorem BRS [238]), and perhaps un-coordinatizing. A basis for the range is:

$$\left\{ \begin{bmatrix} 1 & 0 \\ 1 & 2 \end{bmatrix}, \begin{bmatrix} 0 & 1 \\ 1 & -2 \end{bmatrix} \right\}$$

□ Surjective: No. (Definition SLT [475])

The dimension of the range is 2, and the codomain ( $M_{22}$ ) has dimension 4. So the transformation is not surjective. Notice too that since the domain  $\mathbb{C}^3$  has dimension 3, it is impossible for the range to have a dimension greater than 3, and no matter what the actual definition of the function, it cannot possibly be surjective in this situation.

To be more precise, verify that  $\begin{bmatrix} 2 & -1 \\ 1 & 3 \end{bmatrix} \notin \mathcal{R}(T)$ , by setting the output of  $T$  equal to this matrix and seeing that the resulting system of linear equations has no solution, i.e. is inconsistent. So the preimage,  $T^{-1}\left(\begin{bmatrix} 2 & -1 \\ 1 & 3 \end{bmatrix}\right)$ , is empty. This alone is sufficient to see that the linear transformation is not onto.

□ Subspace dimensions associated with the linear transformation. Examine parallels with earlier results for matrices. Verify Theorem RPNDD [500].

Domain dimension: 3

Rank: 2

Nullity: 1

□ Invertible: No.

Not injective (Theorem ILTIS [494]), and the relative dimensions of the domain and codomain prohibit any possibility of being surjective.

□ Matrix representation (Definition MR [524]):

$$B = \left\{ \begin{bmatrix} 1 \\ 0 \\ 0 \end{bmatrix}, \begin{bmatrix} 0 \\ 1 \\ 0 \end{bmatrix}, \begin{bmatrix} 0 \\ 0 \\ 1 \end{bmatrix} \right\}$$

$$C = \left\{ \begin{bmatrix} 1 & 0 \\ 0 & 0 \end{bmatrix}, \begin{bmatrix} 0 & 1 \\ 0 & 0 \end{bmatrix}, \begin{bmatrix} 0 & 0 \\ 1 & 0 \end{bmatrix}, \begin{bmatrix} 0 & 0 \\ 0 & 1 \end{bmatrix} \right\}$$

$$M_{B,C}^T = \begin{bmatrix} 1 & -1 & 0 \\ 2 & 2 & 1 \\ 3 & 1 & 1 \\ -2 & -6 & -2 \end{bmatrix}$$

## Archetype T

**Summary** Domain and codomain are polynomials. Domain has dimension 5, while codomain has dimension 6. Is injective, can't be surjective.

□ A linear transformation: (Definition LT [437])

$$T: P_4 \mapsto P_5, \quad T(p(x)) = (x - 2)p(x)$$

□ A basis for the null space of the linear transformation: (Definition KLT [464])

$$\{ \}$$

□ Injective: Yes. (Definition ILT [460])

Since the kernel is trivial Theorem KILT [466] tells us that the linear transformation is injective.

□ A basis for the range of the linear transformation: (Definition RLT [479])

Evaluate the linear transformation on a standard basis to get a spanning set for the range (Theorem SSRLT [483]):

$$\{x - 2, x^2 - 2x, x^3 - 2x^2, x^4 - 2x^3, x^5 - 2x^4, x^6 - 2x^5\}$$

If the linear transformation is injective, then the set above is guaranteed to be linearly independent (Theorem ILTLI [468]). This spanning set may be converted to a “nice” basis, by making the vectors the rows of a matrix (perhaps after using a vector representation), row-reducing, and retaining the nonzero rows (Theorem BRS [238]), and perhaps un-coordinatizing. A basis for the range is:

$$\left\{ -\frac{1}{32}x^5 + 1, -\frac{1}{16}x^5 + x, -\frac{1}{8}x^5 + x^2, -\frac{1}{4}x^5 + x^3, -\frac{1}{2}x^5 + x^4 \right\}$$

□ Surjective: No. (Definition SLT [475])

The dimension of the range is 5, and the codomain ( $P_5$ ) has dimension 6. So the transformation is not surjective. Notice too that since the domain  $P_4$  has dimension 5, it is impossible for the range to have a dimension greater than 5, and no matter what the actual definition of the function, it cannot possibly be surjective in this situation.

To be more precise, verify that  $1 + x + x^2 + x^3 + x^4 \notin \mathcal{R}(T)$ , by setting the output equal to this vector and seeing that the resulting system of linear equations has no solution, i.e. is inconsistent. So the preimage,  $T^{-1}(1 + x + x^2 + x^3 + x^4)$ , is nonempty. This alone is sufficient to see that the linear transformation is not onto.

□ Subspace dimensions associated with the linear transformation. Examine parallels with earlier

results for matrices. Verify Theorem RPNDD [500].

Domain dimension: 5

Rank: 5

Nullity: 0

□ Invertible: No.

The relative dimensions of the domain and codomain prohibit any possibility of being surjective, so apply Theorem ILTIS [494].

□ Matrix representation (Definition MR [524]):

$$\begin{aligned} B &= \{1, x, x^2, x^3, x^4\} \\ C &= \{1, x, x^2, x^3, x^4, x^5\} \\ M_{B,C}^T &= \begin{bmatrix} -2 & 0 & 0 & 0 & 0 \\ 1 & -2 & 0 & 0 & 0 \\ 0 & 1 & -2 & 0 & 0 \\ 0 & 0 & 1 & -2 & 0 \\ 0 & 0 & 0 & 1 & -2 \\ 0 & 0 & 0 & 0 & 1 \end{bmatrix} \end{aligned}$$

## Archetype U

**Summary** Domain is matrices, codomain is column vectors. Domain has dimension 6, while codomain has dimension 4. Can't be injective, is surjective.

□ A linear transformation: (Definition LT [437])

$$T: M_{23} \mapsto \mathbb{C}^4, \quad T\left(\begin{bmatrix} a & b & c \\ d & e & f \end{bmatrix}\right) = \begin{bmatrix} a + 2b + 12c - 3d + e + 6f \\ 2a - b - c + d - 11f \\ a + b + 7c + 2d + e - 3f \\ a + 2b + 12c + 5e - 5f \end{bmatrix}$$

□ A basis for the null space of the linear transformation: (Definition KLT [464])

$$\left\{ \begin{bmatrix} 3 & -4 & 0 \\ 1 & 2 & 1 \end{bmatrix}, \begin{bmatrix} -2 & -5 & 1 \\ 0 & 0 & 0 \end{bmatrix} \right\}$$

□ Injective: No. (Definition ILT [460])

Since the kernel is nontrivial Theorem KILT [466] tells us that the linear transformation is not injective. Also, since the rank can not exceed 4, we are guaranteed to have a nullity of at least 2, just from checking dimensions of the domain and the codomain. In particular, verify that

$$T\left(\begin{bmatrix} 1 & 10 & -2 \\ 3 & -1 & 1 \end{bmatrix}\right) = \begin{bmatrix} -7 \\ -14 \\ -1 \\ -13 \end{bmatrix} \quad T\left(\begin{bmatrix} 5 & -3 & -1 \\ 5 & 3 & 3 \end{bmatrix}\right) = \begin{bmatrix} -7 \\ -14 \\ -1 \\ -13 \end{bmatrix}$$

This demonstration that  $T$  is not injective is constructed with the observation that

$$\begin{bmatrix} 5 & -3 & -1 \\ 5 & 3 & 3 \end{bmatrix} = \begin{bmatrix} 1 & 10 & -2 \\ 3 & -1 & 1 \end{bmatrix} + \begin{bmatrix} 4 & -13 & 1 \\ 2 & 4 & 2 \end{bmatrix}$$

and

$$\mathbf{z} = \begin{bmatrix} 4 & -13 & 1 \\ 2 & 4 & 2 \end{bmatrix} \in \mathcal{K}(T)$$

so the vector  $\mathbf{z}$  effectively “does nothing” in the evaluation of  $T$ .

□ A basis for the range of the linear transformation: (Definition RLT [479])

Evaluate the linear transformation on a standard basis to get a spanning set for the range (Theorem SSRLT [483]):

$$\begin{bmatrix} 1 \\ 2 \\ 1 \\ 1 \end{bmatrix}, \begin{bmatrix} 2 \\ -1 \\ 1 \\ 2 \end{bmatrix}, \begin{bmatrix} 12 \\ -1 \\ 7 \\ 12 \end{bmatrix}, \begin{bmatrix} -3 \\ 1 \\ 2 \\ 0 \end{bmatrix}, \begin{bmatrix} 1 \\ 0 \\ 1 \\ 5 \end{bmatrix}, \begin{bmatrix} 6 \\ -11 \\ -3 \\ -5 \end{bmatrix}$$

If the linear transformation is injective, then the set above is guaranteed to be linearly independent (Theorem ILTLI [468]). This spanning set may be converted to a “nice” basis, by making the vectors the rows of a matrix (perhaps after using a vector representation), row-reducing, and retaining the nonzero rows (Theorem BRS [238]), and perhaps un-coordinatizing. A basis for the range is:

$$\left\{ \begin{bmatrix} 1 \\ 0 \\ 0 \\ 0 \end{bmatrix}, \begin{bmatrix} 0 \\ 1 \\ 0 \\ 0 \end{bmatrix}, \begin{bmatrix} 0 \\ 0 \\ 1 \\ 0 \end{bmatrix}, \begin{bmatrix} 0 \\ 0 \\ 0 \\ 1 \end{bmatrix} \right\}$$

□ Surjective: Yes. (Definition SLT [475])

A basis for the range is the standard basis of  $\mathbb{C}^4$ , so  $\mathcal{R}(T) = \mathbb{C}^4$  and Theorem RSLT [481] tells us  $T$  is surjective. Or, the dimension of the range is 4, and the codomain ( $\mathbb{C}^4$ ) has dimension 4. So the transformation is surjective.

□ Subspace dimensions associated with the linear transformation. Examine parallels with earlier results for matrices. Verify Theorem RPNDD [500].

Domain dimension: 6

Rank: 4

Nullity: 2

□ Invertible: No.

The relative sizes of the domain and codomain mean the linear transformation cannot be injective. (Theorem ILTIS [494])

□ Matrix representation (Definition MR [524]):

$$B = \left\{ \begin{bmatrix} 1 & 0 & 0 \\ 0 & 0 & 0 \end{bmatrix}, \begin{bmatrix} 0 & 1 & 0 \\ 0 & 0 & 0 \end{bmatrix}, \begin{bmatrix} 0 & 0 & 1 \\ 0 & 0 & 0 \end{bmatrix}, \begin{bmatrix} 0 & 0 & 0 \\ 1 & 0 & 0 \end{bmatrix}, \begin{bmatrix} 0 & 0 & 0 \\ 0 & 1 & 0 \end{bmatrix}, \begin{bmatrix} 0 & 0 & 0 \\ 0 & 0 & 1 \end{bmatrix} \right\}$$

$$C = \left\{ \begin{bmatrix} 1 \\ 0 \\ 0 \\ 0 \end{bmatrix}, \begin{bmatrix} 0 \\ 1 \\ 0 \\ 0 \end{bmatrix}, \begin{bmatrix} 0 \\ 0 \\ 1 \\ 0 \end{bmatrix}, \begin{bmatrix} 0 \\ 0 \\ 0 \\ 1 \end{bmatrix} \right\}$$

$$M_{B,C}^T = \begin{bmatrix} 1 & 2 & 12 & -3 & 1 & 6 \\ 2 & -1 & -1 & 1 & 0 & -11 \\ 1 & 1 & 7 & 2 & 1 & -3 \\ 1 & 2 & 12 & 0 & 5 & -5 \end{bmatrix}$$

## Archetype V

**Summary** Domain is polynomials, codomain is matrices. Domain and codomain both have dimension 4. Injective, surjective, invertible. Square matrix representation, but domain and codomain are unequal, so no eigenvalue information.

□ A linear transformation: (Definition LT [437])

$$T: P_3 \mapsto M_{22}, \quad T(a + bx + cx^2 + dx^3) = \begin{bmatrix} a + b & a - 2c \\ d & b - d \end{bmatrix}$$

□ A basis for the null space of the linear transformation: (Definition KLT [464])

$$\{ \}$$

□ Injective: Yes. (Definition ILT [460])

Since the kernel is trivial Theorem KILT [466] tells us that the linear transformation is injective.

□ A basis for the range of the linear transformation: (Definition RLT [479])

Evaluate the linear transformation on a standard basis to get a spanning set for the range (Theorem SSRLT [483]):

$$\left\{ \begin{bmatrix} 1 & 1 \\ 0 & 0 \end{bmatrix}, \begin{bmatrix} 1 & 0 \\ 0 & 1 \end{bmatrix}, \begin{bmatrix} 0 & -2 \\ 0 & 0 \end{bmatrix}, \begin{bmatrix} 0 & 0 \\ 1 & -1 \end{bmatrix} \right\}$$

If the linear transformation is injective, then the set above is guaranteed to be linearly independent (Theorem ILTLI [468]). This spanning set may be converted to a “nice” basis, by making the vectors the rows of a matrix (perhaps after using a vector representation), row-reducing, and retaining the nonzero rows (Theorem BRS [238]), and perhaps un-coordinatizing. A basis for the range is:

$$\left\{ \begin{bmatrix} 1 & 0 \\ 0 & 0 \end{bmatrix}, \begin{bmatrix} 0 & 1 \\ 0 & 0 \end{bmatrix}, \begin{bmatrix} 0 & 0 \\ 1 & 0 \end{bmatrix}, \begin{bmatrix} 0 & 0 \\ 0 & 1 \end{bmatrix} \right\}$$

□ Surjective: Yes. (Definition SLT [475])

A basis for the range is the standard basis of  $M_{22}$ , so  $\mathcal{R}(T) = M_{22}$  and Theorem RSLT [481] tells us  $T$  is surjective. Or, the dimension of the range is 4, and the codomain ( $M_{22}$ ) has dimension 4. So the transformation is surjective.

□ Subspace dimensions associated with the linear transformation. Examine parallels with earlier results for matrices. Verify Theorem RPNDD [500].

Domain dimension: 4

Rank: 4

Nullity: 0

□ Invertible: Yes.

Both injective and surjective (Theorem ILTIS [494]). Notice that since the domain and codomain have the same dimension, either the transformation is both injective and surjective (making it invertible, as in this case) or else it is both not injective and not surjective.

□ Matrix representation (Definition MR [524]):

$$\begin{aligned}
 B &= \{1, x, x^2, x^3\} \\
 C &= \left\{ \begin{bmatrix} 1 & 0 \\ 0 & 0 \end{bmatrix}, \begin{bmatrix} 0 & 1 \\ 0 & 0 \end{bmatrix}, \begin{bmatrix} 0 & 0 \\ 1 & 0 \end{bmatrix}, \begin{bmatrix} 0 & 0 \\ 0 & 1 \end{bmatrix} \right\} \\
 M_{B,C}^T &= \begin{bmatrix} 1 & 1 & 0 & 0 \\ 1 & 0 & -2 & 0 \\ 0 & 0 & 0 & 1 \\ 0 & 1 & 0 & -1 \end{bmatrix}
 \end{aligned}$$

□ Since invertible, the inverse linear transformation. (Definition IVLT [491])

$$T^{-1}: M_{22} \mapsto P_3, \quad T^{-1} \left( \begin{bmatrix} a & b \\ c & d \end{bmatrix} \right) = (a - c - d) + (c + d)x + \frac{1}{2}(a - b - c - d)x^2 + cx^3$$



## Archetype W

**Summary** Domain is polynomials, codomain is polynomials. Domain and codomain both have dimension 3. Injective, surjective, invertible, 3 distinct eigenvalues, diagonalizable.

□ A linear transformation: (Definition LT [437])

$$T: P_2 \mapsto P_2, \quad T(a + bx + cx^2) = (19a + 6b - 4c) + (-24a - 7b + 4c)x + (36a + 12b - 9c)x^2$$

□ A basis for the null space of the linear transformation: (Definition KLT [464])

$$\{ \}$$

□ Injective: Yes. (Definition ILT [460])

Since the kernel is trivial Theorem KILT [466] tells us that the linear transformation is injective.

□ A basis for the range of the linear transformation: (Definition RLT [479])

Evaluate the linear transformation on a standard basis to get a spanning set for the range (Theorem SSRLT [483]):

$$\{19 - 24x + 36x^2, 6 - 7x + 12x^2, -4 + 4x - 9x^2\}$$

If the linear transformation is injective, then the set above is guaranteed to be linearly independent (Theorem ILTLI [468]). This spanning set may be converted to a “nice” basis, by making the vectors the rows of a matrix (perhaps after using a vector representation), row-reducing, and retaining the nonzero rows (Theorem BRS [238]), and perhaps un-coordinatizing. A basis for the range is:

$$\{1, x, x^2\}$$

□ Surjective: Yes. (Definition SLT [475])

A basis for the range is the standard basis of  $\mathbb{C}^3$ , so  $\mathcal{R}(T) = \mathbb{C}^3$  and Theorem RSLT [481] tells us  $T$  is surjective. Or, the dimension of the range is 3, and the codomain ( $\mathbb{C}^3$ ) has dimension 3. So the transformation is surjective.

□ Subspace dimensions associated with the linear transformation. Examine parallels with earlier results for matrices. Verify Theorem RPNDD [500].

Domain dimension: 3

Rank: 3

Nullity: 0

□ Invertible: Yes.

Both injective and surjective (Theorem ILTIS [494]). Notice that since the domain and codomain have the same dimension, either the transformation is both injective and surjective (making it invertible, as in this case) or else it is both not injective and not surjective.

□ Matrix representation (Definition MR [524]):

$$\begin{aligned} B &= \{1, x, x^2\} \\ C &= \{1, x, x^2\} \\ M_{B,C}^T &= \begin{bmatrix} 19 & 6 & -4 \\ -24 & -7 & 4 \\ 36 & 12 & -9 \end{bmatrix} \end{aligned}$$

□ Since invertible, the inverse linear transformation. (Definition IVLT [491])

$$T^{-1}: P_2 \mapsto P_2, \quad T^{-1}(a + bx + cx^2) = (-5a - 2b + \frac{4}{3}c) + (24a + 9b - \frac{20}{3}c)x + (12a + 4b - \frac{11}{3}c)x^2$$

□ Eigenvalues and eigenvectors (Definition EELT [554], Theorem EER [566]):

$$\begin{aligned} \lambda = -1 & & \mathcal{E}_T(-1) &= \langle \{2x + 3x^2\} \rangle \\ \lambda = 1 & & \mathcal{E}_T(1) &= \langle \{-1 + 3x\} \rangle \\ \lambda = 3 & & \mathcal{E}_T(3) &= \langle \{1 - 2x + x^2\} \rangle \end{aligned}$$

Evaluate the linear transformation with each of these eigenvectors as an interesting check.

□ A diagonal matrix representation relative to a basis of eigenvectors,  $B$ .

$$\begin{aligned} B &= \{2x + 3x^2, -1 + 3x, 1 - 2x + x^2\} \\ M_{B,B}^T &= \begin{bmatrix} -1 & 0 & 0 \\ 0 & 1 & 0 \\ 0 & 0 & 3 \end{bmatrix} \end{aligned}$$

## Archetype X

**Summary** Domain and codomain are square matrices. Domain and codomain both have dimension 4. Not injective, not surjective, not invertible, 3 distinct eigenvalues, diagonalizable.

□ A linear transformation: (Definition LT [437])

$$T: M_{22} \mapsto M_{22}, \quad T\left(\begin{bmatrix} a & b \\ c & d \end{bmatrix}\right) = \begin{bmatrix} -2a + 15b + 3c + 27d & 10b + 6c + 18d \\ a - 5b - 9d & -a - 4b - 5c - 8d \end{bmatrix}$$

□ A basis for the null space of the linear transformation: (Definition KLT [464])

$$\left\{ \begin{bmatrix} -6 & -3 \\ 2 & 1 \end{bmatrix} \right\}$$

□ Injective: No. (Definition ILT [460])

Since the kernel is nontrivial Theorem KILT [466] tells us that the linear transformation is not injective. In particular, verify that

$$T\left(\begin{bmatrix} -2 & 0 \\ 1 & -4 \end{bmatrix}\right) = \begin{bmatrix} 115 & 78 \\ -38 & -35 \end{bmatrix} \quad T\left(\begin{bmatrix} 4 & 3 \\ -1 & 3 \end{bmatrix}\right) = \begin{bmatrix} 115 & 78 \\ -38 & -35 \end{bmatrix}$$

This demonstration that  $T$  is not injective is constructed with the observation that

$$\begin{bmatrix} 4 & 3 \\ -1 & 3 \end{bmatrix} = \begin{bmatrix} -2 & 0 \\ 1 & -4 \end{bmatrix} + \begin{bmatrix} 6 & 3 \\ -2 & -1 \end{bmatrix}$$

and

$$\mathbf{z} = \begin{bmatrix} 6 & 3 \\ -2 & -1 \end{bmatrix} \in \mathcal{K}(T)$$

so the vector  $\mathbf{z}$  effectively “does nothing” in the evaluation of  $T$ .

□ A basis for the range of the linear transformation: (Definition RLT [479])

Evaluate the linear transformation on a standard basis to get a spanning set for the range (Theorem SSRLT [483]):

$$\left\{ \begin{bmatrix} -2 & 0 \\ 1 & -1 \end{bmatrix}, \begin{bmatrix} 15 & 10 \\ -5 & -4 \end{bmatrix}, \begin{bmatrix} 3 & 6 \\ 0 & -5 \end{bmatrix}, \begin{bmatrix} 27 & 18 \\ -9 & -8 \end{bmatrix} \right\}$$

If the linear transformation is injective, then the set above is guaranteed to be linearly independent (Theorem ILTLI [468]). This spanning set may be converted to a “nice” basis, by making the vectors the rows of a matrix (perhaps after using a vector representation), row-reducing, and

retaining the nonzero rows (Theorem BRS [238]), and perhaps un-coordinatizing. A basis for the range is:

$$\left\{ \begin{bmatrix} 1 & 0 \\ -\frac{1}{2} & 0 \end{bmatrix}, \begin{bmatrix} 0 & 1 \\ \frac{1}{4} & 0 \end{bmatrix}, \begin{bmatrix} 0 & 0 \\ 0 & 1 \end{bmatrix} \right\}$$

□ Surjective: No. (Definition SLT [475])

The dimension of the range is 3, and the codomain ( $M_{22}$ ) has dimension 5. So  $\mathcal{R}(T) \neq M_{22}$  and by Theorem RSLT [481] the transformation is not surjective.

To be more precise, verify that  $\begin{bmatrix} 2 & 4 \\ 3 & 1 \end{bmatrix} \notin \mathcal{R}(T)$ , by setting the output of  $T$  equal to this matrix and seeing that the resulting system of linear equations has no solution, i.e. is inconsistent. So the preimage,  $T^{-1}\left(\begin{bmatrix} 2 & 4 \\ 3 & 1 \end{bmatrix}\right)$ , is empty. This alone is sufficient to see that the linear transformation is not onto.

□ Subspace dimensions associated with the linear transformation. Examine parallels with earlier results for matrices. Verify Theorem RPNDD [500].

Domain dimension: 4

Rank: 3

Nullity: 1

□ Invertible: No.

Neither injective nor surjective (Theorem ILTIS [494]). Notice that since the domain and codomain have the same dimension, either the transformation is both injective and surjective or else it is both not injective and not surjective (making it not invertible, as in this case).

□ Matrix representation (Definition MR [524]):

$$B = \left\{ \begin{bmatrix} 1 & 0 \\ 0 & 0 \end{bmatrix}, \begin{bmatrix} 0 & 1 \\ 0 & 0 \end{bmatrix}, \begin{bmatrix} 0 & 0 \\ 1 & 0 \end{bmatrix}, \begin{bmatrix} 0 & 0 \\ 0 & 1 \end{bmatrix} \right\}$$

$$C = \left\{ \begin{bmatrix} 1 & 0 \\ 0 & 0 \end{bmatrix}, \begin{bmatrix} 0 & 1 \\ 0 & 0 \end{bmatrix}, \begin{bmatrix} 0 & 0 \\ 1 & 0 \end{bmatrix}, \begin{bmatrix} 0 & 0 \\ 0 & 1 \end{bmatrix} \right\}$$

$$M_{B,C}^T = \begin{bmatrix} -2 & 15 & 3 & 27 \\ 0 & 10 & 6 & 18 \\ 1 & -5 & 0 & -9 \\ -1 & -4 & -5 & -8 \end{bmatrix}$$

□ Eigenvalues and eigenvectors (Definition EELT [554], Theorem EER [566]):

$$\lambda = 0 \quad \mathcal{E}_T(0) = \left\langle \left\{ \begin{bmatrix} -6 & -3 \\ 2 & 1 \end{bmatrix} \right\} \right\rangle$$

$$\lambda = 1 \quad \mathcal{E}_T(1) = \left\langle \left\{ \begin{bmatrix} -7 & -2 \\ 3 & 0 \end{bmatrix}, \begin{bmatrix} -1 & -2 \\ 0 & 1 \end{bmatrix} \right\} \right\rangle$$

$$\lambda = 3 \quad \mathcal{E}_T(3) = \left\langle \left\{ \begin{bmatrix} -3 & -2 \\ 1 & 1 \end{bmatrix} \right\} \right\rangle$$

Evaluate the linear transformation with each of these eigenvectors as an interesting check.

□ A diagonal matrix representation relative to a basis of eigenvectors,  $B$ .

$$B = \left\{ \begin{bmatrix} -6 & -3 \\ 2 & 1 \end{bmatrix}, \begin{bmatrix} -7 & -2 \\ 3 & 0 \end{bmatrix}, \begin{bmatrix} -1 & -2 \\ 0 & 1 \end{bmatrix}, \begin{bmatrix} -3 & -2 \\ 1 & 1 \end{bmatrix} \right\}$$
$$M_{B,B}^T = \begin{bmatrix} 0 & 0 & 0 & 0 \\ 0 & 1 & 0 & 0 \\ 0 & 0 & 3 & 0 \\ 0 & 0 & 0 & 3 \end{bmatrix}$$

# Appendix GFDL

## GNU Free Documentation License

---

Version 1.2, November 2002  
Copyright ©2000,2001,2002 Free Software Foundation, Inc.

59 Temple Place, Suite 330, Boston, MA 02111-1307 USA

Everyone is permitted to copy and distribute verbatim copies of this license document, but changing it is not allowed.

### Preamble

The purpose of this License is to make a manual, textbook, or other functional and useful document “free” in the sense of freedom: to assure everyone the effective freedom to copy and redistribute it, with or without modifying it, either commercially or noncommercially. Secondly, this License preserves for the author and publisher a way to get credit for their work, while not being considered responsible for modifications made by others.

This License is a kind of “copyleft”, which means that derivative works of the document must themselves be free in the same sense. It complements the GNU General Public License, which is a copyleft license designed for free software.

We have designed this License in order to use it for manuals for free software, because free software needs free documentation: a free program should come with manuals providing the same freedoms that the software does. But this License is not limited to software manuals; it can be used for any textual work, regardless of subject matter or whether it is published as a printed book. We recommend this License principally for works whose purpose is instruction or reference.

## 1. APPLICABILITY AND DEFINITIONS

This License applies to any manual or other work, in any medium, that contains a notice placed by the copyright holder saying it can be distributed under the terms of this License. Such a notice grants a world-wide, royalty-free license, unlimited in duration, to use that work under the conditions stated herein. The “**Document**”, below, refers to any such manual or work. Any member of the public is a licensee, and is addressed as “**you**”. You accept the license if you copy, modify or distribute the work in a way requiring permission under copyright law.

A “**Modified Version**” of the Document means any work containing the Document or a portion of it, either copied verbatim, or with modifications and/or translated into another language.

A “**Secondary Section**” is a named appendix or a front-matter section of the Document that deals exclusively with the relationship of the publishers or authors of the Document to the Document’s overall subject (or to related matters) and contains nothing that could fall directly within that overall subject. (Thus, if the Document is in part a textbook of mathematics, a Secondary Section may not explain any mathematics.) The relationship could be a matter of historical connection with the subject or with related matters, or of legal, commercial, philosophical, ethical or political position regarding them.

The “**Invariant Sections**” are certain Secondary Sections whose titles are designated, as being those of Invariant Sections, in the notice that says that the Document is released under this License. If a section does not fit the above definition of Secondary then it is not allowed to be designated as Invariant. The Document may contain zero Invariant Sections. If the Document does not identify any Invariant Sections then there are none.

The “**Cover Texts**” are certain short passages of text that are listed, as Front-Cover Texts or Back-Cover Texts, in the notice that says that the Document is released under this License. A Front-Cover Text may be at most 5 words, and a Back-Cover Text may be at most 25 words.

A “**Transparent**” copy of the Document means a machine-readable copy, represented in a format whose specification is available to the general public, that is suitable for revising the document straightforwardly with generic text editors or (for images composed of pixels) generic paint programs or (for drawings) some widely available drawing editor, and that is suitable for input to text formatters or for automatic translation to a variety of formats suitable for input to text formatters. A copy made in an otherwise Transparent file format whose markup, or absence of markup, has been arranged to thwart or discourage subsequent modification by readers is not Transparent. An image format is not Transparent if used for any substantial amount of text. A copy that is not “Transparent” is called “**Opaque**”.

Examples of suitable formats for Transparent copies include plain ASCII without markup, Texinfo input format, LaTeX input format, SGML or XML using a publicly available DTD, and standard-conforming simple HTML, PostScript or PDF designed for human modification. Examples of transparent image formats include PNG, XCF and JPG. Opaque formats include proprietary formats that can be read and edited only by proprietary word processors, SGML or XML for which the DTD and/or processing tools are not generally available, and the machine-generated HTML, PostScript or PDF produced by some word processors for output purposes only.

The “**Title Page**” means, for a printed book, the title page itself, plus such following pages as are needed to hold, legibly, the material this License requires to appear in the title page. For works in formats which do not have any title page as such, “Title Page” means the text near the most prominent appearance of the work’s title, preceding the beginning of the body of the text.

A section “**Entitled XYZ**” means a named subunit of the Document whose title either is precisely XYZ or contains XYZ in parentheses following text that translates XYZ in another language. (Here XYZ stands for a specific section name mentioned below, such as “**Acknowledgements**”, “**Dedications**”, “**Endorsements**”, or “**History**”.) To “**Preserve the Title**” of such a section when you modify the Document means that it remains a section “Entitled XYZ” according to this definition.

The Document may include Warranty Disclaimers next to the notice which states that this License applies to the Document. These Warranty Disclaimers are considered to be included by reference in this License, but only as regards disclaiming warranties: any other implication that these Warranty Disclaimers may have is void and has no effect on the meaning of this License.

## 2. VERBATIM COPYING

You may copy and distribute the Document in any medium, either commercially or noncommercially, provided that this License, the copyright notices, and the license notice saying this License applies to the Document are reproduced in all copies, and that you add no other conditions whatsoever to those of this License. You may not use technical measures to obstruct or control the reading or further copying of the copies you make or distribute. However, you may accept compensation in exchange for copies. If you distribute a large enough number of copies you must also follow the conditions in section 3.

You may also lend copies, under the same conditions stated above, and you may publicly display copies.

## 3. COPYING IN QUANTITY

If you publish printed copies (or copies in media that commonly have printed covers) of the Document, numbering more than 100, and the Document’s license notice requires Cover Texts, you

must enclose the copies in covers that carry, clearly and legibly, all these Cover Texts: Front-Cover Texts on the front cover, and Back-Cover Texts on the back cover. Both covers must also clearly and legibly identify you as the publisher of these copies. The front cover must present the full title with all words of the title equally prominent and visible. You may add other material on the covers in addition. Copying with changes limited to the covers, as long as they preserve the title of the Document and satisfy these conditions, can be treated as verbatim copying in other respects.

If the required texts for either cover are too voluminous to fit legibly, you should put the first ones listed (as many as fit reasonably) on the actual cover, and continue the rest onto adjacent pages.

If you publish or distribute Opaque copies of the Document numbering more than 100, you must either include a machine-readable Transparent copy along with each Opaque copy, or state in or with each Opaque copy a computer-network location from which the general network-using public has access to download using public-standard network protocols a complete Transparent copy of the Document, free of added material. If you use the latter option, you must take reasonably prudent steps, when you begin distribution of Opaque copies in quantity, to ensure that this Transparent copy will remain thus accessible at the stated location until at least one year after the last time you distribute an Opaque copy (directly or through your agents or retailers) of that edition to the public.

It is requested, but not required, that you contact the authors of the Document well before redistributing any large number of copies, to give them a chance to provide you with an updated version of the Document.

## 4. MODIFICATIONS

You may copy and distribute a Modified Version of the Document under the conditions of sections 2 and 3 above, provided that you release the Modified Version under precisely this License, with the Modified Version filling the role of the Document, thus licensing distribution and modification of the Modified Version to whoever possesses a copy of it. In addition, you must do these things in the Modified Version:

- A. Use in the Title Page (and on the covers, if any) a title distinct from that of the Document, and from those of previous versions (which should, if there were any, be listed in the History section of the Document). You may use the same title as a previous version if the original publisher of that version gives permission.
- B. List on the Title Page, as authors, one or more persons or entities responsible for authorship of the modifications in the Modified Version, together with at least five of the principal authors of the Document (all of its principal authors, if it has fewer than five), unless they release you from this requirement.
- C. State on the Title page the name of the publisher of the Modified Version, as the publisher.
- D. Preserve all the copyright notices of the Document.
- E. Add an appropriate copyright notice for your modifications adjacent to the other copyright notices.
- F. Include, immediately after the copyright notices, a license notice giving the public permission to use the Modified Version under the terms of this License, in the form shown in the Addendum below.
- G. Preserve in that license notice the full lists of Invariant Sections and required Cover Texts given in the Document's license notice.
- H. Include an unaltered copy of this License.



- I. Preserve the section Entitled “History”, Preserve its Title, and add to it an item stating at least the title, year, new authors, and publisher of the Modified Version as given on the Title Page. If there is no section Entitled “History” in the Document, create one stating the title, year, authors, and publisher of the Document as given on its Title Page, then add an item describing the Modified Version as stated in the previous sentence.
- J. Preserve the network location, if any, given in the Document for public access to a Transparent copy of the Document, and likewise the network locations given in the Document for previous versions it was based on. These may be placed in the “History” section. You may omit a network location for a work that was published at least four years before the Document itself, or if the original publisher of the version it refers to gives permission.
- K. For any section Entitled “Acknowledgements” or “Dedications”, Preserve the Title of the section, and preserve in the section all the substance and tone of each of the contributor acknowledgements and/or dedications given therein.
- L. Preserve all the Invariant Sections of the Document, unaltered in their text and in their titles. Section numbers or the equivalent are not considered part of the section titles.
- M. Delete any section Entitled “Endorsements”. Such a section may not be included in the Modified Version.
- N. Do not retitle any existing section to be Entitled “Endorsements” or to conflict in title with any Invariant Section.
- O. Preserve any Warranty Disclaimers.

If the Modified Version includes new front-matter sections or appendices that qualify as Secondary Sections and contain no material copied from the Document, you may at your option designate some or all of these sections as invariant. To do this, add their titles to the list of Invariant Sections in the Modified Version’s license notice. These titles must be distinct from any other section titles.

You may add a section Entitled “Endorsements”, provided it contains nothing but endorsements of your Modified Version by various parties—for example, statements of peer review or that the text has been approved by an organization as the authoritative definition of a standard.

You may add a passage of up to five words as a Front-Cover Text, and a passage of up to 25 words as a Back-Cover Text, to the end of the list of Cover Texts in the Modified Version. Only one passage of Front-Cover Text and one of Back-Cover Text may be added by (or through arrangements made by) any one entity. If the Document already includes a cover text for the same cover, previously added by you or by arrangement made by the same entity you are acting on behalf of, you may not add another; but you may replace the old one, on explicit permission from the previous publisher that added the old one.

The author(s) and publisher(s) of the Document do not by this License give permission to use their names for publicity for or to assert or imply endorsement of any Modified Version.

## 5. COMBINING DOCUMENTS

You may combine the Document with other documents released under this License, under the terms defined in section 4 above for modified versions, provided that you include in the combination all of the Invariant Sections of all of the original documents, unmodified, and list them all as Invariant Sections of your combined work in its license notice, and that you preserve all their Warranty Disclaimers.

The combined work need only contain one copy of this License, and multiple identical Invariant Sections may be replaced with a single copy. If there are multiple Invariant Sections with the same name but different contents, make the title of each such section unique by adding at the end of it, in parentheses, the name of the original author or publisher of that section if known, or else a

unique number. Make the same adjustment to the section titles in the list of Invariant Sections in the license notice of the combined work.

In the combination, you must combine any sections Entitled “History” in the various original documents, forming one section Entitled “History”; likewise combine any sections Entitled “Acknowledgements”, and any sections Entitled “Dedications”. You must delete all sections Entitled “Endorsements”.

## 6. COLLECTIONS OF DOCUMENTS

You may make a collection consisting of the Document and other documents released under this License, and replace the individual copies of this License in the various documents with a single copy that is included in the collection, provided that you follow the rules of this License for verbatim copying of each of the documents in all other respects.

You may extract a single document from such a collection, and distribute it individually under this License, provided you insert a copy of this License into the extracted document, and follow this License in all other respects regarding verbatim copying of that document.

## 7. AGGREGATION WITH INDEPENDENT WORKS

A compilation of the Document or its derivatives with other separate and independent documents or works, in or on a volume of a storage or distribution medium, is called an “aggregate” if the copyright resulting from the compilation is not used to limit the legal rights of the compilation’s users beyond what the individual works permit. When the Document is included in an aggregate, this License does not apply to the other works in the aggregate which are not themselves derivative works of the Document.

If the Cover Text requirement of section 3 is applicable to these copies of the Document, then if the Document is less than one half of the entire aggregate, the Document’s Cover Texts may be placed on covers that bracket the Document within the aggregate, or the electronic equivalent of covers if the Document is in electronic form. Otherwise they must appear on printed covers that bracket the whole aggregate.

## 8. TRANSLATION

Translation is considered a kind of modification, so you may distribute translations of the Document under the terms of section 4. Replacing Invariant Sections with translations requires special permission from their copyright holders, but you may include translations of some or all Invariant Sections in addition to the original versions of these Invariant Sections. You may include a translation of this License, and all the license notices in the Document, and any Warranty Disclaimers, provided that you also include the original English version of this License and the original versions of those notices and disclaimers. In case of a disagreement between the translation and the original version of this License or a notice or disclaimer, the original version will prevail.

If a section in the Document is Entitled “Acknowledgements”, “Dedications”, or “History”, the requirement (section 4) to Preserve its Title (section 1) will typically require changing the actual title.

## 9. TERMINATION

You may not copy, modify, sublicense, or distribute the Document except as expressly provided for under this License. Any other attempt to copy, modify, sublicense or distribute the Document is void, and will automatically terminate your rights under this License. However, parties who have received copies, or rights, from you under this License will not have their licenses terminated so long as such parties remain in full compliance.

## 10. FUTURE REVISIONS OF THIS LICENSE

The Free Software Foundation may publish new, revised versions of the GNU Free Documentation License from time to time. Such new versions will be similar in spirit to the present version, but may differ in detail to address new problems or concerns. See <http://www.gnu.org/copyleft/>.

Each version of the License is given a distinguishing version number. If the Document specifies that a particular numbered version of this License “or any later version” applies to it, you have the option of following the terms and conditions either of that specified version or of any later version that has been published (not as a draft) by the Free Software Foundation. If the Document does not specify a version number of this License, you may choose any version ever published (not as a draft) by the Free Software Foundation.

## **ADDENDUM: How to use this License for your documents**

To use this License in a document you have written, include a copy of the License in the document and put the following copyright and license notices just after the title page:

Copyright ©YEAR YOUR NAME. Permission is granted to copy, distribute and/or modify this document under the terms of the GNU Free Documentation License, Version 1.2 or any later version published by the Free Software Foundation; with no Invariant Sections, no Front-Cover Texts, and no Back-Cover Texts. A copy of the license is included in the section entitled “GNU Free Documentation License”.

If you have Invariant Sections, Front-Cover Texts and Back-Cover Texts, replace the “with...Texts.” line with this:

with the Invariant Sections being LIST THEIR TITLES, with the Front-Cover Texts being LIST, and with the Back-Cover Texts being LIST.

If you have Invariant Sections without Cover Texts, or some other combination of the three, merge those two alternatives to suit the situation.

If your document contains nontrivial examples of program code, we recommend releasing these examples in parallel under your choice of free software license, such as the GNU General Public License, to permit their use in free software.

# Part T

## Topics

## Section F

### Fields

---

DRAFT: THIS SECTION COMPLETE, BUT SUBJECT TO CHANGE

We have chosen to present introductory linear algebra in the Core (Part C [2]) using scalars from the set of complex numbers,  $\mathbb{C}$ . We could have instead chosen to use scalars from the set of real numbers,  $\mathbb{R}$ . This would have presented certain difficulties when we encountered characteristic polynomials with complex roots (Definition CP [391]) or when we needed to be sure every matrix had at least one eigenvalue (Theorem EMHE [387]). However, much of the basics would be unchanged. The definition of a vector space would not change, nor would the ideas of linear independence, spanning, or bases. Linear transformations would still behave the same and we would still obtain matrix representations, though our ideas about canonical forms would have to be adjusted slightly.

The real numbers and the complex numbers are both examples of what are called fields, and we can “do” linear algebra in just a bit more generality by letting our scalars take values from some unspecified field. So in this section we will describe exactly what constitutes a field, give some finite examples, and discuss another connection between fields and vector spaces. Vector spaces over finite fields are very important in certain applications, so this is partially background for other topics. As such, we will not prove every claim we make.

### Subsection F

#### Fields

---

Like a vector space, a field is a set along with two binary operations. The distinction is that both operations accept two elements of the set, and then produce a new element of the set. In a vector space we have two sets — the vectors and the scalars, and scalar multiplication mixes one of each to produce a vector. Here is the careful definition of a field.

#### Definition F

##### Field

Suppose that  $F$  is a set upon which we have defined two operations: (1) **addition**, which combines two elements of  $F$  and is denoted by “+”, and (2) **multiplication**, which combines two elements of  $F$  and is denoted by juxtaposition. Then  $F$ , along with the two operations, is a **field** if the following properties hold.

- **ACF Additive Closure, Field**  
If  $\alpha, \beta \in F$ , then  $\alpha + \beta \in F$ .
- **MCF Multiplicative Closure, Field**  
If  $\alpha, \beta \in F$ , then  $\alpha\beta \in F$ .
- **CAF Commutativity of Addition, Field**  
If  $\alpha, \beta \in F$ , then  $\alpha + \beta = \beta + \alpha$ .
- **CMF Commutativity of Multiplication, Field**  
If  $\alpha, \beta \in F$ , then  $\alpha\beta = \beta\alpha$ .
- **AAF Additive Associativity, Field**  
If  $\alpha, \beta, \gamma \in V$ , then  $\alpha + (\beta + \gamma) = (\alpha + \beta) + \gamma$ .
- **MAF Multiplicative Associativity, Field**  
If  $\alpha, \beta, \gamma \in V$ , then  $\alpha(\beta\gamma) = (\alpha\beta)\gamma$ .

- **DF Distributivity, Field**

If  $\alpha, \beta, \gamma \in F$ , then  $\alpha(\beta + \gamma) = \alpha\beta + \alpha\gamma$ .

- **ZF Zero, Field**

There is an element,  $0 \in F$ , called **zero**, such that  $\alpha + 0 = \alpha$  for all  $\alpha \in F$ .

- **OF One, Field**

There is an element,  $1 \in F$ , called **one**, such that  $\alpha(1) = \alpha$  for all  $\alpha \in F$ .

- **AIF Additive Inverse, Field**

If  $\alpha \in F$ , then there exists  $-\alpha \in V$  so that  $\alpha + (-\alpha) = 0$ .

- **MIF Multiplicative Inverse, Field**

If  $\alpha \in F, \alpha \neq 0$ , then there exists  $\frac{1}{\alpha} \in V$  so that  $\alpha \left(\frac{1}{\alpha}\right) = 1$ .

△

Mostly this definition says that all the good things you might expect, really do happen in a field. The one technicality is that the special element, 0, the additive identity element, does not have a multiplicative inverse. In other words, no dividing by zero.

This definition should remind you of Theorem PCNA [656], and indeed, Theorem PCNA [656] provides the justification for the statement that the complex numbers form a field. Another example of field is the set of rational numbers

$$\mathbb{Q} = \left\{ \frac{p}{q} \mid p, q \text{ are integers, } q \neq 0 \right\}$$

Of course, the real numbers,  $\mathbb{R}$ , also form a field. It is this field that you probably studied for many years. You began studying the integers (“counting”), then the rationals (“fractions”), then the reals (“algebra”), along with some excursions in the complex numbers (“imaginary numbers”). So you should have seen three fields already in your previous studies.

Our first observation about fields is that we can go back to our definition of a vector space (Definition VS [272]) and replace every occurrence of  $\mathbb{C}$  by some general, unspecified field,  $F$ , and all our subsequent definitions and theorems are still true, so long as we avoid roots of polynomials (or equivalently, factoring polynomials). So if you consult more advanced texts on linear algebra, you will see this sort of approach. You might study some of the first theorems we proved about vector spaces in Subsection VS.VSP [278] and work through their proofs in the more general setting of an arbitrary field. This exercise should convince you that very little changes when we move from  $\mathbb{C}$  to an arbitrary field  $F$ . (See Exercise F.T10 [767].)

## Subsection FF Finite Fields

---

It may sound odd at first, but there exist finite fields, and even finite vector spaces. We will find certain of these important in subsequent applications, so we collect some ideas and properties here.

### Definition IMP

#### Integers Modulo a Prime

Suppose that  $p$  is a prime number. Let  $\mathbb{Z}_p = \{0, 1, 2, \dots, p-1\}$ . Add and multiply elements of  $\mathbb{Z}_p$  as integers, but whenever a result lies outside of the set  $\mathbb{Z}_p$ , find its remainder after division by  $p$  and replace the result by this remainder. △

We have defined a set, and two binary operations. The result is a field.

### Theorem FIMP

#### Field of Integers Modulo a Prime

The set of integers modulo a prime  $p$ ,  $\mathbb{Z}_p$ , is a field. □

### Example IM11

#### Integers mod 11

$\mathbb{Z}_{11}$  is a field by Theorem FIMP [763]. Here we provide some sample calculations.

$$\begin{array}{lll} 8 + 5 = 2 & -8 = 3 & 5 - 9 = 7 \\ 5(7) = 2 & \frac{1}{7} = 8 & \frac{6}{5} = 10 \\ 2^5 = 10 & -1 = 10 & \frac{1}{0} = ? \end{array}$$

□

We can now “do” linear algebra using scalars from a finite field.

### Example VSIM5

#### Vector space over integers mod 5

Let  $(\mathbb{Z}_5)^3$  be the set of all column vectors of length 3 with entries from  $\mathbb{Z}_5$ . Use  $\mathbb{Z}_5$  as the set of scalars. Define addition and multiplication the usual way. We exhibit a few sample calculations.

$$\begin{bmatrix} 2 \\ 3 \\ 4 \end{bmatrix} + \begin{bmatrix} 4 \\ 1 \\ 3 \end{bmatrix} = \begin{bmatrix} 1 \\ 4 \\ 2 \end{bmatrix} \qquad 3 \begin{bmatrix} 2 \\ 0 \\ 4 \end{bmatrix} = \begin{bmatrix} 1 \\ 0 \\ 2 \end{bmatrix}$$

We can, of course, build linear combinations, such as

$$2 \begin{bmatrix} 1 \\ 3 \\ 0 \end{bmatrix} - 4 \begin{bmatrix} 2 \\ 1 \\ 1 \end{bmatrix} + \begin{bmatrix} 1 \\ 2 \\ 4 \end{bmatrix} = \begin{bmatrix} 0 \\ 4 \\ 0 \end{bmatrix}$$

which almost looks like a relation of linear dependence. The set

$$\left\{ \begin{bmatrix} 1 \\ 3 \\ 1 \end{bmatrix}, \begin{bmatrix} 2 \\ 2 \\ 0 \end{bmatrix} \right\}$$

is linearly independent, while the set

$$\left\{ \begin{bmatrix} 1 \\ 3 \\ 1 \end{bmatrix}, \begin{bmatrix} 2 \\ 2 \\ 0 \end{bmatrix}, \begin{bmatrix} 4 \\ 3 \\ 2 \end{bmatrix} \right\}$$

is linearly dependent, as can be seen from the relation of linear dependence formed by the scalars  $a_1 = 2$ ,  $a_2 = 1$  and  $a_3 = 4$ . To find these scalars, one would take the same approach as Example LDS [129], but in performing row operations to solve a homogeneous system, you would need to take care that all scalar (field) operations are performed over  $\mathbb{Z}_5$ , especially when multiplying a row by a scalar to make a leading entry equal to 1. One more observation about this example — the set

$$\left\{ \begin{bmatrix} 1 \\ 0 \\ 0 \end{bmatrix}, \begin{bmatrix} 1 \\ 1 \\ 0 \end{bmatrix}, \begin{bmatrix} 1 \\ 1 \\ 1 \end{bmatrix} \right\}$$

is a basis for  $(\mathbb{Z}_5)^3$ , since it is both linearly independent and spans  $(\mathbb{Z}_5)^3$ . □

In applications to computer science or electrical engineering,  $\mathbb{Z}_2$  is the most important field, since it can be used to describe the binary nature of logic, circuitry, communications and their intertwined relationships. The vector space of column vectors with entries from  $\mathbb{Z}_2$ ,  $(\mathbb{Z}_2)^n$ , with scalars taken from  $\mathbb{Z}_2$  is the natural extension of this idea. Notice that  $\mathbb{Z}_2$  has the minimum number of elements to be a field, since any field must contain a zero and a one (Property ZF [763], Property OF [763]).

**Example SM2Z7****Symmetric matrices of size 2 over  $\mathbb{Z}_7$** 

We can employ the field of integers modulo a prime to build other examples of vector spaces with novel fields of scalars. Define

$$S_{22}(\mathbb{Z}_7) = \left\{ \begin{bmatrix} a & b \\ b & c \end{bmatrix} \mid a, b, c \in \mathbb{Z}_7 \right\}$$

which is the set of all  $2 \times 2$  symmetric matrices with entries from  $\mathbb{Z}_7$ . Use the field  $\mathbb{Z}_7$  as the set of scalars, and define vector addition and scalar multiplication in the natural way. The result will be a vector space.

Notice that the field of scalars is finite, as is the vector space, since there are  $7^3 = 343$  matrices in  $S_{22}(\mathbb{Z}_7)$ . The set

$$\left\{ \begin{bmatrix} 1 & 0 \\ 0 & 0 \end{bmatrix}, \begin{bmatrix} 0 & 1 \\ 1 & 0 \end{bmatrix}, \begin{bmatrix} 0 & 0 \\ 0 & 1 \end{bmatrix} \right\}$$

is a basis, so  $\dim(S_{22}(\mathbb{Z}_7)) = 3$ . □

In a more advanced algebra course it is possible to prove that the number of elements in a finite field must be of the form  $p^n$ , where  $p$  is a prime. We can't go so far afield as to prove this here, but we can demonstrate an example.

**Example FF8****Finite field of size 8**

Define the set  $F$  as  $F = \{a + bt + ct^2 \mid a, b, c \in \mathbb{Z}_2\}$ . Add and multiply these quantities as polynomials in the variable  $t$ , but replace any occurrence of  $t^3$  by  $t + 1$ .

This defines a set, and the two operations on elements of that set. Do not be concerned with what  $t$  "is," because it isn't.  $t$  is just a handy device that makes the example a field. We'll say a bit more about  $t$  when we finish. But first, some examples. Remember that  $1 + 1 = 0$  in  $\mathbb{Z}_2$ . Addition is quite simple, for example,

$$(1 + t + t^2) + (1 + t^2) = (1 + 1) + (1 + 0)t + (1 + 1)t^2 = t$$

Multiplication gets more involved, for example,

$$\begin{aligned} (1 + t + t^2)(1 + t^2) &= 1 + t^2 + t + t^3 + t^2 + t^4 \\ &= 1 + t + (1 + 1)t^2 + t^3(1 + t) \\ &= 1 + t + (1 + t)(1 + t) \\ &= 1 + t + 1 + t + t + t^2 \\ &= (1 + 1) + (1 + 1 + 1)t + t^2 \\ &= t + t^2 \end{aligned}$$

Every element has a multiplicative inverse (Property MIF [763]). What is the inverse of  $t + t^2$ ? Check that

$$\begin{aligned} (t + t^2)(1 + t) &= t + t^2 + t^2 + t^3 \\ &= t + (1 + 1)t^2 + (1 + t) \\ &= t + 1 + t \\ &= 1 + (1 + 1)t \\ &= 1 \end{aligned}$$

So we can write  $\frac{1}{t+t^2} = 1 + t$ . So that you may experiment, we give you the complete addition and multiplication tables for this field. Addition is simple, while multiplication is more interesting,



so verify a few entries of each table. Because of the commutativity of addition and multiplication (Property CAF [762], Property CMF [762]), we have just listed half of each table.

+	0	1	$t$	$t^2$	$t+1$	$t^2+t$	$t^2+t+1$	$t^2+1$
0	0	1	$t$	$t^2$	$t+1$	$t^2+t$	$t^2+t+1$	$t^2+1$
1		0	$t+1$	$t^2+1$	$t$	$t^2+t+1$	$t^2+t$	$t^2$
$t$			0	$t^2+t$	1	$t^2$	$t^2+1$	$t^2+t+1$
$t^2$				0	$t^2+t+1$	$t$	$t+1$	1
$t+1$					0	$t^2+1$	$t^2$	$t^2+t$
$t^2+t$						0	1	$t+1$
$t^2+t+1$							0	$t$
$t^2+1$								0

·	0	1	$t$	$t^2$	$t+1$	$t^2+t$	$t^2+t+1$	$t^2+1$
0	0	0	0	0	0	0	0	0
1		1	$t$	$t^2$	$t+1$	$t^2+t$	$t^2+t+1$	$t^2+1$
$t$			$t^2$	$t+1$	$t^2+t$	$t^2+t+1$	$t^2+1$	1
$t^2$				$t^2+t$	$t^2+t+1$	$t^2+1$	1	$t$
$t+1$					$t^2+1$	1	$t$	$t^2$
$t^2+t$						$t$	$t^2$	$t+1$
$t^2+t+1$							$1+t$	$t^2+t$
$t^2+1$								$t^2+t+1$

Note that every element of  $F$  is a linear combination (with scalars from  $\mathbb{Z}_2$ ) of the polynomials  $1$ ,  $t$ ,  $t^2$ . So  $B = \{1, t, t^2\}$  is a spanning set for  $F$ . Further,  $B$  is linearly independent since there is no nontrivial relation of linear dependence, and  $B$  is a basis. So  $\dim(F) = 3$ . Of course, this paragraph presumes that  $F$  is also a vector space over  $\mathbb{Z}_2$  (which it is).  $\square$

The defining relation for  $t$  ( $t^3 = t + 1$ ) in Example FF8 [765] arises from the polynomial  $t^3 + t + 1$ , which has no factorization with coefficients from  $\mathbb{Z}_2$ . This is an example of an **irreducible polynomial**, which involves considerable theory to fully understand. In the exercises, we provide you with a few more irreducible polynomials to experiment with. See the suggested readings if you would like to learn more.

Trivially, every field (finite or otherwise) is a vector space. Suppose we begin with a field  $F$ . From this we know  $F$  has two binary operations defined on it. We need to somehow create a vector space from  $F$ , in a general way. First we need a set of vectors. That'll be  $F$ . We also need a set of scalars. That'll be  $F$  as well. How do we define the addition of two vectors? By the same rule that we use to add them when they are in the field. How do we define scalar multiplication? Since a scalar is an element of  $F$ , and a vector is an element of  $F$ , we can define scalar multiplication to be the same rule that we use to multiply the two elements as members of the field. With these definitions,  $F$  will be a vector space (Exercise F.T20 [768]). This is something of a trivial situation, since the set of vectors and the set of scalars are identical. In particular, do not confuse this with Example FF8 [765] where the set of vectors has eight elements, and the set of scalars has just two elements.

### Further Reading

Robert J. McEliece, *Finite Fields for Scientists and Engineers*. Kluwer Academic Publishers, 1987.

Rudolf Lidl, Harald Niederreiter, *Introduction to Finite Fields and Their Applications*, Revised Edition. Cambridge University Press, 1994.

## Subsection EXC

### Exercises

**C60** Consider the vector space  $(\mathbb{Z}_5)^4$  composed of column vectors of size 4 with entries from  $\mathbb{Z}_5$ . The matrix  $A$  is a square matrix composed of four such column vectors.

$$A = \begin{bmatrix} 3 & 3 & 0 & 3 \\ 1 & 2 & 3 & 0 \\ 1 & 1 & 0 & 2 \\ 4 & 2 & 2 & 1 \end{bmatrix}$$

Find the inverse of  $A$ . Use this to find a solution to  $\mathcal{LS}(A, \mathbf{b})$  when

$$\mathbf{b} = \begin{bmatrix} 3 \\ 3 \\ 2 \\ 0 \end{bmatrix}$$

Contributed by Robert Beezer Solution [769]

**M10** Suppose we relax the restriction in Definition IMP [763] to allow  $p$  to not be a prime. Will the construction given still be a field? Is  $\mathbb{Z}_6$  a field? Can you generalize?

Contributed by Robert Beezer

**M40** Construct a finite field with 9 elements using the set

$$F = \{a + bt \mid a, b \in \mathbb{Z}_3\}$$

where  $t^2$  is consistently replaced by  $2t + 1$  in any intermediate results obtained with polynomial multiplication. Compute the first nine powers of  $t$  ( $t^0$  through  $t^8$ ). Use this information to aid you in the construction of the multiplication table for this field. What is the multiplicative inverse of  $2t$ ?

Contributed by Robert Beezer

**M45** Construct a finite field with 25 elements using the set

$$F = \{a + bt \mid a, b \in \mathbb{Z}_5\}$$

where  $t^2$  is consistently replaced by  $t + 3$  in any intermediate results obtained with polynomial multiplication. Compute the first 25 powers of  $t$  ( $t^0$  through  $t^{24}$ ). Use this information to aid you in computing in this field. What is the multiplicative inverse of  $2t$ ? What is the multiplicative inverse of  $4$ ? What is the multiplicative inverse of  $1 + 4t$ ?

Find a basis for  $F$  as a vector space with  $\mathbb{Z}_5$  used as the set of scalars.

Contributed by Robert Beezer

**M50** Construct a finite field with 16 elements using the set

$$F = \{a + bt + ct^2 + dt^3 \mid a, b, c, d \in \mathbb{Z}_2\}$$

where  $t^4$  is consistently replaced by  $t + 1$  in any intermediate results obtained with polynomial multiplication. Compute the first 16 powers of  $t$  ( $t^0$  through  $t^{15}$ ). Consider the set  $G = \{0, 1, t^5, t^{10}\}$ . Then  $G$  will also be a finite field, a subfield of  $F$ . Construct the addition and multiplication tables for  $G$ . Notice that since both  $G$  and  $F$  are vector spaces over  $\mathbb{Z}_2$ , and  $G \subseteq F$ , by Definition S [285],  $G$  is a subspace of  $F$ .

Contributed by Robert Beezer

**T10** Give a new proof of Theorem ZVSM [279] for a vector space whose scalars come from an arbitrary field  $F$ .

Contributed by Robert Beezer

**T20** By applying Definition VS [272], prove that every field is also a vector space. (See the construction at the end of this section.)

Contributed by Robert Beezer

**Subsection SOL  
Solutions**

---

**C60** Contributed by Robert Beezer Statement [767]

Remember that every computation must be done with arithmetic in the field, reducing any intermediate number outside of  $\{0, 1, 2, 3, 4\}$  to its remainder after division by 5.

The matrix inverse can be found with Theorem CINM [211] (and we discover along the way that  $A$  is nonsingular). The inverse is

$$A^{-1} = \begin{bmatrix} 1 & 1 & 3 & 1 \\ 3 & 4 & 1 & 4 \\ 1 & 4 & 0 & 2 \\ 3 & 0 & 1 & 0 \end{bmatrix}$$

Then by an application of Theorem SNCM [223] the (unique) solution to the system will be

$$A^{-1}\mathbf{b} = \begin{bmatrix} 1 & 1 & 3 & 1 \\ 3 & 4 & 1 & 4 \\ 1 & 4 & 0 & 2 \\ 3 & 0 & 1 & 0 \end{bmatrix} \begin{bmatrix} 3 \\ 3 \\ 2 \\ 0 \end{bmatrix} = \begin{bmatrix} 2 \\ 3 \\ 0 \\ 1 \end{bmatrix}$$

## Section T

### Trace

This section contributed by Andy Zimmer.

The matrix trace is a function that sends square matrices to scalars. In some ways it is reminiscent of the determinant. And like the determinant, it has many useful and surprising properties.

#### Definition T

##### Trace

Suppose  $A$  is a square matrix of size  $n$ . Then the **trace** of  $A$ ,  $t(A)$ , is the sum of the diagonal entries of  $A$ . Symbolically,

$$t(A) = \sum_{i=1}^n [A]_{ii}$$

(This definition contains Notation T.)

△

The next three proofs make for excellent practice. In some books they would be left as exercises for the reader as they are all “trivial” in the sense they do not rely on anything but the definition of the matrix trace.

#### Theorem TL

##### Trace is Linear

Suppose  $A$  and  $B$  are square matrices of size  $n$ . Then  $t(A + B) = t(A) + t(B)$ . Furthermore, if  $\alpha \in \mathbb{C}$ , then  $t(\alpha A) = \alpha t(A)$ . □

**Proof** These properties are exactly those required for a linear transformation. To prove these results we just manipulate sums,

$$\begin{aligned} t(A + B) &= \sum_{i=1}^n [A + B]_{ii} && \text{Definition T [770]} \\ &= \sum_{i=1}^n [A]_{ii} + [B]_{ii} && \text{Definition MA [178]} \\ &= \sum_{i=1}^n [A]_{ii} + \sum_{i=1}^n [B]_{ii} && \text{Property CACN [656]} \\ &= t(A) + t(B) && \text{Definition T [770]} \end{aligned}$$

The second part is as straightforward as the first,

$$\begin{aligned} t(\alpha A) &= \sum_{i=1}^n [\alpha A]_{ii} && \text{Definition T [770]} \\ &= \sum_{i=1}^n \alpha [A]_{ii} && \text{Definition MSM [179]} \\ &= \alpha \sum_{i=1}^n [A]_{ii} && \text{Property DCN [656]} \\ &= \alpha t(A) && \text{Definition T [770]} \end{aligned}$$

#### Theorem TSRM

**Trace is Symmetric with Respect to Multiplication**

Suppose  $A$  and  $B$  are square matrices of size  $n$ . Then  $t(AB) = t(BA)$ .  $\square$

**Proof**

$$\begin{aligned}
 t(AB) &= \sum_{k=1}^n [AB]_{kk} && \text{Definition T [770]} \\
 &= \sum_{k=1}^n \sum_{\ell=1}^n [A]_{k\ell} [B]_{\ell k} && \text{Theorem EMP [194]} \\
 &= \sum_{\ell=1}^n \sum_{k=1}^n [A]_{k\ell} [B]_{\ell k} && \text{Property CACN [656]} \\
 &= \sum_{\ell=1}^n \sum_{k=1}^n [B]_{\ell k} [A]_{k\ell} && \text{Property CMCN [656]} \\
 &= \sum_{\ell=1}^n [BA]_{\ell\ell} && \text{Theorem EMP [194]} \\
 &= t(BA) && \text{Definition T [770]}
 \end{aligned}$$

■

**Theorem TIST****Trace is Invariant Under Similarity Transformations**

Suppose  $A$  and  $S$  are square matrices of size  $n$  and  $S$  is invertible. Then  $t(S^{-1}AS) = t(A)$ .  $\square$

**Proof** Invariant means constant under some operation. In this case the operation is a similarity transformation. A lengthy exercise (but possibly a educational one) would be to prove this result without referencing Theorem TSRM [771]. But here we will,

$$\begin{aligned}
 t(S^{-1}AS) &= t((S^{-1}A)S) && \text{Theorem MMA [197]} \\
 &= t(S(S^{-1}A)) && \text{Theorem TSRM [771]} \\
 &= t((SS^{-1})A) && \text{Theorem MMA [197]} \\
 &= t(A) && \text{Definition MI [207]}
 \end{aligned}$$

■

Now we could define the trace of a linear transformation as the trace of any matrix representation of the transformation. Would this definition be well-defined? That is, will two different representations of the same linear transformation always have the same trace? Why? (Think Theorem SCB [563].) We will now prove one of the most interesting and surprising results about the trace.

**Theorem TSE****Trace is the Sum of the Eigenvalues**

Suppose that  $A$  is a square matrix of size  $n$  with distinct eigenvalues  $\lambda_1, \lambda_2, \lambda_3, \dots, \lambda_k$ . Then

$$t(A) = \sum_{i=1}^k \alpha_A(\lambda_i) \lambda_i$$

□

**Proof** It is amazing that the eigenvalues would have anything to do with the sum of the diagonal entries. Our proof will rely on double counting. We will demonstrate two different ways of counting the same thing therefore proving equality. Our object of interest is the coefficient of  $x^{n-1}$  in the characteristic polynomial of  $A$  (Definition CP [391]), which will be denoted  $\alpha_{n-1}$ . From the proof of Theorem NEM [411] we have,

$$p_A(x) = (-1)^n (x - \lambda_1)^{\alpha_A(\lambda_1)} (x - \lambda_2)^{\alpha_A(\lambda_2)} (x - \lambda_3)^{\alpha_A(\lambda_3)} \dots (x - \lambda_k)^{\alpha_A(\lambda_k)}$$

First we want to prove that  $\alpha_{n-1}$  is equal to  $(-1)^{n+1} \sum_{i=1}^k \alpha_A(\lambda_i) \lambda_i$  and to do this we will use a straight forward counting argument. Induction can be used here as well (try it), but the intuitive approach is a much stronger technique. Let's imagine creating each term one by one from the extended product. How do we do this? From each  $(x - \lambda_i)$  we pick either a  $x$  or a  $\lambda_i$ . But we are only interested in the terms that result in  $x$  to the power  $n - 1$ . As  $\sum_{i=1}^k \alpha_A(\lambda_i) = n$ , we have  $n$  factors of the form  $(x - \lambda_i)$ . Then to get terms with  $x^{n-1}$  we need to pick  $x$ 's in every  $(x - \lambda_i)$ , except one. Since we have  $n$  linear factors there are  $n$  ways to do this, namely each eigenvalue represented as many times as it's algebraic multiplicity. Now we have to take into account the sign of each term. As we pick  $n - 1$   $x$ 's and one  $\lambda_i$  (which has a negative sign in the linear factor) we get a factor of  $-1$ . Then we have to take into account the  $(-1)^n$  in the characteristic polynomial. Thus  $\alpha_{n-1}$  is the sum of these terms,

$$\alpha_{n-1} = (-1)^{n+1} \sum_{i=1}^k \alpha_A(\lambda_i) \lambda_i$$

Now we will now show that  $\alpha_{n-1}$  is also equal to  $(-1)^{n-1} t(A)$ . For this we will proceed by induction on the size of  $A$ . If  $A$  is a  $1 \times 1$  square matrix then  $p_A(x) = \det(A - xI_n) = ([A]_{11} - x)$  and  $(-1)^{1-1} t(A) = [A]_{11}$ . With our base case in hand let's assume  $A$  is a square matrix of size  $n$ . By Definition CP [391]

$$\begin{aligned} p_A(x) &= \det(A - xI_n) \\ &= [A - xI_n]_{11} \det((A - xI_n)(1|1)) - [A - xI_n]_{12} \det((A - xI_n)(1|2)) + \\ &\quad [A - xI_n]_{13} \det((A - xI_n)(1|3)) - \cdots + (-1)^{n+1} [A - xI_n]_{1n} \det((A - xI_n)(1|n)) \end{aligned}$$

First let's consider the maximum degree of  $[A - xI_n]_{1i} \det((A - xI_n)(1|i))$  when  $i \neq 1$ . For polynomials, the degree of  $f$ , denoted  $d(f)$ , is the highest power of  $x$  in the expression  $f(x)$ . A well known result of this definition is: if  $f(x) = g(x)h(x)$  then  $d(f) = d(g) + d(h)$  (can you prove this?). Now  $[A - xI_n]_{1i}$  has degree zero when  $i \neq 1$ . Furthermore  $(A - xI_n)(1|i)$  has  $n - 1$  rows, one of which has all of its entries of degree zero, since column  $i$  is removed. The other  $n - 2$  rows have one entry with degree one and the remainder of degree zero. Then by Exercise T.T30 [774], the maximum degree of  $[A - xI_n]_{1i} \det((A - xI_n)(1|i))$  is  $n - 2$ . So these terms will not affect the coefficient of  $x^{n-1}$ . Now we are free to focus all of our attention on the term  $[A - xI_n]_{11} \det((A - xI_n)(1|1))$ . As  $A(1|1)$  is a  $(n - 1) \times (n - 1)$  matrix the induction hypothesis tells us that  $\det((A - xI_n)(1|1))$  has a coefficient of  $(-1)^{n-2} t(A(1|1))$  for  $x^{n-2}$ . We also note that the proof of Theorem NEM [411] tells us that the leading coefficient of  $\det((A - xI_n)(1|1))$  is  $(-1)^{n-1}$ . Then,

$$[A - xI_n]_{11} \det((A - xI_n)(1|1)) = ([A]_{11} - x) ((-1)^{n-1} x^{n-1} + (-1)^{n-2} t(A(1|1)) x^{n-2} + \dots)$$

Expanding the product shows  $\alpha_{n-1}$  (the coefficient of  $x^{n-1}$ ) to be

$$\begin{aligned} \alpha_{n-1} &= (-1)^{n-1} [A]_{11} + (-1)^{n-1} t(A(1|1)) \\ &= (-1)^{n-1} [A]_{11} + (-1)^{n-1} \sum_{k=1}^{n-1} [A(1|1)]_{kk} && \text{Definition T [770]} \\ &= (-1)^{n-1} \left( [A]_{11} + \sum_{k=1}^{n-1} [A(1|1)]_{kk} \right) && \text{Property DCN [656]} \\ &= (-1)^{n-1} \left( [A]_{11} + \sum_{k=2}^n [A]_{kk} \right) && \text{Definition SM [364]} \\ &= (-1)^{n-1} t(A) && \text{Definition T [770]} \end{aligned}$$

With two expressions for  $\alpha_{n-1}$ , we have our result,

$$\begin{aligned} t(A) &= (-1)^{n+1} (-1)^{n-1} t(A) \\ &= (-1)^{n+1} \alpha_{n-1} \end{aligned}$$

$$\begin{aligned} &= (-1)^{n+1}(-1)^{n+1} \sum_{i=1}^k \alpha_A(\lambda_i) \lambda_i \\ &= \sum_{i=1}^k \alpha_A(\lambda_i) \lambda_i \end{aligned}$$

■



**Subsection EXC****Exercises**

---

**T10** Prove there are no square matrices  $A$  and  $B$  such that  $AB - BA = I_n$ .

Contributed by Andy Zimmer

**T12** Assume  $A$  is a square matrix of size  $n$  matrix. Prove  $t(A) = t(A^t)$ .

Contributed by Andy Zimmer

**T20** If  $T_n = \{M \in M_{nn} \mid t(M) = 0\}$  then prove  $T_n$  is a subspace of  $M_{nn}$  and determine its dimension.

Contributed by Andy Zimmer

**T30** Assume  $A$  is a  $n \times n$  matrix with polynomial entries. Define  $md(A, i)$  to be the maximum degree of the entries in row  $i$ . Then  $d(\det(A)) \leq md(A, 1) + md(A, 2) + \dots + md(A, n)$ . (Hint: If  $f(x) = h(x) + g(x)$ , then  $d(f) \leq \max\{d(h), d(g)\}$ .)

Contributed by Andy Zimmer Solution [775]

**T40** If  $A$  is a square matrix, the **matrix exponential** is defined as

$$e^A = \sum_{i=0}^{\infty} \frac{A^i}{i!}$$

Prove that  $\det(e^A) = e^{t(A)}$ . (You might want to give some thought to the convergence of the infinite sum as well.)

Contributed by Andy Zimmer

## Subsection SOL Solutions

**T30** Contributed by Andy Zimmer Statement [774]

We will proceed by induction. If  $A$  is a square matrix of size 1, then clearly  $d(\det(A)) \leq md(A, 1)$ . Now assume  $A$  is a square matrix of size  $n$  then by Theorem DER [366],

$$\begin{aligned} \det(A) &= (-1)^2 [A]_{1,1} \det(A(1|1)) + (-1)^3 [A]_{1,2} \det(A(1|2)) \\ &\quad + (-1)^4 [A]_{1,3} \det(A(1|3)) + \cdots + (-1)^{n+1} [A]_{1,n} \det(A(1|n)) \end{aligned}$$

Let's consider the degree of term  $j$ ,  $(-1)^{1+j} [A]_{1,j} \det(A(1|j))$ . By definition of the function  $md$ ,  $d([A]_{1,j}) \leq md(A, j)$ . We use our induction hypothesis to examine the other part of the product which tells us that

$$d(\det(A(1|j))) \leq md(A(1|j), 1) + md(A(1|j), 2) + \cdots + md(A(1|j), n-1)$$

Furthermore by definition of  $A(1|j)$  (Definition SM [364]) row  $i$  of matrix  $A$  contains all the entries of the corresponding row in  $A(1|j)$  then,

$$\begin{aligned} md(A(1|j), 1) &\leq md(A, 1) \\ md(A(1|j), 2) &\leq md(A, 2) \\ &\vdots \\ md(A(1|j), j-1) &\leq md(A, j-1) \\ md(A(1|j), j) &\leq md(A, j+1) \\ &\vdots \\ md(A(1|j), n-1) &\leq md(A, n) \end{aligned}$$

So,

$$\begin{aligned} d(\det(A(1|j))) &\leq md(A(1|j), 1) + md(A(1|j), 2) + \cdots + md(A(1|j), n-1) \\ &\leq md(A, 1) + md(A, 2) + \cdots + md(A, j-1) + md(A, j+1) + \cdots + md(A, n-1) \end{aligned}$$

Then using the property that if  $f(x) = g(x)h(x)$  then  $d(f) = d(g) + d(h)$ ,

$$\begin{aligned} d\left((-1)^{1+j} [A]_{1,j} \det(A(1|j))\right) &= d\left([A]_{1,j}\right) + d(\det(A(1|j))) \\ &\leq md(A, j) + md(A, 1) + md(A, 2) + \cdots + \\ &\quad md(A, j-1) + md(A, j+1) + \cdots + md(A, n) \\ &= md(A, 1) + md(A, 2) + \cdots + md(A, n) \end{aligned}$$

As  $j$  is arbitrary the degree of all terms in the determinant are so bounded. Finally using the fact that if  $f(x) = g(x) + h(x)$  then  $d(f) \leq \max\{d(h), d(g)\}$  we have

$$d(\det(A)) \leq md(A, 1) + md(A, 2) + \cdots + md(A, n)$$

## Section HP

### Hadamard Product

This section is contributed by Elizabeth Million.

You may have once thought that the natural definition for matrix multiplication would be entrywise multiplication, much in the same way that a young child might say, “I wri~~te~~d my name.” The mistake is understandable, but it still makes us cringe. Unlike poor grammar, however, entrywise matrix multiplication has reason to be studied; it has nice properties in matrix analysis and additionally plays a role with relative gain arrays in chemical engineering, covariance matrices in probability and serves as an inertia preserver for Hermitian matrices in physics. Here we will only explore the properties of the Hadamard product in matrix analysis.

#### Definition HP

##### Hadamard Product

Let  $A$  and  $B$  be  $m \times n$  matrices. The **Hadamard Product** of  $A$  and  $B$  is defined by  $[A \circ B]_{ij} = [A]_{ij} [B]_{ij}$  for all  $1 \leq i \leq m$ ,  $1 \leq j \leq n$ .

(This definition contains Notation HP.) △

As we can see, the Hadamard product is simply “entrywise multiplication”. Because of this, the Hadamard product inherits the same benefits (and restrictions) of multiplication in  $\mathbb{C}$ . Note also that both  $A$  and  $B$  need to be the same size, but not necessarily square. To avoid confusion, juxtaposition of matrices will imply the “usual” matrix multiplication, and we will use “ $\circ$ ” for the Hadamard product.

#### Example HP

##### Hadamard Product

Consider

$$A = \begin{bmatrix} 1 & 0 & 6 \\ 3 & \pi & 5 \end{bmatrix} \qquad B = \begin{bmatrix} 3 & 13 & i \\ \frac{1}{3} & 2 & 4 \end{bmatrix}$$

Then

$$\begin{aligned} A \circ B &= \begin{bmatrix} (1)(3) & (0)(13) & (6)(i) \\ 3(\frac{1}{3}) & (\pi)(2) & (5)(4) \end{bmatrix} \\ &= \begin{bmatrix} 3 & 0 & 6i \\ 1 & 2\pi & 20 \end{bmatrix}. \end{aligned}$$

⊗

Now we will explore some basics properties of the Hadamard Product.

#### Theorem HPC

##### Hadamard Product is Commutative

If  $A$  and  $B$  are  $m \times n$  matrices then  $A \circ B = B \circ A$ . □

**Proof** The proof follows directly from the fact that multiplication in  $\mathbb{C}$  is commutative. Let  $A$  and  $B$  be  $m \times n$  matrices. Then

$$\begin{aligned} [A \circ B]_{ij} &= [A]_{ij} [B]_{ij} && \text{Definition HP [776]} \\ &= [B]_{ij} [A]_{ij} && \text{Property CMCN [656]} \\ &= [B \circ A]_{ij} && \text{Definition HP [776]} \end{aligned}$$

With equality of each entry of the matrices being equal we know by Definition ME [178] that the two matrices are equal. ■

#### Definition HID

##### Hadamard Identity

The **Hadamard identity** is the  $m \times n$  matrix  $J_{mn}$  defined by  $[J_{mn}]_{ij} = 1$  for all  $1 \leq i \leq m$ ,  $1 \leq j \leq n$ .

(This definition contains Notation HID.) △

### Theorem HPHID

#### Hadamard Product with the Hadamard Identity

Suppose  $A$  is an  $m \times n$  matrix. Then  $A \circ J_{mn} = J_{mn} \circ A = A$ . □

#### Proof

$$\begin{aligned}
 [A \circ J_{mn}]_{ij} &= [J_{mn} \circ A]_{ij} && \text{Theorem HPC [776]} \\
 &= [J_{mn}]_{ij} [A]_{ij} && \text{Definition HP [776]} \\
 &= (1) [A]_{ij} && \text{Definition HID [776]} \\
 &= [A]_{ij} && \text{Property OCN [657]}
 \end{aligned}$$

With equality of each entry of the matrices being equal we know by Definition ME [178] that the two matrices are equal. ■

### Definition HI

#### Hadamard Inverse

Let  $A$  be an  $m \times n$  matrix and suppose  $[A]_{ij} \neq 0$  for all  $1 \leq i \leq m, 1 \leq j \leq n$ . Then the **Hadamard Inverse**,  $\widehat{A}$ , is given by  $[\widehat{A}]_{ij} = ([A]_{ij})^{-1}$  for all  $1 \leq i \leq m, 1 \leq j \leq n$ .

(This definition contains Notation HI.) △

### Theorem HPHI

#### Hadamard Product with Hadamard Inverses

Let  $A$  be an  $m \times n$  matrix such that  $[A]_{ij} \neq 0$  for all  $1 \leq i \leq m, 1 \leq j \leq n$ . Then  $A \circ \widehat{A} = \widehat{A} \circ A = J_{mn}$ . □

#### Proof

$$\begin{aligned}
 [A \circ \widehat{A}]_{ij} &= [\widehat{A} \circ A]_{ij} && \text{Theorem HPC [776]} \\
 &= [\widehat{A}]_{ij} [A]_{ij} && \text{Definition HP [776]} \\
 &= ([A]_{ij})^{-1} [A]_{ij} && \text{Definition HI [777], } [A]_{ij} \neq 0 \\
 &= 1 && \text{Property MICN [657]} \\
 &= [J_{mn}]_{ij} && \text{Definition HID [776]}
 \end{aligned}$$

With equality of each entry of the matrices being equal we know by Definition ME [178] that the two matrices are equal. ■

Since matrices have a different inverse and identity under the Hadamard product, we have used special notation to distinguish them from what we have been using with “normal” matrix multiplication. That is, compare “usual” matrix inverse,  $A^{-1}$ , with the Hadamard inverse  $\widehat{A}$ , and the “usual” matrix identity,  $I_n$ , with the Hadamard identity,  $J_{mn}$ . The Hadamard identity matrix and the Hadamard inverse are both more limiting than helpful, so we will not explore their use further. One last fun fact for those of you who may be familiar with group theory: the set of  $m \times n$  matrices with nonzero entries form an abelian (commutative) group under the Hadamard product (prove this!).

### Theorem HPDAA

#### Hadamard Product Distributes Across Addition

Suppose  $A, B$  and  $C$  are  $m \times n$  matrices. Then  $C \circ (A + B) = C \circ A + C \circ B$ . □

#### Proof

$$[C \circ (A + B)]_{ij} = [C]_{ij} [A + B]_{ij} \quad \text{Definition HP [776]}$$

$$\begin{aligned}
 &= [C]_{ij} ([A]_{ij} + [B]_{ij}) && \text{Definition MA [178]} \\
 &= [C]_{ij} [A]_{ij} + [C]_{ij} [B]_{ij} && \text{Property DCN [656]} \\
 &= [C \circ A]_{ij} + [C \circ B]_{ij} && \text{Definition HP [776]} \\
 &= [C \circ A + C \circ B]_{ij} && \text{Definition MA [178]}
 \end{aligned}$$

With equality of each entry of the matrices being equal we know by Definition ME [178] that the two matrices are equal. ■

### Theorem HPSMM

#### Hadamard Product and Scalar Matrix Multiplication

Suppose  $\alpha \in \mathbb{C}$ , and  $A$  and  $B$  are  $m \times n$  matrices. Then  $\alpha(A \circ B) = (\alpha A) \circ B = A \circ (\alpha B)$ . □

#### Proof

$$\begin{aligned}
 [\alpha A \circ B]_{ij} &= \alpha [A \circ B]_{ij} && \text{Definition MSM [179]} \\
 &= \alpha [A]_{ij} [B]_{ij} && \text{Definition HP [776]} \\
 &= [\alpha A]_{ij} [B]_{ij} && \text{Definition MSM [179]} \\
 &= [(\alpha A) \circ B]_{ij} && \text{Definition HP [776]} \\
 &= \alpha [A]_{ij} [B]_{ij} && \text{Definition MSM [179]} \\
 &= [A]_{ij} \alpha [B]_{ij} && \text{Property CMCN [656]} \\
 &= [A]_{ij} [\alpha B]_{ij} && \text{Definition MSM [179]} \\
 &= [A \circ (\alpha B)]_{ij} && \text{Definition HP [776]}
 \end{aligned}$$

With equality of each entry of the matrices being equal we know by Definition ME [178] that the two matrices are equal. ■

## Subsection DMHP

### Diagonal Matrices and the Hadamard Product

We can relate the Hadamard product with matrix multiplication by considering diagonal matrices, since  $A \circ B = AB$  if and only if both  $A$  and  $B$  are diagonal (Citation!!!). For example, a simple calculation reveals that the Hadamard product relates the diagonal values of a diagonalizable matrix  $A$  with its eigenvalues:

### Theorem DMHP

#### Diagonalizable Matrices and the Hadamard Product

Let  $A$  be a diagonalizable matrix of size  $n$  with eigenvalues  $\lambda_1, \lambda_2, \lambda_3, \dots, \lambda_n$ . Let  $D$  be a diagonal matrix from the diagonalization of  $A$ ,  $A = SDS^{-1}$ , and  $\mathbf{d}$  be a vector such that  $[D]_{ii} = [\mathbf{d}]_i = \lambda_i$  for all  $1 \leq i \leq n$ . Then

$$[A]_{ii} = [S \circ (S^{-1})^t \mathbf{d}]_i \quad \text{for all } 1 \leq i \leq n.$$

That is,

$$\begin{bmatrix} [A]_{11} \\ [A]_{22} \\ [A]_{33} \\ \vdots \\ [A]_{nn} \end{bmatrix} = S \circ (S^{-1})^t \begin{bmatrix} \lambda_1 \\ \lambda_2 \\ \lambda_3 \\ \vdots \\ \lambda_n \end{bmatrix}$$

□

#### Proof

$$[S \circ (S^{-1})^t \mathbf{d}]_i = \sum_{k=1}^n [S \circ (S^{-1})^t]_{ik} [\mathbf{d}]_k \quad \text{Definition MVP [190]}$$

$$\begin{aligned}
 &= \sum_{k=1}^n [S \circ (S^{-1})^t]_{ik} \lambda_k && \text{Definition of } \mathbf{d} \\
 &= \sum_{k=1}^n [S]_{ik} [(S^{-1})^t]_{ik} \lambda_k && \text{Definition HP [776]} \\
 &= \sum_{k=1}^n [S]_{ik} [S^{-1}]_{ki} \lambda_k && \text{Definition TM [181]} \\
 &= \sum_{k=1}^n [S]_{ik} \lambda_k [S^{-1}]_{ki} && \text{Property CMCN [656]} \\
 &= \sum_{k=1}^n [S]_{ik} [D]_{kk} [S^{-1}]_{ki} && \text{Definition of } D \\
 &= \sum_{j=1}^n \sum_{k=1}^n [S]_{ik} [D]_{kj} [S^{-1}]_{ji} && [D]_{kj} = 0 \text{ for all } k \neq j \\
 &= \sum_{j=1}^n [SD]_{ij} [S^{-1}]_{ji} && \text{Theorem EMP [194]} \\
 &= [SDS^{-1}]_{ii} && \text{Theorem EMP [194]} \\
 &= [A]_{ii} && \text{Definition ME [178]}
 \end{aligned}$$

With equality of each entry of the matrices being equal we know by Definition ME [178] that the two matrices are equal.  $\blacksquare$

We obtain a similar result when we look at the singular value decomposition of square matrices (see exercises).

### Theorem DMMP

#### Diagonal Matrices and Matrix Products

Suppose  $A, B$  are  $m \times n$  matrices, and  $D$  and  $E$  are diagonal matrices of size  $m$  and  $n$ , respectively. Then,

$$D(A \circ B)E = (DAE) \circ B = (DA) \circ (BE)$$

$\square$

### Proof

$$\begin{aligned}
 [D(A \circ B)E]_{ij} &= \sum_{k=1}^m [D]_{ik} [(A \circ B)E]_{kj} && \text{Theorem EMP [194]} \\
 &= \sum_{k=1}^m \sum_{l=1}^n [D]_{ik} [A \circ B]_{kl} [E]_{lj} && \text{Theorem EMP [194]} \\
 &= \sum_{k=1}^m \sum_{l=1}^n [D]_{ik} [A]_{kl} [B]_{kl} [E]_{lj} && \text{Definition HP [776]} \\
 &= \sum_{k=1}^m [D]_{ik} [A]_{kj} [B]_{kj} [E]_{jj} && [E]_{lj} = 0 \text{ for all } l \neq j \\
 &= [D]_{ii} [A]_{ij} [B]_{ij} [E]_{jj} && [D]_{ik} = 0 \text{ for all } i \neq k \\
 &= [D]_{ii} [A]_{ij} [E]_{jj} [B]_{ij} && \text{Property CMCN [656]} \\
 &= [D]_{ii} \left( \sum_{l=1}^n [A]_{il} [E]_{lj} \right) [B]_{ij} && [E]_{lj} = 0 \text{ for all } l \neq j \\
 &= [D]_{ii} [AE]_{ij} [B]_{ij} && \text{Theorem EMP [194]} \\
 &= \left( \sum_{k=1}^m [D]_{ik} [AE]_{kj} \right) [B]_{ij} && [D]_{ik} = 0 \text{ for all } i \neq k
 \end{aligned}$$

$$\begin{aligned}
 &= [DAE]_{ij} [B]_{ij} && \text{Theorem EMP [194]} \\
 &= [(DAE) \circ B]_{ij} && \text{Definition HP [776]}
 \end{aligned}$$

With equality of each entry of the matrices being equal we know by Definition ME [178] that the two matrices are equal.

Also,

$$\begin{aligned}
 [(DAE) \circ B]_{ij} &= [DAE]_{ij} [B]_{ij} && \text{Definition HP [776]} \\
 &= \left( \sum_{k=1}^n [DA]_{ik} [E]_{kj} \right) [B]_{ij} && \text{Theorem EMP [194]} \\
 &= [DA]_{ij} [E]_{jj} [B]_{ij} && [E]_{kj} = 0 \text{ for all } k \neq j \\
 &= [DA]_{ij} [B]_{ij} [E]_{jj} && \text{Property CMCN [656]} \\
 &= [DA]_{ij} \left( \sum_{k=1}^n [B]_{ik} [E]_{kj} \right) && [E]_{kj} = 0 \text{ for all } k \neq j \\
 &= [DA]_{ij} [BE]_{ij} && \text{Theorem EMP [194]} \\
 &= [(DA) \circ (BE)]_{ij} && \text{Definition HP [776]}
 \end{aligned}$$

With equality of each entry of the matrices being equal we know by Definition ME [178] that the two matrices are equal. ■

## Subsection EXC

### Exercises

---

**T10** Prove that  $A \circ B = AB$  if and only if both  $A$  and  $B$  are diagonal matrices.  
Contributed by Elizabeth Million

**T20** Suppose  $A, B$  are  $m \times n$  matrices, and  $D$  and  $E$  are diagonal matrices of size  $m$  and  $n$ , respectively. Prove both parts of the following equality hold:

$$D(A \circ B)E = (AE) \circ (DB) = A \circ (DBE)$$

Contributed by Elizabeth Million

**T30** Let  $A$  be a square matrix of size  $n$  with singular values  $\sigma_1, \sigma_2, \sigma_3, \dots, \sigma_n$ . Let  $D$  be a diagonal matrix from the singular value decomposition of  $A$ ,  $A = UDV^*$  (Theorem SVD [806]). Define the vector  $\mathbf{d}$  by  $[\mathbf{d}]_i = [D]_{ii} = \sigma_i$ ,  $1 \leq i \leq n$ . Prove the following equality,

$$[A]_{ii} = [(U \circ \bar{V})\mathbf{d}]_i$$

Contributed by Elizabeth Million

**T40** Suppose  $A, B$  and  $C$  are  $m \times n$  matrices. Prove that for all  $1 \leq i \leq m$ ,

$$[(A \circ B)C^t]_{ii} = [(A \circ C)B^t]_{ii}$$

Contributed by Elizabeth Million

**T50** Define the diagonal matrix  $D$  of size  $n$  with entries from a vector  $\mathbf{x} \in \mathbb{C}^n$  by

$$[D]_{ij} = \begin{cases} [x]_i & \text{if } i = j \\ 0 & \text{otherwise} \end{cases}$$

Furthermore, suppose  $A, B$  are  $m \times n$  matrices. Prove that  $[ADB^t]_{ii} = [(A \circ B)\mathbf{x}]_i$  for all  $1 \leq i \leq m$ .

Contributed by Elizabeth Million



## Section VM

### Vandermonde Matrix

THIS SECTION IS A DRAFT, SUBJECT TO CHANGES

Alexandre-Théophile Vandermonde was a French mathematician in the 1700's who was among the first to write about basic properties of the determinant (such as the effect of swapping two rows). However, the determinant that bears his name (Theorem DVM [782]) does not appear in any of his four published mathematical papers.

#### Definition VM

##### Vandermonde Matrix

An square matrix of size  $n$ ,  $A$ , is a **Vandermonde matrix** if there are scalars,  $x_1, x_2, x_3, \dots, x_n$  such that  $[A]_{ij} = x_i^{j-1}$ ,  $1 \leq i \leq n$ ,  $1 \leq j \leq n$ .  $\triangle$

#### Example VM4

##### Vandermonde matrix of size 4

$$A = \begin{bmatrix} 1 & 2 & 4 & 8 \\ 1 & -3 & 9 & -27 \\ 1 & 1 & 1 & 1 \\ 1 & 4 & 16 & 64 \end{bmatrix}$$

is a Vandermonde matrix since it meets the definition with  $x_1 = 2$ ,  $x_2 = -3$ ,  $x_3 = 1$ ,  $x_4 = 4$ .  $\square$

Vandermonde matrices are not very interesting as numerical matrices, but instead appear more often in proofs and applications where the scalars  $x_i$  are carried as symbols. Two such applications are in the sections on secret-sharing (Section SAS [818]) and curve-fitting (Section CF [814]). Principally, we would like to know when Vandermonde matrices are nonsingular, and the most convenient way to check this is by determining when the determinant is nonzero (Theorem SMZD [378]). As a bonus, the determinant of a Vandermonde matrix has an especially pleasing formula.

#### Theorem DVM

##### Determinant of a Vandermonde Matrix

Suppose that  $A$  is a Vandermonde matrix of size  $n$  built with the scalars  $x_1, x_2, x_3, \dots, x_n$ . Then

$$\det(A) = \prod_{1 \leq i < j \leq n} (x_j - x_i)$$

$\square$

**Proof** The proof is by induction (Technique I [670]) on  $n$ , the size of the matrix. An empty product for a  $1 \times 1$  matrix might make a good base case, but we'll start at  $n = 2$  instead. For a  $2 \times 2$  Vandermonde matrix, we have

$$\det(A) = \begin{vmatrix} 1 & x_1 \\ 1 & x_2 \end{vmatrix} = x_2 - x_1 = \prod_{1 \leq i < j \leq 2} (x_j - x_i)$$

For the induction step we will perform row operations on  $A$  to obtain the determinant of  $A$  as multiple of the determinant of an  $(n-1) \times (n-1)$  Vandermonde matrix. the notation in this theorem tends to obscure your intuition about the changes effected by various row and column manipulations. Construct a  $4 \times 4$  Vandermonde matrix with four symbols as the scalars ( $x_1, x_2, x_3, x_4$ , or perhaps  $a, b, c, d$ ) and play along with the example as you study the proof.

First we convert most of the first column to zeros. Subtract row  $n$  from each of the other  $n - 1$  rows to form a matrix  $B$ . By Theorem DRCMA [374],  $B$  has the same determinant as  $A$ . The entries of  $B$ , in the first  $n - 1$  rows, i.e. for  $1 \leq i \leq n - 1$ ,  $1 \leq j \leq n - 1$ , are

$$[B]_{ij} = x_i^{j-1} - x_n^{j-1} = (x_i - x_n) \sum_{k=0}^{j-2} x_i^{j-2-k} x_n^k$$

As the elements of row  $i$ ,  $1 \leq i \leq n - 1$ , have the common factor  $(x_i - x_n)$ , we form the new matrix  $C$  that differs from  $B$  by the removal of this factor from each of the first  $n - 1$  rows. This will change the determinant, as we will track carefully in a moment. We also have a first column with zeros in each location, except row  $n$ , so we can use it for a column expansion computation of the determinant. We now know,

$$\begin{aligned} \det(A) &= \det(B) && \text{Theorem DRCMA [374]} \\ &= (x_1 - x_n)(x_2 - x_n) \cdots (x_{n-1} - x_n) \det(C) && \text{Theorem DRCM [373]} \\ &= (x_1 - x_n)(x_2 - x_n) \cdots (x_{n-1} - x_n)(1)(-1)^{n+1} \det(C(n-1|1)) && \text{Theorem DEC [367]} \\ &= (x_1 - x_n)(x_2 - x_n) \cdots (x_{n-1} - x_n)(-1)^{n-1} \det(C(n-1|1)) \\ &= (x_n - x_1)(x_n - x_2) \cdots (x_n - x_{n-1}) \det(C(n-1|1)) \end{aligned}$$

For convenience, denote  $D = C(n-1|1)$ . Entries of this matrix are similar to those of  $B$ , but the factors used to build  $C$  are gone, and since the first column is gone, there is a slight re-indexing relative to the columns. For  $1 \leq i \leq n - 1$ ,  $1 \leq j \leq n - 1$ ,

$$[D]_{ij} = \sum_{k=0}^{j-1} x_i^{j-1-k} x_n^k$$

We will perform many column operations on the matrix  $D$ , always of the type where we multiply a column by a scalar and add the result to another column. As such, Theorem DRCM [373] insures that the determinant will remain constant. We will work column by column, left to right, to convert  $D$  into a Vandermonde matrix with scalars  $x_1, x_2, x_3, \dots, x_{n-1}$ . More precisely, we will build a sequence of matrices  $D = D_1, D_2, \dots, D_{n-1}$ , where each obtainable from the previous by a sequence of determinant-preserving column operations and the first  $\ell$  columns of  $D_\ell$  are the first  $\ell$  columns of a Vandermonde matrix with scalars  $x_1, x_2, x_3, \dots, x_{n-1}$ . We could establish this claim by induction (Technique I [670]) on  $\ell$  if we were to expand the claim to specify the exact values of the final  $n - 1 - \ell$  columns as well. Since the claim is that matrices with certain properties exist, we will instead establish the claim by constructing the desired matrices one-by-one procedurally. The extension to an inductive proof should be clear, but not especially illuminating.

Set  $D_1 = D$  to begin, and note that the entries of the first column of  $D_1$  are, for  $1 \leq i \leq n - 1$ ,

$$[D_1]_{i1} = \sum_{k=0}^{1-1} x_i^{1-1-k} x_n^k = 1 = x_i^{1-1}$$

So the first column of  $D_1$  has the properties we desire. We will use this column of all 1's to remove the highest power of  $x_n$  from each of the remaining columns and so build  $D_2$ . Precisely, perform the  $n - 2$  column operations where column 1 is multiplied by  $x_n^{j-1}$  and subtracted from column  $j$ , for  $2 \leq j \leq n - 1$ . Call the result  $D_2$ , and examine its entries in columns 2 through  $n - 1$ . For  $1 \leq i \leq n - 1$ ,  $2 \leq j \leq n - 1$ ,

$$\begin{aligned} [D_2]_{ij} &= -x_n^{j-1} [D_1]_{i1} + [D_1]_{ij} \\ &= -x_n^{j-1}(1) + \sum_{k=0}^{j-1} x_i^{j-1-k} x_n^k \\ &= -x_n^{j-1} + x_i^{j-1-(j-1)} x_n^{j-1} + \sum_{k=0}^{j-2} x_i^{j-1-k} x_n^k \end{aligned}$$

$$= \sum_{k=0}^{j-2} x_i^{j-1-k} x_n^k$$

In particular, we examine column 2 of  $D_2$ . For  $1 \leq i \leq n-1$ ,

$$[D_2]_{i2} = \sum_{k=0}^{2-2} x_i^{2-1-k} x_n^k = x_i^1 = x_i^{2-1}$$

Now, form  $D_3$ . Perform the  $n-3$  column operations where column 2 of  $D_2$  is multiplied by  $x_n^{j-2}$  and subtracted from column  $j$ , for  $3 \leq j \leq n-1$ . The result is  $D_3$ , whose entries we now compute. For  $1 \leq i \leq n-1$ ,

$$\begin{aligned} [D_3]_{ij} &= -x_n^{j-2} [D_2]_{i2} + [D_2]_{ij} \\ &= -x_n^{j-2} x_i^1 + \sum_{k=0}^{j-2} x_i^{j-1-k} x_n^k \\ &= -x_n^{j-2} x_i^1 + x_i^{j-1-(j-2)} x_n^{j-2} + \sum_{k=0}^{j-3} x_i^{j-1-k} x_n^k \\ &= \sum_{k=0}^{j-3} x_i^{j-1-k} x_n^k \end{aligned}$$

Specifically, we examine column 3 of  $D_3$ . For  $1 \leq i \leq n-1$ ,

$$[D_3]_{i3} = \sum_{k=0}^{3-3} x_i^{3-1-k} x_n^k = x_i^2 = x_i^{3-1}$$

We could continue this procedure  $n-4$  more times, eventually totaling  $\frac{1}{2}(n^2 - 3n + 2)$  column operations, and arriving at  $D_{n-1}$ , the Vandermonde matrix of size  $n-1$  built from the scalars  $x_1, x_2, x_3, \dots, x_{n-1}$ . Informally, we chop off the last term of every sum, until a single term is left in a column, and it is of the right form for the Vandermonde matrix. This desired column is then used in the next iteration to chop off some more final terms for columns to the right. Now we can apply our induction hypothesis to the determinant of  $D_{n-1}$  and arrive at an expression for  $\det A$ ,

$$\begin{aligned} \det(A) &= \det(C) \\ &= \prod_{k=1}^{n-1} (x_n - x_k) \det(D) \\ &= \prod_{k=1}^{n-1} (x_n - x_k) \det(D_{n-1}) \\ &= \prod_{k=1}^{n-1} (x_n - x_k) \prod_{1 \leq i < j \leq n-1} (x_j - x_i) \\ &= \prod_{1 \leq i < j \leq n} (x_j - x_i) \end{aligned}$$

which is the desired result. ■

Before we had Theorem DVM [782] we could see that if two of the scalar values were equal, then the Vandermonde matrix would have two equal rows and hence be singular (Theorem DERC [374], Theorem SMZD [378]). But with this expression for the determinant, we can establish the converse.

**Theorem NVM****Nonsingular Vandermonde Matrix**

A Vandermonde matrix of size  $n$  with scalars  $x_1, x_2, x_3, \dots, x_n$  is nonsingular if and only if the scalars are all different.  $\square$

**Proof** Let  $A$  denote the Vandermonde matrix with scalars  $x_1, x_2, x_3, \dots, x_n$ . By Theorem SMZD [378],  $A$  is nonsingular if and only if the determinant of  $A$  is nonzero. The determinant is given by Theorem DVM [782], and this product is nonzero if and only if each term of the product is nonzero. This condition translates to  $x_i - x_j \neq 0$  whenever  $i \neq j$ . In other words, the matrix is nonsingular if and only if the scalars are all different.  $\blacksquare$

## Section PSM

### Positive Semi-definite Matrices

THIS SECTION IS A DRAFT, SUBJECT TO CHANGES  
NEEDS NUMERICAL EXAMPLES

Positive semi-definite matrices (and their cousins, positive definite matrices) are square matrices which in many ways behave like non-negative (respectively, positive) real numbers. Results given here are employed in the decompositions of Section SVD [802], Section SR [807] and Section PD [345].

#### Subsection PSM

##### Positive Semi-Definite Matrices

###### Definition PSM

###### Positive Semi-Definite Matrix

A square matrix  $A$  of size  $n$  is **positive semi-definite** if  $A$  is Hermitian and for all  $\mathbf{x} \in \mathbb{C}^n$ ,  $\langle A\mathbf{x}, \mathbf{x} \rangle \geq 0$ .  $\triangle$

For a definition of **positive definite** replace the inequality in the definition with a strict inequality, and exclude the zero vector from the vectors  $\mathbf{x}$  required to meet the condition. Similar variations allow definitions of **negative definite** and **negative semi-definite**. Our first theorem in this section gives us an easy way to build positive semi-definite matrices.

###### Theorem CPSM

###### Creating Positive Semi-Definite Matrices

Suppose that  $A$  is any  $m \times n$  matrix. Then the matrices  $A^*A$  and  $AA^*$  are positive semi-definite matrices.  $\square$

**Proof** We will give the proof for the first matrix, the proof for the second is entirely similar. First we check that  $A^*A$  is Hermitian,

$$\begin{aligned} (A^*A)^* &= A^*(A^*)^* && \text{Theorem MMAD [199]} \\ &= A^*A && \text{Theorem AA [185]} \end{aligned}$$

so by Definition HM [200], the matrix  $A^*A$  is Hermitian. Second, for any  $\mathbf{x} \in \mathbb{C}^n$ ,

$$\begin{aligned} \langle A^*A\mathbf{x}, \mathbf{x} \rangle &= \langle A\mathbf{x}, (A^*)^*\mathbf{x} \rangle && \text{Theorem AIP [200]} \\ &= \langle A\mathbf{x}, A\mathbf{x} \rangle && \text{Theorem AA [185]} \\ &\geq 0 && \text{Theorem PIP [168]} \end{aligned}$$

which is the second criteria in the definition of a positive semi-definite matrix (Definition PSM [786]).  $\blacksquare$

A statement very similar to the converse of this theorem is also true. Any positive semi-definite matrix can be realized as the product of a square matrix,  $B$ , with its adjoint,  $B^*$ . (See Exercise PSM.T20 [789] after studying this entire section.) The matrices  $A^*A$  and  $AA^*$  will be important later when we define singular values (Section SVD [802]).

Positive semi-definite matrices can also be characterized by their eigenvalues, without any mention of inner products. This next result further reinforces the notion that positive semi-definite matrices behave like non-negative real numbers.

**Theorem EPSM**
**Eigenvalues of Positive Semi-definite Matrices**

Suppose that  $A$  is a Hermitian matrix. Then  $A$  is positive semi-definite matrix if and only if whenever  $\lambda$  is an eigenvalue of  $A$ , then  $\lambda \geq 0$ .  $\square$

**Proof** Notice first that since we are considering only Hermitian matrices in this theorem, it is always possible to compare eigenvalues with the real number zero, since eigenvalues of Hermitian matrices are all real numbers (Theorem HMRE [414]). Let  $n$  denote the size of  $A$ .

( $\Rightarrow$ ) Let  $\mathbf{x} \neq 0$  be an eigenvector of  $A$  for  $\lambda$ . Then by Theorem PIP [168] we know  $\langle \mathbf{x}, \mathbf{x} \rangle \neq 0$ . So

$$\begin{aligned} \lambda &= \frac{1}{\langle \mathbf{x}, \mathbf{x} \rangle} \lambda \langle \mathbf{x}, \mathbf{x} \rangle && \text{Property MICN [657]} \\ &= \frac{1}{\langle \mathbf{x}, \mathbf{x} \rangle} \langle \lambda \mathbf{x}, \mathbf{x} \rangle && \text{Theorem IPSM [165]} \\ &= \frac{1}{\langle \mathbf{x}, \mathbf{x} \rangle} \langle A\mathbf{x}, \mathbf{x} \rangle && \text{Definition EEM [384]} \end{aligned}$$

By Theorem PIP [168],  $\langle \mathbf{x}, \mathbf{x} \rangle > 0$  and by Definition PSM [786] we have  $\langle A\mathbf{x}, \mathbf{x} \rangle \geq 0$ . With  $\lambda$  expressed as the product of these two quantities, we have  $\lambda \geq 0$ .

( $\Leftarrow$ ) Suppose now that  $\lambda_1, \lambda_2, \lambda_3, \dots, \lambda_n$  are the (not necessarily distinct) eigenvalues of the Hermitian matrix  $A$ , each of which is non-negative. Let  $B = \{\mathbf{x}_1, \mathbf{x}_2, \mathbf{x}_3, \dots, \mathbf{x}_n\}$  be a set of associated eigenvectors for these eigenvalues. Since a Hermitian matrix is normal (Definition HM [200], Definition NM [69]), Theorem OBNM [587] allows us to choose this set of eigenvectors to also be an orthonormal basis of  $\mathbb{C}^n$ . Choose any  $\mathbf{x} \in \mathbb{C}^n$  and let  $a_1, a_2, a_3, \dots, a_n$  be the scalars guaranteed by the spanning property of the basis  $B$  such that

$$\mathbf{x} = a_1\mathbf{x}_1 + a_2\mathbf{x}_2 + a_3\mathbf{x}_3 + \dots + a_n\mathbf{x}_n = \sum_{i=1}^n a_i\mathbf{x}_i$$

Since we have presumed  $A$  is Hermitian, we need only check the other defining property,

$$\begin{aligned} \langle A\mathbf{x}, \mathbf{x} \rangle &= \left\langle A \sum_{i=1}^n a_i\mathbf{x}_i, \sum_{j=1}^n a_j\mathbf{x}_j \right\rangle && \text{Definition TSVS [305]} \\ &= \left\langle \sum_{i=1}^n Aa_i\mathbf{x}_i, \sum_{j=1}^n a_j\mathbf{x}_j \right\rangle && \text{Theorem MMDAA [196]} \\ &= \left\langle \sum_{i=1}^n a_iA\mathbf{x}_i, \sum_{j=1}^n a_j\mathbf{x}_j \right\rangle && \text{Theorem MMSMM [197]} \\ &= \left\langle \sum_{i=1}^n a_i\lambda_i\mathbf{x}_i, \sum_{j=1}^n a_j\mathbf{x}_j \right\rangle && \text{Definition EEM [384]} \\ &= \sum_{i=1}^n \sum_{j=1}^n \langle a_i\lambda_i\mathbf{x}_i, a_j\mathbf{x}_j \rangle && \text{Theorem IPVA [165]} \\ &= \sum_{i=1}^n \sum_{j=1}^n a_i\lambda_i\bar{a}_j \langle \mathbf{x}_i, \mathbf{x}_j \rangle && \text{Theorem IPSM [165]} \\ &= \sum_{i=1}^n a_i\lambda_i\bar{a}_i \langle \mathbf{x}_i, \mathbf{x}_i \rangle + \sum_{i=1}^n \sum_{\substack{j=1 \\ j \neq i}}^n a_i\lambda_i\bar{a}_j \langle \mathbf{x}_i, \mathbf{x}_j \rangle && \text{Property CACN [656]} \\ &= \sum_{i=1}^n a_i\lambda_i\bar{a}_i(1) + \sum_{i=1}^n \sum_{\substack{j=1 \\ j \neq i}}^n a_i\lambda_i\bar{a}_j(0) && \text{Definition ONS [173]} \end{aligned}$$

$$\begin{aligned} &= \sum_{i=1}^n a_i \lambda_i \overline{a_i} \\ &= \sum_{i=1}^n \lambda_i |a_i|^2 \end{aligned}$$

Definition MCN [658]

With non-negative values for each eigenvalue  $\lambda_i$ ,  $1 \leq i \leq n$ , and each modulus squared, it should be clear that this sum is non-negative. Which is exactly what is required by Definition PSM [786] to establish that  $A$  is positive semi-definite. ■

As positive semi-definite matrices are defined to be Hermitian, they are then normal and subject to orthonormal diagonalization (Theorem OD [585]). Now consider the interpretation of orthonormal diagonalization as a rotation to principal axes, a stretch by a diagonal matrix and a rotation back (Subsection OD.OD [584]). For a positive semi-definite matrix, the diagonal matrix has diagonal entries that are the non-negative eigenvalues of the original positive semi-definite matrix. So the “stretching” along each axis is never a reflection.

**Subsection EXC****Exercises**

---

**T20** Suppose that  $A$  is a positive semi-definite matrix of size  $n$ . Prove that there is a square matrix  $B$  of size  $n$  such that  $A = BB^*$ .

Contributed by Robert Beezer



# Chapter MD

## Matrix Decompositions

---

This chapter is about breaking up a matrix  $A$  into pieces that somehow combine to recreate  $A$ . Usually the pieces are again matrices, and usually they are then combined via matrix multiplication (Definition MM [193]). In some cases, the decomposition will be valid for any matrix, but often we might need extra conditions on  $A$ , such as being square (Definition SQM [69]), nonsingular (Definition NM [69]) or diagonalizable (Definition DZM [422]) before we can guarantee the decomposition. If you are comfortable with topics like decomposing a solution vector into linear combinations (Subsection LC.VFSS [92]) or decomposing vector spaces into direct sums (Subsection PD.DS [350]), then we will be doing similar things in this chapter. If not, review these ideas and take another look at Technique DC [670] on decompositions.

We have studied one matrix decomposition already, so we will review that here in this introduction, both as a way of previewing the topic in a familiar setting, but also since it does not deserve another section all of its own.

A diagonalizable matrix (Definition DZM [422]) is defined to be a square matrix  $A$  such that there is an invertible matrix  $S$  and a diagonal matrix  $D$  where  $S^{-1}AS = D$ . We can re-write this as  $A = SDS^{-1}$ . Here we have a decomposition of  $A$  into three matrices,  $S$ ,  $D$  and  $S^{-1}$ , which recombine through matrix multiplication to recreate  $A$ . We also know that the diagonal entries of  $D$  are the eigenvalues of  $A$ . We cannot form this decomposition for just any matrix —  $A$  must be square and we know from Theorem DC [423] that a matrix of size  $n$  is diagonalizable if and only if there is a basis for  $\mathbb{C}^n$  composed entirely of eigenvectors of  $A$ , or by Theorem DMFE [425] we know that  $A$  is diagonalizable if and only if each eigenvalue of  $A$  has a geometric multiplicity equal to its algebraic multiplicity. Some authors prefer to call this an **eigen decomposition** of  $A$  rather than a **matrix diagonalization**.

Another decomposition, which is similar in flavor to matrix diagonalization, is orthonormal diagonalization (Theorem OD [585]). Here we require the matrix  $A$  to be normal and we get the decomposition  $A = UDU^*$ , where  $D$  is a diagonal matrix with the eigenvalues of  $A$  on the diagonal, and  $U$  is unitary. The hypothesis that  $A$  is normal guarantees the decomposition and we get the extra information that  $U$  is unitary.

Each section of this chapter features a different matrix decomposition, with the exception of Section PSM [786], which presents background information on positive semi-definite matrices required for singular value decompositions, square roots and polar decompositions.

### Section ROD

#### Rank One Decomposition

---

THIS SECTION IS A DRAFT, SUBJECT TO CHANGES

Our first decomposition applies only to diagonalizable (Definition DZM [422]) matrices, and yields a decomposition into a sum of very simple matrices.

**Theorem ROD****Rank One Decomposition**

Suppose that  $A$  is a diagonalizable matrix of size  $n$  and rank  $r$ . Then there are  $r$  square matrices  $A_1, A_2, A_3, \dots, A_r$ , each of size  $n$  and rank 1 such that

$$A = A_1 + A_2 + A_3 + \dots + A_r$$

Furthermore, if  $\lambda_1, \lambda_2, \lambda_3, \dots, \lambda_r$  are the nonzero eigenvalues of  $A$ , then there are two sets of  $r$  linearly independent vectors from  $\mathbb{C}^n$ ,

$$X = \{\mathbf{x}_1, \mathbf{x}_2, \mathbf{x}_3, \dots, \mathbf{x}_r\} \quad Y = \{\mathbf{y}_1, \mathbf{y}_2, \mathbf{y}_3, \dots, \mathbf{y}_r\}$$

such that  $A_k = \lambda_k \mathbf{x}_k \mathbf{y}_k^t$ ,  $1 \leq k \leq r$ . □

**Proof** The proof is constructive. Generally, we will diagonalize  $A$ , creating a nonsingular matrix  $S$  and a diagonal matrix  $D$ . Then we split up the diagonal matrix into a sum of matrices with a single nonzero entry (on the diagonal). This fundamentally creates the decomposition in the statement of the theorem, the remainder is just bookkeeping. The vectors in  $X$  and  $Y$  will result from the columns of  $S$  and the rows of  $S^{-1}$ .

Let  $\lambda_1, \lambda_2, \lambda_3, \dots, \lambda_n$  be the eigenvalues of  $A$  (repeated according to their algebraic multiplicity). If  $A$  has rank  $r$ , then  $\dim(\mathcal{N}(A)) = n - r$  (Theorem RPNC [339]). The null space of  $A$  is the eigenspace of the eigenvalue  $\lambda = 0$  (Theorem EMNS [392]), so it follows that the algebraic multiplicity of  $\lambda = 0$  is  $n - r$ ,  $\alpha_A(0) = n - r$ . Presume that the complete list of eigenvalues is ordered so that  $\lambda_k = 0$  for  $r + 1 \leq k \leq n$ .

Since  $A$  is hypothesized to be diagonalizable, there exists a diagonal matrix  $D$  and an invertible matrix  $S$ , such that  $D = S^{-1}AS$ . We can rearrange this equation to read,  $A = SDS^{-1}$ . Also, the proof of Theorem DC [423] says that the diagonal elements of  $D$  are the eigenvalues of  $A$  and we have the flexibility to assume they lie on the diagonal in the same order as we have specified above. Now, let  $X^* = \{\mathbf{x}_1, \mathbf{x}_2, \mathbf{x}_3, \dots, \mathbf{x}_n\}$  be the columns of  $S$ , and let  $Y^* = \{\mathbf{y}_1, \mathbf{y}_2, \mathbf{y}_3, \dots, \mathbf{y}_n\}$  be the rows of  $S^{-1}$  converted to column vectors. With little motivation other than the statement of the theorem, define size  $n$  matrices  $A_k$ ,  $1 \leq k \leq n$  by  $A_k = \lambda_k \mathbf{x}_k \mathbf{y}_k^t$ . Finally, let  $D_k$  be the size  $n$  matrix that is totally zero, other than having  $\lambda_k$  in row  $k$  and column  $k$ .

With everything in place, we compute entry-by-entry,

$$\begin{aligned} [A]_{ij} &= [SDS^{-1}]_{ij} && \text{Definition DZM [422]} \\ &= \left[ S \left( \sum_{k=1}^n D_k \right) S^{-1} \right]_{ij} && \text{Definition MA [178]} \\ &= \left[ S \left( \sum_{k=1}^n D_k S^{-1} \right) \right]_{ij} && \text{Theorem MMDAA [196]} \\ &= \left[ \sum_{k=1}^n S D_k S^{-1} \right]_{ij} && \text{Theorem MMDAA [196]} \\ &= \sum_{k=1}^n [S D_k S^{-1}]_{ij} && \text{Definition MA [178]} \\ &= \sum_{k=1}^n \sum_{\ell=1}^n [S D_k]_{i\ell} [S^{-1}]_{\ell j} && \text{Theorem EMP [194]} \\ &= \sum_{k=1}^n \sum_{\ell=1}^n \sum_{p=1}^n [S]_{ip} [D_k]_{p\ell} [S^{-1}]_{\ell j} && \text{Theorem EMP [194]} \\ &= \sum_{k=1}^n [S]_{ik} [D_k]_{kk} [S^{-1}]_{kj} && [D_k]_{p\ell} = 0 \text{ if } p \neq k, \text{ or } \ell \neq k \\ &= \sum_{k=1}^n [S]_{ik} \lambda_k [S^{-1}]_{kj} && [D_k]_{kk} = \lambda_k \end{aligned}$$

$$\begin{aligned}
&= \sum_{k=1}^n \lambda_k [S]_{ik} [S^{-1}]_{kj} && \text{Property CMCN [656]} \\
&= \sum_{k=1}^n \lambda_k [\mathbf{x}_k]_{i1} [\mathbf{y}_k^t]_{1j} && \text{Definition of } X^*, Y^* \\
&= \sum_{k=1}^n \lambda_k \sum_{q=1}^1 [\mathbf{x}_k]_{iq} [\mathbf{y}_k^t]_{qj} \\
&= \sum_{k=1}^n \lambda_k [\mathbf{x}_k \mathbf{y}_k^t]_{ij} && \text{Theorem EMP [194]} \\
&= \sum_{k=1}^n [\lambda_k \mathbf{x}_k \mathbf{y}_k^t]_{ij} && \text{Definition MSM [179]} \\
&= \sum_{k=1}^n [A_k]_{ij} && \text{Definition of } A_k \\
&= \left[ \sum_{k=1}^n A_k \right]_{ij} && \text{Definition MA [178]}
\end{aligned}$$

So by Definition ME [178] we have the desired equality of matrices. The careful reader will have noted that  $A_k = \mathcal{O}$ ,  $r+1 \leq k \leq n$ , since  $\lambda_k = 0$  in these instances. To get the sets  $X$  and  $Y$  from  $X^*$  and  $Y^*$ , simply discard the last  $n-r$  vectors. We can safely ignore (or remove)  $A_{r+1}, A_{r+2}, \dots, A_n$  from the summation just derived.

One last assertion to check. What is the rank of  $A_k$ ,  $1 \leq k \leq r$ ? Every row of  $A_k$  is a scalar multiple of  $\mathbf{y}_k^t$ , row  $k$  of the nonsingular matrix  $S^{-1}$  (Theorem MIMI [214]). As a row of a nonsingular matrix,  $\mathbf{y}_k^t$  cannot be all zeros. In particular, row  $i$  of  $A_k$  is obtained as a scalar multiple of  $\mathbf{y}_k^t$  by the scalar  $\alpha_k [\mathbf{x}_k]_i$ . We have restricted ourselves to the nonzero eigenvalues of  $A$ , and as  $S$  is nonsingular, some entry of  $\mathbf{x}_k$  is nonzero. This all implies that some row of  $A_k$  will be nonzero. Now consider row-reducing  $A_k$ . Swap the nonzero row up into row 1. Use scalar multiples of this row to zero out every other row. This leaves a single nonzero row in the reduced row-echelon form, so  $A_k$  has rank one. ■

We record two observations that was not stated in our theorem above. First, the vectors in  $X$ , chosen as columns of  $S$ , are eigenvectors of  $A$ . Second, the product of two vectors from  $X$  and  $Y$  in the opposite order, by which we mean  $\mathbf{y}_i^t \mathbf{x}_j$ , is the entry in row  $i$  and column  $j$  of the matrix product  $S^{-1}S = I_n$  (Theorem EMP [194]). In particular,

$$\mathbf{y}_i^t \mathbf{x}_j = \begin{cases} 1 & \text{if } i = j \\ 0 & \text{if } i \neq j \end{cases}$$

We give two computational examples. One small, one a bit bigger.

### Example ROD2

#### Rank one decomposition, size 2

Consider the  $2 \times 2$  matrix,

$$A = \begin{bmatrix} -16 & -6 \\ 45 & 17 \end{bmatrix}$$

By the techniques of Chapter E [384] we find the eigenvalues and eigenspaces,

$$\lambda_1 = 2 \quad \mathcal{E}_A(2) = \left\langle \left\{ \begin{bmatrix} -1 \\ 3 \end{bmatrix} \right\} \right\rangle \quad \lambda_2 = -1 \quad \mathcal{E}_A(-1) = \left\langle \left\{ \begin{bmatrix} -2 \\ 5 \end{bmatrix} \right\} \right\rangle$$

With  $n = 2$  distinct eigenvalues, Theorem DED [427] tells us that  $A$  is diagonalizable, and with no zero eigenvalues we see that  $A$  has full rank. Theorem DC [423] says we can construct the nonsingular matrix  $S$  with eigenvectors of  $A$  as columns, so we have

$$S = \begin{bmatrix} -1 & -2 \\ 3 & 5 \end{bmatrix} \qquad S^{-1} = \begin{bmatrix} 5 & 2 \\ -3 & -1 \end{bmatrix}$$

From these matrices we obtain the sets of vectors

$$X = \left\{ \begin{bmatrix} -1 \\ 3 \end{bmatrix}, \begin{bmatrix} -2 \\ 5 \end{bmatrix} \right\} \qquad Y = \left\{ \begin{bmatrix} 5 \\ 2 \end{bmatrix}, \begin{bmatrix} -3 \\ -1 \end{bmatrix} \right\}$$

And we have the matrices,

$$A_1 = 2 \begin{bmatrix} -1 \\ 3 \end{bmatrix} \begin{bmatrix} 5 \\ 2 \end{bmatrix}^t = 2 \begin{bmatrix} -5 & -2 \\ 15 & 6 \end{bmatrix} = \begin{bmatrix} -10 & -4 \\ 30 & 12 \end{bmatrix}$$

$$A_2 = (-1) \begin{bmatrix} -2 \\ 5 \end{bmatrix} \begin{bmatrix} -3 \\ -1 \end{bmatrix}^t = (-1) \begin{bmatrix} 6 & 2 \\ -15 & -5 \end{bmatrix} = \begin{bmatrix} -6 & -2 \\ 15 & 5 \end{bmatrix}$$

And you can easily verify that  $A = A_1 + A_2$ . ⊠

Here's a slightly larger example, and the matrix does not have full rank.

#### Example ROD4

##### Rank one decomposition, size 4

Consider the  $4 \times 4$  matrix,

$$B = \begin{bmatrix} 34 & 18 & -1 & -6 \\ -44 & -24 & -1 & 9 \\ 36 & 18 & -3 & -6 \\ 36 & 18 & -6 & -3 \end{bmatrix}$$

By the techniques of Chapter E [384] we find the eigenvalues and eigenvectors,

$$\lambda_1 = 3 \qquad \mathcal{E}_B(3) = \left\langle \left\{ \begin{bmatrix} 1 \\ -2 \\ 1 \\ -1 \end{bmatrix}, \begin{bmatrix} 1 \\ -1 \\ 1 \\ 2 \end{bmatrix} \right\} \right\rangle$$

$$\lambda_2 = -2 \qquad \mathcal{E}_B(-2) = \left\langle \left\{ \begin{bmatrix} -1 \\ 2 \\ 0 \\ 0 \end{bmatrix} \right\} \right\rangle$$

$$\lambda_3 = 0 \qquad \mathcal{E}_A(0) = \left\langle \left\{ \begin{bmatrix} 2 \\ -3 \\ 2 \\ 2 \end{bmatrix} \right\} \right\rangle$$

The algebraic and geometric multiplicities of each eigenvalue are equal, so Theorem DMFE [425] tells us that  $A$  is diagonalizable. With a single zero eigenvalue we see that  $A$  has rank  $4 - 1 = 3$ . Theorem DC [423] says we can construct the nonsingular matrix  $S$  with eigenvectors of  $A$  as columns, so we have

$$S = \begin{bmatrix} 1 & 1 & -1 & 2 \\ -2 & -1 & 2 & -3 \\ 1 & 1 & 0 & 2 \\ -1 & 2 & 0 & 2 \end{bmatrix} \qquad S^{-1} = \begin{bmatrix} 4 & 2 & 0 & -1 \\ 8 & 4 & -1 & -1 \\ -1 & 0 & 1 & 0 \\ -6 & -3 & 1 & 1 \end{bmatrix}$$

Since  $r = 3$ , we need only collect three vectors from each of these matrices,

$$X = \left\{ \begin{bmatrix} 1 \\ -2 \\ 1 \\ -1 \end{bmatrix}, \begin{bmatrix} 1 \\ -1 \\ 1 \\ 2 \end{bmatrix}, \begin{bmatrix} -1 \\ 2 \\ 0 \\ 0 \end{bmatrix} \right\} \quad Y = \left\{ \begin{bmatrix} 4 \\ 2 \\ 0 \\ -1 \end{bmatrix}, \begin{bmatrix} 8 \\ 4 \\ -1 \\ -1 \end{bmatrix}, \begin{bmatrix} -1 \\ 0 \\ 1 \\ 0 \end{bmatrix} \right\}$$

And we obtain the matrices,

$$\begin{aligned} B_1 &= 3 \begin{bmatrix} 1 \\ -2 \\ 1 \\ -1 \end{bmatrix} \begin{bmatrix} 4 \\ 2 \\ 0 \\ -1 \end{bmatrix}^t = 3 \begin{bmatrix} 4 & 2 & 0 & -1 \\ -8 & -4 & 0 & 2 \\ 4 & 2 & 0 & -1 \\ -4 & -2 & 0 & 1 \end{bmatrix} = \begin{bmatrix} 12 & 6 & 0 & -3 \\ -24 & -12 & 0 & 6 \\ 12 & 6 & 0 & -3 \\ -12 & -6 & 0 & 3 \end{bmatrix} \\ B_2 &= 3 \begin{bmatrix} 1 \\ -1 \\ 1 \\ 2 \end{bmatrix} \begin{bmatrix} 8 \\ 4 \\ -1 \\ -1 \end{bmatrix}^t = 3 \begin{bmatrix} 8 & 4 & -1 & -1 \\ -8 & -4 & 1 & 1 \\ 8 & 4 & -1 & -1 \\ 16 & 8 & -2 & -2 \end{bmatrix} = \begin{bmatrix} 24 & 12 & -3 & -3 \\ -24 & -12 & 3 & 3 \\ 24 & 12 & -3 & -3 \\ 48 & 24 & -6 & -6 \end{bmatrix} \\ B_3 &= (-2) \begin{bmatrix} -1 \\ 2 \\ 0 \\ 0 \end{bmatrix} \begin{bmatrix} -1 \\ 0 \\ 1 \\ 0 \end{bmatrix}^t = (-2) \begin{bmatrix} 1 & 0 & -1 & 0 \\ -2 & 0 & 2 & 0 \\ 0 & 0 & 0 & 0 \\ 0 & 0 & 0 & 0 \end{bmatrix} = \begin{bmatrix} -2 & 0 & 2 & 0 \\ 4 & 0 & -4 & 0 \\ 0 & 0 & 0 & 0 \\ 0 & 0 & 0 & 0 \end{bmatrix} \end{aligned}$$

Then we verify that

$$\begin{aligned} B &= B_1 + B_2 + B_3 \\ &= \begin{bmatrix} 12 & 6 & 0 & -3 \\ -24 & -12 & 0 & 6 \\ 12 & 6 & 0 & -3 \\ -12 & -6 & 0 & 3 \end{bmatrix} + \begin{bmatrix} 24 & 12 & -3 & -3 \\ -24 & -12 & 3 & 3 \\ 24 & 12 & -3 & -3 \\ 48 & 24 & -6 & -6 \end{bmatrix} + \begin{bmatrix} -2 & 0 & 2 & 0 \\ 4 & 0 & -4 & 0 \\ 0 & 0 & 0 & 0 \\ 0 & 0 & 0 & 0 \end{bmatrix} \\ &= \begin{bmatrix} 34 & 18 & -1 & -6 \\ -44 & -24 & -1 & 9 \\ 36 & 18 & -3 & -6 \\ 36 & 18 & -6 & -3 \end{bmatrix} \end{aligned}$$

☒

## Section TD

### Triangular Decomposition

THIS SECTION IS A DRAFT, SUBJECT TO CHANGES

Our next decomposition will break a square matrix into a product of two matrices, one lower triangular and the other upper triangular. So we will write  $A = LU$ , and hence many refer to this as **LU decomposition**. We will see that this decomposition is very easy to compute and that it has a direct application to solving systems of equations. Since this section is about triangular matrices you might want to review the definitions and a couple of basic theorems back in Subsection OD.TM [579].

### Subsection TD

#### Triangular Decomposition

With a slight condition on the nonsingularity of certain submatrices, we can split a matrix into a product of two triangular matrices.

#### Theorem TD

##### Triangular Decomposition

Suppose  $A$  is a square matrix of size  $n$ . Let  $A_k$  be the  $k \times k$  matrix formed from  $A$  by taking the first  $k$  rows and the first  $k$  columns. Suppose that  $A_k$  is nonsingular for all  $1 \leq k \leq n$ . Then there is a lower triangular matrix  $L$  with all of its diagonal entries equal to 1 and an upper triangular matrix  $U$  such that  $A = LU$ . Furthermore, this decomposition is unique.  $\square$

**Proof** We will row reduce  $A$  to a row-equivalent upper triangular matrix through a series of row operations, forming intermediate matrices  $A'_j$ ,  $1 \leq j \leq n$ , that denote the state of the conversion after working on column  $j$ . First, the lone entry of  $A_1$  is  $[A]_{11}$  and this scalar must be nonzero if  $A_1$  is nonsingular (Theorem SMZD [378]). We can use row operations Definition RO [25] of the form  $\alpha R_1 + R_k$ ,  $2 \leq k \leq n$ , where  $\alpha = -[A]_{1k} / [A]_{11}$  to place zeros in the first column below the diagonal. The first two rows and columns of  $A'_1$  are a  $2 \times 2$  upper triangular matrix whose determinant is equal to the determinant of  $A_2$ , since the matrices are row-equivalent through a sequence of row operations strictly of the third type (Theorem DRCMA [374]). As such the diagonal entries of this  $2 \times 2$  submatrix of  $A'_1$  are nonzero. We can employ this nonzero diagonal element with row operations of the form  $\alpha R_2 + R_k$ ,  $3 \leq k \leq n$  to place zeros below the diagonal in the second column. We can continue this process, column by column. The key observations are that our hypothesis on the nonsingularity of the  $A_k$  will guarantee a nonzero diagonal entry for each column when we need it, that the row operations employed are always of the third type using a multiple of a row to transform another row *with a greater row index*, and that the final result will be a nonsingular upper triangular matrix. This is the desired matrix  $U$ .

Each row operation described in the previous paragraph can be accomplished with matrix multiplication by the appropriate elementary matrix (Theorem EMDRO [361]). Since every row operation employed is adding a multiple of a row to a subsequent row these elementary matrices are of the form  $E_{j,k}(\alpha)$  with  $j < k$ . By Definition ELEM [360], these matrices are lower triangular with every diagonal entry equal to 1. We know that the product of two such matrices will again be lower triangular (Theorem PTMT [579]), but also, as you can also easily check using a proof with a style similar to one above, that the product maintains all 1's on the diagonal. Let  $E_1, E_2, E_3, \dots, E_m$  denote the elementary matrices for this sequence of row operations. Then

$$U = E_m E_{m-1} \dots E_3 E_2 E_1 A = L' A$$

where  $L'$  is the product of the elementary matrices, and we know  $L'$  is lower triangular with all 1's on the diagonal. Our desired matrix  $L$  is then  $L = (L')^{-1}$ . By Theorem ITMT [580],  $L$  is lower triangular with all 1's on the diagonal and  $A = LU$ , as desired.

The process just described is deterministic. That is, the proof is constructive, with no freedom for each of us to walk through it differently. But could there be other matrices with the same properties as  $L$  and  $U$  that give such a decomposition of  $A$ . In other words, is the decomposition unique (Technique U [669])? Suppose that we have two triangular decompositions,  $A = L_1U_1$  and  $A = L_2U_2$ . Since  $A$  is nonsingular, two applications of Theorem NPNT [220] imply that  $L_1, L_2, U_1, U_2$  are all nonsingular. We have

$$\begin{aligned}
 L_2^{-1}L_1 &= L_2^{-1}I_nL_1 && \text{Theorem MMIM [196]} \\
 &= L_2^{-1}AA^{-1}L_1 && \text{Definition MI [207]} \\
 &= L_2^{-1}L_2U_2(L_1U_1)^{-1}L_1 \\
 &= L_2^{-1}L_2U_2U_1^{-1}L_1^{-1}L_1 && \text{Theorem SS [213]} \\
 &= I_nU_2U_1^{-1}I_n && \text{Definition MI [207]} \\
 &= U_2U_1^{-1} && \text{Theorem MMIM [196]}
 \end{aligned}$$

Theorem ITMT [580] tells us that  $L_2^{-1}$  is lower triangular and has 1's as the diagonal entries. By Theorem PTMT [579], the product  $L_2^{-1}L_1$  is again lower triangular, and it is simple to check (as before) that the diagonal entries of the product are again all 1's. By the entirely similar process we can conclude that the product  $U_2U_1^{-1}$  is upper triangular. Because these two products are equal, their common value is a matrix that is both lower triangular *and* upper triangular, with all 1's on the diagonal. The only matrix meeting these three requirements is the identity matrix (Definition IM [70]). So, we have,

$$I_n = L_2^{-1}L_1 \Rightarrow L_2 = L_1 \qquad I_n = U_2U_1^{-1} \Rightarrow U_1 = U_2$$

which establishes the uniqueness of the decomposition. ■

Studying the proofs of some previous theorems will perhaps give you an idea for an approach to computing a triangular decomposition. In the proof of Theorem CINM [211] we augmented a nonsingular matrix with an identity matrix of the same size, and row-reduced until the original matrix became the identity matrix (as we knew in advance would happen, since we knew Theorem NMRRI [70]). Theorem PEEF [255] tells us about properties of extended echelon form, and in particular, that  $B = JA$ , where  $A$  is the matrix that begins on the left, and  $B$  is the reduced row-echelon form of  $A$ . The matrix  $J$  is the result on the right side of the augmented matrix, which is the result of applying the same row operations to the identity matrix. We should recognize now that  $J$  is just the product of the elementary matrices (Subsection DM.EM [360]) that perform these row operations. Theorem ITMT [580] used the extended echelon form to discern properties of the inverse of a triangular matrix. Theorem TD [795] proves the existence of a triangular decomposition by applying specific row operations, and tracking the relevant elementary row operations. It is not a great leap to combine these observations into a computational procedure.

To find the triangular decomposition of  $A$ , augment  $A$  with the identity matrix of the same size and call this new  $2n \times n$  matrix,  $M$ . Perform row operations on  $M$  that convert the first  $n$  columns to an upper triangular matrix. Do this using only row operations that add a scalar multiple of one row to another row *with higher index* (i.e. lower down). In this way, the last  $n$  columns of  $M$  will be converted into a lower triangular matrix with 1's on the diagonal (since  $M$  has 1's in these locations initially). We could think of this process as doing about half of the work required to compute the inverse of  $A$ . Take the first  $n$  columns of the row-equivalent version of  $M$  and call this matrix  $U$ . Take the final  $n$  columns of the row-equivalent version of  $M$  and call this matrix  $L'$ . Then by a proof employing elementary matrices, or a proof similar in spirit to the one used to prove Theorem PEEF [255], we arrive at a result similar to the second assertion of Theorem PEEF [255]. Namely,  $U = L'A$ . Multiplication on the left, by the inverse of  $L'$ , will give us a decomposition of  $A$  (which we know to be unique). Ready? Lets try it.

**Example TD4**

**Triangular decomposition, size 4**

In this example, we will illustrate the process for computing a triangular decomposition, as described

in the previous paragraphs. Consider the nonsingular square matrix  $A$  of size 4,

$$A = \begin{bmatrix} -2 & 6 & -8 & 7 \\ -4 & 16 & -14 & 15 \\ -6 & 22 & -23 & 26 \\ -6 & 26 & -18 & 17 \end{bmatrix}$$

We form  $M$  by augmenting  $A$  with the size 4 identity matrix  $I_4$ . We will perform the allowed operations, column by column, only reporting intermediate results as we finish converting each column. It is easy to determine exactly which row operations we perform, since the final four columns contain a record of each such operation. We will not verify our hypotheses about the nonsingularity of the  $A_k$ , since if we do not have these conditions, we will reach a stage where a diagonal entry is zero and we cannot create the row operations we need to zero out the bottom portion of the associated column. In other words, we can boldly proceed and the necessity of our hypotheses will become apparent.

$$\begin{aligned} M &= \begin{bmatrix} -2 & 6 & -8 & 7 & 1 & 0 & 0 & 0 \\ -4 & 16 & -14 & 15 & 0 & 1 & 0 & 0 \\ -6 & 22 & -23 & 26 & 0 & 0 & 1 & 0 \\ -6 & 26 & -18 & 17 & 0 & 0 & 0 & 1 \end{bmatrix} \\ &\rightarrow \begin{bmatrix} -2 & 6 & -8 & 7 & 1 & 0 & 0 & 0 \\ 0 & 4 & 2 & 1 & -2 & 1 & 0 & 0 \\ 0 & 4 & 1 & 5 & -3 & 0 & 1 & 0 \\ 0 & 8 & 6 & -4 & -3 & 0 & 0 & 1 \end{bmatrix} \\ &\rightarrow \begin{bmatrix} -2 & 6 & -8 & 7 & 1 & 0 & 0 & 0 \\ 0 & 4 & 2 & 1 & -2 & 1 & 0 & 0 \\ 0 & 0 & -1 & 4 & -1 & -1 & 1 & 0 \\ 0 & 0 & 2 & -6 & 1 & -2 & 0 & 1 \end{bmatrix} \\ &\rightarrow \begin{bmatrix} -2 & 6 & -8 & 7 & 1 & 0 & 0 & 0 \\ 0 & 4 & 2 & 1 & -2 & 1 & 0 & 0 \\ 0 & 0 & -1 & 4 & -1 & -1 & 1 & 0 \\ 0 & 0 & 0 & 2 & -1 & -4 & 2 & 1 \end{bmatrix} \end{aligned}$$

So at this point, we have  $U$  and  $L'$ ,

$$U = \begin{bmatrix} -2 & 6 & -8 & 7 \\ 0 & 4 & 2 & 1 \\ 0 & 0 & -1 & 4 \\ 0 & 0 & 0 & 2 \end{bmatrix} \qquad L' = \begin{bmatrix} 1 & 0 & 0 & 0 \\ -2 & 1 & 0 & 0 \\ -1 & -1 & 1 & 0 \\ -1 & -4 & 2 & 1 \end{bmatrix}$$

Then by whatever procedure we like (such as Theorem CINM [211]), we find

$$L = (L')^{-1} = \begin{bmatrix} 1 & 0 & 0 & 0 \\ 2 & 1 & 0 & 0 \\ 3 & 1 & 1 & 0 \\ 3 & 2 & -2 & 1 \end{bmatrix}$$

It is instructive to verify that indeed  $LU = A$ . □

## Subsection TDSSE Triangular Decomposition and Solving Systems of Equations

In this section we give an explanation of why you might be interested in a triangular decomposition for a matrix. Many of the computational problems in linear algebra revolve around solving large



systems of equations, or nearly equivalently, finding inverses of large matrices. Suppose we have a system of equations with coefficient matrix  $A$  and vector of constants  $\mathbf{b}$ , and suppose further that  $A$  has the triangular decomposition  $A = LU$ .

Let  $\mathbf{y}$  be the solution to the linear system  $\mathcal{LS}(L, \mathbf{b})$ , so that by Theorem SLEMM [191], we have  $L\mathbf{y} = \mathbf{b}$ . Notice that since  $L$  is nonsingular, this solution is unique, and the form of  $L$  makes it trivial to solve the system. The first component of  $\mathbf{y}$  is determined easily, and we can continue on through determining the components of  $\mathbf{y}$ , without even ever dividing. Now, with  $\mathbf{y}$  in hand, consider the linear system,  $\mathcal{LS}(U, \mathbf{y})$ . Let  $\mathbf{x}$  be the unique solution to this system, so by Theorem SLEMM [191] we have  $U\mathbf{x} = \mathbf{y}$ . Notice that a system of equations with  $U$  as a coefficient matrix is also straightforward to solve, though we will compute the bottom entries of  $\mathbf{x}$  first, and we will need to divide. The upshot of all this is that  $\mathbf{x}$  is a solution to  $\mathcal{LS}(A, \mathbf{b})$ , as we now show,

$$A\mathbf{x} = LU\mathbf{x} = L(U\mathbf{x}) = L\mathbf{y} = \mathbf{b}$$

An application of Theorem SLEMM [191] demonstrates that  $\mathbf{x}$  is a solution to  $\mathcal{LS}(A, \mathbf{b})$ .

### Example TDSSE

#### Triangular decomposition solves a system of equations

Here we illustrate the previous discussion, recycling the decomposition found previously in Example TD4 [796]. Consider the linear system  $\mathcal{LS}(A, \mathbf{b})$  with

$$A = \begin{bmatrix} -2 & 6 & -8 & 7 \\ -4 & 16 & -14 & 15 \\ -6 & 22 & -23 & 26 \\ -6 & 26 & -18 & 17 \end{bmatrix} \quad \mathbf{b} = \begin{bmatrix} -10 \\ -2 \\ -1 \\ -8 \end{bmatrix}$$

First we solve the system  $\mathcal{LS}(L, \mathbf{b})$  (see Example TD4 [796] for  $L$ ),

$$\begin{aligned} y_1 &= -10 \\ 2y_1 + y_2 &= -2 \\ 3y_1 + y_2 + y_3 &= -1 \\ 3y_1 + 2y_2 - 2y_3 + y_4 &= -8 \end{aligned}$$

Then

$$\begin{aligned} y_1 &= -10 \\ y_2 &= -2 - 2y_1 = -2 - 2(-10) = 18 \\ y_3 &= -1 - 3y_1 - y_2 = -1 - 3(-10) - 18 = 11 \\ y_4 &= -8 - 3y_1 - 2y_2 + 2y_3 = -8 - 3(-10) - 2(18) + 2(11) = 8 \end{aligned}$$

so

$$\mathbf{y} = \begin{bmatrix} -10 \\ 18 \\ 11 \\ 8 \end{bmatrix}$$

Then we solve the system  $\mathcal{LS}(U, \mathbf{y})$  (see Example TD4 [796] for  $U$ ),

$$\begin{aligned} -2x_1 + 6x_2 - 8x_3 + 7x_4 &= -10 \\ 4x_2 + 2x_3 + x_4 &= 18 \\ -x_3 + 4x_4 &= 11 \\ 2x_4 &= 8 \end{aligned}$$

Then

$$x_4 = 8/2 = 4$$

$$\begin{aligned}
 x_3 &= (11 - 4x_4) / (-1) = (11 - 4(4)) / (-1) = 5 \\
 x_2 &= (18 - 2x_3 - x_4) / 4 = (18 - 2(5) - 4) / 4 = 1 \\
 x_1 &= (-10 - 6x_2 + 8x_3 - 7x_4) / (-2) = (-10 - 6(1) + 8(5) - 7(4)) / (-2) = 2
 \end{aligned}$$

And so

$$\mathbf{x} = \begin{bmatrix} 4 \\ 5 \\ 1 \\ 2 \end{bmatrix}$$

is the solution to  $\mathcal{LS}(U, \mathbf{y})$  and consequently is the unique solution to  $\mathcal{LS}(A, \mathbf{b})$ , as you can easily verify.  $\square$

## Subsection CTD Computing Triangular Decompositions

It would be a simple matter to adjust the algorithm for converting a matrix to reduced row-echelon form and obtain an algorithm to compute the triangular decomposition of the matrix, along the lines of Example TD4 [796] and the discussion preceding this example. However, it is possible to obtain relatively simple formulas for the entries of the decomposition, and if computed in the proper order, an implementation will be straightforward. We will state the result as a theorem and then give an example of its use.

### Theorem TDEE

#### Triangular Decomposition, Entry by Entry

Suppose that  $A$  is a square matrix of size  $n$  with a triangular decomposition  $A = LU$ , where  $L$  is lower triangular with diagonal entries all equal to 1, and  $U$  is upper triangular. Then

$$\begin{aligned}
 [U]_{ij} &= [A]_{ij} - \sum_{k=1}^{i-1} [L]_{ik} [U]_{kj} & 1 \leq i \leq j \leq n \\
 [L]_{ij} &= \frac{1}{[U]_{jj}} \left( [A]_{ij} - \sum_{k=1}^{j-1} [L]_{ik} [U]_{kj} \right) & 1 \leq j < i \leq n
 \end{aligned}$$

$\square$

**Proof** Consider a single scalar product of an entry of  $L$  with an entry of  $U$  of the form  $[L]_{ik} [U]_{kj}$ . By Definition LTM [579], if  $k > i$  then  $[L]_{ik} = 0$ , while Definition UTM [579], says that if  $k > j$  then  $[U]_{kj} = 0$ . So we can combine these two facts to assert that if  $k > \min(i, j)$ ,  $[L]_{ik} [U]_{kj} = 0$  since at least one term of the product will be zero. Employing this observation,

$$\begin{aligned}
 [A]_{ij} &= \sum_{k=1}^n [L]_{ik} [U]_{kj} & \text{Theorem EMP [194]} \\
 &= \sum_{k=1}^{\min(i, j)} [L]_{ik} [U]_{kj}
 \end{aligned}$$

Now, assume that  $1 \leq i \leq j \leq n$ ,

$$\begin{aligned}
 [U]_{ij} &= [A]_{ij} - [A]_{ij} + [U]_{ij} \\
 &= [A]_{ij} - \sum_{k=1}^{\min(i, j)} [L]_{ik} [U]_{kj} + [U]_{ij}
 \end{aligned}$$

$$\begin{aligned}
 &= [A]_{ij} - \sum_{k=1}^i [L]_{ik} [U]_{kj} + [U]_{ij} \\
 &= [A]_{ij} - \sum_{k=1}^{i-1} [L]_{ik} [U]_{kj} - [L]_{ii} [U]_{ij} + [U]_{ij} \\
 &= [A]_{ij} - \sum_{k=1}^{i-1} [L]_{ik} [U]_{kj} - [U]_{ij} + [U]_{ij} \\
 &= [A]_{ij} - \sum_{k=1}^{i-1} [L]_{ik} [U]_{kj}
 \end{aligned}$$

And for  $1 \leq j < i \leq n$ ,

$$\begin{aligned}
 [L]_{ij} &= \frac{1}{[U]_{jj}} \left( [L]_{ij} [U]_{jj} \right) \\
 &= \frac{1}{[U]_{jj}} \left( [A]_{ij} - [A]_{ij} + [L]_{ij} [U]_{jj} \right) \\
 &= \frac{1}{[U]_{jj}} \left( [A]_{ij} - \sum_{k=1}^{\min(i,j)} [L]_{ik} [U]_{kj} + [L]_{ij} [U]_{jj} \right) \\
 &= \frac{1}{[U]_{jj}} \left( [A]_{ij} - \sum_{k=1}^j [L]_{ik} [U]_{kj} + [L]_{ij} [U]_{jj} \right) \\
 &= \frac{1}{[U]_{jj}} \left( [A]_{ij} - \sum_{k=1}^{j-1} [L]_{ik} [U]_{kj} - [L]_{ij} [U]_{jj} + [L]_{ij} [U]_{jj} \right) \\
 &= \frac{1}{[U]_{jj}} \left( [A]_{ij} - \sum_{k=1}^{j-1} [L]_{ik} [U]_{kj} \right)
 \end{aligned}$$

■

At first glance, these formulas may look exceedingly complex. Upon closer examination, it looks even worse. We have expressions for entries of  $U$  that depend on other entries of  $U$  and also on entries of  $L$ . But then the formula for entries of  $L$  depend on entries from  $L$  and entries from  $U$ . Do these formula have circular dependencies? Or perhaps equivalently, how do we get started? The key is to be organized about the computations and employ these two (similar) formulas in a specific order. First compute the first row of  $L$ , followed by the first column of  $U$ . Then the second row of  $L$ , followed by the second column of  $U$ . And so on. In this way, all of the values required for each new entry will have already been computed previously.

Of course, the formula for entries of  $L$  require division by diagonal entries of  $U$ . These entries might be zero, but in this case  $A$  is nonsingular and does not have a triangular decomposition. So we need not check the hypothesis carefully and can launch into the arithmetic dictated by the formulas, confident that we will be reminded when a decomposition is not possible. Note that these formula give us all of the values that we need for the decomposition, since we require that  $L$  has 1's on the diagonal. If we replace the 1's on the diagonal of  $L$  by zeros, and add the matrix  $U$ , we get an  $n \times n$  matrix containing all the information we need to resurrect the triangular decomposition. This is mostly a notational convenience, but it is a frequent way of presenting the information. We'll employ it in the next example.

### Example TDEE6

#### Triangular decomposition, entry by entry, size 6

We illustrate the application of the formulas in Theorem TDEE [799] for the  $6 \times 6$  matrix  $A$ .

$$A = \begin{bmatrix} 3 & 3 & -3 & -2 & -1 & 0 \\ -6 & -4 & 5 & 2 & 4 & 2 \\ 9 & 9 & -7 & -7 & 0 & 1 \\ -6 & -10 & 8 & 10 & -1 & -7 \\ 6 & 4 & -9 & -2 & -10 & 1 \\ 9 & 3 & -12 & -3 & -21 & -2 \end{bmatrix}$$

Using the notational convenience of packaging the two triangular matrices into one matrix, and using the ordering of the computations mentioned above, we display the results after computing a single row and column of each of the two triangular matrices.

$$\begin{array}{cc} \begin{bmatrix} 3 & 3 & -3 & -2 & -1 & 0 \\ -2 & & & & & \\ 3 & & & & & \\ -2 & & & & & \\ 2 & & & & & \\ 3 & & & & & \end{bmatrix} & \begin{bmatrix} 3 & 3 & -3 & -2 & -1 & 0 \\ -2 & 2 & -1 & -2 & 2 & 2 \\ 3 & 0 & & & & \\ -2 & -2 & & & & \\ 2 & -1 & & & & \\ 3 & -3 & & & & \end{bmatrix} \\ \begin{bmatrix} 3 & 3 & -3 & -2 & -1 & 0 \\ -2 & 2 & -1 & -2 & 2 & 2 \\ 3 & 0 & 2 & -1 & 3 & 1 \\ -2 & -2 & 0 & & & \\ 2 & -1 & -2 & & & \\ 3 & -3 & -3 & & & \end{bmatrix} & \begin{bmatrix} 3 & 3 & -3 & -2 & -1 & 0 \\ -2 & 2 & -1 & -2 & 2 & 2 \\ 3 & 0 & 2 & -1 & 3 & 1 \\ -2 & -2 & 0 & 2 & 1 & -3 \\ 2 & -1 & -2 & -1 & & \\ 3 & -3 & -3 & -3 & & \end{bmatrix} \\ \begin{bmatrix} 3 & 3 & -3 & -2 & -1 & 0 \\ -2 & 2 & -1 & -2 & 2 & 2 \\ 3 & 0 & 2 & -1 & 3 & 1 \\ -2 & -2 & 0 & 2 & 1 & -3 \\ 2 & -1 & -2 & -1 & 1 & 2 \\ 3 & -3 & -3 & -3 & 0 & \end{bmatrix} & \begin{bmatrix} 3 & 3 & -3 & -2 & -1 & 0 \\ -2 & 2 & -1 & -2 & 2 & 2 \\ 3 & 0 & 2 & -1 & 3 & 1 \\ -2 & -2 & 0 & 2 & 1 & -3 \\ 2 & -1 & -2 & -1 & 1 & 2 \\ 3 & -3 & -3 & -3 & 0 & -2 \end{bmatrix} \end{array}$$

Splitting out the pieces of this matrix, we have the decomposition,

$$L = \begin{bmatrix} 1 & 0 & 0 & 0 & 0 & 0 \\ -2 & 1 & 0 & 0 & 0 & 0 \\ 3 & 0 & 1 & 0 & 0 & 0 \\ -2 & -2 & 0 & 1 & 0 & 0 \\ 2 & -1 & -2 & -1 & 1 & 0 \\ 3 & -3 & -3 & -3 & 0 & 1 \end{bmatrix} \quad U = \begin{bmatrix} 3 & 3 & -3 & -2 & -1 & 0 \\ 0 & 2 & -1 & -2 & 2 & 2 \\ 0 & 0 & 2 & -1 & 3 & 1 \\ 0 & 0 & 0 & 2 & 1 & -3 \\ 0 & 0 & 0 & 0 & 1 & 2 \\ 0 & 0 & 0 & 0 & 0 & -2 \end{bmatrix}$$

⊠

The hypotheses of Theorem TD [795] can be weakened slightly to include matrices where not every  $A_k$  is nonsingular. This introduces a rearrangement of the rows and columns of  $A$  to force as many as possible of the smaller submatrices to be nonsingular. Then permutation matrices also enter into the decomposition. We will not present the details here, but instead suggest consulting a more advanced text on matrix analysis.

## Section SVD

### Singular Value Decomposition

THIS SECTION IS A DRAFT, SUBJECT TO CHANGES  
NEEDS NUMERICAL EXAMPLES

The singular value decomposition is one of the more useful ways to represent any matrix, even rectangular ones. We can also view the singular values of a (rectangular) matrix as analogues of the eigenvalues of a square matrix. Our definitions and theorems in this section rely heavily on the properties of the matrix-adjoint products ( $A^*A$  and  $AA^*$ ), which we first met in Theorem CPSM [786]. We start by examining some of the basic properties of these two matrices. Now would be a good time to review the basic facts about positive semi-definite matrices in Section PSM [786].

#### Subsection MAP

#### Matrix-Adjoint Product

#### Theorem EEMAP

#### Eigenvalues and Eigenvectors of Matrix-Adjoint Product

Suppose that  $A$  is an  $m \times n$  matrix and  $A^*A$  has rank  $r$ . Let  $\lambda_1, \lambda_2, \lambda_3, \dots, \lambda_p$  be the nonzero distinct eigenvalues of  $A^*A$  and let  $\rho_1, \rho_2, \rho_3, \dots, \rho_q$  be the nonzero distinct eigenvalues of  $AA^*$ . Then,

1.  $p = q$ .
2. The distinct nonzero eigenvalues can be ordered such that  $\lambda_i = \rho_i$ ,  $1 \leq i \leq p$ .
3. Properly ordered,  $\alpha_{A^*A}(\lambda_i) = \alpha_{AA^*}(\rho_i)$ ,  $1 \leq i \leq p$ .
4. The rank of  $A^*A$  is equal to the rank of  $AA^*$ .
5. There is an orthonormal basis,  $\{\mathbf{x}_1, \mathbf{x}_2, \mathbf{x}_3, \dots, \mathbf{x}_n\}$  of  $\mathbb{C}^n$  composed of eigenvectors of  $A^*A$  and an orthonormal basis,  $\{\mathbf{y}_1, \mathbf{y}_2, \mathbf{y}_3, \dots, \mathbf{y}_m\}$  of  $\mathbb{C}^m$  composed of eigenvectors of  $AA^*$  with the following properties. Order the eigenvectors so that  $\mathbf{x}_i$ ,  $r+1 \leq i \leq n$  are the eigenvectors of  $A^*A$  for the zero eigenvalue. Let  $\delta_i$ ,  $1 \leq i \leq r$  denote the nonzero eigenvalues of  $A^*A$ . Then  $A\mathbf{x}_i = \sqrt{\delta_i}\mathbf{y}_i$ ,  $1 \leq i \leq r$  and  $A\mathbf{x}_i = \mathbf{0}$ ,  $r+1 \leq i \leq n$ . Finally,  $\mathbf{y}_i$ ,  $r+1 \leq i \leq m$ , are eigenvectors of  $AA^*$  for the zero eigenvalue.

□

**Proof** Suppose that  $\mathbf{x} \in \mathbb{C}^n$  is any eigenvector of  $A^*A$  for a nonzero eigenvalue  $\lambda$ . We will show that  $A\mathbf{x}$  is an eigenvector of  $AA^*$  for the same eigenvalue,  $\lambda$ . First, we ascertain that  $A\mathbf{x}$  is not the zero vector.

$$\begin{aligned}
 \langle A\mathbf{x}, A\mathbf{x} \rangle &= \langle A\mathbf{x}, (A^*)^* \mathbf{x} \rangle && \text{Theorem AA [185]} \\
 &= \langle A^*A\mathbf{x}, \mathbf{x} \rangle && \text{Theorem AIP [200]} \\
 &= \langle \lambda\mathbf{x}, \mathbf{x} \rangle && \text{Definition EEM [384]} \\
 &= \lambda \langle \mathbf{x}, \mathbf{x} \rangle && \text{Theorem IPSM [165]}
 \end{aligned}$$

Since  $\mathbf{x}$  is an eigenvector,  $\mathbf{x} \neq \mathbf{0}$ , and by Theorem PIP [168],  $\langle \mathbf{x}, \mathbf{x} \rangle \neq 0$ . As  $\lambda$  was assumed to be nonzero, we see that  $\langle A\mathbf{x}, A\mathbf{x} \rangle \neq 0$ . Again, Theorem PIP [168] tells us that  $A\mathbf{x} \neq \mathbf{0}$ .

Much of the sequel turns on the following simple computation. If you ever wonder what all the fuss is about adjoints, Hermitian matrices, square roots, and singular values, return to this brief computation, as it holds the key. There is much more to do in this proof, but after this it is mostly

bookkeeping. Here we go. We check that  $A\mathbf{x}$  functions as an eigenvector of  $AA^*$  for the eigenvalue  $\lambda$ ,

$$\begin{aligned} (AA^*)A\mathbf{x} &= A(A^*A)\mathbf{x} && \text{Theorem MMA [197]} \\ &= A\lambda\mathbf{x} && \text{Definition EEM [384]} \\ &= \lambda(A\mathbf{x}) && \text{Theorem MMSMM [197]} \end{aligned}$$

That's it. If  $\mathbf{x}$  is an eigenvector of  $A^*A$  (for a *nonzero* eigenvalue), then  $A\mathbf{x}$  is an eigenvector for  $AA^*$  for the same eigenvalue. Let's see what this buys us.

$A^*A$  and  $AA^*$  are Hermitian matrices (Definition HM [200]), and hence are normal (Definition NRML [584]). This provides the existence of orthonormal bases of eigenvectors for each matrix by Theorem OBNM [587]. Also, since each matrix is diagonalizable (Definition DZM [422]) by Theorem OD [585] we can interchange algebraic and geometric multiplicities by Theorem DMFE [425].

Our first step is to establish that an eigenvalue  $\lambda$  has the same geometric multiplicity for both  $A^*A$  and  $AA^*$ . Suppose  $\{\mathbf{x}_1, \mathbf{x}_2, \mathbf{x}_3, \dots, \mathbf{x}_s\}$  is an orthonormal basis of eigenvectors of  $A^*A$  for the eigenspace  $\mathcal{E}_{A^*A}(\lambda)$ . Then for  $1 \leq i < j \leq s$ , note

$$\begin{aligned} \langle A\mathbf{x}_i, A\mathbf{x}_j \rangle &= \langle A\mathbf{x}_i, (A^*)^* \mathbf{x}_j \rangle && \text{Theorem AA [185]} \\ &= \langle A^*A\mathbf{x}_i, \mathbf{x}_j \rangle && \text{Theorem AIP [200]} \\ &= \langle \lambda\mathbf{x}_i, \mathbf{x}_j \rangle && \text{Definition EEM [384]} \\ &= \lambda \langle \mathbf{x}_i, \mathbf{x}_j \rangle && \text{Theorem IPSM [165]} \\ &= \lambda(0) && \text{Definition ONS [173]} \\ &= 0 && \text{Property ZCN [656]} \end{aligned}$$

Then the set  $E = \{A\mathbf{x}_1, A\mathbf{x}_2, A\mathbf{x}_3, \dots, A\mathbf{x}_s\}$  is an orthogonal set of nonzero eigenvectors of  $AA^*$  for the eigenvalue  $\lambda$ . By Theorem OSLI [170], the set  $E$  is linearly independent and so the geometric multiplicity of  $\lambda$  as an eigenvalue of  $AA^*$  is  $s$  or greater. We have

$$\alpha_{A^*A}(\lambda) = \gamma_{A^*A}(\lambda) \leq \gamma_{AA^*}(\lambda) = \alpha_{AA^*}(\lambda)$$

This inequality applies to any matrix, so long as the eigenvalue is nonzero. We now apply it to the matrix  $A^*$ ,

$$\alpha_{AA^*}(\lambda) = \alpha_{(A^*)^*A^*}(\lambda) \leq \alpha_{A^*(A^*)^*}(\lambda) = \alpha_{A^*A}(\lambda)$$

So for a nonzero eigenvalue, its algebraic multiplicities as an eigenvalue of  $A^*A$  and  $AA^*$  are equal. This is enough to establish that  $p = q$  and the eigenvalues can be ordered such that  $\lambda_i = \rho_i$  for  $1 \leq i \leq p$ .

For any matrix  $B$ , the null space is identical to the eigenspace of the zero eigenvalue,  $\mathcal{N}(B) = \mathcal{E}_B(0)$ , and thus the nullity of the matrix is equal to the geometric multiplicity of the zero eigenvalue. With this, we can examine the ranks of  $A^*A$  and  $AA^*$ .

$$\begin{aligned} r(A^*A) &= n - n(A^*A) && \text{Theorem RPNC [339]} \\ &= \left( \alpha_{A^*A}(0) + \sum_{i=1}^p \alpha_{A^*A}(\lambda_i) \right) - n(A^*A) && \text{Theorem NEM [411]} \\ &= \left( \alpha_{A^*A}(0) + \sum_{i=1}^p \alpha_{A^*A}(\lambda_i) \right) - \gamma_{A^*A}(0) && \text{Definition GME [394]} \\ &= \left( \alpha_{A^*A}(0) + \sum_{i=1}^p \alpha_{A^*A}(\lambda_i) \right) - \alpha_{A^*A}(0) && \text{Theorem DMFE [425]} \\ &= \sum_{i=1}^p \alpha_{A^*A}(\lambda_i) \end{aligned}$$

$$\begin{aligned}
 &= \sum_{i=1}^p \alpha_{AA^*}(\lambda_i) \\
 &= \left( \alpha_{AA^*}(0) + \sum_{i=1}^p \alpha_{AA^*}(\lambda_i) \right) - \alpha_{AA^*}(0) \\
 &= \left( \alpha_{AA^*}(0) + \sum_{i=1}^p \alpha_{AA^*}(\lambda_i) \right) - \gamma_{AA^*}(0) && \text{Theorem DMFE [425]} \\
 &= \left( \alpha_{AA^*}(0) + \sum_{i=1}^p \alpha_{AA^*}(\lambda_i) \right) - n(AA^*) && \text{Definition GME [394]} \\
 &= m - n(AA^*) && \text{Theorem NEM [411]} \\
 &= r(AA^*) && \text{Theorem RPNC [339]}
 \end{aligned}$$

When  $A$  is rectangular, the square matrices  $A^*A$  and  $AA^*$  have different sizes. With equal algebraic and geometric multiplicities for their common nonzero eigenvalues, the difference in their sizes is manifest in different algebraic multiplicities for the zero eigenvalue and different nullities. Specifically,

$$n(A^*A) = n - r \qquad n(AA^*) = m - r$$

Suppose that  $\mathbf{x}_1, \mathbf{x}_2, \mathbf{x}_3, \dots, \mathbf{x}_n$  is an orthonormal basis of  $\mathbb{C}^n$  composed of eigenvectors of  $A^*A$  and ordered so that  $\mathbf{x}_i, r+1 \leq i \leq n$  are eigenvectors of  $AA^*$  for the zero eigenvalue. Denote the associated nonzero eigenvalues of  $A^*A$  for these eigenvectors by  $\delta_i, 1 \leq i \leq r$ . Then define

$$\mathbf{y}_i = \frac{1}{\sqrt{\delta_i}} A \mathbf{x}_i \qquad 1 \leq i \leq r$$

Let  $\mathbf{y}_{r+1}, \mathbf{y}_{r+2}, \mathbf{y}_{r+3}, \dots, \mathbf{y}_m$  be an orthonormal basis for the eigenspace  $\mathcal{E}_{AA^*}(0)$ , whose existence is guaranteed by Theorem GSP [171]. As scalar multiples of demonstrated eigenvectors of  $AA^*$ ,  $\mathbf{y}_i, 1 \leq i \leq r$  are also eigenvectors of  $AA^*$ , and  $\mathbf{y}_i, r+1 \leq i \leq m$  have been chosen as eigenvectors of  $AA^*$ . These eigenvectors also have norm 1, as we now show. For  $1 \leq i \leq r$ ,

$$\begin{aligned}
 \|\mathbf{y}_i\| &= \left\| \frac{1}{\sqrt{\delta_i}} A \mathbf{x}_i \right\| \\
 &= \sqrt{\left\langle \frac{1}{\sqrt{\delta_i}} A \mathbf{x}_i, \frac{1}{\sqrt{\delta_i}} A \mathbf{x}_i \right\rangle} && \text{Theorem IPN [167]} \\
 &= \sqrt{\frac{1}{\sqrt{\delta_i}} \frac{1}{\sqrt{\delta_i}} \langle A \mathbf{x}_i, A \mathbf{x}_i \rangle} && \text{Theorem IPSM [165]} \\
 &= \sqrt{\frac{1}{\sqrt{\delta_i}} \frac{1}{\sqrt{\delta_i}} \langle A \mathbf{x}_i, A \mathbf{x}_i \rangle} && \text{Theorem HMRE [414]} \\
 &= \frac{1}{\sqrt{\delta_i}} \sqrt{\langle A \mathbf{x}_i, A \mathbf{x}_i \rangle} \\
 &= \frac{1}{\sqrt{\delta_i}} \sqrt{\langle A \mathbf{x}_i, (A^*)^* \mathbf{x}_i \rangle} && \text{Theorem AA [185]} \\
 &= \frac{1}{\sqrt{\delta_i}} \sqrt{\langle A^* A \mathbf{x}_i, \mathbf{x}_i \rangle} && \text{Theorem AIP [200]} \\
 &= \frac{1}{\sqrt{\delta_i}} \sqrt{\langle \delta_i \mathbf{x}_i, \mathbf{x}_i \rangle} && \text{Definition EEM [384]} \\
 &= \frac{1}{\sqrt{\delta_i}} \sqrt{\delta_i \langle \mathbf{x}_i, \mathbf{x}_i \rangle} && \text{Theorem IPSM [165]} \\
 &= \frac{1}{\sqrt{\delta_i}} \sqrt{\delta_i(1)} && \text{Definition ONS [173]}
 \end{aligned}$$

$$= 1$$

For  $r + 1 \leq i \leq n$ , the  $\mathbf{y}_i$  have been chosen to have norm 1.

Finally we check orthogonality. Consider two eigenvectors  $\mathbf{y}_i$  and  $\mathbf{y}_j$  with  $1 \leq i < j \leq m$ . If these two vectors have different eigenvalues, then Theorem HMOE [414] establishes that the two eigenvectors are orthogonal. If the two eigenvectors have a zero eigenvalue, then they are orthogonal by the choice of the orthonormal basis of  $\mathcal{E}_{AA^*}(0)$ . If the two eigenvectors have identical, nonzero, eigenvalues, then

$$\begin{aligned} \langle \mathbf{y}_i, \mathbf{y}_j \rangle &= \left\langle \frac{1}{\sqrt{\delta_i}} \mathbf{A}\mathbf{x}_i, \frac{1}{\sqrt{\delta_j}} \mathbf{A}\mathbf{x}_j \right\rangle \\ &= \frac{1}{\sqrt{\delta_i}} \frac{1}{\sqrt{\delta_j}} \langle \mathbf{A}\mathbf{x}_i, \mathbf{A}\mathbf{x}_j \rangle && \text{Theorem IPSM [165]} \\ &= \frac{1}{\sqrt{\delta_i \delta_j}} \langle \mathbf{A}\mathbf{x}_i, \mathbf{A}\mathbf{x}_j \rangle && \text{Theorem HMRE [414]} \\ &= \frac{1}{\sqrt{\delta_i \delta_j}} \langle \mathbf{A}\mathbf{x}_i, (\mathbf{A}^*)^* \mathbf{x}_j \rangle && \text{Theorem AA [185]} \\ &= \frac{1}{\sqrt{\delta_i \delta_j}} \langle \mathbf{A}^* \mathbf{A}\mathbf{x}_i, \mathbf{x}_j \rangle && \text{Theorem AIP [200]} \\ &= \frac{1}{\sqrt{\delta_i \delta_j}} \langle \delta_i \mathbf{x}_i, \mathbf{x}_j \rangle && \text{Definition EEM [384]} \\ &= \frac{\delta_i}{\sqrt{\delta_i \delta_j}} \langle \mathbf{x}_i, \mathbf{x}_j \rangle && \text{Theorem IPSM [165]} \\ &= \frac{\delta_i}{\sqrt{\delta_i \delta_j}} (0) && \text{Definition ONS [173]} \\ &= 0 \end{aligned}$$

So  $\{\mathbf{y}_1, \mathbf{y}_2, \mathbf{y}_3, \dots, \mathbf{y}_m\}$  is an orthonormal set of eigenvectors for  $AA^*$ . The critical relationship between these two orthonormal bases is present by design. For  $1 \leq i \leq r$ ,

$$\mathbf{A}\mathbf{x}_i = \sqrt{\delta_i} \frac{1}{\sqrt{\delta_i}} \mathbf{A}\mathbf{x}_i = \sqrt{\delta_i} \mathbf{y}_i$$

For  $r + 1 \leq i \leq n$  we have

$$\begin{aligned} \langle \mathbf{A}\mathbf{x}_i, \mathbf{A}\mathbf{x}_i \rangle &= \langle \mathbf{A}\mathbf{x}_i, (\mathbf{A}^*)^* \mathbf{x}_i \rangle && \text{Theorem AA [185]} \\ &= \langle \mathbf{A}^* \mathbf{A}\mathbf{x}_i, \mathbf{x}_i \rangle && \text{Theorem AIP [200]} \\ &= \langle \mathbf{0}, \mathbf{x}_i \rangle && \text{Definition EEM [384]} \\ &= 0 && \text{Definition IP [164]} \end{aligned}$$

So by Theorem PIP [168],  $\mathbf{A}\mathbf{x}_i = \mathbf{0}$ . ■

## Subsection SVD Singular Value Decomposition

---

The square roots of the eigenvalues of  $A^*A$  (or almost equivalently,  $AA^*$ !) are known as the singular values of  $A$ . Here is the definition.

### Definition SV Singular Values

Suppose  $A$  is an  $m \times n$  matrix. If the eigenvalues of  $A^*A$  are  $\delta_1, \delta_2, \delta_3, \dots, \delta_n$ , then the **singular values** of  $A$  are  $\sqrt{\delta_1}, \sqrt{\delta_2}, \sqrt{\delta_3}, \dots, \sqrt{\delta_n}$ . △

Theorem EEMAP [802] is a total setup for the singular value decomposition. This remarkable theorem says that *any* matrix can be broken into a product of three matrices. Two are square, and



unitary. In light of Theorem UMPIP [225], we can view these matrices as transforming vectors or coordinates in a rotational fashion. The middle matrix of this decomposition is rectangular, but is as close to being diagonal as a rectangular matrix can be. Viewed as a transformation, this matrix effects, reflections, contractions or expansions along axes — it stretches vectors. So any matrix, viewed as a transformation is the product of a rotation, a stretch and a rotation.

The singular value theorem can also be viewed as an application of our most general statement about matrix representations of linear transformations relative to different bases. Theorem MRCS [560] concerns linear transformations  $T: U \mapsto V$  where  $U$  and  $V$  are possibly different vector spaces. When  $U$  and  $V$  have different dimensions, the resulting matrix representation will be rectangular. In Section CB [554] we quickly specialized to the case where  $U = V$  and the matrix representations are square with one of our most central results, Theorem SCB [563]. Theorem SVD [806] is an application of the full generality of Theorem MRCS [560] where the relevant bases are now orthonormal sets.

### Theorem SVD Singular Value Decomposition

Suppose  $A$  is an  $m \times n$  matrix of rank  $r$  with nonzero singular values  $s_1, s_2, s_3, \dots, s_r$ . Then  $A = UDV^*$  where  $U$  is a unitary matrix of size  $m$ ,  $V$  is a unitary matrix of size  $n$  and  $D$  is an  $m \times n$  matrix given by

$$[D]_{ij} = \begin{cases} s_i & \text{if } 1 \leq i = j \leq r \\ 0 & \text{otherwise} \end{cases}$$

□

**Proof** Let  $\mathbf{x}_1, \mathbf{x}_2, \mathbf{x}_3, \dots, \mathbf{x}_n$  and  $\mathbf{y}_1, \mathbf{y}_2, \mathbf{y}_3, \dots, \mathbf{y}_m$  be the orthonormal bases described by the conclusion of Theorem EEMAP [802]. Define  $U$  to be the  $m \times m$  matrix whose columns are  $\mathbf{y}_i$ ,  $1 \leq i \leq m$ , and define  $V$  to be the  $n \times n$  matrix whose columns are  $\mathbf{x}_i$ ,  $1 \leq i \leq n$ . With orthonormal sets of columns, by Theorem CUMOS [224] both  $U$  and  $V$  are unitary matrices.

Then for  $1 \leq i \leq m$ ,  $1 \leq j \leq n$ ,

$$\begin{aligned} [AV]_{ij} &= [A\mathbf{x}_j]_i && \text{Definition MM [193]} \\ &= [\sqrt{\delta_j}\mathbf{y}_j]_i && \text{Theorem EEMAP [802]} \\ &= [s_j\mathbf{y}_j]_i && \text{Definition SV [805]} \\ &= [\mathbf{y}_j]_i s_j && \text{Definition CVSM [83]} \\ &= [U]_{ij} [D]_{jj} \\ &= \sum_{k=1}^m [U]_{ik} [D]_{kj} \\ &= [UD]_{ij} && \text{Theorem EMP [194]} \end{aligned}$$

So by Theorem ME [412],  $AV = UD$  and thus

$$A = AI_n = AVV^* = UDV^*$$

■

## Section SR

### Square Roots

THIS SECTION IS A DRAFT, SUBJECT TO CHANGES  
NEEDS NUMERICAL EXAMPLES

With all our results about Hermitian matrices, their eigenvalues and their diagonalizations, it will be a nearly trivial matter to now construct a “square root” of a positive semi-definite matrix. We will describe the square root of a matrix  $A$  as a matrix  $S$  such that  $A = S^2$ . In general, a matrix  $A$  might have many such square roots. But with a few results in hand we will be able to impose an extra condition on  $S$  that will make a unique  $S$  such that  $A = S^2$ . At that point we can define *the* square root of  $A$  formally.

#### Subsection SRM

#### Square Root of a Matrix

##### Theorem PSMSR

##### Positive Semi-Definite Matrices and Square Roots

Suppose  $A$  is a square matrix. There is a positive semi-definite matrix  $S$  such that  $A = S^2$  if and only if  $A$  is positive semi-definite.  $\square$

**Proof** Let  $n$  denote the size of  $A$ .

( $\Leftarrow$ ) Suppose that  $A$  is positive semi-definite. Since  $A$  is Hermitian (Definition PSM [786]) we know  $A$  is normal (Definition NRML [584]) and so by Theorem OD [585] there is a unitary matrix  $U$  and a diagonal matrix  $D$ , whose diagonal entries are the eigenvalues of  $A$ , such that  $D = U^*AU$ . The eigenvalues of  $A$  are all non-negative (Theorem EPSM [787]), which allows us to define a diagonal matrix  $E$  whose diagonal entries are the positive square roots of the eigenvalues of  $A$ , in the same order as they appear in  $D$ . More precisely, define  $E$  to be the diagonal matrix with non-negative diagonal entries such that  $E^2 = D$ . Set  $S = UEU^*$ , and compute

$$\begin{aligned}
 S^2 &= UEU^*UEU^* \\
 &= UEI_nEU^* && \text{Definition UM [223]} \\
 &= UEEU^* && \text{Theorem MMIM [196]} \\
 &= UDU^* \\
 &= UU^*AUU^* && \text{Theorem OD [585]} \\
 &= I_nAI_n && \text{Definition UM [223]} \\
 &= A && \text{Theorem MMIM [196]}
 \end{aligned}$$

We need to first verify that  $S$  is Hermitian.

$$\begin{aligned}
 S^* &= (UEU^*)^* \\
 &= (UEU^*)^* \\
 &= (U^*)^* E^* U^* && \text{Theorem MMAD [199]} \\
 &= UE^*U^* && \text{Theorem AA [185]} \\
 &= U(\overline{E})^t U^* && \text{Definition A [185]} \\
 &= UE^t U^* && \text{Theorem HMRE [414]} \\
 &= UEU^* && \text{Diagonal matrix} \\
 &= S
 \end{aligned}$$

And finally, we want to check the use of  $S$  in an inner product. Notice that  $E$  is Hermitian since it is a diagonal matrix with real entries. Furthermore, as a diagonal matrix, the eigenvalues of  $E$  are precisely the diagonal entries, and since these were *chosen* to be positive, an application of Theorem EPSM [787] tells us that  $E$  is positive semi-definite. Now, for any  $\mathbf{x} \in \mathbb{C}^n$ ,

$$\begin{aligned} \langle S\mathbf{x}, \mathbf{x} \rangle &= \langle UEU^*\mathbf{x}, \mathbf{x} \rangle \\ &= \langle EU^*\mathbf{x}, U^*\mathbf{x} \rangle && \text{Theorem AIP [200]} \\ &= \langle E(U^*\mathbf{x}), U^*\mathbf{x} \rangle \\ &\geq 0 && \text{Definition PSM [786]} \end{aligned}$$

So, according to Definition PSM [786],  $S$  is positive semi-definite.

( $\Rightarrow$ ) Assume that  $A = S^2$ , with  $S$  positive semi-definite. Then  $S$  is Hermitian, and we check that  $A$  is Hermitian.

$$\begin{aligned} A^* &= (SS)^* \\ &= S^*S^* && \text{Theorem MMAD [199]} \\ &= SS && \text{Definition HM [200]} \\ &= A \end{aligned}$$

Now for the use of  $A$  in an inner product. For any  $\mathbf{x} \in \mathbb{C}^n$ ,

$$\begin{aligned} \langle A\mathbf{x}, \mathbf{x} \rangle &= \langle S^2\mathbf{x}, \mathbf{x} \rangle \\ &= \langle S\mathbf{x}, S^*\mathbf{x} \rangle && \text{Theorem AIP [200]} \\ &= \langle S\mathbf{x}, S\mathbf{x} \rangle && \text{Definition HM [200]} \\ &\geq 0 && \text{Theorem PIP [168]} \end{aligned}$$

So by Definition PSM [786],  $A$  is positive semi-definite. ■

There is a very close relationship between the eigenvalues and eigenspaces of a positive semi-definite matrix and its positive semi-definite square root. The next theorem is interesting in its own right, but is also an important technical step in some other important results, such as the upcoming uniqueness of the square root (Theorem USR [809]).

### Theorem EESR

#### Eigenvalues and Eigenspaces of a Square Root

Suppose that  $A$  is a positive semi-definite matrix and  $S$  is a positive semi-definite matrix such that  $A = S^2$ . If  $\lambda_1, \lambda_2, \lambda_3, \dots, \lambda_p$  are the distinct eigenvalues of  $A$ , then the distinct eigenvalues of  $S$  are  $\sqrt{\lambda_1}, \sqrt{\lambda_2}, \sqrt{\lambda_3}, \dots, \sqrt{\lambda_p}$ , and  $\mathcal{E}_S(\sqrt{\lambda_i}) = \mathcal{E}_A(\lambda_i)$  for  $1 \leq i \leq p$ . □

**Proof** Let  $\mathbf{x}$  be an eigenvector of  $S$  for an eigenvalue  $\rho$ . Then, in the style of Theorem EPM [408],

$$A\mathbf{x} = S^2\mathbf{x} = S(S\mathbf{x}) = S(\rho\mathbf{x}) = \rho S\mathbf{x} = \rho^2\mathbf{x}$$

so  $\rho^2$  is an eigenvalue of  $A$  and must equal some  $\lambda_i$ . Furthermore, because  $S$  is positive semi-definite, Theorem EPSM [787] tells us that  $\rho \geq 0$ . The impact for us here is that we cannot have two different eigenvalues of  $S$  whose squares equal the same eigenvalue of  $A$ , so we can pair each eigenvalue of  $S$  with a different eigenvalue of  $A$ , equal to its square. (A good exercise is to track through the rest of this proof in the situation where  $S$  is not assumed to be positive semi-definite and we do not have this condition on the eigenvalues. Where does the proof then break down?) Let  $\rho_i, 1 \leq i \leq q$  denote the  $q$  distinct eigenvalues of  $S$ . The discussion above implies that we can order the eigenvalues of  $A$  and  $S$  so that  $\lambda_i = \rho_i^2$  for  $1 \leq i \leq q$ . Notice that at this point we know that  $q \leq p$ , though we will be showing that  $q = p$ .

Additionally, the equation above tells us that every eigenvector of  $S$  for  $\rho_i$  is again an eigenvector of  $A$  for  $\rho_i^2$ . So for  $1 \leq i \leq q$ , the relevant eigenspaces are related by

$$\mathcal{E}_S(\sqrt{\lambda_i}) = \mathcal{E}_S(\rho_i) \subseteq \mathcal{E}_A(\rho_i^2) = \mathcal{E}_A(\lambda_i)$$

So the eigenspaces of  $S$  are subsets of the eigenspaces of  $A$ , for the related eigenvalues. However, we will be showing that these sets are indeed equal to each other.

Both  $A$  and  $S$  are positive semi-definite, hence Hermitian and therefore normal. Theorem OD [585] then tells us that each is diagonalizable (Definition DZM [422]). Then Theorem DMFE [425] says that the algebraic multiplicity and geometric multiplicity of each eigenvalue are equal. Then, if we let  $n$  denote the size of  $A$ ,

$$\begin{aligned}
 n &= \sum_{i=1}^q \alpha_S \left( \sqrt{\lambda_i} \right) && \text{Theorem NEM [411]} \\
 &= \sum_{i=1}^q \gamma_S \left( \sqrt{\lambda_i} \right) && \text{Theorem DMFE [425]} \\
 &= \sum_{i=1}^q \dim \left( \mathcal{E}_S \left( \sqrt{\lambda_i} \right) \right) && \text{Definition GME [394]} \\
 &\leq \sum_{i=1}^q \dim \left( \mathcal{E}_A \left( \lambda_i \right) \right) && \text{Theorem PSSD [348]} \\
 &\leq \sum_{i=1}^p \dim \left( \mathcal{E}_A \left( \lambda_i \right) \right) && \text{Definition D [332]} \\
 &= \sum_{i=1}^p \gamma_A \left( \lambda_i \right) && \text{Definition GME [394]} \\
 &= \sum_{i=1}^p \alpha_A \left( \lambda_i \right) && \text{Theorem DMFE [425]} \\
 &= n && \text{Theorem NEM [411]}
 \end{aligned}$$

With equal values at the two ends of this chain of equalities and inequalities, we know that the two inequalities are forced to actually be equalities. In particular, the second inequality implies that  $p = q$  and the first, in conjunction with Theorem EDYES [348], implies that  $\mathcal{E}_S \left( \sqrt{\lambda_i} \right) = \mathcal{E}_A \left( \lambda_i \right)$  for  $1 \leq i \leq p$ . ■

Notice that we defined the singular values of a matrix  $A$  as the square roots of the eigenvalues of  $A^*A$  (Definition SV [805]). With Theorem EESR [808] in hand we recognize the singular values of  $A$  as simply the eigenvalues of  $A^*A^{1/2}$ . Indeed, many authors take this as the definition of singular values, since it is equivalent to our definition. We have chosen not to wait for a discussion of square roots before making a definition of singular values, allowing us to present the singular value decomposition (Theorem SVD [806]) all the sooner.

In the first half of the proof of Theorem PSMSR [807] we could have chosen the matrix  $E$  (which was the essential component of the desired matrix  $S$ ) in a variety of ways. Any collection of diagonal entries of  $E$  could be replaced by their negatives and we would maintain the property that  $E^2 = D$ . However, if we decide to enforce the entries of  $E$  as non-negative quantities then  $E$  is positive semi-definite, and then  $S$  follows along as a positive semi-definite matrix. We now show that of all the possible square roots of a positive semi-definite matrix, only one is itself again positive semi-definite. In other words, the  $S$  of Theorem PSMSR [807] is unique.

### Theorem USR

#### Unique Square Root

Suppose  $A$  is a positive semi-definite matrix. Then there is a unique positive semi-definite matrix  $S$  such that  $A = S^2$ . □

**Proof** Theorem PSMSR [807] gives us the existence of at least one positive semi-definite matrix  $S$  such that  $A = S^2$ . As usual, we will assume that  $S_1$  and  $S_2$  are positive semi-definite matrices such that  $A = S_1^2 = S_2^2$  (Technique U [669]).

As  $A$  is diagonalizable, there is a basis of  $\mathbb{C}^n$  composed entirely of eigenvectors of  $A$  (Theorem DC [423]), say  $B = \{\mathbf{x}_1, \mathbf{x}_2, \mathbf{x}_3, \dots, \mathbf{x}_n\}$ . Let  $\delta_1, \delta_2, \delta_3, \dots, \delta_n$  denote the associated eigenvalues.

Theorem EESR [808] allows to conclude that  $\mathcal{E}_A(\delta_i) = \mathcal{E}_{S_1}(\sqrt{\delta_i}) = \mathcal{E}_{S_2}(\sqrt{\delta_i})$ . So  $S_1 \mathbf{x}_i = \sqrt{\delta_i} \mathbf{x}_i = S_2 \mathbf{x}_i$  for  $1 \leq i \leq n$ .

Choose any  $\mathbf{x} \in \mathbb{C}^n$ . The spanning property of  $B$  allows us to conclude the existence of a set of scalars,  $a_1, a_2, a_3, \dots, a_n$ , yielding  $\mathbf{x}$  as a linear combination of the vectors in  $B$ . So,

$$S_1 \mathbf{x} = S_1 \sum_{i=1}^n a_i \mathbf{x}_i = \sum_{i=1}^n a_i S_1 \mathbf{x}_i = \sum_{i=1}^n a_i \sqrt{\delta_i} \mathbf{x}_i = \sum_{i=1}^n a_i S_2 \mathbf{x}_i = S_2 \sum_{i=1}^n a_i \mathbf{x}_i = S_2 \mathbf{x}$$

Since  $S_1$  and  $S_2$  have the same action on every vector, Theorem EMMVP [192] yields the conclusion that  $S_1 = S_2$ . ■

With a criteria that distinguishes one square root from all the rest (positive semi-definiteness) we can now define *the* square root of a positive semi-definite matrix.

### Definition SRM

#### Square Root of a Matrix

Suppose  $A$  is a positive semi-definite matrix and  $S$  is the positive semi-definite matrix such that  $S^2 = SS = A$ . Then  $S$  is the **square root** of  $A$  and we write  $S = A^{1/2}$ .

(This definition contains Notation SRM.) △

## Section POD

### Polar Decomposition

THIS SECTION IS A DRAFT, SUBJECT TO CHANGES  
NEEDS NUMERICAL EXAMPLES

The polar decomposition of a matrix writes any matrix as the product of a unitary matrix (Definition UM [223]) and a positive semi-definite matrix (Definition PSM [786]). It takes its name from a special way to write complex numbers. If you've had a basic course in complex analysis, the next paragraph will help explain the name. If the next paragraph makes no sense to you, there's no harm in skipping it.

Any complex number  $z \in \mathbb{C}$  can be written as  $z = re^{i\theta}$  where  $r$  is a positive number (computed as a square root of a function of the real and imaginary parts of  $z$ ) and  $\theta$  is an angle of rotation that converts 1 to the complex number  $e^{i\theta} = \cos(\theta) + i\sin(\theta)$ . The polar form of a square matrix is a product of a positive semi-definite matrix that is a square root of a function of the matrix together with a unitary matrix, which can be viewed as achieving a rotation (Theorem UMPIP [225]).

OK, enough preliminaries. We have all the tools in place to jump straight to our main theorem.

#### Theorem PDM

##### Polar Decomposition of a Matrix

Suppose that  $A$  is a square matrix. Then there is a unitary matrix  $U$  such that  $A = (AA^*)^{1/2}U$ .

□

**Proof** This theorem only claims the existence of a unitary matrix  $U$  that does a certain job. We will manufacture  $U$  and check that it meets the requirements.

Suppose  $A$  has size  $n$  and rank  $r$ . We begin by applying Theorem EEMAP [802] to  $A$ . Let  $B = \{\mathbf{x}_1, \mathbf{x}_2, \mathbf{x}_3, \dots, \mathbf{x}_n\}$  be the orthonormal basis of  $\mathbb{C}^n$  composed of eigenvectors for  $A^*A$ , and let  $C = \{\mathbf{y}_1, \mathbf{y}_2, \mathbf{y}_3, \dots, \mathbf{y}_n\}$  be the orthonormal basis of  $\mathbb{C}^n$  composed of eigenvectors for  $AA^*$ . We have  $A\mathbf{x}_i = \sqrt{\delta_i}\mathbf{x}_i$ ,  $1 \leq i \leq r$ , and  $A\mathbf{x}_i = \mathbf{0}$ ,  $r+1 \leq i \leq n$ , where  $\delta_i$ ,  $1 \leq i \leq r$  are the distinct nonzero eigenvalues of  $A^*A$ .

Define  $T: \mathbb{C}^n \mapsto \mathbb{C}^n$  to be the unique linear transformation such that  $T(\mathbf{x}_i) = \mathbf{y}_i$ ,  $1 \leq i \leq n$ , as guaranteed by Theorem LTDB [446]. Let  $E$  be the basis of standard unit vectors for  $\mathbb{C}^n$  (Definition SUV [169]), and define  $U$  to be the matrix representation (Definition MR [524]) of  $T$  with respect to  $E$ , more carefully  $U = M_{E,E}^T$ . This is the matrix we are after. Notice that

$$\begin{aligned} U\mathbf{x}_i &= M_{E,E}^T \rho_E(\mathbf{x}_i) && \text{Definition VR [512]} \\ &= \rho_E(T(\mathbf{x}_i)) && \text{Theorem FTMR [526]} \\ &= \rho_E(\mathbf{y}_i) && \text{Theorem FTMR [526]} \\ &= \mathbf{y}_i && \text{Definition VR [512]} \end{aligned}$$

Since  $B$  and  $C$  are orthonormal bases, and  $C$  is the result of multiplying the vectors of  $B$  by  $U$ , we conclude that  $U$  is unitary by Theorem UMCOB [326]. So once again, Theorem EEMAP [802] is a big part of the setup for a decomposition.

Let  $\mathbf{x} \in \mathbb{C}^n$  be any vector. Since  $B$  is a basis of  $\mathbb{C}^n$ , there are scalars  $a_1, a_2, a_3, \dots, a_n$  expressing  $\mathbf{x}$  as a linear combination of the vectors in  $B$ . then

$$\begin{aligned} (AA^*)^{1/2}U\mathbf{x} &= (AA^*)^{1/2}U \sum_{i=1}^n a_i \mathbf{x}_i && \text{Definition B [317]} \\ &= \sum_{i=1}^n (AA^*)^{1/2}U a_i \mathbf{x}_i && \text{Theorem MMDAA [196]} \\ &= \sum_{i=1}^n a_i (AA^*)^{1/2}U \mathbf{x}_i && \text{Theorem MMSMM [197]} \end{aligned}$$

$$\begin{aligned}
&= \sum_{i=1}^n a_i (AA^*)^{1/2} \mathbf{y}_i \\
&= \sum_{i=1}^r a_i (AA^*)^{1/2} \mathbf{y}_i + \sum_{i=r+1}^n a_i (AA^*)^{1/2} \mathbf{y}_i && \text{Property AAC [84]} \\
&= \sum_{i=1}^r a_i \sqrt{\delta_i} \mathbf{y}_i + \sum_{i=r+1}^n a_i(0) \mathbf{y}_i && \text{Theorem EESR [808]} \\
&= \sum_{i=1}^r a_i \sqrt{\delta_i} \mathbf{y}_i + \sum_{i=r+1}^n a_i \mathbf{0} && \text{Theorem ZSSM [279]} \\
&= \sum_{i=1}^r a_i A \mathbf{x}_i + \sum_{i=r+1}^n a_i A \mathbf{x}_i && \text{Theorem EEMAP [802]} \\
&= \sum_{i=1}^n a_i A \mathbf{x}_i && \text{Property AAC [84]} \\
&= \sum_{i=1}^n A a_i \mathbf{x}_i && \text{Theorem MMSMM [197]} \\
&= A \sum_{i=1}^n a_i \mathbf{x}_i && \text{Theorem MMDAA [196]} \\
&= A \mathbf{x}
\end{aligned}$$

So by Theorem EMMVP [192] we have the matrix equality  $(AA^*)^{1/2} U = A$ . ■

# Part A

## Applications



## Section CF

### Curve Fitting

---

THIS SECTION IS INCOMPLETE

Given two points in the plane, there is a unique line through them. Given three points in the plane, and not in a line, there is a unique parabola through them. Given four points in the plane, there is a unique polynomial, of degree 3 or less, passing through them. And so on. We can prove this result, and give a procedure for finding the polynomial with the help of Vandermonde matrices (Section VM [782]).

#### Theorem IP Interpolating Polynomial

Suppose  $\{(x_i, y_i) \mid 1 \leq i \leq n + 1\}$  is a set of  $n + 1$  points in the plane where the  $x$ -coordinates are all different. Then there is a unique polynomial of degree  $n$  or less,  $p(x)$ , such that  $p(x_i) = y_i$ ,  $1 \leq i \leq n + 1$ .  $\square$

**Proof** Write  $p(x) = a_0 + a_1x + a_2x^2 + \cdots + a_nx^n$ . To meet the conclusion of the theorem, we desire,

$$y_i = p(x_i) = a_0 + a_1x_i + a_2x_i^2 + \cdots + a_nx_i^n \quad 1 \leq i \leq n + 1$$

This is a system of  $n + 1$  linear equations in the  $n + 1$  variables  $a_0, a_1, a_2, \dots, a_n$ . The vector of constants in this system is the vector containing the  $y$ -coordinates of the points. More importantly, the coefficient matrix is a Vandermonde matrix (Definition VM [782]) built from the  $x$ -coordinates  $x_1, x_2, x_3, \dots, x_{n+1}$ . Since we have required that these scalars all be different, Theorem NVM [784] tells us that the coefficient matrix is nonsingular and Theorem NMUS [72] says the solution for the coefficients of the polynomial exists, and is unique. As a practical matter, Theorem SNCM [223] provides an expression for the solution.  $\blacksquare$

#### Example PTFP Polynomial through five points

Suppose we have the following 5 points in the plane and we wish to pass a degree 4 polynomial through them.

$i$	1	2	3	4	5
$x_i$	-3	-1	2	3	6
$y_i$	276	16	31	144	2319

The required system of equations has a coefficient matrix that is the Vandermonde matrix where row  $i$  is successive powers of  $x_i$

$$A = \begin{bmatrix} 1 & -3 & 9 & -27 & 81 \\ 1 & -1 & 1 & -1 & 1 \\ 1 & 2 & 4 & 8 & 16 \\ 1 & 3 & 9 & 27 & 81 \\ 1 & 6 & 36 & 216 & 1296 \end{bmatrix}$$

Theorem NMUS [72] provides a solution as

$$\begin{bmatrix} a_0 \\ a_1 \\ a_2 \\ a_3 \\ a_4 \end{bmatrix} = A^{-1} \begin{bmatrix} 276 \\ 16 \\ 31 \\ 144 \\ 2319 \end{bmatrix} = \begin{bmatrix} -\frac{1}{15} & \frac{9}{14} & \frac{9}{10} & -\frac{1}{2} & \frac{1}{42} \\ 0 & -\frac{3}{7} & \frac{3}{4} & -\frac{1}{3} & \frac{1}{84} \\ \frac{5}{108} & -\frac{1}{56} & -\frac{1}{4} & \frac{17}{72} & -\frac{11}{756} \\ -\frac{1}{54} & \frac{1}{21} & -\frac{1}{12} & \frac{18}{72} & -\frac{1}{756} \\ \frac{1}{540} & -\frac{1}{168} & \frac{1}{60} & -\frac{1}{72} & \frac{1}{756} \end{bmatrix} \begin{bmatrix} 276 \\ 16 \\ 31 \\ 144 \\ 2319 \end{bmatrix} = \begin{bmatrix} 3 \\ -4 \\ 5 \\ -2 \\ 2 \end{bmatrix}$$

So the polynomial is  $p(x) = 3 - 4x + 5x^2 - 2x^3 + 2x^4$ .  $\square$

The unique polynomial passing through a set of points is known as the **interpolating polynomial** and it has many uses. Unfortunately, when confronted with data from an experiment the situation may not be so simple or clear cut. Read on.

## Subsection DF Data Fitting

---

Suppose that we have  $n$  real variables,  $x_1, x_2, x_3, \dots, x_n$ , that we can measure in an experiment. We believe that these variables combine, in a linear fashion, to equal another real variable,  $y$ . In other words, we have reason to believe from our understanding of the experiment, that

$$y = a_1x_1 + a_2x_2 + a_3x_3 + \dots + a_nx_n$$

where the scalars  $a_1, a_2, a_3, \dots, a_n$  are not known to us, but are instead desirable. We would call this our model of the situation. Then we run the experiment  $m$  times, collecting sets of values for the variables of the experiment. For run number  $k$  we might denote these values as  $y_k, x_{k1}, x_{k2}, x_{k3}, \dots, x_{kn}$ . If we substitute these values into the model equation, we get  $m$  linear equations in the unknown coefficients  $a_1, a_2, a_3, \dots, a_n$ . If  $m = n$ , then we have a square coefficient matrix of the system which might happen to be nonsingular and there would be a unique solution.

However, more likely  $m > n$  (the more data we collect, the greater our confidence in the results) and the resulting system is inconsistent. It may be that our model is only an approximate understanding of the relationship between the  $x_i$  and  $y$ , or our measurements are not completely accurate. Still we would like to understand the situation we are studying, and would like some best answer for  $a_1, a_2, a_3, \dots, a_n$ .

Let  $\mathbf{y}$  denote the vector with  $[\mathbf{y}]_i = y_i, 1 \leq i \leq m$ , let  $\mathbf{a}$  denote the vector with  $[\mathbf{a}]_j = a_j, 1 \leq j \leq n$ , and let  $X$  denote the  $m \times n$  matrix with  $[X]_{ij} = x_{ij}, 1 \leq i \leq m, 1 \leq j \leq n$ . Then the model equation, evaluated with each run of the experiment, translates to  $X\mathbf{a} = \mathbf{y}$ . With the presumption that this system has no solution, we can try to minimize the difference between the two side of the equation  $\mathbf{y} - X\mathbf{a}$ . As a vector, it is hard to imagine what the minimum might be, so we instead minimize the square of its norm

$$S = (\mathbf{y} - X\mathbf{a})^t (\mathbf{y} - X\mathbf{a})$$

To keep the logical flow accurate, we will define the minimizing value and then give the proof that it behaves as desired.

### Definition LSS

#### Least Squares Solution

Given the equation  $X\mathbf{a} = \mathbf{y}$ , where  $X$  is an  $m \times n$  matrix of rank  $n$ , the **least squares solution** for  $\mathbf{a}$  is  $(X^tX)^{-1}X^t\mathbf{y}$ .  $\triangle$

### Theorem LSMR

#### Least Squares Minimizes Residuals

Suppose that  $X$  is an  $m \times n$  matrix of rank  $n$ . The least squares solution of  $X\mathbf{a} = \mathbf{y}$ ,  $\mathbf{a}' = (X^tX)^{-1}X^t\mathbf{y}$ , minimizes the expression

$$S = (\mathbf{y} - X\mathbf{a})^t (\mathbf{y} - X\mathbf{a})$$

$\square$

**Proof** We begin by finding the critical points of  $S$ . In preparation, let  $\mathbf{X}_j$  denote column  $j$  of  $X$ , for  $1 \leq j \leq n$  and compute partial derivatives with respect to  $a_j, 1 \leq j \leq n$ . A matrix product of the form  $\mathbf{x}^t\mathbf{y}$  is a sum of products, so a derivative is a sum of applications of the product rule,

$$\frac{\partial}{\partial a_j} S = \frac{\partial}{\partial a_j} ((\mathbf{y} - X\mathbf{a})^t (\mathbf{y} - X\mathbf{a}))$$

$$\begin{aligned}
&= \sum_{i=1}^m \frac{\partial}{\partial a_j} ([\mathbf{y} - X\mathbf{a}]_i) [\mathbf{y} - X\mathbf{a}]_i + [\mathbf{y} - X\mathbf{a}]_i \frac{\partial}{\partial a_j} ([\mathbf{y} - X\mathbf{a}]_i) \\
&= 2 \sum_{i=1}^m \frac{\partial}{\partial a_j} ([\mathbf{y} - X\mathbf{a}]_i) [\mathbf{y} - X\mathbf{a}]_i \\
&= 2 \sum_{i=1}^m \frac{\partial}{\partial a_j} \left( [\mathbf{y}]_i - \sum_{k=1}^n [X]_{ik} [\mathbf{a}]_k \right) [\mathbf{y} - X\mathbf{a}]_i \\
&= 2 \sum_{i=1}^m -[X]_{ij} [\mathbf{y} - X\mathbf{a}]_i \\
&= -2 (\mathbf{X}_j)^t (\mathbf{y} - X\mathbf{a})
\end{aligned}$$

The first partial derivatives will allow us to find critical points, while second partial derivatives will be needed to confirm that a critical point will yield a minimum. Return to the next-to-last expression for the first partial derivative of  $S$ ,

$$\begin{aligned}
\frac{\partial}{\partial a_\ell} S &= \frac{\partial}{\partial a_\ell} 2 \sum_{i=1}^m -[X]_{ij} [\mathbf{y} - X\mathbf{a}]_i \\
&= -2 \sum_{i=1}^m \frac{\partial}{\partial a_\ell} [X]_{ij} [\mathbf{y} - X\mathbf{a}]_i \\
&= -2 \sum_{i=1}^m [X]_{ij} \frac{\partial}{\partial a_\ell} \left( [\mathbf{y}]_i - \sum_{k=1}^n [X]_{ik} [\mathbf{a}]_k \right) \\
&= -2 \sum_{i=1}^m [X]_{ij} (-[X]_{i\ell}) \\
&= 2 \sum_{i=1}^m [X]_{ij} [X]_{i\ell} \\
&= 2 \sum_{i=1}^m [X^t]_{ji} [X]_{i\ell} \\
&= 2 [X^t X]_{j\ell}
\end{aligned}$$

For  $1 \leq j \leq n$ , set  $\frac{\partial}{\partial a_j} S = 0$ . This results in the  $n$  scalar equations

$$(\mathbf{X}_j)^t X\mathbf{a} = (\mathbf{X}_j)^t \mathbf{y} \quad 1 \leq j \leq n$$

These  $n$  vector equations can be summarized in the single vector equation,

$$X^t X\mathbf{a} = X^t \mathbf{y}$$

$X^t X$  is an  $n \times n$  matrix and since we have assumed that  $X$  has rank  $n$ ,  $X^t X$  will also have rank  $n$ . Since  $X^t X$  is invertible, we have a critical point at

$$\mathbf{a}' = (X^t X)^{-1} X^t \mathbf{y}$$

Is this lone critical point really a minimum? The matrix of second partial derivatives is constant, and a positive multiple of  $X^t X$ . Theorem CPSM [786] tells us that this matrix is positive semi-definite. In an advanced course on multivariable calculus, it is shown that a minimum occurs exactly where the matrix of second partial derivatives is positive semi-definite. You may have seen this in the two-variable case, where a check on the positive semi-definiteness is disguised with a determinant of the  $2 \times 2$  matrix of second partial derivatives. ■

**Subsection EXC**  
**Exercises**

---

**T20** Theorem IP [814] constructs a unique polynomial through a set of  $n + 1$  points in the plane,  $\{(x_i, y_i) \mid 1 \leq i \leq n + 1\}$ , where the  $x$ -coordinates are all different. Prove that the expression below is the same polynomial and include an explanation of the necessity of the hypothesis that the  $x$ -coordinates are all different.

$$p(x) = \sum_{i=1}^{n+1} y_i \prod_{\substack{j=1 \\ j \neq i}}^{n+1} \frac{x - x_j}{x_i - x_j}$$

This is known as the Lagrange form of the interpolating polynomial.  
Contributed by Robert Beezer

## Section SAS

### Sharing A Secret

THIS SECTION IS A DRAFT, SUBJECT TO CHANGES

In this section we will see how to use solutions to systems of equations to share a secret among a group of people. We will be able to break a secret up into, say 10 pieces, so as to distribute the secret among 10 people. But rather than requiring all 10 people to collaborate on restoring the secret, we can design the split so that any smaller group, of say just 4 of these people, can collaborate and restore the secret. The numbers 10 and 4 here are arbitrary, we can choose them to be anything.

Suppose we have a secret,  $S$ . This could be the combination to a lock, a password on an account, or a recipe for chocolate chip cookies. If the secret is text, we will assume that the characters have been translated into integers (say with the ASCII code), and these numbers have been rolled up into one grand positive integer (perhaps by concatenating binary strings for the ASCII code numbers, and interpreting the longer string as one big base 2 integer). So we will assume  $S$  is some positive integer.

Suppose you wish to give parts of your secret to  $n$  people, and you wish to require that any group of  $m$  (or more) of these people should be able to combine their parts and recover the secret. Perhaps you are President and CEO of a small company and only you know the password that authorizes large transfers of money among the company's bank accounts. If you were to die or become incapacitated, it would perhaps hamper the company's ability to function if they couldn't quickly rearrange their assets, especially since they are also without a CEO. So you might wish to give this secret to six of your trusted Vice-Presidents. But you don't trust them that much and you certainly don't want any one of these people to be able to access the company's accounts all by themselves without anybody else in the company knowing about it. Simultaneously, you know that in an emergency, it might not be possible to get all six Vice-Presidents together and maybe even one or two of them have met the same unfortunate fate you did. So you would like any group of three Vice-Presidents to be able to combine their parts and recover  $S$ . So you would choose  $n = 6$  and  $m = 3$ .

We will describe the split, with no motivation. The explanation of how the secret recovery is handled will explain our choices here. Choose a large prime number,  $p$ , bigger than any possible secret. For a single number in a combination lock,  $p$  could be small. For a one-page recipe,  $p$  would need to be huge. All of our subsequent arithmetic will be modulo  $p$ , so consult Subsection F.FF [763] for a brief description of how we do linear algebra when our field is  $\mathbb{Z}_p$ . Build a polynomial,  $r(x)$ , of degree  $m - 1$  as follows. Set the constant term to  $S$ , and choose the other  $m - 1$  coefficients at random from  $\mathbb{Z}_p$ . The quality of your random generator will ultimately affect the quality of how hidden your secret remains.

Compute the pairs  $(i, r(i))$ ,  $1 \leq i \leq n$ . To person  $i$ , of the  $n$  persons you will give a part of your secret, present the pair  $(i, r(i))$ , and instruct them to keep this secret, for all  $1 \leq i \leq n$ . They could perhaps encrypt their pairs with AES (Advanced Encryption Standard) using a password known only to them individually. Or you could do this for each of them in advance and tell them the chose password orally, in private. At any rate, each person gets a pair of integers, an input to the polynomial, and the output of evaluating the polynomial, and they keep this information secret. They do not know the polynomial itself, and certainly not the constant term  $S$ , so the secret is still safe.

Now suppose that  $m$  of these people get together, in the event you are unable to act, or perhaps without your permission. Suppose they pool all of their pairs, or even just turn them over to one member of the group. What do they now know collectively? Suppose that

$$r(x) = a_0 + a_1x + a_2x^2 + \cdots + a_{m-1}x^{m-1}$$

where, of course,  $a_0 = S$  is the secret. A single pair,  $(i, r(i))$ , results in a linear equation whose unknowns are the  $m$  coefficients of  $r(x)$ . With  $m$  pairs revealed, we now have  $m$  equations in  $m$  variables. Furthermore, the coefficient matrix of this system is a Vandermonde matrix (Definition VM [782]). With our inputs to the polynomial all different (we used  $1, 2, 3, \dots, n$ ), the Vandermonde matrix is nonsingular (Theorem NVM [784]). Thus by Theorem NMUS [72] there is a unique solution for the coefficients of  $r(x)$ . We only desire the constant term — the other coefficients (the randomly chosen ones) are of no interest, they were used to mask the secret as it was split into parts.

A few practical considerations. If certain individuals in your group are more important, or more trustworthy, you can give them more than one part. You could split a secret into 30 parts, giving 5 Vice-Presidents each 4 parts and give 10 department heads each 1 part. Then you might require 12 parts to be present. This way three Vice-Presidents could recover the secret, or 4 department heads could stand-in for a Vice-President. Furthermore, the 10 department heads could not recover the secret without having at least one Vice-President present.

The inputs do not have to be consecutive integers, starting at 1. Any set of *different* integers will suffice. Why make it any easier for an attacker? Mix it up and choose the inputs randomly as well, just keep them different.

Why do all this arithmetic over  $\mathbb{Z}_p$ ? If we worked with polynomials having real number coefficients, properties of polynomials as continuous functions might give an attacker the ability to compute the secret with a reasonable amount of computing time. For example, the magnitude of the output is going to be dominated by the term of  $r(x)$  having degree  $m - 1$ . Suppose an attacker had a few of the pairs, but not a full set of  $m$  of them. Or even worse, suppose some group of fewer than  $m$  of your trusted acquaintances were to conspire against you. It might be possible to guess a limited range of values for the coefficient of the largest term. With a limited range of values here, the next term might fall to a similar analysis. And so on. However, modular arithmetic is in some ways very unpredictable looking and as high powers “wrap-around” this sort of analysis will be frustrated. And we know it is no harder to do linear algebra in  $\mathbb{Z}_p$  than in  $\mathbb{C}$ .

OK, here’s a non-trivial example.

### Example SS6W

#### Sharing a secret 6 ways

Let’s return to the CEO and his six Vice-Presidents. Suppose the password for the company’s accounts is a sequence of 5 two-digit numbers, which we will concatenate into a 10-digit number, in this case  $S = 0603725962$ . For a prime  $p$  we choose the 11-digit prime number  $p = 22801761379$ . From the requirement that  $m = 3$  Vice-Presidents are needed to recover the secret, we need a second-degree polynomial and so need two more coefficients, which we will construct at random between 1 and  $p$ . The resulting polynomial is

$$r(x) = 603725962 + 22561982919x + 8844088338x^2$$

We will now build six pairs of inputs and outputs, where we will choose the inputs at random (not allowing duplicates) and we do all our arithmetic modulo  $p$ ,

VP	$x$	$r(x)$
Finance	20220406046	7205699654
Human Resources	8862377358	17357568951
Marketing	13747127957	18503158079
Legal	15835120319	14060705999
Research	6530855859	5628836054
Manufacturing	9222703664	2608052019

The two numbers of each row of the table are then given to the indicated Vice-President. Done. The secret has been split six ways, and any three VP’s can jointly recover the secret.

Let’s test the recovery process, especially since it contains the relevant linear algebra. Suppose we write the unknown polynomial as  $r(x) = a_0 + a_1x + a_2x^2$  and the VP’s for Finance, Marketing and Legal all get together to recover the secret. The equations we arrive at are,

$$\text{Finance} \quad 7205699654 = r(20220406046)$$

$$\begin{aligned}
&= a_0 + a_1(20220406046) + a_2(20220406046)^2 \\
&= a_0 + 20220406046a_1 + 7793596215a_2 \\
\text{Marketing} \quad 18503158079 &= r(13747127957) \\
&= a_0 + a_1(13747127957) + a_2(13747127957)^2 \\
&= a_0 + 13747127957a_1 + 18840301370a_2 \\
\text{Legal} \quad 14060705999 &= r(15835120319) \\
&= a_0 + a_1(15835120319) + a_2(15835120319)^2 \\
&= a_0 + 15835120319a_1 + 8874412999a_2
\end{aligned}$$

So they have a linear system,  $\mathcal{LS}(A, \mathbf{b})$  with

$$A = \begin{bmatrix} 1 & 20220406046 & 7793596215 \\ 1 & 13747127957 & 18840301370 \\ 1 & 15835120319 & 8874412999 \end{bmatrix} \quad \mathbf{b} = \begin{bmatrix} 7205699654 \\ 18503158079 \\ 14060705999 \end{bmatrix}$$

With a Vandermonde matrix as the coefficient matrix, they know there is a solution, and it is unique. By Theorem SNCM [223] (or through row-reducing the augmented matrix) they arrive at the solution,

$$A^{-1}\mathbf{b} = \begin{bmatrix} 5716900879 & 9234437646 & 7850422855 \\ 20952200747 & 16452595922 & 8198726089 \\ 17286943796 & 18018241597 & 10298337365 \end{bmatrix} \begin{bmatrix} 7205699654 \\ 18503158079 \\ 14060705999 \end{bmatrix} = \begin{bmatrix} 603725962 \\ 22561982919 \\ 8844088338 \end{bmatrix}$$

So the CEO's password is the secret  $S = a_0 = 603725962 = 0603725962$  (as expected).  $\square$

# Index

- A (appendix), 674
- A (archetype), 678
- A (definition), 185
- A (notation), 185
- A (part), 814
- AA (Property), 272
- AA (subsection, section WILA), 3
- AA (theorem), 185
- AAC (Property), 84
- AACN (Property), 656
- AAF (Property), 762
- AALC (example), 90
- AAM (Property), 180
- ABL C (example), 89
- ABS (example), 110
- AC (Property), 272
- ACC (Property), 84
- ACCN (Property), 656
- ACF (Property), 762
- ACM (Property), 180
- ACN (example), 655
- additive associativity
  - column vectors
    - Property AAC, 84
  - complex numbers
    - Property AACN, 656
  - matrices
    - Property AAM, 180
  - vectors
    - Property AA, 272
- additive closure
  - column vectors
    - Property ACC, 84
  - complex numbers
    - Property ACCN, 656
  - field
    - Property ACF, 762
  - matrices
    - Property ACM, 180
  - vectors
    - Property AC, 272
- additive commutativity
  - complex numbers
    - Property CACN, 656
- additive inverse
  - complex numbers
    - Property AICN, 657
  - from scalar multiplication
    - theorem AISM, 280
- additive inverses
  - column vectors
    - Property AIC, 84
  - matrices
    - Property AIM, 180
  - unique
    - theorem AIU, 279
  - vectors
    - Property AI, 273
- adjoint
  - definition A, 185
  - inner product
    - theorem AIP, 200
  - notation, 185
  - of a matrix sum
    - theorem AMA, 185
  - of an adjoint
    - theorem AA, 185
  - of matrix scalar multiplication
    - theorem AMSM, 185
- AHSAC (example), 60
- AI (Property), 273
- AIC (Property), 84
- AICN (Property), 657
- AIF (Property), 763
- AIM (Property), 180
- AIP (theorem), 200
- AISM (theorem), 280
- AIU (theorem), 279
- AIVLT (example), 491
- ALT (example), 438
- ALTMM (example), 528
- AM (definition), 25
- AM (example), 22
- AM (notation), 25
- AM (subsection, section MO), 184
- AMA (theorem), 185
- AMAA (example), 25
- AME (definition), 394
- AME (notation), 394
- AMSM (theorem), 185
- ANILT (example), 492
- ANM (example), 584



- AOS (example), 169
- Archetype A
- column space, 234
  - linearly dependent columns, 134
  - singular matrix, 69
  - solving homogeneous system, 61
  - system as linear combination, 90
- archetype A
- augmented matrix
    - example AMAA, 25
- Archetype B
- column space, 234
  - inverse
    - example CMIAB, 212
  - linearly independent columns, 134
  - nonsingular matrix, 70
  - not invertible
    - example MWIAA, 207
  - solutions via inverse
    - example SABMI, 206
  - solving homogeneous system, 60
  - system as linear combination, 89
  - vector equality, 82
- archetype B
- solutions
    - example SAB, 33
- Archetype C
- homogeneous system, 60
- Archetype D
- column space, original columns, 233
  - solving homogeneous system, 61
  - vector form of solutions, 92
- Archetype I
- column space from row operations, 240
  - null space, 62
  - row space, 236
  - vector form of solutions, 99
- Archetype I:casting out vectors, 151
- Archetype L
- null space span, linearly independent, 137
  - vector form of solutions, 101
- ASC (example), 517
- augmented matrix
- notation, 25
- AVR (example), 309
- B (archetype), 682
- B (definition), 317
- B (section), 317
- B (subsection, section B), 317
- basis
- columns nonsingular matrix
    - example CABAK, 322
  - common size
    - theorem BIS, 335
  - crazy vector space
    - example BC, 320
  - definition B, 317
  - matrices
    - example BM, 318
    - example BSM22, 319
  - polynomials
    - example BP, 318
    - example BPR, 346
    - example BSP4, 318
    - example SVP4, 347
  - subspace of matrices
    - example BDM22, 347
- BC (example), 320
- BCS (theorem), 232
- BDE (example), 409
- BDM22 (example), 347
- best cities
- money magazine
    - example MBC, 191
- BIS (theorem), 335
- BM (example), 318
- BNM (subsection, section B), 322
- BNS (theorem), 136
- BP (example), 318
- BPR (example), 346
- BRLT (example), 483
- BRS (theorem), 238
- BS (theorem), 154
- BSCV (subsection, section B), 320
- BSM22 (example), 319
- BSP4 (example), 318
- C (archetype), 687
- C (definition), 660
- C (notation), 660
- C (part), 2
- C (Property), 272
- C (technique, section PT), 666
- CABAK (example), 322
- CACN (Property), 656
- CAEHW (example), 389
- CAF (Property), 762
- canonical form
- nilpotent linear transformation
    - example CFNLT, 601
    - theorem CFNLT, 597
- CAV (subsection, section O), 163
- Cayley-Hamilton
- theorem CHT, 641
- CB (section), 554
- CB (theorem), 555
- CBCV (example), 559

- CBM (definition), 555
- CBM (subsection, section CB), 555
- CBP (example), 556
- CC (Property), 84
- CCCV (definition), 163
- CCCV (notation), 163
- CCM (definition), 183
- CCM (example), 183
- CCM (notation), 183
- CCM (theorem), 184
- CCN (definition), 657
- CCN (notation), 657
- CCN (subsection, section CNO), 657
- CCRA (theorem), 657
- CCRM (theorem), 657
- CCT (theorem), 658
- CD (subsection, section DM), 366
- CD (technique, section PT), 668
- CEE (subsection, section EE), 390
- CELT (example), 571
- CELT (subsection, section CB), 566
- CEMS6 (example), 396
- CF (section), 814
- CFDVS (theorem), 517
- CFNLT (example), 601
- CFNLT (subsection, section NLT), 597
- CFNLT (theorem), 597
- CFV (example), 53
- change of basis
  - between polynomials
    - example CBP, 556
- change-of-basis
  - between column vectors
    - example CBCV, 559
  - matrix representation
    - theorem MRCB, 560
  - similarity
    - theorem SCB, 563
  - theorem CB, 555
- change-of-basis matrix
  - definition CBM, 555
  - inverse
    - theorem ICBM, 556
- characteristic polynomial
  - definition CP, 391
  - degree
    - theorem DCP, 411
  - size 3 matrix
    - example CPMS3, 391
- CHT (subsection, section JCF), 640
- CHT (theorem), 641
- CILT (subsection, section ILT), 469
- CILTI (theorem), 469
- CIM (subsection, section MISLE), 208
- CINM (theorem), 211
- CIVLT (example), 495
- CIVLT (theorem), 497
- CLI (theorem), 518
- CLTLT (theorem), 454
- CM (definition), 23
- CM (Property), 180
- CM32 (example), 520
- CMCN (Property), 656
- CMF (Property), 762
- CMI (example), 210
- CMIAB (example), 212
- CMVEI (theorem), 54
- CN (appendix), 644
- CNA (definition), 656
- CNA (notation), 656
- CNA (subsection, section CNO), 655
- CNE (definition), 656
- CNE (notation), 656
- CNM (definition), 656
- CNM (notation), 656
- CNMB (theorem), 322
- CNO (section), 655
- CNS1 (example), 63
- CNS2 (example), 63
- CNSV (example), 167
- COB (theorem), 323
- coefficient matrix
  - definition CM, 23
  - nonsingular
    - theorem SNCM, 223
- column space
  - as null space
    - theorem FS, 256
  - Archetype A
    - example CSAA, 234
  - Archetype B
    - example CSAB, 234
  - as null space
    - example CSANS, 251
  - as null space, Archetype G
    - example FSAG, 262
  - as row space
    - theorem CSRST, 240
  - basis
    - theorem BCS, 232
  - consistent system
    - theorem CSCS, 230
  - consistent systems
    - example CSMCS, 229
  - isomorphic to range, 537
  - matrix, 229
  - nonsingular matrix
    - theorem CSNM, 235

- notation, 229
- original columns, Archetype D
  - example CSOCD, 233
- row operations, Archetype I
  - example CSROI, 240
- subspace
  - theorem CSMS, 295
- testing membership
  - example MCSM, 230
- two computations
  - example CSTW, 232
- column vector addition
  - notation, 82
- column vector scalar multiplication
  - notation, 83
- commutativity
  - column vectors
    - Property CC, 84
  - matrices
    - Property CM, 180
  - vectors
    - Property C, 272
- complex  $m$ -space
  - example VSCV, 274
- complex arithmetic
  - example ACN, 655
- complex number
  - conjugate
    - example CSCN, 657
  - modulus
    - example MSCN, 658
- complex number
  - conjugate
    - definition CCN, 657
  - modulus
    - definition MCN, 658
- complex numbers
  - addition
    - definition CNA, 656
    - notation, 656
  - arithmetic properties
    - theorem PCNA, 656
  - equality
    - definition CNE, 656
    - notation, 656
  - multiplication
    - definition CNM, 656
    - notation, 656
- complex vector space
  - dimension
    - theorem DCM, 336
- composition
  - injective linear transformations
    - theorem CILTI, 469
  - surjective linear transformations
    - theorem CSLTS, 485
- conjugate
  - addition
    - theorem CCRA, 657
  - column vector
    - definition CCCV, 163
  - matrix
    - definition CCM, 183
    - notation, 183
  - multiplication
    - theorem CCRM, 657
  - notation, 657
  - of conjugate of a matrix
    - theorem CCM, 184
  - scalar multiplication
    - theorem CRSM, 163
  - twice
    - theorem CCT, 658
  - vector addition
    - theorem CRVA, 163
- conjugate of a vector
  - notation, 163
- conjugation
  - matrix addition
    - theorem CRMA, 183
  - matrix scalar multiplication
    - theorem CRMSM, 184
  - matrix transpose
    - theorem MCT, 184
- consistent linear system, 51
- consistent linear systems
  - theorem CSRN, 52
- consistent system
  - definition CS, 48
- constructive proofs
  - technique C, 666
- contradiction
  - technique CD, 668
- contrapositive
  - technique CP, 667
- converse
  - technique CV, 667
- coordinates
  - orthonormal basis
    - theorem COB, 323
- coordinatization
  - linear combination of matrices
    - example CM32, 520
  - linear independence
    - theorem CLI, 518
  - orthonormal basis
    - example CROB3, 325
    - example CROB4, 324

- spanning sets
  - theorem CSS, 518
- coordinatization principle, 520
- coordinatizing
  - polynomials
    - example CP2, 519
- COV (example), 151
- COV (subsection, section LDS), 151
- CP (definition), 391
- CP (subsection, section VR), 518
- CP (technique, section PT), 667
- CP2 (example), 519
- CPMS3 (example), 391
- CPSM (theorem), 786
- crazy vector space
  - example CVSR, 517
  - properties
    - example PCVS, 280
- CRMA (theorem), 183
- CRMSM (theorem), 184
- CRN (theorem), 338
- CROB3 (example), 325
- CROB4 (example), 324
- CRS (section), 229
- CRS (subsection, section FS), 251
- CRSM (theorem), 163
- CRVA (theorem), 163
- CS (definition), 48
- CS (example), 660
- CS (subsection, section TSS), 48
- CSAA (example), 234
- CSAB (example), 234
- CSANS (example), 251
- CSCN (example), 657
- CSCS (theorem), 230
- CSIP (example), 164
- CSLT (subsection, section SLT), 485
- CSLTS (theorem), 485
- CSM (definition), 229
- CSM (notation), 229
- CSMCS (example), 229
- CSMS (theorem), 295
- CSNM (subsection, section CRS), 234
- CSNM (theorem), 235
- CSOCD (example), 233
- CSRN (theorem), 52
- CSROI (example), 240
- CSRST (diagram), 263
- CSRST (theorem), 240
- CSS (theorem), 518
- CSSE (subsection, section CRS), 229
- CSSOC (subsection, section CRS), 232
- CSTW (example), 232
- CTD (subsection, section TD), 799
- CTLT (example), 454
- CUMOS (theorem), 224
- curve fitting
  - polynomial through 5 points
    - example PTFP, 814
- CV (definition), 22
- CV (notation), 23
- CV (technique, section PT), 667
- CVA (definition), 82
- CVA (notation), 82
- CVC (notation), 23
- CVE (definition), 82
- CVE (notation), 82
- CVS (example), 276
- CVS (subsection, section VR), 517
- CVSM (definition), 83
- CVSM (example), 83
- CVSM (notation), 83
- CVSR (example), 517
- D (acronyms, section PDM), 383
- D (archetype), 691
- D (chapter), 360
- D (definition), 332
- D (notation), 332
- D (section), 332
- D (subsection, section D), 332
- D (subsection, section SD), 422
- D (technique, section PT), 663
- D33M (example), 365
- DAB (example), 422
- DC (example), 337
- DC (technique, section PT), 670
- DC (theorem), 423
- DCM (theorem), 336
- DCN (Property), 656
- DCP (theorem), 411
- DD (subsection, section DM), 364
- DEC (theorem), 367
- decomposition
  - technique DC, 670
- DED (theorem), 427
- definition
  - A, 185
  - AM, 25
  - AME, 394
  - B, 317
  - C, 660
  - CBM, 555
  - CCCV, 163
  - CCM, 183
  - CCN, 657
  - CM, 23
  - CNA, 656

CNE, 656  
CNM, 656  
CP, 391  
CS, 48  
CSM, 229  
CV, 22  
CVA, 82  
CVE, 82  
CVSM, 83  
D, 332  
DIM, 422  
DM, 364  
DS, 351  
DZM, 422  
EEF, 253  
EELT, 554  
EEM, 384  
ELEM, 360  
EM, 392  
EO, 11  
ES, 659  
ESYS, 11  
F, 762  
GES, 608  
GEV, 608  
GME, 394  
HI, 777  
HID, 776  
HM, 200  
HP, 776  
HS, 60  
IDLT, 491  
IDV, 50  
IE, 618  
ILT, 460  
IM, 70  
IMP, 763  
IP, 164  
IS, 605  
IVLT, 491  
IVS, 498  
JB, 590  
JCF, 628  
KLT, 464  
LC, 290  
LCCV, 88  
LI, 301  
LICV, 129  
LNS, 250  
LSS, 815  
LT, 437  
LTA, 451  
LTC, 453  
LTM, 579  
LTR, 612  
LTSM, 452  
M, 22  
MA, 178  
MCN, 658  
ME, 178  
MI, 207  
MM, 193  
MR, 524  
MRLS, 24  
MSM, 179  
MVP, 190  
NLT, 588  
NM, 69  
NOLT, 499  
NOM, 337  
NRML, 584  
NSM, 62  
NV, 167  
ONS, 173  
OSV, 169  
OV, 168  
PI, 449  
PSM, 786  
REM, 26  
RLD, 301  
RLDCV, 129  
RLT, 479  
RO, 25  
ROLT, 499  
ROM, 338  
RR, 36  
RREF, 27  
RSM, 236  
S, 285  
SC, 661  
SE, 660  
SET, 659  
SI, 661  
SIM, 419  
SLE, 9  
SLT, 475  
SM, 364  
SOLV, 24  
SQM, 69  
SRM, 810  
SS, 291  
SSCV, 110  
SSET, 659  
SU, 661  
SUV, 169  
SV, 805  
SYM, 181  
T, 770

- technique D, 663
- TM, 181
- TS, 289
- TSHSE, 60
- TSVS, 305
- UM, 223
- UTM, 579
- VM, 782
- VOC, 23
- VR, 512
- VS, 272
- VSCV, 81
- VSM, 178
- ZCV, 23
- ZM, 181
- DEHD (example), 427
- DEM (theorem), 377
- DEMMM (theorem), 377
- DEMS5 (example), 398
- DER (theorem), 366
- DERC (theorem), 374
- determinant
  - computed two ways
    - example TCSD, 368
  - definition DM, 364
  - equal rows or columns
    - theorem DERC, 374
  - expansion, columns
    - theorem DEC, 367
  - expansion, rows
    - theorem DER, 366
  - identity matrix
    - theorem DIM, 376
  - matrix multiplication
    - theorem DRMM, 380
  - nonsingular matrix, 378
  - notation, 365
  - row or column multiple
    - theorem DRCM, 373
  - row or column swap
    - theorem DRCS, 372
  - size 2 matrix
    - theorem DMST, 365
  - size 3 matrix
    - example D33M, 365
  - transpose
    - theorem DT, 367
  - via row operations
    - example DRO, 375
  - zero
    - theorem SMZD, 378
  - zero row or column
    - theorem DZRC, 372
  - zero versus nonzero
    - example ZNDAB, 379
- determinant, upper triangular matrix
  - example DUTM, 369
- determinants
  - elementary matrices
    - theorem DEMMM, 377
- DF (Property), 762
- DF (subsection, section CF), 815
- DFS (subsection, section PD), 349
- DFS (theorem), 350
- DGES (theorem), 628
- diagonal matrix
  - definition DIM, 422
- diagonalizable
  - definition DZM, 422
  - distinct eigenvalues
    - example DEHD, 427
    - theorem DED, 427
  - full eigenspaces
    - theorem DMFE, 425
  - not
    - example NDMS4, 426
- diagonalizable matrix
  - high power
    - example HPDM, 428
- diagonalization
  - Archetype B
    - example DAB, 422
  - criteria
    - theorem DC, 423
    - example DMS3, 424
- diagram
  - CSRST, 263
  - DLTA, 438
  - DLTM, 438
  - DTSLs, 53
  - FTMR, 527
  - FTMRA, 527
  - GLT, 441
  - ILT, 462
  - MRCLT, 533
  - NILT, 461
- DIM (definition), 422
- DIM (theorem), 376
- dimension
  - crazy vector space
    - example DC, 337
  - definition D, 332
  - notation, 332
  - polynomial subspace
    - example DSP4, 337
  - proper subspaces
    - theorem PSSD, 348
  - subspace

- example DSM22, 336
- direct sum
  - decomposing zero vector
    - theorem DSZV, 352
  - definition DS, 351
  - dimension
    - theorem DSD, 354
  - example SDS, 351
  - from a basis
    - theorem DSFB, 351
  - from one subspace
    - theorem DSFOS, 352
  - notation, 351
  - zero intersection
    - theorem DSZI, 353
- direct sums
  - linear independence
    - theorem DSLI, 353
  - repeated
    - theorem RDS, 355
- distributivity
  - complex numbers
    - Property DCN, 656
  - field
    - Property DF, 762
- distributivity, matrix addition
  - matrices
    - Property DMAM, 180
- distributivity, scalar addition
  - column vectors
    - Property DSAC, 84
  - matrices
    - Property DSAM, 180
  - vectors
    - Property DSA, 273
- distributivity, vector addition
  - column vectors
    - Property DVAC, 84
  - vectors
    - Property DVA, 273
- DLDS (theorem), 149
- DLTA (diagram), 438
- DLTM (diagram), 438
- DM (definition), 364
- DM (notation), 365
- DM (section), 360
- DM (theorem), 336
- DMAM (Property), 180
- DMFE (theorem), 425
- DMHP (subsection, section HP), 778
- DMHP (theorem), 778
- DMMP (theorem), 779
- DMS3 (example), 424
- DMST (theorem), 365
- DNLT (theorem), 593
- DNMMM (subsection, section PDM), 378
- DP (theorem), 336
- DRCM (theorem), 373
- DRCMA (theorem), 374
- DRCS (theorem), 372
- DRMM (theorem), 380
- DRO (example), 375
- DRO (subsection, section PDM), 372
- DROEM (subsection, section PDM), 376
- DS (definition), 351
- DS (notation), 351
- DS (subsection, section PD), 350
- DSA (Property), 273
- DSAC (Property), 84
- DSAM (Property), 180
- DSD (theorem), 354
- DSFB (theorem), 351
- DSFOS (theorem), 352
- DSLI (theorem), 353
- DSM22 (example), 336
- DSP4 (example), 337
- DSZI (theorem), 353
- DSZV (theorem), 352
- DT (theorem), 367
- DTSLS (diagram), 53
- DUTM (example), 369
- DVA (Property), 273
- DVAC (Property), 84
- DVM (theorem), 782
- DVS (subsection, section D), 335
- DZM (definition), 422
- DZRC (theorem), 372
- E (acronyms, section SD), 436
- E (archetype), 695
- E (chapter), 384
- E (technique, section PT), 666
- E.SAGE (computation, section SAGE), 654
- ECEE (subsection, section EE), 394
- EDELI (theorem), 406
- EDYES (theorem), 348
- EE (section), 384
- EEE (subsection, section EE), 387
- EEF (definition), 253
- EEF (subsection, section FS), 253
- EELT (definition), 554
- EELT (subsection, section CB), 554
- EEM (definition), 384
- EEM (subsection, section EE), 384
- EEMAP (theorem), 802
- EENS (example), 421
- EER (theorem), 566
- EESR (theorem), 808

- EHM (subsection, section PEE), 414
- eigenspace
- as null space
    - theorem EMNS, 392
  - definition EM, 392
  - invariant subspace
    - theorem EIS, 606
  - subspace
    - theorem EMS, 392
- eigenspaces
- sage, 654
- eigenvalue
- algebraic multiplicity
    - definition AME, 394
    - notation, 394
  - complex
    - example CEMS6, 396
  - definition EEM, 384
  - existence
    - example CAEHW, 389
    - theorem EMHE, 387
  - geometric multiplicity
    - definition GME, 394
    - notation, 394
  - index, 618
  - linear transformation
    - definition EELT, 554
  - multiplicities
    - example EMMS4, 394
  - power
    - theorem EOMP, 408
  - root of characteristic polynomial
    - theorem EMRCP, 391
  - scalar multiple
    - theorem ESMM, 407
  - symmetric matrix
    - example ESMS4, 395
  - zero
    - theorem SMZE, 407
- eigenvalues
- building desired
    - example BDE, 409
  - complex, of a linear transformation
    - example CELT, 571
  - conjugate pairs
    - theorem ERMCP, 410
  - distinct
    - example DEMS5, 398
  - example SEE, 384
  - Hermitian matrices
    - theorem HMRE, 414
  - inverse
    - theorem EIM, 409
  - maximum number
    - theorem MNEM, 413
  - multiplicities
    - example HMEM5, 396
    - theorem ME, 412
  - number
    - theorem NEM, 411
  - of a polynomial
    - theorem EPM, 408
  - size 3 matrix
    - example EMS3, 391
    - example ESMS3, 393
  - transpose
    - theorem ETM, 410
- eigenvalues, eigenvectors
- vector, matrix representations
    - theorem EER, 566
- eigenvector, 384
- linear transformation, 554
- eigenvectors, 385
- conjugate pairs, 410
  - Hermitian matrices
    - theorem HMOE, 414
  - linear transformation
    - example ELTBM, 554
    - example ELTBP, 555
  - linearly independent
    - theorem EDELI, 406
  - of a linear transformation
    - example ELTT, 567
- EILT (subsection, section ILT), 460
- EIM (theorem), 409
- EIS (example), 607
- EIS (theorem), 606
- ELEM (definition), 360
- ELEM (notation), 361
- elementary matrices
- definition ELEM, 360
- determinants
- theorem DEM, 377
- nonsingular
- theorem EMN, 363
- notation, 361
- row operations
- example EMRO, 361
  - theorem EMDRO, 361
- ELIS (theorem), 345
- ELTBM (example), 554
- ELTBP (example), 555
- ELTT (example), 567
- EM (definition), 392
- EM (subsection, section DM), 360
- EMDRO (theorem), 361
- EMHE (theorem), 387
- EMMS4 (example), 394



- EMMVP (theorem), 192  
 EMN (theorem), 363  
 EMNS (theorem), 392  
 EMP (theorem), 194  
 empty set, 659  
   notation, 659  
 EMRCP (theorem), 391  
 EMRO (example), 361  
 EMS (theorem), 392  
 EMS3 (example), 391  
 ENLT (theorem), 593  
 EO (definition), 11  
 EOMP (theorem), 408  
 EOPSS (theorem), 12  
 EPM (theorem), 408  
 EPSM (theorem), 787  
 equal matrices  
   via equal matrix-vector products  
     theorem EMMVP, 192  
 equation operations  
   definition EO, 11  
   theorem EOPSS, 12  
 equivalence statements  
   technique E, 666  
 equivalences  
   technique ME, 669  
 equivalent systems  
   definition ESYS, 11  
 ERMCP (theorem), 410  
 ES (definition), 659  
 ES (notation), 659  
 ESEO (subsection, section SSLE), 11  
 ESLT (subsection, section SLT), 475  
 ESMM (theorem), 407  
 ESMS3 (example), 393  
 ESMS4 (example), 395  
 ESYS (definition), 11  
 ETM (theorem), 410  
 EVS (subsection, section VS), 273  
 example  
   AALC, 90  
   ABLC, 89  
   ABS, 110  
   ACN, 655  
   AHSAC, 60  
   AIVLT, 491  
   ALT, 438  
   ALTMM, 528  
   AM, 22  
   AMAA, 25  
   ANILT, 492  
   ANM, 584  
   AOS, 169  
   ASC, 517  
   AVR, 309  
   BC, 320  
   BDE, 409  
   BDM22, 347  
   BM, 318  
   BP, 318  
   BPR, 346  
   BRLT, 483  
   BSM22, 319  
   BSP4, 318  
   CABAK, 322  
   CAEHW, 389  
   CBCV, 559  
   CBP, 556  
   CCM, 183  
   CELT, 571  
   CEMS6, 396  
   CFNLT, 601  
   CFV, 53  
   CIVLT, 495  
   CM32, 520  
   CMI, 210  
   CMIAB, 212  
   CNS1, 63  
   CNS2, 63  
   CNSV, 167  
   COV, 151  
   CP2, 519  
   CPMS3, 391  
   CROB3, 325  
   CROB4, 324  
   CS, 660  
   CSAA, 234  
   CSAB, 234  
   CSANS, 251  
   CSCN, 657  
   CSIP, 164  
   CSMCS, 229  
   CSOCD, 233  
   CSROI, 240  
   CSTW, 232  
   CTLT, 454  
   CVS, 276  
   CVSM, 83  
   CVSR, 517  
   D33M, 365  
   DAB, 422  
   DC, 337  
   DEHD, 427  
   DEMS5, 398  
   DMS3, 424  
   DRO, 375  
   DSM22, 336  
   DSP4, 337

DUTM, 369  
EENS, 421  
EIS, 607  
ELTBM, 554  
ELTBP, 555  
ELTT, 567  
EMMS4, 394  
EMRO, 361  
EMS3, 391  
ESMS3, 393  
ESMS4, 395  
FDV, 50  
FF8, 765  
FRAN, 480  
FS1, 260  
FS2, 260  
FSAG, 262  
FSCF, 429  
GE4, 610  
GE6, 611  
GENR6, 618  
GSTV, 172  
HISAA, 61  
HISAD, 61  
HMEM5, 396  
HP, 776  
HPDM, 428  
HUSAB, 60  
IAP, 467  
IAR, 461  
IAS, 239  
IAV, 462  
ILTVR, 540  
IM, 70  
IM11, 763  
IS, 15  
ISJB, 608  
ISMR4, 615  
ISMR6, 616  
ISSI, 49  
IVSAV, 498  
JB4, 590  
JCF10, 629  
KPNLT, 595  
KVMR, 535  
LCM, 290  
LDCAA, 134  
LDHS, 132  
LDP4, 335  
LDRN, 133  
LDS, 129  
LIC, 304  
LICAB, 134  
LIHS, 131  
LIM32, 303  
LINSB, 135  
LIP4, 301  
LIS, 130  
LLDS, 133  
LNS, 250  
LTDB1, 447  
LTDB2, 448  
LTDB3, 449  
LTM, 442  
LTPM, 440  
LTPP, 440  
LTRGE, 613  
MA, 179  
MBC, 191  
MCSM, 230  
MFLT, 444  
MI, 208  
MIVS, 518  
MMNC, 194  
MNSLE, 191  
MOLT, 445  
MPMR, 531  
MRBE, 563  
MRCM, 561  
MSCN, 658  
MSM, 179  
MTV, 190  
MWIAA, 207  
NDMS4, 426  
NIAO, 467  
NIAQ, 460  
NIAQR, 467  
NIDAU, 469  
NJB5, 590  
NKAO, 464  
NLT, 439  
NM, 70  
NM62, 589  
NM64, 588  
NM83, 591  
NRREF, 28  
NSAO, 482  
NSAQ, 475  
NSAQR, 481  
NSC2A, 288  
NSC2S, 288  
NSC2Z, 288  
NSDAT, 485  
NSDS, 117  
NSE, 10  
NSEAI, 62  
NSLE, 24  
NSLIL, 137

NSNM, 71  
 NSR, 71  
 NSS, 71  
 OLTTR, 524  
 ONFV, 173  
 ONTV, 173  
 OSGMD, 54  
 OSMC, 225  
 PCVS, 280  
 PM, 386  
 PSHS, 103  
 PTFP, 814  
 PTM, 193  
 PTMEE, 195  
 RAO, 479  
 RES, 156  
 RNM, 338  
 RNSM, 339  
 ROD2, 792  
 ROD4, 793  
 RREF, 28  
 RREFN, 48  
 RRTI, 349  
 RS, 321  
 RSAI, 236  
 RSB, 320  
 RSC4, 155  
 RSC5, 150  
 RSNS, 289  
 RSREM, 238  
 RVMR, 537  
 S, 69  
 SAA, 34  
 SAB, 33  
 SABMI, 206  
 SAE, 35  
 SAN, 482  
 SAR, 476  
 SAV, 477  
 SC, 662  
 SC3, 285  
 SCAA, 112  
 SCAB, 114  
 SCAD, 118  
 SDS, 351  
 SEE, 384  
 SEEF, 254  
 SETM, 659  
 SI, 661  
 SM2Z7, 764  
 SM32, 293  
 SMLT, 453  
 SMS3, 420  
 SMS5, 419  
 SP4, 287  
 SPIAS, 450  
 SRR, 70  
 SS, 364  
 SS6W, 819  
 SSC, 308  
 SSET, 659  
 SSM22, 307  
 SSNS, 116  
 SSP, 292  
 SSP4, 306  
 STLT, 452  
 STNE, 9  
 SU, 661  
 SUVOS, 169  
 SVP4, 347  
 SYM, 181  
 TCSD, 368  
 TD4, 796  
 TDEE6, 800  
 TDSSE, 798  
 TIS, 605  
 TIVS, 517  
 TKAP, 465  
 TLC, 88  
 TM, 181  
 TMP, 3  
 TOV, 168  
 TREM, 26  
 TTS, 10  
 UM3, 223  
 UPM, 223  
 US, 14  
 USR, 26  
 VA, 83  
 VESE, 82  
 VFS, 94  
 VFSAD, 92  
 VFSAI, 99  
 VFSAL, 101  
 VM4, 782  
 VRC4, 513  
 VRP2, 515  
 VSCV, 274  
 VSF, 275  
 VSIM5, 764  
 VSIS, 275  
 VSM, 274  
 VSP, 274  
 VSPUD, 337  
 VSS, 276  
 ZNDAB, 379  
 EXC (subsection, section B), 328  
 EXC (subsection, section CB), 575

- EXC (subsection, section CF), 817  
 EXC (subsection, section CRS), 242  
 EXC (subsection, section D), 341  
 EXC (subsection, section DM), 370  
 EXC (subsection, section EE), 401  
 EXC (subsection, section F), 767  
 EXC (subsection, section FS), 265  
 EXC (subsection, section HP), 781  
 EXC (subsection, section HSE), 65  
 EXC (subsection, section ILT), 471  
 EXC (subsection, section IVLT), 505  
 EXC (subsection, section LC), 106  
 EXC (subsection, section LDS), 158  
 EXC (subsection, section LI), 139  
 EXC (subsection, section LISS), 311  
 EXC (subsection, section LT), 456  
 EXC (subsection, section MINM), 227  
 EXC (subsection, section MISLE), 216  
 EXC (subsection, section MM), 202  
 EXC (subsection, section MO), 187  
 EXC (subsection, section MR), 543  
 EXC (subsection, section NM), 74  
 EXC (subsection, section O), 175  
 EXC (subsection, section PD), 356  
 EXC (subsection, section PDM), 381  
 EXC (subsection, section PEE), 416  
 EXC (subsection, section PSM), 789  
 EXC (subsection, section RREF), 38  
 EXC (subsection, section S), 297  
 EXC (subsection, section SD), 432  
 EXC (subsection, section SLT), 487  
 EXC (subsection, section SS), 121  
 EXC (subsection, section SSLE), 17  
 EXC (subsection, section T), 774  
 EXC (subsection, section TSS), 56  
 EXC (subsection, section VO), 86  
 EXC (subsection, section VR), 522  
 EXC (subsection, section VS), 283  
 EXC (subsection, section WILA), 7  
 extended echelon form  
     submatrices  
         example SEEF, 254  
 extended reduced row-echelon form  
     properties  
         theorem PEEF, 255  
  
 F (archetype), 698  
 F (definition), 762  
 F (section), 762  
 F (subsection, section F), 762  
 FDV (example), 50  
 FF (subsection, section F), 763  
 FF8 (example), 765  
 Fibonacci sequence  
     example FSCF, 429  
 field  
     definition F, 762  
 FIMP (theorem), 763  
 finite field  
     size 8  
         example FF8, 765  
 four subsets  
     example FS1, 260  
     example FS2, 260  
 four subspaces  
     dimension  
         theorem DFS, 350  
 FRAN (example), 480  
 free variables  
     example CFV, 53  
 free variables, number  
     theorem FVCS, 53  
 free, independent variables  
     example FDV, 50  
 FS (section), 250  
 FS (subsection, section FS), 256  
 FS (subsection, section SD), 429  
 FS (theorem), 256  
 FS1 (example), 260  
 FS2 (example), 260  
 FSAG (example), 262  
 FSCF (example), 429  
 FTMR (diagram), 527  
 FTMR (theorem), 526  
 FTMRA (diagram), 527  
 FV (subsection, section TSS), 53  
 FVCS (theorem), 53  
  
 G (archetype), 703  
 G (theorem), 345  
 GE4 (example), 610  
 GE6 (example), 611  
 GEE (subsection, section IS), 608  
 GEK (theorem), 609  
 generalized eigenspace  
     as kernel  
         theorem GEK, 609  
     definition GES, 608  
     dimension  
         theorem DGES, 628  
     dimension 4 domain  
         example GE4, 610  
     dimension 6 domain  
         example GE6, 611  
     invariant subspace  
         theorem GESIS, 609  
     nilpotent restriction  
         theorem RGEN, 618

- nilpotent restrictions, dimension 6 domain
  - example GENR6, 618
  - notation, 609
- generalized eigenspace decomposition
  - theorem GESD, 622
- generalized eigenvector
  - definition GEV, 608
- GENR6 (example), 618
- GES (definition), 608
- GES (notation), 609
- GESD (subsection, section JCF), 622
- GESD (theorem), 622
- GESIS (theorem), 609
- GEV (definition), 608
- GFDL (appendix), 755
- GLT (diagram), 441
- GME (definition), 394
- GME (notation), 394
- goldilocks
  - theorem G, 345
- Gram-Schmidt
  - column vectors
    - theorem GSP, 171
  - three vectors
    - example GSTV, 172
- gram-schmidt
  - mathematica, 647
- GS (technique, section PT), 665
- GSP (subsection, section O), 170
- GSP (theorem), 171
- GSP.MMA (computation, section MMA), 647
- GSTV (example), 172
- GT (subsection, section PD), 345
  
- H (archetype), 707
- Hadamard Identity
  - notation, 776
- Hadamard identity
  - definition HID, 776
- Hadamard Inverse
  - notation, 777
- Hadamard inverse
  - definition HI, 777
- Hadamard Product
  - Diagonalizable Matrices
    - theorem DMHP, 778
  - notation, 776
- Hadamard product
  - commutativity
    - theorem HPC, 776
  - definition HP, 776
  - diagonal matrices
    - theorem DMMP, 779
  - distributivity
    - theorem HPDAA, 777
  - example HP, 776
  - identity
    - theorem HPHID, 777
  - inverse
    - theorem HPHI, 777
  - scalar matrix multiplication
    - theorem HPSMM, 778
- hermitian
  - definition HM, 200
- Hermitian matrix
  - inner product
    - theorem HMIP, 201
- HI (definition), 777
- HI (notation), 777
- HID (definition), 776
- HID (notation), 776
- HISAA (example), 61
- HISAD (example), 61
- HM (definition), 200
- HM (subsection, section MM), 200
- HMEM5 (example), 396
- HMIP (theorem), 201
- HMOE (theorem), 414
- HMRE (theorem), 414
- HMVEI (theorem), 62
- homogeneous system
  - Archetype C
    - example AHSAC, 60
  - consistent
    - theorem HSC, 60
  - definition HS, 60
  - infinitely many solutions
    - theorem HMVEI, 62
- homogeneous systems
  - linear independence, 131
- HP (definition), 776
- HP (example), 776
- HP (notation), 776
- HP (section), 776
- HPC (theorem), 776
- HPDAA (theorem), 777
- HPDM (example), 428
- HPHI (theorem), 777
- HPHID (theorem), 777
- HPSMM (theorem), 778
- HS (definition), 60
- HSC (theorem), 60
- HSE (section), 60
- HUSAB (example), 60
  
- I (archetype), 711
- I (technique, section PT), 670
- IAP (example), 467

- IAR (example), 461
- IAS (example), 239
- IAV (example), 462
- ICBM (theorem), 556
- ICLT (theorem), 497
- identities
  - technique PI, 669
- identity matrix
  - determinant, 376
  - example IM, 70
  - notation, 70
- IDLT (definition), 491
- IDV (definition), 50
- IE (definition), 618
- IE (notation), 618
- IFDVS (theorem), 517
- IILT (theorem), 494
- ILT (definition), 460
- ILT (diagram), 462
- ILT (section), 460
- ILTB (theorem), 468
- ILTD (subsection, section ILT), 469
- ILTD (theorem), 469
- ILTIS (theorem), 494
- ILTLI (subsection, section ILT), 468
- ILTLI (theorem), 468
- ILTLT (theorem), 493
- ILTVR (example), 540
- IM (definition), 70
- IM (example), 70
- IM (notation), 70
- IM (subsection, section MISLE), 207
- IM11 (example), 763
- IMILT (theorem), 541
- IMP (definition), 763
- IMR (theorem), 539
- inconsistent linear systems
  - theorem ISRN, 52
- independent, dependent variables
  - definition IDV, 50
- indexstring
  - example SM2Z7, 764
  - example SSET, 659
- index
  - eigenvalue
    - definition IE, 618
    - notation, 618
- indexstring
  - theorem DRCMA, 374
  - theorem OBUTR, 583
  - theorem UMCOB, 326
- induction
  - technique I, 670
- infinite solution set
  - example ISSI, 49
- infinite solutions,  $3 \times 4$ 
  - example IS, 15
- injective
  - example IAP, 467
  - example IAR, 461
  - not
    - example NIAO, 467
    - example NIAQ, 460
    - example NIAQR, 467
  - not, by dimension
    - example NIDAU, 469
  - polynomials to matrices
    - example IAV, 462
- injective linear transformation
  - bases
    - theorem ILTB, 468
- injective linear transformations
  - dimension
    - theorem ILTD, 469
- inner product
  - anti-commutative
    - theorem IPAC, 166
  - example CSIP, 164
  - norm
    - theorem IPN, 167
  - notation, 164
  - positive
    - theorem PIP, 168
  - scalar multiplication
    - theorem IPSM, 165
  - vector addition
    - theorem IPVA, 165
- integers
  - mod  $p$ 
    - definition IMP, 763
  - mod  $p$ , field
    - theorem FIMP, 763
  - mod 11
    - example IM11, 763
- interpolating polynomial
  - theorem IP, 814
- invariant subspace
  - definition IS, 605
  - eigenspace, 606
  - eigenspaces
    - example EIS, 607
  - example TIS, 605
  - Jordan block
    - example ISJB, 608
  - kernels of powers
    - theorem KPIS, 607
- inverse
  - composition of linear transformations

- theorem ICLT, 497
  - example CMI, 210
  - example MI, 208
  - notation, 207
  - of a matrix, 207
- invertible linear transformation
  - defined by invertible matrix
  - theorem IMILT, 541
- invertible linear transformations
  - composition
  - theorem CIVLT, 497
  - computing
  - example CIVLT, 495
- IP (definition), 164
- IP (notation), 164
- IP (subsection, section O), 164
- IP (theorem), 814
- IPAC (theorem), 166
- IPN (theorem), 167
- IPSM (theorem), 165
- IPVA (theorem), 165
- IS (definition), 605
- IS (example), 15
- IS (section), 605
- IS (subsection, section IS), 605
- ISJB (example), 608
- ISMR4 (example), 615
- ISMR6 (example), 616
- isomorphic
  - multiple vector spaces
  - example MIVS, 518
  - vector spaces
  - example IVSAV, 498
- isomorphic vector spaces
  - dimension
  - theorem IVSED, 499
  - example TIVS, 517
- ISRN (theorem), 52
- ISSI (example), 49
- ITMT (theorem), 580
- IV (subsection, section IVLT), 494
- IVLT (definition), 491
- IVLT (section), 491
- IVLT (subsection, section IVLT), 491
- IVLT (subsection, section MR), 539
- IVS (definition), 498
- IVSAV (example), 498
- IVSED (theorem), 499
  
- J (archetype), 715
- JB (definition), 590
- JB (notation), 590
- JB4 (example), 590
- JCF (definition), 628
- JCF (section), 622
- JCF (subsection, section JCF), 628
- JCF10 (example), 629
- JCFLT (theorem), 628
- Jordan block
  - definition JB, 590
  - nilpotent
  - theorem NJB, 592
  - notation, 590
  - size 4
  - example JB4, 590
- Jordan canonical form
  - definition JCF, 628
  - size 10
  - example JCF10, 629
- K (archetype), 720
- kernel
  - injective linear transformation
  - theorem KILT, 466
  - isomorphic to null space
  - theorem KNSI, 534
  - linear transformation
  - example NKAO, 464
  - notation, 464
  - of a linear transformation
  - definition KLT, 464
  - pre-image, 466
  - subspace
  - theorem KLTS, 465
  - trivial
  - example TKAP, 465
  - via matrix representation
  - example KVMR, 535
- KILT (theorem), 466
- KLT (definition), 464
- KLT (notation), 464
- KLT (subsection, section ILT), 463
- KLTS (theorem), 465
- KNSI (theorem), 534
- KPI (theorem), 466
- KPIS (theorem), 607
- KPLT (theorem), 594
- KPNLT (example), 595
- KPNLT (theorem), 595
- KVMR (example), 535
  
- L (archetype), 724
- L (technique, section PT), 664
- LA (subsection, section WILA), 2
- LC (definition), 290
- LC (section), 88
- LC (subsection, section LC), 88
- LC (technique, section PT), 672
- LCCV (definition), 88

- LCM (example), 290
- LDCAA (example), 134
- LDHS (example), 132
- LDP4 (example), 335
- LDRN (example), 133
- LDS (example), 129
- LDS (section), 149
- LDSS (subsection, section LDS), 149
- least squares
  - minimizes residuals
    - theorem LSMR, 815
- least squares solution
  - definition LSS, 815
- left null space
  - as row space, 256
  - definition LNS, 250
  - example LNS, 250
  - notation, 250
  - subspace
    - theorem LNSMS, 295
- lemma
  - technique LC, 672
- LI (definition), 301
- LI (section), 129
- LI (subsection, section LISS), 301
- LIC (example), 304
- LICAB (example), 134
- LICV (definition), 129
- LIHS (example), 131
- LIM32 (example), 303
- linear combination
  - system of equations
    - example ABLC, 89
  - definition LC, 290
  - definition LCCV, 88
  - example TLC, 88
  - linear transformation, 446
  - matrices
    - example LCM, 290
  - system of equations
    - example AALC, 90
- linear combinations
  - solutions to linear systems
    - theorem SLSLC, 91
- linear dependence
  - more vectors than size
    - theorem MVSLD, 134
- linear independence
  - definition LI, 301
  - definition LICV, 129
  - homogeneous systems
    - theorem LIVHS, 131
  - injective linear transformation
    - theorem ILTLI, 468
  - matrices
    - example LIM32, 303
  - orthogonal, 170
  - r and n
    - theorem LIVRN, 133
- linear solve
  - mathematica, 644
  - sage, 652
- linear system
  - consistent
    - theorem RCLS, 51
  - matrix representation
    - definition MRLS, 24
    - notation, 24
- linear systems
  - notation
    - example MNSLE, 191
    - example NSLE, 24
- linear transformation
  - polynomials to polynomials
    - example LTPP, 440
  - addition
    - definition LTA, 451
    - theorem MLTLT, 452
    - theorem SLTLT, 451
  - as matrix multiplication
    - example ALTMM, 528
  - basis of range
    - example BRLT, 483
  - checking
    - example ALT, 438
  - composition
    - definition LTC, 453
    - theorem CLTLT, 454
  - defined by a matrix
    - example LTM, 442
  - defined on a basis
    - example LTDB1, 447
    - example LTDB2, 448
    - example LTDB3, 449
    - theorem LTDB, 446
  - definition LT, 437
  - identity
    - definition IDLT, 491
  - injection
    - definition ILT, 460
  - inverse
    - theorem ILTLT, 493
  - inverse of inverse
    - theorem IILT, 494
  - invertible
    - definition IVLT, 491
    - example AIVLT, 491
  - invertible, injective and surjective



- theorem ILTIS, 494
- Jordan canonical form
  - theorem JCFLT, 628
- kernels of powers
  - theorem KPLT, 594
- linear combination
  - theorem LTLC, 446
- matrix of, 444
  - example MFLT, 444
  - example MOLT, 445
- not
  - example NLT, 439
- not invertible
  - example ANILT, 492
- notation, 437
- polynomials to matrices
  - example LTPM, 440
- rank plus nullity
  - theorem RPNDD, 500
- restriction
  - definition LTR, 612
  - notation, 613
- scalar multiple
  - example SMLT, 453
- scalar multiplication
  - definition LTSM, 452
- spanning range
  - theorem SSRLT, 483
- sum
  - example STLT, 452
- surjection
  - definition SLT, 475
- vector space of, 453
- zero vector
  - theorem LTTZZ, 441
- linear transformation inverse
  - via matrix representation
    - example ILTVR, 540
- linear transformation restriction
  - on generalized eigenspace
    - example LTRGE, 613
- linear transformations
  - compositions
    - example CTLT, 454
  - from matrices
    - theorem MBLT, 443
- linearly dependent
  - $r < n$ 
    - example LDRN, 133
  - via homogeneous system
    - example LDHS, 132
- linearly dependent columns
  - Archetype A
    - example LDCAA, 134
  - linearly dependent set
    - example LDS, 129
  - linear combinations within
    - theorem DLDS, 149
  - polynomials
    - example LDP4, 335
- linearly independent
  - crazy vector space
    - example LIC, 304
  - extending sets
    - theorem ELIS, 345
  - polynomials
    - example LIP4, 301
  - via homogeneous system
    - example LIHS, 131
- linearly independent columns
  - Archetype B
    - example LICAB, 134
- linearly independent set
  - example LIS, 130
  - example LLDS, 133
- LINM (subsection, section LI), 134
- LINSB (example), 135
- LIP4 (example), 301
- LIS (example), 130
- LISS (section), 301
- LISV (subsection, section LI), 129
- LIVHS (theorem), 131
- LIVRN (theorem), 133
- LLDS (example), 133
- LNS (definition), 250
- LNS (example), 250
- LNS (notation), 250
- LNS (subsection, section FS), 250
- LNSMS (theorem), 295
- lower triangular matrix
  - definition LTM, 579
- LS.MMA (computation, section MMA), 644
- LS.SAGE (computation, section SAGE), 652
- LSMR (theorem), 815
- LSS (definition), 815
- LT (acronyms, section IVLT), 510
- LT (chapter), 437
- LT (definition), 437
- LT (notation), 437
- LT (section), 437
- LT (subsection, section LT), 437
- LTA (definition), 451
- LTC (definition), 453
- LTC (subsection, section LT), 441
- LTDB (theorem), 446
- LTDB1 (example), 447
- LTDB2 (example), 448
- LTDB3 (example), 449

- LTLC (subsection, section LT), 446  
 LTLC (theorem), 446  
 LTM (definition), 579  
 LTM (example), 442  
 LTPM (example), 440  
 LTPP (example), 440  
 LTR (definition), 612  
 LTR (notation), 613  
 LTRGE (example), 613  
 LTSM (definition), 452  
 LTTZZ (theorem), 441
- M (acronyms, section FS), 271  
 M (archetype), 727  
 M (chapter), 178  
 M (definition), 22  
 M (notation), 22  
 MA (definition), 178  
 MA (example), 179  
 MA (notation), 179  
 MACN (Property), 656  
 MAF (Property), 762  
 MAP (subsection, section SVD), 802  
 mathematica  
   gram-schmidt (computation), 647  
   linear solve (computation), 644  
   matrix entry (computation), 644  
   matrix inverse (computation), 648  
   matrix multiplication (computation), 648  
   null space (computation), 645  
   row reduce (computation), 644  
   transpose of a matrix (computation), 647  
   vector form of solutions (computation), 646  
   vector linear combinations (computation), 645  
 mathematical language  
   technique L, 664  
 matrix  
   addition  
     definition MA, 178  
     notation, 179  
   augmented  
     definition AM, 25  
   column space  
     definition CSM, 229  
   complex conjugate  
     example CCM, 183  
   definition M, 22  
   equality  
     definition ME, 178  
     notation, 178  
   example AM, 22  
   identity  
     definition IM, 70  
   inverse  
     definition MI, 207  
   nonsingular  
     definition NM, 69  
   notation, 22  
   of a linear transformation  
     theorem MLTCV, 444  
   product  
     example PTM, 193  
     example PTMEE, 195  
   product with vector  
     definition MVP, 190  
   rectangular, 69  
   row space  
     definition RSM, 236  
   scalar multiplication  
     definition MSM, 179  
     notation, 179  
   singular, 69  
   square  
     definition SQM, 69  
   submatrices  
     example SS, 364  
   submatrix  
     definition SM, 364  
   symmetric  
     definition SYM, 181  
   transpose  
     definition TM, 181  
   unitary  
     definition UM, 223  
   unitary is invertible  
     theorem UMI, 224  
   zero  
     definition ZM, 181  
 matrix addition  
   example MA, 179  
 matrix components  
   notation, 22  
 matrix entry  
   mathematica, 644  
   sage, 651  
   ti83, 649  
   ti86, 648  
 matrix inverse  
   Archetype B, 212  
   computation  
     theorem CINM, 211  
   mathematica, 648  
   nonsingular matrix  
     theorem NI, 222  
   of a matrix inverse  
     theorem MIMI, 214  
   one-sided  
     theorem OSIS, 221

- product
  - theorem SS, 213
- sage, 653
- scalar multiple
  - theorem MISM, 214
- size 2 matrices
  - theorem TTMI, 208
- transpose
  - theorem MIT, 214
- uniqueness
  - theorem MIU, 213
- matrix multiplication
  - adjoints
    - theorem MMAD, 199
  - associativity
    - theorem MMA, 197
  - complex conjugation
    - theorem MMCC, 198
  - definition MM, 193
  - distributivity
    - theorem MMDAA, 196
  - entry-by-entry
    - theorem EMP, 194
  - identity matrix
    - theorem MMIM, 196
  - inner product
    - theorem MMIP, 198
  - mathematica, 648
  - noncommutative
    - example MMNC, 194
  - scalar matrix multiplication
    - theorem MMSMM, 197
  - systems of linear equations
    - theorem SLEMM, 191
  - transposes
    - theorem MMT, 199
  - zero matrix
    - theorem MMZM, 196
- matrix product
  - as composition of linear transformations
    - example MPMR, 531
- matrix representation
  - basis of eigenvectors
    - example MRBE, 563
  - composition of linear transformations
    - theorem MRCLT, 531
  - definition MR, 524
  - invertible
    - theorem IMR, 539
  - multiple of a linear transformation
    - theorem MRMLT, 530
  - notation, 524
  - restriction to generalized eigenspace
    - theorem MRRGE, 620
  - sum of linear transformations
    - theorem MRSLT, 530
  - theorem FTMR, 526
  - upper triangular
    - theorem UTMR, 580
- matrix representations
  - converting with change-of-basis
    - example MRCM, 561
    - example OLTTR, 524
- matrix scalar multiplication
  - example MSM, 179
- matrix vector space
  - dimension
    - theorem DM, 336
- matrix-adjoint product
  - eigenvalues, eigenvectors
    - theorem EEMAP, 802
- matrix-vector product
  - example MTV, 190
  - notation, 190
- MBC (example), 191
- MBLT (theorem), 443
- MC (notation), 22
- MCC (subsection, section MO), 183
- MCCN (Property), 656
- MCF (Property), 762
- MCN (definition), 658
- MCN (subsection, section CNO), 658
- MCSM (example), 230
- MCT (theorem), 184
- MD (chapter), 790
- ME (definition), 178
- ME (notation), 178
- ME (subsection, section PEE), 411
- ME (technique, section PT), 669
- ME (theorem), 412
- ME.MMA (computation, section MMA), 644
- ME.SAGE (computation, section SAGE), 651
- ME.TI83 (computation, section TI83), 649
- ME.TI86 (computation, section TI86), 648
- MEASM (subsection, section MO), 178
- MFLT (example), 444
- MI (definition), 207
- MI (example), 208
- MI (notation), 207
- MI.MMA (computation, section MMA), 648
- MI.SAGE (computation, section SAGE), 653
- MICN (Property), 657
- MIF (Property), 763
- MIMI (theorem), 214
- MINM (section), 220
- MISLE (section), 206
- MISM (theorem), 214
- MIT (theorem), 214

- MIU (theorem), 213
- MIVS (example), 518
- MLT (subsection, section LT), 442
- MLTCV (theorem), 444
- MLTLT (theorem), 452
- MM (definition), 193
- MM (section), 190
- MM (subsection, section MM), 193
- MM.MMA (computation, section MMA), 648
- MMA (section), 644
- MMA (theorem), 197
- MMAD (theorem), 199
- MMCC (theorem), 198
- MDAA (theorem), 196
- MMEE (subsection, section MM), 194
- MMIM (theorem), 196
- MMIP (theorem), 198
- MMNC (example), 194
- MMSMM (theorem), 197
- MMT (theorem), 199
- MMZM (theorem), 196
- MNEM (theorem), 413
- MNSLE (example), 191
- MO (section), 178
- MOLT (example), 445
- more variables than equations
  - example OSGMD, 54
  - theorem CMVEI, 54
- MPMR (example), 531
- MR (definition), 524
- MR (notation), 524
- MR (section), 524
- MRBE (example), 563
- MRCB (theorem), 560
- MRCLT (diagram), 533
- MRCLT (theorem), 531
- MRCM (example), 561
- MRLS (definition), 24
- MRLS (notation), 24
- MRMLT (theorem), 530
- MRRGE (theorem), 620
- MRS (subsection, section CB), 560
- MRSLT (theorem), 530
- MSCN (example), 658
- MSM (definition), 179
- MSM (example), 179
- MSM (notation), 179
- MTV (example), 190
- multiplicative associativity
  - complex numbers
    - Property MACN, 656
- multiplicative closure
  - complex numbers
    - Property MCCN, 656
- field
  - Property MCF, 762
- multiplicative commutativity
  - complex numbers
    - Property CMCN, 656
- multiplicative inverse
  - complex numbers
    - Property MICN, 657
- MVNSE (subsection, section RREF), 22
- MVP (definition), 190
- MVP (notation), 190
- MVP (subsection, section MM), 190
- MVSLD (theorem), 134
- MWIAA (example), 207
- N (archetype), 729
- N (subsection, section O), 166
- N (technique, section PT), 667
- NDMS4 (example), 426
- negation of statements
  - technique N, 667
- NEM (theorem), 411
- NI (theorem), 222
- NIAO (example), 467
- NIAQ (example), 460
- NIAQR (example), 467
- NIDAU (example), 469
- nilpotent
  - linear transformation
    - definition NLT, 588
- NILT (diagram), 461
- NJB (theorem), 592
- NJB5 (example), 590
- NKAO (example), 464
- NLT (definition), 588
- NLT (example), 439
- NLT (section), 588
- NLT (subsection, section NLT), 588
- NLTFO (subsection, section LT), 451
- NM (definition), 69
- NM (example), 70
- NM (section), 69
- NM (subsection, section NM), 69
- NM (subsection, section OD), 584
- NM62 (example), 589
- NM64 (example), 588
- NM83 (example), 591
- NME1 (theorem), 73
- NME2 (theorem), 135
- NME3 (theorem), 222
- NME4 (theorem), 235
- NME5 (theorem), 322
- NME6 (theorem), 340
- NME7 (theorem), 379

- NME8 (theorem), 407
- NME9 (theorem), 541
- NMI (subsection, section MINM), 220
- NMLIC (theorem), 134
- NMPER (theorem), 364
- NMRRI (theorem), 70
- NMTNS (theorem), 72
- NMUS (theorem), 72
- NOILT (theorem), 500
- NOLT (definition), 499
- NOLT (notation), 499
- NOM (definition), 337
- NOM (notation), 337
- nonsingular
  - columns as basis
    - theorem CNMB, 322
- nonsingular matrices
  - linearly independent columns
    - theorem NMLIC, 134
- nonsingular matrix
  - Archetype B
    - example NM, 70
  - column space, 235
  - elementary matrices
    - theorem NMPER, 364
  - equivalences
    - theorem NME1, 73
    - theorem NME2, 135
    - theorem NME3, 222
    - theorem NME4, 235
    - theorem NME5, 322
    - theorem NME6, 340
    - theorem NME7, 379
    - theorem NME8, 407
    - theorem NME9, 541
  - matrix inverse, 222
  - null space
    - example NSNM, 71
  - nullity, 339
  - product of nonsingular matrices
    - theorem NPNT, 220
  - rank
    - theorem RNNM, 339
  - row-reduced
    - theorem NMRRI, 70
  - trivial null space
    - theorem NMTNS, 72
  - unique solutions
    - theorem NMUS, 72
- nonsingular matrix, row-reduced
  - example NSR, 71
- norm
  - example CNSV, 167
  - inner product, 167
  - notation, 167
- normal matrix
  - definition NRML, 584
  - example ANM, 584
  - orthonormal basis, 587
- notation
  - A, 185
  - AM, 25
  - AME, 394
  - C, 660
  - CCCV, 163
  - CCM, 183
  - CCN, 657
  - CNA, 656
  - CNE, 656
  - CNM, 656
  - CSM, 229
  - CV, 23
  - CVA, 82
  - CVC, 23
  - CVE, 82
  - CVSM, 83
  - D, 332
  - DM, 365
  - DS, 351
  - ELEM, 361
  - ES, 659
  - GES, 609
  - GME, 394
  - HI, 777
  - HID, 776
  - HP, 776
  - IE, 618
  - IM, 70
  - IP, 164
  - JB, 590
  - KLT, 464
  - LNS, 250
  - LT, 437
  - LTR, 613
  - M, 22
  - MA, 179
  - MC, 22
  - ME, 178
  - MI, 207
  - MR, 524
  - MRLS, 24
  - MSM, 179
  - MVP, 190
  - NOLT, 499
  - NOM, 337
  - NSM, 62
  - NV, 167
  - RLT, 479

- RO, 26
- ROLT, 499
- ROM, 338
- RREFA, 28
- RSM, 236
- SC, 661
- SE, 660
- SETM, 659
- SI, 661
- SM, 364
- SRM, 810
- SSET, 659
- SSV, 110
- SU, 661
- SUV, 169
- T, 770
- TM, 181
- VR, 512
- VSCV, 81
- VSM, 178
- ZCV, 23
- ZM, 181
- notation for a linear system
  - example NSE, 10
- NPNT (theorem), 220
- NRFO (subsection, section MR), 530
- NRML (definition), 584
- NRREF (example), 28
- NS.MMA (computation, section MMA), 645
- NSAO (example), 482
- NSAQ (example), 475
- NSAQR (example), 481
- NSC2A (example), 288
- NSC2S (example), 288
- NSC2Z (example), 288
- NSDAT (example), 485
- NSDS (example), 117
- NSE (example), 10
- NSEAI (example), 62
- NSLE (example), 24
- NSLIL (example), 137
- NSM (definition), 62
- NSM (notation), 62
- NSM (subsection, section HSE), 62
- NSMS (theorem), 289
- NSNM (example), 71
- NSNM (subsection, section NM), 71
- NSR (example), 71
- NSS (example), 71
- NSSLI (subsection, section LI), 135
- Null space
  - as a span
    - example NSDS, 117
- null space
  - Archetype I
    - example NSEAI, 62
  - basis
    - theorem BNS, 136
  - computation
    - example CNS1, 63
    - example CNS2, 63
  - isomorphic to kernel, 534
  - linearly independent basis
    - example LINSB, 135
  - mathematica, 645
  - matrix
    - definition NSM, 62
  - nonsingular matrix, 72
  - notation, 62
  - singular matrix, 71
  - spanning set
    - example SSNS, 116
    - theorem SSNS, 115
  - subspace
    - theorem NSMS, 289
- null space span, linearly independent
  - Archetype L
    - example NSLIL, 137
- nullity
  - computing, 338
  - injective linear transformation
    - theorem NOILT, 500
  - linear transformation
    - definition NOLT, 499
  - matrix, 338
    - definition NOM, 337
  - notation, 337, 499
  - square matrix, 339
- NV (definition), 167
- NV (notation), 167
- NVM (theorem), 784
- O (archetype), 731
- O (Property), 273
- O (section), 163
- OBC (subsection, section B), 323
- OBNM (theorem), 587
- OBUTR (theorem), 583
- OC (Property), 84
- OCN (Property), 657
- OD (section), 579
- OD (subsection, section OD), 584
- OD (theorem), 585
- OF (Property), 763
- OLTTR (example), 524
- OM (Property), 180
- one
  - column vectors

- Property OC, 84
- complex numbers
  - Property OCN, 657
- field
  - Property OF, 763
- matrices
  - Property OM, 180
- vectors
  - Property O, 273
- ONFV (example), 173
- ONS (definition), 173
- ONTV (example), 173
- orthogonal
  - linear independence
    - theorem OSLI, 170
  - set
    - example AOS, 169
  - set of vectors
    - definition OSV, 169
  - vector pairs
    - definition OV, 168
- orthogonal vectors
  - example TOV, 168
- orthonormal
  - definition ONS, 173
  - matrix columns
    - example OSMC, 225
- orthonormal basis
  - normal matrix
    - theorem OBNM, 587
- orthonormal diagonalization
  - theorem OD, 585
- orthonormal set
  - four vectors
    - example ONFV, 173
  - three vectors
    - example ONTV, 173
- OSGMD (example), 54
- OSIS (theorem), 221
- OSLI (theorem), 170
- OSMC (example), 225
- OSV (definition), 169
- OV (definition), 168
- OV (subsection, section O), 168
  
- P (appendix), 655
- P (archetype), 734
- P (technique, section PT), 671
- particular solutions
  - example PSHS, 103
- PCNA (theorem), 656
- PCVS (example), 280
- PD (section), 345
- PDM (section), 372
- PDM (theorem), 811
- PEE (section), 406
- PEEF (theorem), 255
- PI (definition), 449
- PI (subsection, section LT), 449
- PI (technique, section PT), 669
- PIP (theorem), 168
- PM (example), 386
- PM (subsection, section EE), 386
- PMI (subsection, section MISLE), 212
- PMM (subsection, section MM), 195
- PMR (subsection, section MR), 534
- PNLT (subsection, section NLT), 593
- POD (section), 811
- polar decomposition
  - theorem PDM, 811
- polynomial
  - of a matrix
    - example PM, 386
- polynomial vector space
  - dimension
    - theorem DP, 336
- positive semi-definite
  - creating
    - theorem CPSM, 786
- positive semi-definite matrix
  - definition PSM, 786
  - eigenvalues
    - theorem EPSM, 787
- practice
  - technique P, 671
- pre-image
  - definition PI, 449
  - kernel
    - theorem KPI, 466
- pre-images
  - example SPIAS, 450
- principal axis theorem, 586
- product of triangular matrices
  - theorem PTMT, 579
- Property
  - AA, 272
  - AAC, 84
  - AACN, 656
  - AAF, 762
  - AAM, 180
  - AC, 272
  - ACC, 84
  - ACCN, 656
  - ACF, 762
  - ACM, 180
  - AI, 273
  - AIC, 84
  - AICN, 657

- AIF, 763
- AIM, 180
- C, 272
- CACN, 656
- CAF, 762
- CC, 84
- CM, 180
- CMCN, 656
- CMF, 762
- DCN, 656
- DF, 762
- DMAM, 180
- DSA, 273
- DSAC, 84
- DSAM, 180
- DVA, 273
- DVAC, 84
- MACN, 656
- MAF, 762
- MCCN, 656
- MCF, 762
- MICN, 657
- MIF, 763
- O, 273
- OC, 84
- OCN, 657
- OF, 763
- OM, 180
- SC, 272
- SCC, 84
- SCM, 180
- SMA, 273
- SMAC, 84
- SMAM, 180
- Z, 272
- ZC, 84
- ZCN, 656
- ZF, 763
- ZM, 180
- PSHS (example), 103
- PSHS (subsection, section LC), 102
- PSM (definition), 786
- PSM (section), 786
- PSM (subsection, section PSM), 786
- PSM (subsection, section SD), 420
- PSMSR (theorem), 807
- PSPHS (theorem), 102
- PSS (subsection, section SSLE), 10
- PSSD (theorem), 348
- PSSLS (theorem), 53
- PT (section), 663
- PTFP (example), 814
- PTM (example), 193
- PTMEE (example), 195
- PTMT (theorem), 579
- Q (archetype), 736
- R (acronyms, section JCF), 642
- R (archetype), 739
- R (chapter), 512
- R.SAGE (computation, section SAGE), 650
- range
  - full
    - example FRAN, 480
  - isomorphic to column space
    - theorem RCSI, 537
  - linear transformation
    - example RAO, 479
  - notation, 479
  - of a linear transformation
    - definition RLT, 479
  - pre-image
    - theorem RPI, 484
  - subspace
    - theorem RLTS, 480
  - surjective linear transformation
    - theorem RSLT, 481
  - via matrix representation
    - example RVMR, 537
- rank
  - computing
    - theorem CRN, 338
  - linear transformation
    - definition ROLT, 499
  - matrix
    - definition ROM, 338
    - example RNM, 338
  - notation, 338, 499
  - of transpose
    - example RRTI, 349
  - square matrix
    - example RNSM, 339
  - surjective linear transformation
    - theorem ROSLT, 500
  - transpose
    - theorem RMRT, 349
- rank one decomposition
  - size 2
    - example ROD2, 792
  - size 4
    - example ROD4, 793
    - theorem ROD, 791
- rank+nullity
  - theorem RPNC, 339
- RAO (example), 479
- RCLS (theorem), 51
- RCSI (theorem), 537
- RD (subsection, section VS), 281



- RDS (theorem), 355
- READ (subsection, section B), 327
- READ (subsection, section CB), 573
- READ (subsection, section CRS), 241
- READ (subsection, section D), 340
- READ (subsection, section DM), 369
- READ (subsection, section EE), 400
- READ (subsection, section FS), 264
- READ (subsection, section HSE), 64
- READ (subsection, section ILT), 470
- READ (subsection, section IVLT), 504
- READ (subsection, section LC), 104
- READ (subsection, section LDS), 157
- READ (subsection, section LI), 138
- READ (subsection, section LISS), 310
- READ (subsection, section LT), 455
- READ (subsection, section MINM), 226
- READ (subsection, section MISLE), 215
- READ (subsection, section MM), 201
- READ (subsection, section MO), 186
- READ (subsection, section MR), 542
- READ (subsection, section NM), 73
- READ (subsection, section O), 174
- READ (subsection, section PD), 355
- READ (subsection, section PDM), 380
- READ (subsection, section PEE), 415
- READ (subsection, section RREF), 37
- READ (subsection, section S), 296
- READ (subsection, section SD), 431
- READ (subsection, section SLT), 486
- READ (subsection, section SS), 119
- READ (subsection, section SSLE), 16
- READ (subsection, section TSS), 55
- READ (subsection, section VO), 85
- READ (subsection, section VR), 520
- READ (subsection, section VS), 281
- READ (subsection, section WILA), 6
- reduced row-echelon form
- analysis
    - notation, 28
  - definition RREF, 27
  - example NRREF, 28
  - example RREF, 28
  - extended
    - definition EEF, 253
  - notation
    - example RREFN, 48
  - unique
    - theorem RREFU, 30
- reducing a span
- example RSC5, 150
- relation of linear dependence
- definition RLD, 301
  - definition RLDCV, 129
- REM (definition), 26
- REMEF (theorem), 28
- REMES (theorem), 26
- REMRS (theorem), 237
- RES (example), 156
- RGEN (theorem), 618
- rings
- sage, 650
- RLD (definition), 301
- RLDCV (definition), 129
- RLT (definition), 479
- RLT (notation), 479
- RLT (subsection, section IS), 612
- RLT (subsection, section SLT), 478
- RLTS (theorem), 480
- RMRT (theorem), 349
- RNLT (subsection, section IVLT), 499
- RNM (example), 338
- RNM (subsection, section D), 337
- RNNM (subsection, section D), 339
- RNNM (theorem), 339
- RNSM (example), 339
- RO (definition), 25
- RO (notation), 26
- RO (subsection, section RREF), 25
- ROD (section), 790
- ROD (theorem), 791
- ROD2 (example), 792
- ROD4 (example), 793
- ROLT (definition), 499
- ROLT (notation), 499
- ROM (definition), 338
- ROM (notation), 338
- ROSLT (theorem), 500
- row operations
- definition RO, 25
  - elementary matrices, 361
  - notation, 26
- row reduce
- mathematica, 644
  - sage, 651
  - ti83, 650
  - ti86, 649
- row space
- Archetype I
    - example RSAI, 236
  - as column space, 240
  - basis
    - example RSB, 320
    - theorem BRS, 238
  - matrix, 236
  - notation, 236
  - row-equivalent matrices
    - theorem REMRS, 237

- subspace
  - theorem RSMS, 295
- row-equivalent matrices
  - definition REM, 26
  - example TREM, 26
- row space, 237
- row spaces
  - example RSREM, 238
  - theorem REMES, 26
- row-reduce
  - the verb
    - definition RR, 36
- row-reduced matrices
  - theorem REMEF, 28
- RPI (theorem), 484
- RPNC (theorem), 339
- RPNDD (theorem), 500
- RR (definition), 36
- RR.MMA (computation, section MMA), 644
- RR.SAGE (computation, section SAGE), 651
- RR.TI83 (computation, section TI83), 650
- RR.TI86 (computation, section TI86), 649
- RREF (definition), 27
- RREF (example), 28
- RREF (section), 22
- RREF (subsection, section RREF), 27
- RREFA (notation), 28
- RREFN (example), 48
- RREFU (theorem), 30
- RRTI (example), 349
- RS (example), 321
- RS AI (example), 236
- RSB (example), 320
- RSC4 (example), 155
- RSC5 (example), 150
- RS LT (theorem), 481
- RSM (definition), 236
- RSM (notation), 236
- RSM (subsection, section CRS), 235
- RSMS (theorem), 295
- RSNS (example), 289
- RSREM (example), 238
- RT (subsection, section PD), 348
- RVMR (example), 537
  
- S (archetype), 742
- S (definition), 285
- S (example), 69
- S (section), 285
- SAA (example), 34
- SAB (example), 33
- SABMI (example), 206
- SAE (example), 35
- sage
  - eigenspaces (computation), 654
  - linear solve (computation), 652
  - matrix entry (computation), 651
  - matrix inverse (computation), 653
  - rings (computation), 650
  - row reduce (computation), 651
  - transpose of a matrix (computation), 653
  - vector linear combinations (computation), 653
- SAGE (section), 650
- SAN (example), 482
- SAR (example), 476
- SAS (section), 818
- SAV (example), 477
- SC (definition), 661
- SC (example), 662
- SC (notation), 661
- SC (Property), 272
- SC (subsection, section S), 295
- SC (subsection, section SET), 660
- SC3 (example), 285
- SCAA (example), 112
- SCAB (example), 114
- SCAD (example), 118
- scalar closure
  - column vectors
    - Property SCC, 84
  - matrices
    - Property SCM, 180
  - vectors
    - Property SC, 272
- scalar multiple
  - matrix inverse, 214
- scalar multiplication
  - zero scalar
    - theorem ZSSM, 279
  - zero vector
    - theorem ZVSM, 279
  - zero vector result
    - theorem SMEZV, 280
- scalar multiplication associativity
  - column vectors
    - Property SMAC, 84
  - matrices
    - Property SMAM, 180
  - vectors
    - Property SMA, 273
- SCB (theorem), 563
- SCC (Property), 84
- SCM (Property), 180
- SD (section), 419
- SDS (example), 351
- SE (definition), 660
- SE (notation), 660
- secret sharing

- 6 ways
  - example SS6W, 819
- SEE (example), 384
- SEEF (example), 254
- SER (theorem), 420
- set
  - cardinality
    - definition C, 660
    - example CS, 660
    - notation, 660
  - complement
    - definition SC, 661
    - example SC, 662
    - notation, 661
  - definition SET, 659
  - empty
    - definition ES, 659
  - equality
    - definition SE, 660
    - notation, 660
  - intersection
    - definition SI, 661
    - example SI, 661
    - notation, 661
  - membership
    - example SETM, 659
    - notation, 659
  - size, 660
  - subset, 659
  - union
    - definition SU, 661
    - example SU, 661
    - notation, 661
- SET (definition), 659
- SET (section), 659
- SETM (example), 659
- SETM (notation), 659
- shoes, 213
- SHS (subsection, section HSE), 60
- SI (definition), 661
- SI (example), 661
- SI (notation), 661
- SI (subsection, section IVLT), 497
- SIM (definition), 419
- similar matrices
  - equal eigenvalues
    - example EENS, 421
  - eual eigenvalues
    - theorem SMEE, 421
  - example SMS3, 420
  - example SMS5, 419
- similarity
  - definition SIM, 419
  - equivalence relation
    - theorem SER, 420
- singular matrix
  - Archetype A
    - example S, 69
  - null space
    - example NSS, 71
- singular matrix, row-reduced
  - example SRR, 70
- singular value decomposition
  - theorem SVD, 806
- singular values
  - definition SV, 805
- SLE (acronyms, section NM), 80
- SLE (chapter), 2
- SLE (definition), 9
- SLE (subsection, section SSLE), 9
- SLELT (subsection, section IVLT), 502
- SLEMM (theorem), 191
- SLSLC (theorem), 91
- SLT (definition), 475
- SLT (section), 475
- SLTB (theorem), 484
- SLTD (subsection, section SLT), 485
- SLTD (theorem), 485
- SLTLT (theorem), 451
- SM (definition), 364
- SM (notation), 364
- SM (subsection, section SD), 419
- SM2Z7 (example), 764
- SM32 (example), 293
- SMA (Property), 273
- SMAC (Property), 84
- SMAM (Property), 180
- SMEE (theorem), 421
- SMEZV (theorem), 280
- SMLT (example), 453
- SMS (theorem), 182
- SMS3 (example), 420
- SMS5 (example), 419
- SMZD (theorem), 378
- SMZE (theorem), 407
- SNCM (theorem), 223
- SO (subsection, section SET), 661
- socks, 213
- SOL (subsection, section B), 329
- SOL (subsection, section CB), 576
- SOL (subsection, section CRS), 246
- SOL (subsection, section D), 343
- SOL (subsection, section DM), 371
- SOL (subsection, section EE), 402
- SOL (subsection, section F), 769
- SOL (subsection, section FS), 267
- SOL (subsection, section HSE), 67
- SOL (subsection, section ILT), 473

- SOL (subsection, section IVLT), 507
- SOL (subsection, section LC), 108
- SOL (subsection, section LDS), 160
- SOL (subsection, section LI), 143
- SOL (subsection, section LISS), 313
- SOL (subsection, section LT), 458
- SOL (subsection, section MINM), 228
- SOL (subsection, section MISLE), 218
- SOL (subsection, section MM), 204
- SOL (subsection, section MO), 189
- SOL (subsection, section MR), 546
- SOL (subsection, section NM), 76
- SOL (subsection, section O), 176
- SOL (subsection, section PD), 357
- SOL (subsection, section PDM), 382
- SOL (subsection, section PEE), 417
- SOL (subsection, section RREF), 42
- SOL (subsection, section S), 298
- SOL (subsection, section SD), 433
- SOL (subsection, section SLT), 489
- SOL (subsection, section SS), 123
- SOL (subsection, section SSLE), 19
- SOL (subsection, section T), 775
- SOL (subsection, section TSS), 58
- SOL (subsection, section VO), 87
- SOL (subsection, section VR), 523
- SOL (subsection, section VS), 284
- SOL (subsection, section WILA), 8
- solution set
  - Archetype A
    - example SAA, 34
  - archetype E
    - example SAE, 35
  - theorem PSPHS, 102
- solution sets
  - possibilities
    - theorem PSSLS, 53
- solution vector
  - definition SOLV, 24
- SOLV (definition), 24
- solving homogeneous system
  - Archetype A
    - example HISAA, 61
  - Archetype B
    - example HUSAB, 60
  - Archetype D
    - example HISAD, 61
- solving nonlinear equations
  - example STNE, 9
- SP4 (example), 287
- span
  - basic
    - example ABS, 110
  - basis
    - theorem BS, 154
- definition SS, 291
- definition SSCV, 110
- improved
  - example IAS, 239
- notation, 110
- reducing
  - example RSC4, 155
- reduction
  - example RS, 321
- removing vectors
  - example COV, 151
- reworking elements
  - example RES, 156
- set of polynomials
  - example SSP, 292
- subspace
  - theorem SSS, 291
- span of columns
  - Archetype A
    - example SCAA, 112
  - Archetype B
    - example SCAB, 114
  - Archetype D
    - example SCAD, 118
- spanning set
  - crazy vector space
    - example SSC, 308
  - definition TSVS, 305
  - matrices
    - example SSM22, 307
  - more vectors
    - theorem SSLD, 332
  - polynomials
    - example SSP4, 306
- SPIAS (example), 450
- SQM (definition), 69
- square root
  - eigenvalues, eigenspaces
    - theorem EESR, 808
  - matrix
    - definition SRM, 810
    - notation, 810
  - positive semi-definite matrix
    - theorem PSMSR, 807
  - unique
    - theorem USR, 809
- SR (section), 807
- SRM (definition), 810
- SRM (notation), 810
- SRM (subsection, section SR), 807
- SRR (example), 70
- SS (definition), 291
- SS (example), 364

- SS (section), 110
- SS (subsection, section LISS), 305
- SS (theorem), 213
- SS6W (example), 819
- SSC (example), 308
- SSCV (definition), 110
- SSET (definition), 659
- SSET (example), 659
- SSET (notation), 659
- SSLD (theorem), 332
- SSLE (section), 9
- SSM22 (example), 307
- SSNS (example), 116
- SSNS (subsection, section SS), 115
- SSNS (theorem), 115
- SSP (example), 292
- SSP4 (example), 306
- SSRLT (theorem), 483
- SSS (theorem), 291
- SSSLT (subsection, section SLT), 483
- SSV (notation), 110
- SSV (subsection, section SS), 110
- standard unit vector
  - notation, 169
- starting proofs
  - technique GS, 665
- STLT (example), 452
- STNE (example), 9
- SU (definition), 661
- SU (example), 661
- SU (notation), 661
- submatrix
  - notation, 364
- subset
  - definition SSET, 659
  - notation, 659
- subspace
  - as null space
    - example RSNS, 289
  - characterized
    - example ASC, 517
  - definition S, 285
  - in  $P_4$ 
    - example SP4, 287
  - not, additive closure
    - example NSC2A, 288
  - not, scalar closure
    - example NSC2S, 288
  - not, zero vector
    - example NSC2Z, 288
  - testing
    - theorem TSS, 286
  - trivial
    - definition TS, 289
  - verification
    - example SC3, 285
    - example SM32, 293
- subspaces
  - equal dimension
    - theorem EDYES, 348
- surjective
  - Archetype N
    - example SAN, 482
  - example SAR, 476
  - not
    - example NSAQ, 475
    - example NSAQR, 481
  - not, Archetype O
    - example NSAO, 482
  - not, by dimension
    - example NSDAT, 485
  - polynomials to matrices
    - example SAV, 477
- surjective linear transformation
  - bases
    - theorem SLTB, 484
- surjective linear transformations
  - dimension
    - theorem SLTD, 485
- SUV (definition), 169
- SUV (notation), 169
- SUVB (theorem), 317
- SUVOS (example), 169
- SV (definition), 805
- SVD (section), 802
- SVD (subsection, section SVD), 805
- SVD (theorem), 806
- SVP4 (example), 347
- SYM (definition), 181
- SYM (example), 181
- symmetric matrices
  - theorem SMS, 182
- symmetric matrix
  - example SYM, 181
- system of equations
  - vector equality
    - example VESE, 82
- system of linear equations
  - definition SLE, 9
- T (archetype), 744
- T (definition), 770
- T (notation), 770
- T (part), 762
- T (section), 770
- T (technique, section PT), 664
- TCSD (example), 368
- TD (section), 795

- TD (subsection, section TD), 795  
 TD (theorem), 795  
 TD4 (example), 796  
 TDEE (theorem), 799  
 TDEE6 (example), 800  
 TDSSE (example), 798  
 TDSSE (subsection, section TD), 797  
 technique  
   C, 666  
   CD, 668  
   CP, 667  
   CV, 667  
   D, 663  
   DC, 670  
   E, 666  
   GS, 665  
   I, 670  
   L, 664  
   LC, 672  
   ME, 669  
   N, 667  
   P, 671  
   PI, 669  
   T, 664  
   U, 669  
 theorem  
   AA, 185  
   AIP, 200  
   AISM, 280  
   AIU, 279  
   AMA, 185  
   AMSM, 185  
   BCS, 232  
   BIS, 335  
   BNS, 136  
   BRS, 238  
   BS, 154  
   CB, 555  
   CCM, 184  
   CCRA, 657  
   CCRM, 657  
   CCT, 658  
   CFDVS, 517  
   CFNLT, 597  
   CHT, 641  
   CILTI, 469  
   CINM, 211  
   CIVLT, 497  
   CLI, 518  
   CLTLT, 454  
   CMVEI, 54  
   CNMB, 322  
   COB, 323  
   CPSM, 786  
   CRMA, 183  
   CRMSM, 184  
   CRN, 338  
   CRSM, 163  
   CRVA, 163  
   CSCS, 230  
   CSLTS, 485  
   CSMS, 295  
   CSNM, 235  
   CSRN, 52  
   CSRST, 240  
   CSS, 518  
   CUMOS, 224  
   DC, 423  
   DCM, 336  
   DCP, 411  
   DEC, 367  
   DED, 427  
   DEM, 377  
   DEM-MM, 377  
   DER, 366  
   DERC, 374  
   DFS, 350  
   DGES, 628  
   DIM, 376  
   DLDS, 149  
   DM, 336  
   DMFE, 425  
   DMHP, 778  
   DMMP, 779  
   DMST, 365  
   DNLT, 593  
   DP, 336  
   DRCM, 373  
   DRCMA, 374  
   DRCS, 372  
   DRMM, 380  
   DSD, 354  
   DSFB, 351  
   DSFOS, 352  
   DSLI, 353  
   DSZI, 353  
   DSZV, 352  
   DT, 367  
   DVM, 782  
   DZRC, 372  
   EDELI, 406  
   EDYES, 348  
   EEMAP, 802  
   EER, 566  
   EESR, 808  
   EIM, 409  
   EIS, 606  
   ELIS, 345

EMDRO, 361  
EMHE, 387  
EMMVP, 192  
EMN, 363  
EMNS, 392  
EMP, 194  
EMRCP, 391  
EMS, 392  
ENLT, 593  
EOMP, 408  
EOPSS, 12  
EPM, 408  
EPSM, 787  
ERMCP, 410  
ESMM, 407  
ETM, 410  
FIMP, 763  
FS, 256  
FTMR, 526  
FVCS, 53  
G, 345  
GEK, 609  
GESD, 622  
GESIS, 609  
GSP, 171  
HMIP, 201  
HMOE, 414  
HMRE, 414  
HMVEI, 62  
HPC, 776  
HPDAA, 777  
HPhi, 777  
HPHID, 777  
HPSMM, 778  
HSC, 60  
ICBM, 556  
ICLT, 497  
IFDVS, 517  
IILT, 494  
ILTB, 468  
ILTD, 469  
ILTIS, 494  
ILTIL, 468  
ILTLT, 493  
IMILT, 541  
IMR, 539  
IP, 814  
IPAC, 166  
IPN, 167  
IPSM, 165  
IPVA, 165  
ISRN, 52  
ITMT, 580  
IVSED, 499  
JCFLT, 628  
KILT, 466  
KLTS, 465  
KNSI, 534  
KPI, 466  
KPIS, 607  
KPLT, 594  
KPNLT, 595  
LIVHS, 131  
LIVRN, 133  
LNSMS, 295  
LSMR, 815  
LTDB, 446  
LTLC, 446  
LTTZZ, 441  
MBLT, 443  
MCT, 184  
ME, 412  
MIMI, 214  
MISM, 214  
MIT, 214  
MIU, 213  
MLTCV, 444  
MLTLT, 452  
MMA, 197  
MMAD, 199  
MMCC, 198  
MMDAA, 196  
MMIM, 196  
MMIP, 198  
MMSMM, 197  
MMT, 199  
MMZM, 196  
MNEM, 413  
MRCB, 560  
MRCLT, 531  
MRMLT, 530  
MRRGE, 620  
MRSLT, 530  
MVSLD, 134  
NEM, 411  
NI, 222  
NJB, 592  
NME1, 73  
NME2, 135  
NME3, 222  
NME4, 235  
NME5, 322  
NME6, 340  
NME7, 379  
NME8, 407  
NME9, 541  
NMLIC, 134  
NMPeM, 364

- NMRRI, 70  
 NMTNS, 72  
 NMUS, 72  
 NOILT, 500  
 NPNT, 220  
 NSMS, 289  
 NVM, 784  
 OBNM, 587  
 OBUTR, 583  
 OD, 585  
 OSIS, 221  
 OSLI, 170  
 PCNA, 656  
 PDM, 811  
 PEEF, 255  
 PIP, 168  
 PSMSR, 807  
 PSPHS, 102  
 PSSD, 348  
 PSSLS, 53  
 PTMT, 579  
 RCLS, 51  
 RCSI, 537  
 RDS, 355  
 REMEF, 28  
 REMES, 26  
 REMRS, 237  
 RGEN, 618  
 RLTS, 480  
 RMRT, 349  
 RNNM, 339  
 ROD, 791  
 ROSLT, 500  
 RPI, 484  
 RPNC, 339  
 RPND, 500  
 RREFU, 30  
 RSLT, 481  
 RSMS, 295  
 SCB, 563  
 SER, 420  
 SLEMM, 191  
 SLSLC, 91  
 SLTB, 484  
 SLTD, 485  
 SLTLT, 451  
 SMEE, 421  
 SMEZV, 280  
 SMS, 182  
 SMZD, 378  
 SMZE, 407  
 SNCM, 223  
 SS, 213  
 SSLD, 332  
 SSNS, 115  
 SSRLT, 483  
 SSS, 291  
 SUVB, 317  
 SVD, 806  
 TD, 795  
 TDEE, 799  
 technique T, 664  
 TIST, 771  
 TL, 770  
 TMA, 182  
 TMSM, 182  
 TSE, 771  
 TSRM, 771  
 TSS, 286  
 TT, 182  
 TTMI, 208  
 UMCOB, 326  
 UMI, 224  
 UMPIP, 225  
 USR, 809  
 UTMR, 580  
 VFSL, 97  
 VRI, 516  
 VRILT, 517  
 VRLT, 512  
 VRRB, 309  
 VRS, 516  
 VSLT, 453  
 VSPCV, 84  
 VSPM, 179  
 ZSSM, 279  
 ZVSM, 279  
 ZVU, 278  
 ti83  
   matrix entry (computation), 649  
   row reduce (computation), 650  
   vector linear combinations (computation), 650  
 TI83 (section), 649  
 ti86  
   matrix entry (computation), 648  
   row reduce (computation), 649  
   transpose of a matrix (computation), 649  
   vector linear combinations (computation), 649  
 TI86 (section), 648  
 TIS (example), 605  
 TIST (theorem), 771  
 TIVS (example), 517  
 TKAP (example), 465  
 TL (theorem), 770  
 TLC (example), 88  
 TM (definition), 181  
 TM (example), 181  
 TM (notation), 181



- TM (subsection, section OD), 579
- TM.MMA (computation, section MMA), 647
- TM.SAGE (computation, section SAGE), 653
- TM.TI86 (computation, section TI86), 649
- TMA (theorem), 182
- TMP (example), 3
- TMSM (theorem), 182
- TOV (example), 168
- trace
  - definition T, 770
  - linearity
    - theorem TL, 770
  - matrix multiplication
    - theorem TSRM, 771
  - notation, 770
  - similarity
    - theorem TIST, 771
  - sum of eigenvalues
    - theorem TSE, 771
- trail mix
  - example TMP, 3
- transpose
  - matrix scalar multiplication
    - theorem TMSM, 182
  - example TM, 181
  - matrix addition
    - theorem TMA, 182
  - matrix inverse, 214
  - notation, 181
  - scalar multiplication, 183
- transpose of a matrix
  - mathematica, 647
  - sage, 653
  - ti86, 649
- transpose of a transpose
  - theorem TT, 182
- TREM (example), 26
- triangular decomposition
  - entry by entry, size 6
    - example TDEE6, 800
  - entry by entry
    - theorem TDEE, 799
  - size 4
    - example TD4, 796
  - solving systems of equations
    - example TDSSE, 798
  - theorem TD, 795
- triangular matrix
  - inverse
    - theorem ITMT, 580
- trivial solution
  - system of equations
    - definition TSHSE, 60
- TS (definition), 289
- TS (subsection, section S), 286
- TSE (theorem), 771
- TSHSE (definition), 60
- TSM (subsection, section MO), 181
- TSRM (theorem), 771
- TSS (section), 48
- TSS (subsection, section S), 290
- TSS (theorem), 286
- TSVS (definition), 305
- TT (theorem), 182
- TTMI (theorem), 208
- TTS (example), 10
- typical systems,  $2 \times 2$ 
  - example TTS, 10
- U (archetype), 746
- U (technique, section PT), 669
- UM (definition), 223
- UM (subsection, section MINM), 223
- UM3 (example), 223
- UMCOB (theorem), 326
- UMI (theorem), 224
- UMPIP (theorem), 225
- unique solution,  $3 \times 3$ 
  - example US, 14
  - example USR, 26
- uniqueness
  - technique U, 669
- unit vectors
  - basis
    - theorem SUVB, 317
  - definition SUV, 169
  - orthogonal
    - example SUVOS, 169
- unitary
  - permutation matrix
    - example UPM, 223
  - size 3
    - example UM3, 223
- unitary matrices
  - columns
    - theorem CUMOS, 224
- unitary matrix
  - inner product
    - theorem UMPIP, 225
- UPM (example), 223
- upper triangular matrix
  - definition UTM, 579
- US (example), 14
- USR (example), 26
- USR (theorem), 809
- UTM (definition), 579
- UTMR (subsection, section OD), 580
- UTMR (theorem), 580

- V (acronyms, section O), 177
- V (archetype), 748
- V (chapter), 81
- VA (example), 83
- Vandermonde matrix
  - definition VM, 782
- vandermonde matrix
  - determinant
    - theorem DVM, 782
  - nonsingular
    - theorem NVM, 784
  - size 4
    - example VM4, 782
- VEASM (subsection, section VO), 81
- vector
  - addition
    - definition CVA, 82
  - column
    - definition CV, 22
  - equality
    - definition CVE, 82
    - notation, 82
  - inner product
    - definition IP, 164
  - norm
    - definition NV, 167
  - notation, 23
  - of constants
    - definition VOC, 23
  - product with matrix, 190, 193
  - scalar multiplication
    - definition CVSM, 83
- vector addition
  - example VA, 83
- vector component
  - notation, 23
- vector form of solutions
  - Archetype D
    - example VFSAD, 92
  - Archetype I
    - example VFSAI, 99
  - Archetype L
    - example VFSAL, 101
  - example VFS, 94
  - mathematica, 646
  - theorem VFSLs, 97
- vector linear combinations
  - mathematica, 645
  - sage, 653
  - ti83, 650
  - ti86, 649
- vector representation
  - example AVR, 309
  - example VRC4, 513
- injective
  - theorem VRI, 516
- invertible
  - theorem VRILT, 517
- linear transformation
  - definition VR, 512
  - notation, 512
  - theorem VRLT, 512
- surjective
  - theorem VRS, 516
  - theorem VRRB, 309
- vector representations
  - polynomials
    - example VRP2, 515
- vector scalar multiplication
  - example CVSM, 83
- vector space
  - characterization
    - theorem CFDVS, 517
  - column vectors
    - definition VSCV, 81
  - definition VS, 272
  - infinite dimension
    - example VSPUD, 337
  - linear transformations
    - theorem VSLT, 453
  - over integers mod 5
    - example VSIM5, 764
- vector space of column vectors
  - notation, 81
- vector space of functions
  - example VSF, 275
- vector space of infinite sequences
  - example VSIS, 275
- vector space of matrices
  - definition VSM, 178
  - example VSM, 274
  - notation, 178
- vector space of polynomials
  - example VSP, 274
- vector space properties
  - column vectors
    - theorem VSPCV, 84
  - matrices
    - theorem VSPM, 179
- vector space, crazy
  - example CVS, 276
- vector space, singleton
  - example VSS, 276
- vector spaces
  - isomorphic
    - definition IVS, 498
    - theorem IFDVS, 517
- VESE (example), 82

- VFS (example), 94  
 VFSAD (example), 92  
 VFSAI (example), 99  
 VFSAL (example), 101  
 VFSLs (theorem), 97  
 VFSS (subsection, section LC), 92  
 VFSS.MMA (computation, section MMA), 646  
 VLC.MMA (computation, section MMA), 645  
 VLC.SAGE (computation, section SAGE), 653  
 VLC.TI83 (computation, section TI83), 650  
 VLC.TI86 (computation, section TI86), 649  
 VM (definition), 782  
 VM (section), 782  
 VM4 (example), 782  
 VO (section), 81  
 VOC (definition), 23  
 VR (definition), 512  
 VR (notation), 512  
 VR (section), 512  
 VR (subsection, section LISS), 309  
 VRC4 (example), 513  
 VRI (theorem), 516  
 VRILT (theorem), 517  
 VRLT (theorem), 512  
 VRP2 (example), 515  
 VRRB (theorem), 309  
 VRS (theorem), 516  
 VS (acronyms, section PD), 359  
 VS (chapter), 272  
 VS (definition), 272  
 VS (section), 272  
 VS (subsection, section VS), 272  
 VSCV (definition), 81  
 VSCV (example), 274  
 VSCV (notation), 81  
 VSF (example), 275  
 VSIM5 (example), 764  
 VSIS (example), 275  
 VSLT (theorem), 453  
 VSM (definition), 178  
 VSM (example), 274  
 VSM (notation), 178  
 VSP (example), 274  
 VSP (subsection, section MO), 179  
 VSP (subsection, section VO), 84  
 VSP (subsection, section VS), 278  
 VSPCV (theorem), 84  
 VSPM (theorem), 179  
 VSPUD (example), 337  
 VSS (example), 276  
  
 W (archetype), 750  
 WILA (section), 2  
  
 X (archetype), 752  
  
 Z (Property), 272  
 ZC (Property), 84  
 ZCN (Property), 656  
 ZCV (definition), 23  
 ZCV (notation), 23  
 zero  
     complex numbers  
         Property ZCN, 656  
     field  
         Property ZF, 763  
 zero column vector  
     definition ZCV, 23  
     notation, 23  
 zero matrix  
     notation, 181  
 zero vector  
     column vectors  
         Property ZC, 84  
     matrices  
         Property ZM, 180  
     unique  
         theorem ZVU, 278  
     vectors  
         Property Z, 272  
 ZF (Property), 763  
 ZM (definition), 181  
 ZM (notation), 181  
 ZM (Property), 180  
 ZNDAB (example), 379  
 ZSSM (theorem), 279  
 ZVSM (theorem), 279  
 ZVU (theorem), 278